

Streaming Molecular Dynamics Simulation Data for On-the-fly Processing and Analysis

Amruthesh Thirumalaiswamy,^{1,*} Lawson J. Woods,^{2,1,†} Heekun Cho,¹ Hugo MacDermott-Opeskin,³ Jennifer Clark,³ Irfan Alibay,³ Yuxuan Zhuang,³ Oliver Beckstein,^{2,4,‡} and Matthias Heyden^{1,4,§}

¹*School of Molecular Sciences, Arizona State University, Tempe, AZ 85287, U.S.A.*

²*Department of Physics, Arizona State University, Tempe, AZ 85287, U.S.A.*

³*MAnalysis, NumFOCUS, Austin, TX, U.S.A.*

⁴*Center for Biological Physics, Arizona State University, Tempe, AZ 85287, U.S.A.*

(Dated: May 26, 2026)

Only a small fraction of the data generated in state-of-the-art all-atom multi-microsecond molecular dynamics (MD) simulations is typically analyzed. With typical femtosecond integration steps, microsecond simulations generate billions of time steps with a complete set of atomic positions, velocities, and forces for all simulated atoms. The data volume often corresponds to petabytes and exceeds typical storage capacities. Consequently, only a fraction of the simulated time steps are usually written to a trajectory file for subsequent analysis, often at time intervals of 10-100 ps. Such a trajectory file allows for the calculation of ensemble averages and the analysis of slow dynamics but information on many faster processes is lost. These fast processes include intra- and inter-molecular vibrations, dynamics in non-glassy solvents, short-lived transition states, transport properties, *etc.*, which encode physical information and are related to fundamental macroscopic properties and experimental observables. Here, we introduce a data streaming setup and interface for MD simulations that provides easy access to all data generated during a running simulation. Instead of writing data to a storage medium, our interface facilitates the implementation of user-defined analysis or processing routines that access the simulation data from a stream while the simulation is running. For this purpose, we expand existing implementations of the Interactive Molecular Dynamics (IMD) protocol and implement an enhanced protocol (termed IMD version 3 or ‘IMDv3’) in 3 popular MD packages GROMACS, NAMD, and LAMMPS. Our new Python package `imdclient` receives an IMDv3 data stream and makes it available for other applications. To maximize usability, we added a reader class based on `imdclient` to the popular `MAnalysis` software package that enables it to process streamed MD simulation data in addition to regular trajectory files. Our benchmarking results further demonstrate that streaming can increase simulation performance compared to simulations that write data at high frequency to a trajectory output file. We include usage examples that illustrate live monitoring of custom variables during a running simulation, evaluation of velocity time correlation functions with fast fluctuations, and instantaneous analysis of currents through a membrane pore.

I. INTRODUCTION

Molecular dynamics (MD) simulations are a powerful tool for studying physical systems at atomic and molecular scales, wherein particle trajectories are determined using Newton’s laws of motion.[1–3] This approach is widely applied in areas such as soft matter, biological sciences, materials science, and nanotechnology. In particular, MD serves as a valuable method for investigating molecular interactions and simulating the behavior of proteins, enzymes, and other biomolecules.[4–6] Simulating material characteristics and properties through MD simulations drives avenues like material discovery in material science and nanotechnology [7]. Other popular use cases can be found in the field of chemical engineering, *e.g.*, in particle simulations of fluid dynamics and

chemical separation [3, 8, 9].

Complex systems often exhibit phenomena across a wide range of time and length scales. The integration time steps of MD simulations are typically on the order of femtoseconds to resolve fast vibrations (needed for energy conservation) and stable integration of the equations of motion. Consequently, the number of integration time steps that can be computationally performed for a given system provides an upper limit for the time scales that can be studied. In particular, many physically and biologically relevant processes, such as protein folding and phase separation, occur in microseconds to milliseconds [10, 11] which corresponds to billions to trillions of integration time steps. Today, with the continual progress of Moore’s Law as well as advances in supercomputing and custom hardware such as Anton [12], it is now feasible to simulate large biomolecular systems in atomic detail over a large range of timescales using unbiased MD simulations — in effect capturing both fast vibrations and slow processes such as folding or conformational transitions. However, analyzing fast (femtoseconds to picoseconds) processes in simulations carried out over timescales of multiple microseconds requires at least

* These authors contributed equally to this work.

† These authors contributed equally to this work.; formerly at: Translational Genomics Institute, Phoenix, AZ 85004, U.S.A.

‡ obeckste@asu.edu

§ mheyden1@asu.edu

temporary storage of atomic coordinates, velocities or forces for millions or even billions of time steps. As a consequence, the analysis of intra- and inter-molecular vibrations, solvent dynamics and hydrogen bond fluctuations [13] in long simulations comes at the cost of excessive or even technologically unfeasible disk space requirements. At the same time, frequent file I/O associated with the generation of femtosecond to picosecond resolution trajectories can have a substantial negative impact on the run-time performance of highly optimized simulation codes. Thus, while simulation trajectories that combine high time resolution with long simulation times have the potential to provide a wealth of information, scalable analysis is a challenge for the massive amount of data produced [14, 15].

To mitigate file I/O and disk space requirements, atomic coordinates can be stored in trajectory files at coarse time intervals (e.g., every 100 ps), at the cost of losing high-frequency information [15]. This limits the ability to track fast dynamical processes such as molecular vibrations, solvent relaxations, or barrier crossing events. As a result, one loses the ability to compute many insightful time correlation and dynamic scattering functions, or to analyze important transport properties [16–22]. An alternative strategy is to combine results from multiple short simulations written out frequently and long simulations written out less frequently, to assess properties that emerge on log-time intervals. This, however, necessitates re-running trajectory segments at different time resolutions to properly stitch together the results. Such a complex simulation protocol inefficiently uses both human time and computational time and is furthermore complicated by the fact that on high-performance computing platforms leveraging GPUs, simulation trajectories are typically not fully reproducible because of non-deterministic rounding errors upon merging data from a large number of parallel threads. These challenges also make it difficult to study fast and slow processes in identical trajectories as required to investigate fast but rare free energy barrier crossing events that provide key mechanistic insights into enzyme function [23].

To address this problem, we propose an alternative to traditional file I/O (input/output) and the *a posteriori* analysis of simulation trajectory files, namely to directly extract data as a live stream from a running simulation. This idea has been recognized in multiple fields of computational science and appeared under various labels such as *in-situ* or *in-transit* analysis [14, 24, 25]. Streaming coordinate data for *visualization* from MD simulations has been available since at least 2001 [26, 27]. On the other hand, *analysis* of MD simulations via streaming has remained at the proof-of-principle stage with a focus on using advanced streaming frameworks [28–31]. However, these approaches have found very limited adoption in the MD community, possibly because of the technical difficulty to make necessary code changes in the MD software and the lack of robust, easily installable, and flexible soft-

ware for processing streamed trajectory data. We therefore aimed for a streaming implementation that could be easily included in existing code bases and leverages proven technology on the producer (MD package) and receiver (analysis) side. The Interactive Molecular Dynamics (IMD) protocol, invented by Stone and coworkers in 2001 [26, 32], proved to be an ideal starting point for our efforts. IMD is a simple package-based bidirectional protocol running over TCP/IP that was developed for real-time visualization and manipulation (e.g. with haptic devices) of molecular dynamics simulations [33]. Version 2 implementation of this protocol (IMDv2) has been available in major MD codes such as GROMACS [34], NAMD [35], and LAMMPS [36] for many years. However, the original IMD protocol and related implementations like IMDv2, were designed primarily for visualization (e.g., with VMD [37]) and lack the essential information needed for quantitative analysis. In particular, IMDv2 data streams do not include simulation time, simulation unit cell information, velocities, or forces.

In this work, we introduce a generalized streaming interface for molecular dynamics simulations built on top of existing IMDv2 implementations. Our approach extends current IMD functionalities by introducing a modified protocol that we call the IMD version 3 or IMDv3 protocol. Implementations of this enhanced IMDv3 protocol allow flexible, real-time data streaming from simulations performed by popular high-performance MD simulation codes such as GROMACS, NAMD, and LAMMPS. In contrast to previous implementations, IMDv3 enables users to specify exactly which information (e.g., coordinates, velocities, forces, box dimensions) should be streamed (and which atoms or subsystems it should apply to). This approach allows for on-the-fly analysis of fast processes and system-specific events, eliminating the need for large intermediate files and extensive post-processing. By bridging the gap between data generation and analysis, our framework supports more efficient, scalable, and information-rich simulations. As part of our work, we implemented IMDv3-streaming capability in GROMACS, NAMD, and LAMMPS. We created an open-source Python package `imdclient` for receiving and processing IMDv3 protocol specific simulation data from a TCP/IP socket connection. Using `imdclient`, we enabled the `MDAnalysis` package [38], a popular platform for the analysis of MD simulation trajectories, to accept IMDv3 data streams for on-the-fly analysis.

II. METHODS

A. Streaming using the Interactive Molecular Dynamics protocol

In data streaming, information is produced at a source, transferred in real time through a network or local connection to a receiver, and immediately processed at the endpoint. The idea of streaming for molecular simula-

tions was first presented by Stone *et al.* [26] via *Interactive Molecular Dynamics* (IMD), a setup wherein a user can interact or exchange data with a live running simulation. Simulation data is streamed as it is generated and received by a client, usually a visualization software, that can then render and display received data. In this two-way communication setup, the client may also send certain information back to the simulation program, for instance to inject forces via a haptic device and thus directly influence the simulation itself in real time. For data transfer, IMD uses a fast, simple and proven network architecture via a TCP/IP (Transmission Control Protocol/Internet Protocol) socket. A socket in this context is the software endpoint that connects the simulation software to the underlying network hardware through the computer’s network interface using a port address. On the other end, a receiver (client) connects via its own socket to the same port address to enable the exchange (sending/receiving) of information. This communication is managed by the TCP/IP software stack, which encompasses a set of rules and protocols for handling the data transfer. IMD uses a custom application-level protocol (IMD protocol) that runs on top of a TCP/IP socket and sets the rules for sending and receiving specific simulation data. Data as prescribed by this IMD protocol is sent in the form of data or message packets (more details in Sec. S2 B 1). The sequence of such data packets defined by the application-level protocol exchanged between the simulation and a client over a connection is termed an IMD data stream. IMD connects a *producer* (simulation engine) and a *receiver* (user program) so that they can interact and exchange information with each other as the simulation is running. Implementations in MD engines based on the IMD protocol, “IMDv1” [26] and “IMDv2” [32], enable sending positions and energies from the simulation engine and receiving force feedback from the client and are mainly intended for interactive visualization purposes using VMD [32, 37].

B. IMDv3 Protocol

We developed a modified, enhanced protocol, which we term the IMDv3 protocol, and is an extension of the original IMD protocol by Stone *et al.* [26]. Like the original protocol, IMDv3 provides for the sending of coordinates and energies from the simulation engine. In addition, this new protocol defines information packet types enabling the producer to send data types like simulation time, box dimensions, velocities, and forces. Each information or data type is sent in the form of a message packet defined by its header and body (see Sec. S2 B 1 in Supplementary Information for more details). However, in contrast to the original protocol, IMDv3 enforces a fixed order in which these packets are sent while providing the flexibility to configure, at the beginning of each connection, the particular selection of information being sent. The full technical specification is provided in the Supplemen-

tary Information in Sec. S2 A and as part of the online documentation of the `imdclient` package [39].

C. New IMDv3 implementations

We implemented the IMDv3 protocol in 3 popular molecular simulation software packages, GROMACS [34], LAMMPS [36], and NAMD [35] that already included robust IMDv2 capabilities. We re-used existing IMDv2 implementation code as much as possible and added additional features as required for IMDv3. IMDv3 implementations can be used in the same context (*e.g.*, with GPUs or MPI) as the existing IMDv2 ones. The user has to select the IMD version to be used for communication with the client; with IMDv3, additional configuration options become available. Sec. S3 A contains further details of the implementation.

As a reference implementation for the receiver we developed the `imdclient` Python package that provides the necessary programming infrastructure and tools to receive IMDv3 data from a server connected via a socket. The package uses an application-level buffer on the client end to temporarily store information parsed from the socket to preserve data and account for discrepancies in the speed of sending and receiving data. Implementation details can be found in Sec. III B 1. Our reference Python implementation allows other applications to directly build on the IMDv3 protocol and is available under the permissive MIT license.

D. Producer-Receiver Setup and Workflow

The typical setup and flow of an IMDv3 session, as shown in the schematic Fig. 1, includes the following steps:

1. A simulation engine, configured with IMDv3 via command-line and input file settings, creates a socket and starts listening for connections on a user-defined port number such as 8888.
2. A user program or package (for instance, `MDAnalysis` using the `imdclient` package), acts as IMDv3 receiver (client) and connects to the socket generated by the server, *i.e.*, the simulation engine.
3. Once the client and server are connected via the socket, the simulation engine sends a `handshake` packet to `imdclient`, containing the endianness of the machine that it is running on together with the version of the IMD session (“3” for IMDv3).
4. The simulation engine sends a `session-info` packet (introduced in IMDv3) to `imdclient` informing the client about the simulation data it should expect in this session, *e.g.*, time, box dimensions, and positions.

5. After parsing the `handshake` and `session-info` packets, `imdclient` sends a `go` signal to the simulation engine and begins waiting for data packets.
6. The simulation engine sends the specific data packets set by the user (in this example: time, box dimensions, and positions) in a fixed order for every N 'th simulation frame, where N is the user-defined IMD transmission rate or `trate`.
7. `imdclient` continuously parses the stream of bytes from the socket into its internal client buffer, making the data available as `numpy` arrays for processing.
8. After ending its simulation loop, the simulation engine closes its socket and terminates the connection.
9. `imdclient` recognizes that the session has ended and closes its socket connection after the last available frame of data has been processed into its internal buffer. `imdclient` exits after each IMD frame in the buffer has been processed.

E. Software availability and versions used

The source code for the `imdclient` package is available under the open source MIT license with the latest releases archived in Zenodo [40]. The package can be installed from the Python Package Index with `pip install imdclient` or from the conda-forge channel with `mamba install -c conda-forge imdclient`. In this work we used `imdclient` release 0.2.3. `MDAnalysis` [38] supports reading IMDv3 streams since release 2.10.0. Its source code is available under the GNU Lesser General Public License, version 2 or higher, releases are archived in Zenodo [41], and it can be installed with `pip install MDAnalysis` or `mamba install -c conda-forge mdanalysis`. `MDAnalysis` will not automatically install `imdclient` so both packages need to be installed in order to process streams, *e.g.*, `mamba install -c conda-forge mdanalysis imdclient`. Our benchmarking tests in Sec. III C, unless otherwise specified, were done using `MDAnalysis` version 2.10.0, archived in Zenodo [41].

Support for IMDv3 in GROMACS [34] has been implemented in a fork (see Tab. S6) of the GROMACS repository and is available under the same license as GROMACS, namely the GNU Lesser General Public License, version 2.1. This IMDv3 implementation used for our benchmarking later, was modified on top of GROMACS version 2024.4, and has been archived in Zenodo [42].

The IMDv3 implementation in LAMMPS [36] has been a part of the official stable release since the 22 July 2025 version. LAMMPS is available under the GNU General Public License, version 2. Additional optimizations to improve performance on GPUs when using

streaming with the ‘kokkos’-mode [43] in LAMMPS are available in a fork (see Tab. S6) of the source code repository and archived in Zenodo [44]. This particular version was used for our benchmarking efforts.

Support for IMDv3 in NAMD [35] has been merged into the official GitLab repository and will be publicly available in the upcoming 3.1 release. NAMD can be obtained from <https://www.ks.uiuc.edu/Research/namd/> under the University of Illinois NAMD Molecular Dynamics Software Non-Exclusive, Non-Commercial Use License. ‘GPU Resident mode’ [45] based optimizations for IMDv3 streaming are available on a branch of the source code repository currently, and were used for benchmarking in Sec. III C 2.

Links to the source code repositories, pre-IMDv3 commits/branches, IMDv3-enabled branches, particular versions used for benchmarking and their respective Zenodo DOIs are tabulated for reference in Tab. S6.

III. RESULTS

A. New IMDv3 Capabilities in Simulation Engines

IMDv3 provides the ability to stream multiple types of simulation data and information. We have implemented this in GROMACS, LAMMPS and NAMD by building on existing IMDv2 implementations and enabling the user to switch between both versions. To that effect, the user can use the following configuration settings in the simulation engine input file or execution command line.

- Turning on IMD: Switch IMD on or off
- IMD port: The port address to which the socket connection is formed for streaming.
- Waiting behavior: Determines whether the simulation engine waits for incoming client connection before starting the simulation.
- Data transfer interval: Simulation step interval between communication of current frame information via IMD (historically also called transmission rate = `trate`).
- IMD version: Setting the version and protocol type to be used
- Data types: Settings to configure which particular simulation data (box dimensions, positions, velocities, forces, etc.) should be streamed when using IMDv3. Some engines also offer the flexibility to stream a particular subset of the system (atoms).

Tab. I summarizes the IMDv3 configuration parameters across all three simulation engines.

It must be noted that even though the IMDv3 protocol supports force feedback, the current IMDv3 implementations in LAMMPS and NAMD do not support receiving and applying forces from a client.

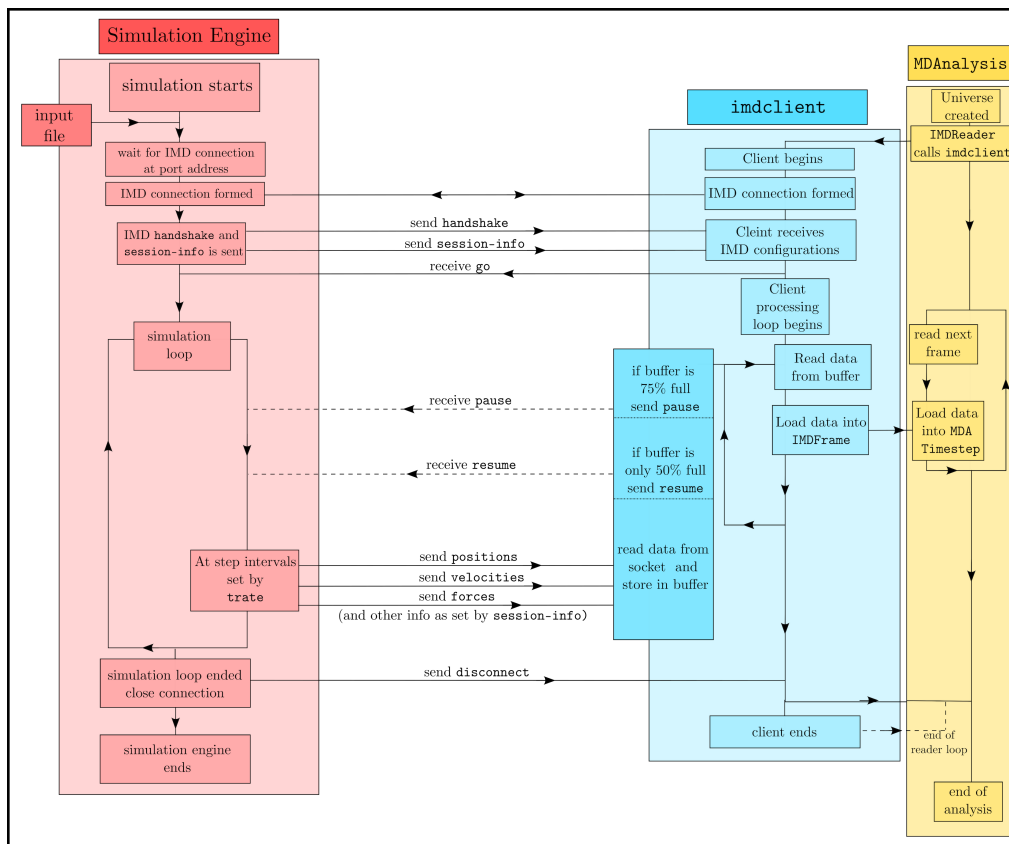


FIG. 1: **Streaming Data using IMDv3:** The schematic illustrates the information flow when using IMDv3. The simulation engine (producer, red) interacts with the receiver (client, blue), namely the `imdclient` package, via a TCP/IP socket interface. Here, the `MDAnalysis` package (yellow) calls the client and loads the streaming data into standard `MDAnalysis` data structures. First, the client establishes a connection with the simulation engine, which can be configured to wait for such a connection prior to starting the simulation. Once the connection is established, the simulation engine starts the simulation and streams data to the client. `imdclient` processes this incoming data and stores data temporarily in an application-level buffer for eventual use by `MDAnalysis`.

In the following, we provide sample inputs for the three different simulation engines. More detailed information on these can be found in the Supplementary Information.

1. GROMACS

Example (`*.mdp`) input file snippet, to enable IMDv3 functionality in GROMACS:

```

1  IMD-group      = System
2  IMD-nst       = 100
3  IMD-version   = 3
4  IMD-time      = Yes
5  IMD-energies  = Yes
6  IMD-box      = Yes
7  IMD-coords   = Yes
8  IMD-vels     = Yes
9  IMD-forces   = Yes
10 IMD-unwrap   = Yes

```

GROMACS turns IMD functionality on/off using the `IMD-group` input setting in the `*.mdp` file. Further,

GROMACS requires the user to define additional IMD-related variables, such as the port number and whether the simulation should wait for a client connection before starting, on the command line at runtime:

```

#!/bin/bash
gmx grompp -f input.mdp -c conf.gro -p topol.top -o
↳ run.tpr
gmx mdrun -v -deffnm run -imdport 8888 -imdwait

```

2. LAMMPS

Below is an example LAMMPS input file snippet to enable IMDv3 functionality:

```

1 fix imdv3 all imd 8888 nowait off trate 100 version
↳ 3 time yes box yes coordinates yes
↳ velocities yes forces yes unwrap yes

```

LAMMPS can then be run as usual using the modified input file.

TABLE I: IMDv3 configuration settings across GROMACS, LAMMPS, and NAMD simulation engines.

IMD functionality	Simulation-specific setting		
	GROMACS	LAMMPS	NAMD
Input filename	*.mdp	*.in	*.namd
Enable IMD	IMD-group	fix imd	IMDon
Network port	-imdport [†]	port	IMDport
Protocol version	IMD-version	version	IMDversion
Wait for initial client connection	-imdwait [†]	nowait	IMDwait
Data transfer rate	IMD-nst	trate	IMDfreq
Atom group selection	IMD-group	ID group-ID	Not supported
Stream simulation time	IMD-time	time	IMDsendTime
Stream energy data	IMD-energies	Not supported	IMDsendEnergies
Stream box dimensions	IMD-box	box	IMDsendBoxDimensions
Stream atomic positions	IMD-coords	coordinates	IMDsendPositions
Stream atomic velocities	IMD-vels	velocities	IMDsendVelocities
Stream atomic forces	IMD-forces	forces	IMDsendForces
Wrap/Unwrap across periodic boundaries	IMD-unwrap	unwrap	IMDwrapPositions

[†] Command-line flags specified at runtime, not in input file.

3. NAMD

Example (`*.namd`) input file snippet, to enable IMDv3 functionality in NAMD:

```

1  IMDon                yes
2  IMDport              8888
3  IMDwait              on
4  IMDfreq              100
5  IMDversion           3
6  IMDsendTime         yes
7  IMDsendEnergies     yes
8  IMDsendBoxDimensions yes
9  IMDsendPositions    yes
10 IMDsendVelocities   yes
11 IMDsendForces       yes
12 IMDwrapPositions    no

```

Then, NAMD can be run as usual.

B. IMDv3 based receivers

Our new `imdclient` provides a pure Python reference implementation for an IMDv3 receiver. Further, we used it to add the ability to accept IMDv3 streams instead of ordinary file-based trajectories to the `MDAnalysis` Python package [38], thus enhancing `MDAnalysis`'s capabilities to seamlessly work with remote or cloud-based data sources [46].

1. `imdclient`: a Python package for IMDv3 data processing

The `imdclient` package reads incoming streaming data following the IMDv3 protocol, processing it into an `IMDFrame` object that contains all relevant simulation information, *e.g.*, time, box dimensions, positions, velocities, forces, *etc.*. The user is then free to use this object for further analysis. To avoid data loss and improve data transfer speeds between the client and the simulation engine, the package uses an application-level buffer to temporarily store simulation data information before processing them (Fig. 2). This fixed-memory buffer has been implemented in the form of 2 array queues. An empty queue contains memory elements that can store incoming data. As data is received and stored in the buffer elements, they move to the full queue. This efficient implementation allows us to avoid dynamic memory allocation and have a FIFO (first-in first-out) fixed memory buffer. If the buffer approaches its capacity ($> 75\%$), for example, because the data is not processed (and removed from the buffer) quickly enough, `imdclient` sends a `pause` packet to the simulation engine that temporarily pauses the simulation. Once the buffer is sufficiently emptied ($< 50\%$), `imdclient` sends a `resume` packet prompting the MD engine to resume the simulation. This implementation uses a multithreaded architecture to efficiently execute this functionality. Sec. S3B in Supplementary Information provides further details.

Below, we provide a simple usage example where `imdclient` is used to connect to a running simulation

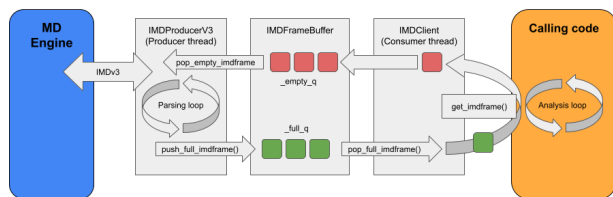


FIG. 2: **Data processing workflow for imdclient:**

Streaming data is received by `imdclient` via the TCP/IP interface and stored temporarily in an application-level buffer. This buffer is a fixed chunk of storage in the system’s memory that operates as a FIFO (first-in-first-out) data structure implemented via 2 queues – an empty queue which can store incoming data and a full queue which already has data that is ready to be processed. As the calling code requests newer frames, `imdclient` makes them available in the form of a Python dictionary from this full queue. See Sec. S3 B for more details.

engine at port number 8888 to receive and process information from simulation frames.

```

1 from imdclient.utils import parse_host_port
2 from imdclient.IMDClient import IMDClient
3
4 # Simulation running on port number 8888
5 host, port = parse_host_port("imd://localhost:8888")
6
7 # Connect to the simulation. n_atoms is needed
8 # (e.g. extract from simulation input files).
9 # Explicit buffer size 100 MB (default 10 MB).
10 imdclient = IMDClient(host, port, n_atoms=n_atoms,
11                       ↪ buffer_size=100*1024*1024)
12
13 while True:
14     try:
15         imd_frame = imdclient.get_imdframe()
16     except EOFError:
17         break
18     else:
19         # Data available for further analysis in
20         ↪ imd_frame
21         print(imd_frame.time, imd_frame.energies,
22             ↪ imd_frame.box, imd_frame.positions,
23             ↪ imd_frame.velocities, imd_frame.forces)

```

The above example uses `imdclient` to establish a connection with a running simulation engine and receive/process data from it. The code then enters a loop to continuously access frames of data from the application-level buffer, making them accessible as a simple data structure. In practice, the user can write their custom routine that imports this data into other data structures of preference and perform on-the-fly analysis on it.

Further, the client package also provides the user with the option to toggle the simulation’s waiting behavior at the beginning of an IMDv3 session using the `continue_after_disconnect` argument while defining the `IMDClient` object. This dictates whether the simulation waits for new connection or continues running when an existing IMD connection is detached. Currently, `imdclient` doesn’t support the ability to send forces to the simulation engine. Full implementation details of the client package’s features can be found in Sec. S3 B in the Supplementary Information.

There are some inherent characteristics to the way data streams work and are handled by the `imdclient` package. Since data in the application-level buffer is automatically discarded after being processed by the client it can only be accessed in a sequential or forward-only manner. Unless data read from the stream is explicitly stored elsewhere (by the user), one cannot randomly jump to arbitrary frames in the stream or access previous frames. Thus, data in the stream is single-use and restart or rewind operations are not possible. Finally, the data in the stream is processed on-the-fly, and thus the total length of the data stream is unknown as the simulation runs. These properties are implied by the nature of data streams and any packages that use `imdclient` to stream simulation data thus inherit them. If information from previous simulation frames is needed for the analysis, e.g., reference or lag-time separated states for time correlation functions, corresponding data structures (e.g., a ring buffer to store information on a specific number of past frames) and code to retain parts of the data stream need to be defined by the user.

2. IMDv3-enabled MDAnalysis

The most evident use-case for IMDv3 streamed data is data analysis. To facilitate this application in a seamless manner, we implemented a corresponding `Reader` class within `MDAnalysis` [38], a popular Python package to read and analyze simulation data. The `IMDReader` class enables the user to use `MDAnalysis`’s API to load and process IMDv3 streamed data using its port address just as one would for a data file on disk. `MDAnalysis` uses the `imdclient` package to process incoming streaming data and transfers per-frame information into its internal `Timestep` data structures, ultimately making the streamed data accessible via its `Universe` object.

As an example we show how to use `MDAnalysis` to connect to a running simulation engine and calculate the end-to-end distance of a protein in the simulation for each time step in the simulation:

```

1 import MDAnalysis as mda
2 from MDAnalysis.lib.distances import calc_bonds #
3     ↪ for PBC-aware distance calculations
4
5 # Simulation running on port number 8888
6 # "topol.tpr" is the topology file for the system

```

```

6 u = mda.Universe("topol.tpr",
7                   "imd://localhost:8888")
8 protein = u.select_atoms("protein")
9 for ts in u.trajectory:
10     # Data available for analysis at each time step:
11     # ts.time, ts.data["dt"], ts.data["step"],
12     ↪ ts.data["energy_type"],
13     # ts.dimensions
14     # u.atoms.positions, u.atoms.velocities,
15     ↪ u.atoms.forces
16
17     # Using MDAnalysis methods for analysis:
18     # Example distance calculation between
19     ↪ protein's first and last atom
20     distance = calc_bonds(protein[0].position,
21     ↪ protein[-1].position, box=u.dimensions)
22     print(f"Frame {ts.frame:4d} | Step:
23     ↪ {ts.data['step']:4d} | Time: {ts.time:8.2f}
24     ↪ ps | Distance: {distance:.2f} A")

```

Notably, the only indication that this code is processing a stream is the use of the URL-like string "imd://localhost:8888" as the "trajectory" filename for the `Universe`. The same code could be used to read a trajectory file from disk with only the line `u = mda.Universe("topol.tpr", "trajectory.xtc")` changed. Thus, the new streaming functionality extends the existing API seamlessly. Our implementation of the `IMDReader` class within `MDAnalysis` allows the user to treat a data stream just like a trajectory file on disk.

However, some of the technical limitations of streamed data directly impose limitations on functionality in `MDAnalysis`. Certain operations supported by other `Reader` classes, *e.g.*, slicing of a trajectory, random frame access, or global operations such as extracting data from all frames at once, are not supported by `IMDReader`. Some analysis classes within the `MDAnalysis.analysis` subpackage require repeated or random access to frame data and are therefore currently not compatible with streamed trajectories. The current implementation of `IMDReader` cannot be used with parallel implementations that would generate copies of the reader because only a single data stream is supported. Lastly, writing data streams to a socket connection is currently not supported in `imdclient` and therefore no `Writer` is available in `MDAnalysis`.

C. Benchmarking IMDv3 streaming

The use of IMD-streaming negates the need to store large data files when needing to access simulation data frequently. However, just like file I/O, it would be useful to investigate if and how the use of streaming slows down the simulation engine and under what streaming conditions, it provides a performance advantage over file I/O.

We used a simulation of hen egg-white Lysozyme (HEWL) in water consisting of $\sim 30,000$ atoms as a test system for GROMACS and NAMD. For LAMMPS, we

utilized a system of bead-spring polymers with finite extensible nonlinear elastic bonds containing 32,000 beads. For each simulation engine, we analyzed the simulation performance (simulated time per wall-clock time) in different scenarios as discussed below.

Before comparing the performance of streaming and file I/O, we aim to figure out optimal computational settings for running the test system (with streaming and file I/O turned off), given a fixed set of computational resources, *i.e.*, one node with one A100 GPU and 48 (2x AMD EPYC 7413 Zen3) cores (CPUs). All benchmarking simulations were run on Arizona State University's SOL supercomputer [47]. Further, we verify that introducing our IMDv3 implementation has no impact on the performance of the unmodified simulation engine. The particular versions of GROMACS, LAMMPS and NAMD used for our benchmarking tests are discussed in Sec. II E with links available in Tab. S6. Benchmarking data, related analysis and plotting functions are available on GitHub (see Tab. S6) and archived on Zenodo [48].

1. GROMACS

We consider versions of GROMACS pre and post-IMDv3 modifications, which we call the 'vanilla' and 'imd3' versions. Running simulations with these two versions, varying the number of cores used, over a combination of thread-MPI tasks and OpenMP threads, tells us two important things. Evidently, under the same conditions the IMDv3-modified version of GROMACS consistently reaches the same performance as the unmodified version of GROMACS, indicating that the IMDv3 related code changes do not affect the performance of a GROMACS simulation. Second, it gives us an optimum performance around 24 cores using a single thread-MPI task and 24 OpenMP threads (see Fig. S1 in Supplementary Information). This optimum performance serves as a reference for all our GROMACS benchmarks, as shown in Fig. S1.

We compare and contrast IMDv3 streaming with file I/O, under different run settings. Particularly, we use the streaming interval (n_s), *i.e.*, `trate` or file I/O interval (n_{IO}) as our parameter of interest to vary run conditions. We consider two sets of streaming/output data types - one with just positions (\mathbf{x}), and another with positions, velocities and forces (\mathbf{xvf}). For the former, we separately tested file I/O for writing positions to a compressed binary `*.xtc` file and a full precision `*.trr` file. For positions, velocities, and forces (not supported by `*.xtc` files), we tested file I/O only for the `*.trr` format. File I/O is compared to streaming while streamed data is processed by `imdclient` without any analysis or output.

Results from our benchmarking efforts reveal the advantages that IMD streaming offers over traditional file I/O. We demonstrate that MD performance depends significantly on the file I/O interval. Writing or outputting

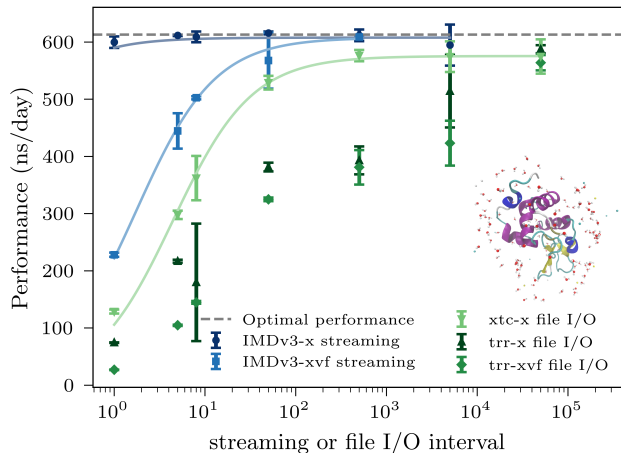


FIG. 3: Streaming is $> 5\times$ faster than file I/O in GROMACS: We compare various streaming- and file I/O based scenarios in GROMACS. For conventional data writing to files, we run 3 different scenarios viz. writing positions to a TRR (trr-x) or an XTC file (xtc-x) and writing positions-velocities-forces to a TRR file (trr-xvf). These are compared with streaming the same set of data (IMDv3-x and IMDv3-xvf) over to a receiver that simply processes and loops through incoming frames. Streaming provides a significant advantage which is most pronounced at lowest streaming/file I/O frequencies. The gray dashed line at the top provides the optimal baseline performance achieved without any file I/O or streaming (see Fig. S1). The curves shown here are achieved by fitting the entire GROMACS data set to the model described in Eq. 3. The model successfully captures the behavior observed for both streaming and the xtc file I/O scenario. We don't show curves for the TRR cases, as the fits fail to model the eventual plateauing observed at high file I/O intervals.

files every time step or every few time steps significantly hampers the simulation performance for GROMACS – slowing it down by ~ 6 times compared to the baseline performance without file I/O. Simulation performance improves when data is written to an output file less frequently with an approximately log-linear relationship of performance and file I/O interval. Using a compressed binary *.xtc format, as opposed to a simple binary format like *.trr for file I/O, improves performance slightly (by about 2 times) and reaches the optimal performance of ~ 600 ns/day at shorter output intervals.

Streaming, on the other hand, is significantly faster – streaming just positions (IMDv3-x) is seemingly agnostic of the streaming interval and we observe a consistent simulation performance of ~ 600 ns/day even when streaming coordinates (IMDv3-x) at every simulation step (streaming interval = 1). When velocities, and forces are also streamed (IMDv3-xvf), we see a similar trend as with file I/O – performance improves with increasing

data transfer interval before plateauing – but continues to be faster than any of the file I/O scenarios. This provides clear evidence for the performance advantages of data streaming with IMDv3 compared to file I/O.

At the same time, we note that even IMDv3-xvf streaming at every simulation step only rarely triggers pause messages ($\sim 1-2$ throughout the simulation) from `imdclient`. For a bottleneck in receiving or processing data with `imdclient`, we would expect frequent pause-resume messages. Their absence indicates that the observed slowdown is caused by a bottleneck in the simulation engine, *e.g.*, due to gathering data from parallel processes for output or the engine failing to send data fast enough via the TCP/IP socket. We further note that the asymptotic $1/\text{interval}$ trend in computational performance observed for the IMDv3-xvf case, can be explained using a simple modular model. By examining the software codebase for GROMACS, we develop a model that accounts for the average time taken by the simulation engine to compute a time step (t_{MD}), and the time to then stream data generated at that time step ($t_s^{(\alpha)}$). The latter would vary across simulation runs depending on the amount/type of data being streamed, with α denoting the various scenarios of streaming considered for, *e.g.*, $t_s^{(x)}$ when streaming just positions and $t_s^{(\text{xvf})}$ when streaming positions, velocities and forces. The total wall-clock time for the simulation can then be understood as a combination of simulation and streaming times. For various data streaming intervals, $t_s^{(\alpha)}$ only contributes every n_s steps, while t_{MD} contributes to every time step. In addition, we note that at each time step the IMD module/implementation in the simulation engine checks for incoming message packets from the client, resulting in a constant per step cost ($t_s^{(0)}$). All of these factors can be put together to yield the following expression for the total computational time for simulation running for N_{steps} timesteps.

$$t_{\text{comp}} = N_{\text{steps}} \times (t_{\text{MD}} + t_s^{(\alpha)}/n_s + t_s^{(0)}). \quad (1)$$

This can then be converted into simulation performance

$$p = \frac{t_{\text{sim}}}{t_{\text{comp}}} = \frac{N_{\text{steps}} \times \Delta t}{t_{\text{comp}}} = \frac{\Delta t}{t_{\text{MD}} + \frac{t_s^{(\alpha)}}{n_s} + t_s^{(0)}} \quad (2)$$

as the ratio of simulation and computational time where Δt is the simulation time step. We further note that file I/O simulations also show a similar asymptotic-like trend. Thus, we generalize our above model to account for various file I/O and streaming scenarios through a global model

$$p = \frac{\Delta t}{t_{\text{MD}} + [\text{IMDon}] \left([n_s] \frac{t_s^{(\alpha)}}{n_s} + t_s^{(0)} \right) + [n_{\text{IO}}] \left(\frac{t_{\text{IO}}^{(\alpha,\beta)}}{n_{\text{IO}}} + t_{\text{IO}}^{(\alpha,\beta,0)} \right)} \quad (3)$$

where `[IMDon]`, `[ns]` and `[nIO]` are indicator functions that take the value of 1 when IMD streaming is turned on or

streaming/file I/O interval is > 0 , respectively, and 0 otherwise. The respective streaming and file I/O times denoted by $t_s^{(\alpha)}$ and $t_{IO}^{(\alpha,\beta)}$ vary based on the type and amount of information being streamed/output. Specifically, α captures the type of data being streamed/output *i.e.*, $\alpha \in \{x, xvf\}$ and β represents the output format for file I/O with $\beta \in \{xtc, trr\}$. While the constant streaming cost $t_s^{(0)}$ is treated the same across all streaming scenarios, the file I/O constant cost $t_{IO}^{(\alpha,\beta,0)}$ is treated as separate values for each different file I/O scenario.

The expression for simulation performance Eq. 3 (defined in, for example, ns/day), allows us to fit for t_{MD} , $t_s^{(x)}$, $t_s^{(xvf)}$ using the performance values from our reference baseline and various scenarios at distinct streaming intervals. One can then describe the expected benchmark performance for any data streaming intervals, using the expression $\Delta t / (t_{MD} + t_s^{(\alpha)} / n_s + t_s^{(0)})$, as shown in Fig. 3. Apart from describing our benchmark results, these fits also reveal that the time taken by the simulation engine to stream data for the IMDv3-x and IMDv3-xvf cases are dramatically different with $t_s^{(x)} \ll t_s^{(xvf)}, t_{MD}$. For file I/O, while the model captures the scenario of writing positions to a XTC file well, it fails to do so for TRR files. We suspect the role of other codebase functions which run in parallel and break up the serial modularity assumptions of our model.

2. LAMMPS & NAMD

We perform similar benchmarks for LAMMPS and NAMD - comparing performance when using streaming with file I/O. For NAMD, we use the same biomolecular system as described for GROMACS. However, for LAMMPS, we choose a system that more closely resembles typical use cases in the corresponding community. Here, we use a simple FENE-bonded polymer system with 320 polymers with 100 monomers each, which results in approximately the same number of particles as the system used for GROMACS and NAMD.

The results are consistent with the general trend observed previously with GROMACS. However, for both LAMMPS and NAMD, we see a slowdown in performance when streaming at frequent intervals as compared to the optimal baseline. While this slowdown is significant, it continues to offer a significant speed advantage over file I/O, with a $> 10\times$ performance increase for small streaming intervals. Further, as with GROMACS, we see that both data transfer schemes converge and plateau at higher data transmission/output frequencies. For NAMD, we again see a slowdown when streaming at frequent intervals as compared to its optimal baseline. However, streaming maintains a performance advantage with a speedup that is less dramatic but noticeable, with a ~ 1.5 -fold increase in simulation performance when file I/O at every simulation time step is replaced by data streaming with `imdclient`.

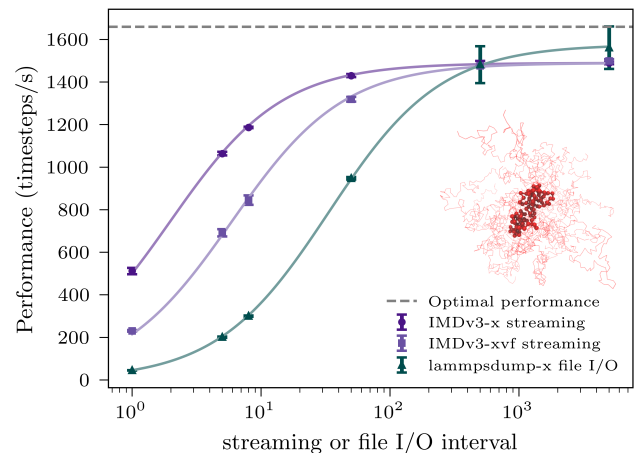


FIG. 4: Streaming is $> 10\times$ faster than file I/O in LAMMPS: Comparing various streaming and file I/O scenarios in LAMMPS, as we did for GROMACS, give us interesting insights into the LAMMPS streaming implementation. For file I/O in LAMMPS, we consider writing positions to a LAMMPS dump file (`lammpsdump-x`) as the only scenario due to disk space constraints and high runtimes. While streaming in LAMMPS (IMDv3-x) does provide > 10 speed as compared to LAMMPSdump-x at lowest output intervals, the performance stays well below the optimal baseline. Even at the highest streaming intervals considered, streaming shows a constant deviation from the baseline. Meanwhile file I/O, while reaching closer to the optimal baseline, still shows a little deviation, indicating the constant per-step overhead associated with both streaming ($t_s^{(0)}$) and file I/O ($t_{IO}^{(x,lammpsdump,0)}$) for LAMMPS (see Tab. S5 for more details).

For both LAMMPS and NAMD, the global model defined previously in Eq. 3, describes the behaviors well for all streaming and file I/O scenarios considered. Notably, for LAMMPS, the constant per-step cost of streaming information, $t_s^{(0)}$, is significant enough to cause a noticeable slowdown compared to the baseline even at higher streaming intervals. This constant cost, $t_{IO}^{(0)}$ is still present but less significant for file I/O, producing the behavior observed in Fig. 4. For NAMD, the constant per-step for both streaming and file I/O are negligible with streaming having a slightly higher cost, as seen in Fig. 5.

IV. DISCUSSION

The above IMDv3 streaming setup with the IMD-enabled streaming engine and `imdclient`, can be used to tackle many operational and logistical problems in molecular dynamics based research. In particular, streaming

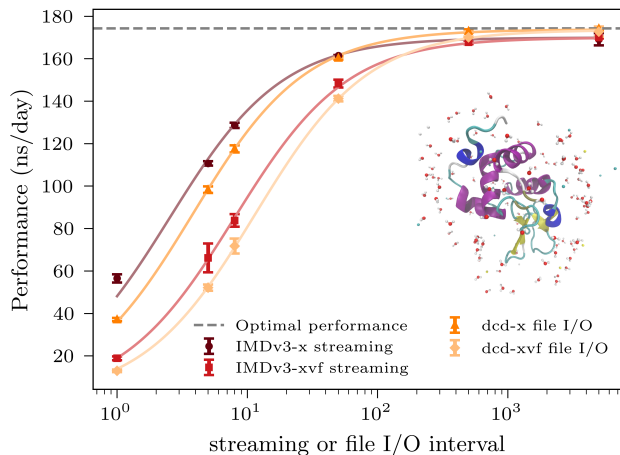


FIG. 5: Streaming is $\sim 1.5\times$ faster than file I/O in NAMD: We perform the same comparison of streaming and file I/O scenarios for NAMD as we did for LAMMPS and GROMACS. Here, file I/O cases considered are – writing positions to a DCD file (dcd-x) and writing positions, velocities and forces to a dcd file (dcd-xvf). Unlike GROMACS, we notice that NAMD provides a slimmer advantage for streaming over file I/O at ~ 1.5 for the lowest streaming/file I/O intervals. This speedup reduces at higher intervals with both scenarios asymptotically trending to the baseline. Similar to LAMMPS, the streaming curves show some deviation here, indicating a larger per-step overhead, $t_s^{(0)}$ in the streaming implementation as compared to file I/O in NAMD (see Tab. S5 for more details).

can be used for applications such as live monitoring of simulations, in-situ or on-the-fly analysis, or adaptive data sampling of simulation data.

In many scientific contexts, it is useful and prudent to monitor the progress of an experiment. The same holds true for computational studies, where monitoring the progress of a simulation provides the potential for feedback control. In one of the most straightforward use cases, live monitoring can help terminate simulations that evolve incorrectly, saving time and computational resources. With IMDv3 streaming enabled, one can connect to any running simulation with an open port and use a client such as `imdcclient` to receive live data on simulation progress. One can disconnect from the simulation at any time and control the resulting behavior of the simulation engine (*e.g.*, keep running in the background) with a specific IMDv3 message type (`wait`). The user can then reconnect again later to check on the progress of the simulation. This allows for a flexible and efficient way to monitor simulations. More importantly, data streaming can be used for on-the-fly data analysis – to calculate properties such as RMSD, RMSF, radial distribution functions, etc. – and visualize them in real-time. Furthermore, given that the user has access to simulation data on-the-

fly, it is straightforward to implement adaptive sampling strategies to process and analyze data at customizable time intervals or for a particular subset of the system. In practice, this could look like sampling the positions of a particular protein residue at logarithmic time intervals to capture its dynamic behavior on timescales spanning several orders of magnitude. In effect, our IMDv3 streaming setup provides a flexible and efficient framework to tackle many challenges in molecular simulations, which opens up new strategies for simulation data analysis.

A. IMDv3 streaming in use

In the following, we present practical usage examples of molecular dynamics simulations with IMDv3 streaming and highlight the benefits of streaming to overcome challenges posed by conventional approaches. We begin with the use of streaming to monitor running simulations – doing so by intermittently connecting to a running simulation and calculating a physical property of interest to drive further decision making. In this example, we use LAMMPS and calculate the end-to-end distance of one of the polymers during a simulation of the system introduced in Sec. III C (see Fig. 6a). The use of IMD streaming here enables the user to monitor the simulation directly without having to write simulation data to a file and then perform analysis on it. This is particularly useful when performing equilibration runs (for large system sizes) and data production or storage is not needed. This can help the user decide whether the simulation is doing what it is supposed to do or whether it needs to be terminated. Further, as can be seen from the $t_s^{(0)}$ values in Sec. S4, there is a very low to negligible speed penalty associated with running a simulation in the background with IMD turned on. This makes IMDv3-streaming an efficient monitoring tool for various MD simulation scenarios.

Next, we show an analysis example that requires access to simulation data from previous simulation time steps. To implement this, we store simulation data for a pre-determined number of simulation time steps in a ring buffer, which allows us to compute, *e.g.*, time correlation functions with a corresponding maximum delay time (here: 1 ps). As new data is received, the oldest simulation data are overwritten, thus only a fixed number of simulation data points are stored at any given time. In Fig. 6b, we simulate a system of ~ 1400 water molecules at 300 K and 1 bar in GROMACS, and calculate the translational velocity autocorrelation (VACF) over a fixed delay time window. This VACF is recalculated and averaged continuously once the ring buffer has a full record over the past ps of simulation time. We perform the analysis for a single randomly selected water molecule in the system and observe how its time-averaged VACF converges with increasing simulation time to the overall ensemble average for the system (shown as reference in Fig. 6b).

Finally, we present a classic example of the usefulness of IMD streaming, where it facilitates the ability to track rare events in MD simulations. Fig. 6d shows a snapshot of a NAMD simulation that models ion transport through a membrane pore (more details can be found in Sec. S4E3). The ion current through this membrane is calculated by accessing live simulation data at high frequencies from an IMDv3 stream. As shown in Fig. 6c(inset), an analysis of the simulation trajectory at lower frequencies (longer time intervals) does not detect high frequency changes in the instantaneous current. More importantly, for longer time intervals, ambiguities arise between transport events through the membrane pore and diffusion events through the aqueous solvent across periodic boundaries of the simulation box. The use of IMDv3 streaming allows us to track such events at a high time resolution (Fig. 6c), allowing the user to unambiguously identify transport events.

The scripts to run the simulation and client/analysis routines for the above applications, have been compiled in a GitHub repository (see Tab. S6) and archived on Zenodo [49] for future reference.

V. CONCLUSION

In this study, we implemented a modified version of Interactive Molecular Dynamics *i.e.* IMDv3, that provides access to live simulation data and enables monitoring and *in-situ* analysis of simulation properties. In particular, our implementation expands the information that a simulation engine can transfer as a stream and allows the user to configure which information should be included. Specifically, the user can specify any combination of atomic positions, velocities, and forces, periodic box dimensions, and energies. This information can be transmitted via the stream at a user-defined interval measured in simulation time steps (*i.e.*, transmission rate). We have made this implementation available in GRO-MACS, LAMMPS and NAMD. To receive data streams in the IMDv3 format from these modified simulation engines, we have implemented the `imdcclient` Python package, which presents the data time-frame by time-frame as Python data structures. Further, we have integrated a new reader class in `MDAnalysis` that reads and loads data provided by `imdcclient` into `MDAnalysis` data structures, in a manner analogous to data input from a trajectory file. This enables the direct use of many built-in analysis methods available in `MDAnalysis`, to process the streamed simulation data. Likewise, the new `MDAnalysis` reader class provides easy access to the streamed simulation data for any custom-built analysis.

We built our IMDv3 implementation directly on IMDv2, which has already been available in many simulation engines, and included code to send positions and energies to a client (*i.e.*, VMD) alongside the option to receive forces from the client. Our modified version of the code allows the user to switch between IMD versions,

thus providing full backward compatibility with IMDv2. In addition to customizing the information that is being sent from the simulation engine to the client time-frame by time-frame (see above), our new protocol includes additional switches, *e.g.*, whether molecular coordinates are unwrapped (molecules are whole, *i.e.*, no covalent bonds are longer than half the box size but atoms can be located outside the periodic box) or wrapped (all atoms are within the boundaries of the periodic box, but covalent bonds may include 'jumps' across periodic boundaries). On the receiver's end, our client implementation (`imdcclient`), processes the data stream efficiently by housing the data temporarily in an internal buffer and using `pause` and `resume` commands to avoid any data loss. Further, the modified protocol gives our client, `imdcclient`, the ability to toggle the simulation's behavior to continue running or wait for a new connection when an existing IMD connection is severed.

The above-described characteristics and features of the IMDv3 protocol and implementation provide a flexible and robust framework for live-streaming of simulation data that has many potential use cases. The most obvious and generic use case would be to monitor live simulations by accessing critical simulation data and computing relevant order parameters. This could inform the user on the status of a specific simulation – allowing decisions on whether to continue or terminate a specific simulation. The setting of `wait` option in IMDv3 allows the user to do this intermittently by allowing the simulation to continue to run after a client connection is severed. In this case, the user can access live-simulation data at convenient intervals, essentially monitoring the simulation akin to an experiment. Furthermore, molecular dynamics simulations produce data on timescales that span many orders of magnitude. Information on fast fluctuations is often lost in long simulations because writing trajectory files at short time intervals both decreases simulation performance and drastically increases mass storage requirements. With IMDv3, fast fluctuations can be analyzed *in-situ* without needing to write high time resolution trajectory data to output files for post-hoc processing. Instead, trajectory output can be limited to low time resolution information, which reports on slow processes. Our integration of `imdcclient` within `MDAnalysis` provides easy access to numerous built-in analysis tools that are easily extendable with user-defined code. In addition, it is straightforward to implement custom sampling strategies across various length scales and time scales, without having to run multiple copies of the simulation. Using the trajectory writer functions in `MDAnalysis`, the user can easily customize the trajectory output from a molecular dynamics simulation and include processing steps such as selecting a subsystem (*e.g.*, a protein without its solvent), applying rotational alignment transformations, *etc.*. It is also straightforward to sample system properties on logarithmic timescales or to generate custom output files for relevant system properties for record keeping using `MDAnalysis Writer` functions.

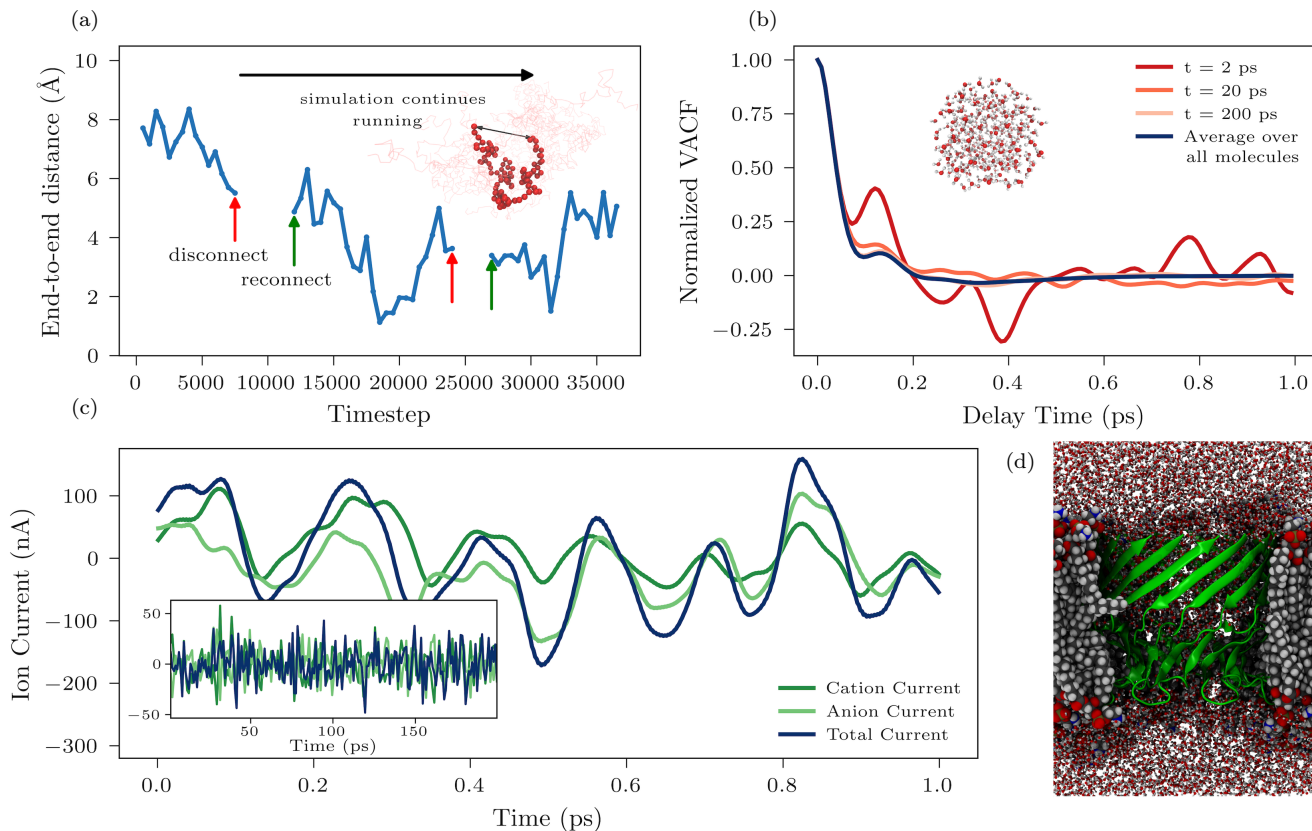


FIG. 6: Example applications of IMDv3 streaming: (a) Intermittent monitoring of a live, running simulation using fully customizable quantities of interest, *e.g.*, here by calculating the end-to-end distance of a simulated polymer. The inset graphic shows the polymer simulation with one polymer selected for monitoring/analysis. (b) Live monitoring of the convergence of a single-molecule velocity autocorrelation function (VACF) at different simulation times. The average VACF for the entire system at the end of the simulation ($t = 220ps$). (c) Monitoring of instantaneous ion currents through a membrane pore calculated by sampling ion positions at short time intervals (every time step) and longer time intervals (every 500 timesteps) (inset). (d) Graphical rendering of the membrane pore simulated in (c).

Overall, our IMDv3 implementation provides a framework that can transform data handling practices in molecular dynamics simulations. The ability to easily monitor simulations with user-defined parameters, to analyze fast fluctuations and dynamics without requiring large trajectory files, and to customize simulation output, greatly increases the flexibility of molecular simulation protocols. By building on the pre-existing IMDv2 framework, we were able to implement the IMDv3 protocol in multiple simulation engines and expect similar implementations to be straightforward elsewhere. A limitation of IMDv3 is the lack of support for communicating information back to the simulation engine, which would allow the user to modify simulation parameters *in-situ* based on the intermediate analysis of live-simulation data. (Note: when IMDv2 is selected as the communication protocol during setup, external force communication to the MD engine remains fully supported). We hope to address some of these challenges in future versions of our protocol, which would further enhance the capabilities

of interactive molecular dynamics. The inherent flexibility of IMD implementations in various simulation engines, alongside the modular nature of our client package (`imdclient`), makes such developments feasible.

ACKNOWLEDGMENTS

This work is supported by the National Science Foundation (grant number OAC-2311372). The authors acknowledge Research Computing at Arizona State University for providing high performance computing resources that have contributed to the research results reported within this work.

- [1] E. R. Lindahl, *Molecular modeling of proteins* (Springer, 2008) pp. 3–23.
- [2] S. A. Hollingsworth and R. O. Dror, *Molecular Dynamics Simulation for All*, *Neuron* **99**, 1129 (2018).
- [3] D. Frenkel and B. Smit, *Understanding molecular simulation: from algorithms to applications* (Elsevier, 2023).
- [4] A. Warshel, Molecular dynamics simulations of biological reactions, *Accounts of Chemical Research* **35**, 385 (2002).
- [5] S. A. Adcock and J. A. McCammon, Molecular dynamics: survey of methods for simulating the activity of proteins, *Chemical Reviews* **106**, 1589 (2006).
- [6] D. J. Huggins, P. C. Biggin, M. A. Dämgen, J. W. Essex, S. A. Harris, R. H. Henchman, S. Khalid, A. Kuzmanic, C. A. Laughton, J. Michel, *et al.*, Biomolecular simulations: From dynamics and mechanisms to computational assays of biological activity, *Wiley Interdisciplinary Reviews: Computational Molecular Science* **9**, e1393 (2019).
- [7] S. Axelrod, D. Schwalbe-Koda, S. Mohapatra, J. Damewood, K. P. Greenman, and R. Gómez-Bombarelli, Learning matter: Materials design with machine learning and atomistic simulations, *Accounts of Materials Research* **3**, 343 (2022).
- [8] E. Maginn and J. Elliott, Historical perspective and current outlook for molecular dynamics as a chemical engineering tool, *Industrial & Engineering Chemistry Research* **49**, 3059 (2010).
- [9] T. Karmakar, A. R. Finney, M. Salvalaglio, A. O. Yazaydin, and C. Perego, Non-equilibrium modeling of concentration-driven processes with constant chemical potential molecular dynamics simulations, *Accounts of Chemical Research* **56**, 1156 (2023).
- [10] K. Henzler-Wildman and D. Kern, Dynamic personalities of proteins, *Nature* **450**, 964 (2007).
- [11] G. R. Bowman, Accurately modeling nanosecond protein dynamics requires at least microseconds of simulation, *Journal of Computational Chemistry* **37**, 558 (2016).
- [12] D. E. Shaw, P. J. Adams, A. Azaria, J. A. Bank, B. Batson, A. Bell, M. Bergdorf, J. Bhatt, J. A. Butts, T. Correia, *et al.*, Anton 3: Twenty microseconds of molecular dynamics simulation before lunch, in *Proceedings of the International Conference for High Performance Computing, Networking, Storage and Analysis* (2021) pp. 1–11.
- [13] M. Heyden, Heterogeneity of water structure and dynamics at the protein-water interface, *Journal of Chemical Physics* **150**, 094701 (2019).
- [14] I. Foster, M. Ainsworth, B. Allen, J. Bessac, F. Cappello, J. Y. Choi, E. Constantinescu, P. E. Davis, S. Di, W. Di, H. Guo, S. Klasky, K. K. Van Dam, T. Kurc, Q. Liu, A. Malik, K. Mehta, K. Mueller, T. Munson, G. Ostouchov, M. Parashar, T. Peterka, L. Pouchard, D. Tao, O. Tugluk, S. Wild, M. Wolf, J. M. Wozniak, W. Xu, and S. Yoo, Computing Just What You Need: Online Data Analysis and Reduction at Extreme Scales, in *Euro-Par 2017: Parallel Processing*, edited by F. F. Rivera, T. F. Pena, and J. C. Cabaleiro (Springer International Publishing, Cham, 2017) pp. 3–19.
- [15] O. Beckstein, G. Fox, and S. Jha, Convergence of data generation and analysis in the biomolecular simulation community, in *Online Resource for Big Data and Extreme-Scale Computing Workshop* (2018) p. 4.
- [16] M. Heyden and M. Havenith, Combining thz spectroscopy and md simulations to study protein-hydration coupling, *Methods* **52**, 74 (2010).
- [17] M. Heyden, J. Sun, S. Funkner, G. Mathias, H. Forbert, M. Havenith, and D. Marx, Dissecting the THz spectrum of liquid water from first principles via correlations in time and space, *Proceedings of the National Academy of Sciences* **107**, 12068 (2010).
- [18] M. A. Sauer and M. Heyden, Frequency-Selective Anharmonic Mode Analysis of Thermally Excited Vibrations in Proteins, *Journal of Chemical Theory and Computation* **19**, 5481 (2023).
- [19] R. A. X. Persson, V. Pattni, A. Singh, S. M. Kast, and M. Heyden, Signatures of solvation thermodynamics in spectra of intermolecular vibrations, *Journal of Chemical Theory and Computation* **13**, 4467 (2017).
- [20] O. Beckstein and M. S. P. Sansom, Liquid–vapor oscillations of water in hydrophobic nanopores, *Proceedings of the National Academy of Sciences* **100**, 7063 (2003).
- [21] O. Beckstein and M. S. P. Sansom, The influence of geometry, surface character, and flexibility on the permeation of ions and water through biological pores, *Physical Biology* **1**, 42 (2004).
- [22] J. D. Russo, S. Zhang, J. M. G. Leung, A. T. Bogetti, J. P. Thompson, A. J. DeGrave, P. A. Torrillo, A. J. Pratt, K. F. Wong, J. Xia, J. Copperman, J. L. Adelman, M. C. Zwier, D. N. LeBard, D. M. Zuckerman, and L. T. Chong, WESTPA 2.0: High-Performance Upgrades for Weighted Ensemble Simulations and Analysis of Longer-Timescale Applications, *Journal of Chemical Theory and Computation* **18**, 638 (2022).
- [23] S. D. Schwartz and V. L. Schramm, Enzymatic transition states and dynamic motion in barrier crossing, *Nature Chemical Biology* **5**, 551 (2009).
- [24] J. C. Bennett, H. Abbasi, P.-T. Bremer, R. Grout, A. Gyulassy, T. Jin, S. Klasky, H. Kolla, M. Parashar, V. Pascucci, P. Pebay, D. Thompson, H. Yu, F. Zhang, and J. Chen, Combining In-Situ and in-Transit Processing to Enable Extreme-Scale Scientific Analysis, in *Proceedings of the International Conference on High Performance Computing, Networking, Storage and Analysis*, SC '12 (IEEE Computer Society Press, Washington, DC, USA, 2012).
- [25] S. Lakshminarasimhan, D. A. Boyuka, S. V. Pendse, X. Zou, J. Jenkins, V. Vishwanath, M. E. Papka, and N. F. Samatova, Scalable in situ scientific data encoding for analytical query processing, in *Proceedings of the 22nd international symposium on High-performance parallel and distributed computing*, HPDC '13 (Association for Computing Machinery, New York, NY, USA, 2013) pp. 1–12.
- [26] J. E. Stone, J. Gullingsrud, and K. Schulten, A system for interactive molecular dynamics simulation, in *Proceedings of the 2001 symposium on Interactive 3D graphics*, I3D '01 (Association for Computing Machinery, New York, NY, USA, 2001) pp. 191–194.
- [27] M. Kampfrath, R. Staritzbichler, G. P. Hernández, A. S. Rose, J. K. S. Tiemann, G. Scheuermann, D. Wiegreffe, and P. W. Hildebrand, MDsrv: visual sharing and analysis of molecular dynamics simulations, *Nucleic Acids Research* **50**, W483 (2022).
- [28] M. Dreher and B. Raffin, A Flexible Framework for

- Asynchronous in Situ and in Transit Analytics for Scientific Simulations, in *2014 14th IEEE/ACM International Symposium on Cluster, Cloud and Grid Computing* (Chicago, IL, USA, 2014) pp. 277–286.
- [29] T. Johnston, B. Zhang, A. Liwo, S. Crivelli, and M. Taufer, In situ data analytics and indexing of protein trajectories, *Journal of Computational Chemistry* **38**, 1419 (2017).
- [30] P. Malakar, C. Knight, T. Munson, V. Vishwanath, and M. E. Papka, Scalable In situ Analysis of Molecular Dynamics Simulations, in *ISAV'17 Proceedings of the In Situ Infrastructures on Enabling Extreme-Scale Analysis and Visualization* (Denver, CO, USA, 2017) pp. 1–6.
- [31] H. C. Zanúz, B. Raffin, O. A. Mures, and E. J. Padrón, In-transit molecular dynamics analysis with Apache flink, in *Proceedings of the Workshop on In Situ Infrastructures for Enabling Extreme-Scale Analysis and Visualization* (ACM, Dallas Texas USA, 2018) pp. 25–32.
- [32] P. Grayson, J. Gullingsrud, K. Schulten, and J. E. Stone, Interactive Molecular Dynamics Simulation (2013).
- [33] A. Lanrezac, N. Férey, and M. Baaden, Interactive Molecular Dynamics, in *Comprehensive Computational Chemistry* (Elsevier, 2024) pp. 454–474.
- [34] S. Páll, A. Zhmurov, P. Bauer, M. Abraham, M. Lundborg, A. Gray, B. Hess, and E. Lindahl, Heterogeneous parallelization and acceleration of molecular dynamics simulations in GROMACS, *Journal of Chemical Physics* **153**, 134110 (2020).
- [35] J. C. Phillips, D. J. Hardy, J. D. C. Maia, J. E. Stone, J. V. Ribeiro, R. C. Bernardi, R. Buch, G. Fiorin, J. Héning, W. Jiang, R. McGreevy, M. C. R. Melo, B. K. Radak, R. D. Skeel, A. Singharoy, Y. Wang, B. Roux, A. Aksimentiev, Z. Luthey-Schulten, L. V. Kalé, K. Schulten, C. Chipot, and E. Tajkhorshid, Scalable molecular dynamics on CPU and GPU architectures with NAMD, *Journal of Chemical Physics* **153**, 044130 (2020).
- [36] A. P. Thompson, H. M. Aktulga, R. Berger, D. S. Bolinteanu, W. M. Brown, P. S. Crozier, P. J. in 't Veld, A. Kohlmeyer, S. G. Moore, T. D. Nguyen, R. Shan, M. J. Stevens, J. Tranchida, C. Trott, and S. J. Plimpton, LAMMPS - a flexible simulation tool for particle-based materials modeling at the atomic, meso, and continuum scales, *Computer Physics Communications* **271**, 108171 (2022).
- [37] W. Humphrey, A. Dalke, and K. Schulten, VMD – Visual Molecular Dynamics, *J Molecular Modelling* **14**, 33 (1996).
- [38] R. J. Gowers, M. Linke, J. Barnoud, T. J. E. Reddy, M. N. Melo, S. L. Seyler, D. L. Dotson, J. Domanski, S. Buchoux, I. M. Kenney, and O. Beckstein, MDAnalysis: A Python package for the rapid analysis of molecular dynamics simulations., in *Proceedings of the 15th Python in Science Conference*, edited by S. Benthall and S. Rostrup (Austin, TX, 2016) pp. 102–109.
- [39] L. J. Woods, O. Beckstein, A. Thirumalaiswamy, and M. Heyden, IMDv3 Protocol (2025).
- [40] L. Woods, A. Thirumalaiswamy, H. Cho, H. MacDermott-Opeskin, J. A. Clark, M. Heyden, and O. Beckstein, imdclient (2025).
- [41] R. Gowers, O. Beckstein, M. Linke, I. Alibay, J. Barnoud, T. Reddy, H. MacDermott-Opeskin, R. Meli, L. Wang, U. Bansal, J. Zeman, J. Detlefs, D. L. Dotson, M. N. Melo, M. Bieniek, ayushshane, S. Buchoux, M. Tiberti, N. Michaud-Agrawal, D. Cruz, S. Seyler, denniej0 2, P. Loche, J. Borreguero, Y. Zhuang, T. Yelgoe, N. Pal, Ninad, J. Domański, and Z. Wu, Mdanalysis/mdanalysis: Release 2.10.0 of mdanalysis and mdanalysisistests (2025).
- [42] L. Woods, A. Thirumalaiswamy, H. Cho, O. Beckstein, and M. Heyden, modified version of GROMACS 2024.4 with imdv3 support (2026).
- [43] A. Johansson, E. Weinberg, C. Trott, M. McCarthy, and S. Moore, Lammmps-kokkos: Performance portable molecular dynamics across exascale architectures, in *Proceedings of the SC '25 Workshops of the International Conference for High Performance Computing, Networking, Storage and Analysis, SC Workshops '25* (Association for Computing Machinery, New York, NY, USA, 2025) p. 1217–1232.
- [44] L. Woods, A. Thirumalaiswamy, O. Beckstein, and M. Heyden, modified version of LAMMPS with support for data streaming via imdv3 (2026).
- [45] J. C. Phillips, D. J. Hardy, J. D. C. Maia, J. E. Stone, J. V. Ribeiro, R. C. Bernardi, R. Buch, G. Fiorin, J. Héning, W. Jiang, R. McGreevy, M. C. R. Melo, B. K. Radak, R. D. Skeel, A. Singharoy, Y. Wang, B. Roux, A. Aksimentiev, Z. Luthey-Schulten, L. V. Kalé, K. Schulten, C. Chipot, and E. Tajkhorshid, Scalable molecular dynamics on cpu and gpu architectures with namd, *The Journal of Chemical Physics* **153**, 044130 (2020).
- [46] L. Woods, H. MacDermott-Opeskin, E. Jakupovic, Y. Zhuang, R. J. Gowers, and O. Beckstein, Zarrtraj: A Python package for streaming molecular dynamics trajectories from cloud services, *Journal of Open Source Software* **11**, 7943 (2026).
- [47] D. M. Jennewein, J. Lee, C. Kurtz, W. Dizon, I. Shaeffer, A. Chapman, A. Chiquete, J. Burks, A. Carlson, N. Mason, A. Kobawala, T. Jagadeesan, P. B. Basani, T. Battelle, R. Belshe, D. McCaffrey, M. Brazil, C. Inumella, K. Kuznia, J. Buzinski, D. D. Shah, S. M. Dudley, G. Speyer, and J. Yalim, The sol supercomputer at arizona state university, in *Practice and Experience in Advanced Research Computing 2023: Computing for the Common Good, PEARC '23* (Association for Computing Machinery, New York, NY, USA, 2023) p. 296–301.
- [48] A. Thirumalaiswamy, Heydenlabasu-collab/imdv3-performance-tests: Benchmarking of molecular dynamics simulations with streaming vs. file i/o (2026).
- [49] A. Thirumalaiswamy, Heydenlabasu-collab/imdv3-applications: Example applications of molecular dynamics data streaming with imdv3 (2026).
- [50] W. Eddy, Transmission control protocol (tcp) (2022).
- [51] J. Taylor, *An Introduction to Error Analysis: The Study of Uncertainties in Physical Measurements* (MIT Press, 2022).

Supporting Information: Streaming Molecular Dynamics Simulation Data for On-the-fly Processing and Analysis

S1. TERMS

Below is a list of terms and their definitions as used in the main and SI text.

IMD: Interactive Molecular Dynamics – a mechanism to interact with a running molecular dynamics simulation through live data transfer via a TCP/IP connection with a user-side client application.

TCP/IP: Transmission Control Protocol/Internet Protocol - a suite of rules and protocols used to communicate between computers connected over a network architecture.

Socket: A software endpoint that connects a computer application to the underlying network hardware through the computer’s network interface and allows for receiving and sending data over that network connection.

Port number: The socket uses a numerical identifier called a port number to identify a specific process or application running on a computer that is connected to the network. The complete socket address is defined by the IP address of the computer’s network interface and the port number.

IMD protocol: The original application-level protocol developed by Stone *et al.* [26], that defines the type and format of data exchanged between the simulation engine and client.

IMDv1, IMDv2: Implementations in simulation engines based on the original IMD protocol

IMDv3 protocol: The enhanced protocol described in Sec. IIB, that enables sending additional simulation information.

IMDv3: Implementation of the IMDv3 protocol in the simulation engines. We also use it to refer to the client implementation (`imdclient`) of the IMDv3 protocol.

Simulation engine: The producer of simulation data which listens for a receiver connection and sends it simulation data.

Producer: Producer of data - typically refers to the simulation engine in the context of IMD.

Client: The receiver of simulation data, connects to listening simulation engine and receives simulation data through a socket.

Receiver: Receiver of data - typically refers to the client in the context of IMD.

IMD frame: All information at a particular simulation time step that is streamed as IMD data constitutes an IMD frame.

IMD transmission rate: The step interval i.e. number of simulation steps in between each IMD frame that is streamed. For example, if the transmission rate is 1, every integration step in the simulation will be streamed. The term data transfer interval is used synonymously with transmission rate in this paper.

IMD system: The subset of all atoms in the simulation for which the simulation engine can output IMD data and for which the receiver can send forces to the simulation engine to apply to.

IMD energy block: A data structure specific to IMD which contains the simulation step counter and information on the energy of the simulated system (not just the IMD system).

S2. IMDV3 STREAMING: PROTOCOL, IMPLEMENTATIONS, AND USAGE

A. IMDv3 protocol specification

Here we specify the full IMDv3 protocol; this specification is also available as part of the `imdclient` documentation under IMDv3 specs [39]. Part of the Interactive Molecular Dynamics (IMD) approach is a protocol that dictates rules for communicating molecular simulation data through a socket, termed the *IMD protocol*. It allows for two-way

communication: via IMD, a simulation engine sends data to a receiver and the receiver can send forces and certain requests back to the simulation engine. This application-level protocol used in IMD defines the particular type and format of data being communicated. We have developed a new version of the IMD protocol, termed IMDv3, capable of communicating additional simulation information relevant to most MD simulation-based scientific research. Version numbers of IMD implementations are monotonically increasing integers. Previously available implementations, IMDv1 and IMDv2, were built on the original IMD protocol. The IMDv3 protocol described in this document inherits its name from its implementation’s version number convention *viz.* IMD version 3 or IMDv3. The IMDv3 implementation in all 3 simulation engines considered here builds upon existing IMDv2 code. It must be noted that the IMDv3 protocol supports bidirectional communication with force inputs from the receiver similar to its predecessor, the original IMD protocol. However, currently the IMDv3 implementation in LAMMPS and NAMD does not support receiving forces from the client.

IMD version	Protocol specification
1	Original IMD protocol - <i>A system for interactive molecular dynamics simulation</i> [26]
2	Same original IMD protocol, with API implementation available [32]
3	New IMDv3 protocol, with implementations in GROMACS, LAMMPS, NAMD and client package, <code>imdclient</code>

TABLE S1: IMD protocol versions and specifications

B. IMD data transfer

Data transfer in IMD happens in the form of message packets whose composition is set in our implementation by the IMDv3 protocol. Below, we describe the IMDv3 protocol-defined packet types relevant to our implementations for the various simulation engines and the `imdclient` package.

1. Packet Types

In IMD-specific data communication, data is sent in the form of message packets, with each message typically containing two sub-packets *viz.* a header packet and a body packet.

A header packet is composed of 8 bytes. The first 4 bytes contain the header type and the next 4 bytes serve as a flexible slot for holding other information. The header type specifies the type of information the overall message packet carries. All bytes in header packets are provided in network (big) endian order except for the second 4 bytes of the handshake packet. This is described in greater detail in the `handshake` section.

Header:

```
<val> (int32) Header type
<val> (dtype) Data slot description
```

Some header packets sent by the simulation engine have associated body packets that contain additional data, like atomic coordinates. These body packets vary in length and composition, but their bytes are always encoded in the native endianness of the machine running the simulation engine.

The list of header types for the header packet, as allowed by the IMDv3 protocol, are listed below

Below, each header type and its associated body packet (if present) is described in detail.

a. Disconnect Sent from the receiver to the simulation engine any time after the `session info` packet has been sent to indicate that the simulation engine should close the connected socket. Whether the simulation engine pauses execution until another connection is made is an implementation decision.

Header:

```
0 (int32) Disconnect
<val> (no type) Unused slot, any value acceptable
```

b. Energies Sent from the simulation engine to the receiver each IMD frame if energies were previously specified for this session in the `session info` packet.

Note: While the integration step is included in this packet, this is a result of inheriting the IMD energy block from the original IMD protocol. It is recommended to make use of the 64-bit integer integration step value from the `time` packet in analysis code instead.

Header type	32-bit integer enum value	Present in original IMD protocol
disconnect	0	✓
energies	1	✓
coordinates	2	✓
go	3	✓
handshake	4	✓
kill	5	✓
md-communication	6	✓
pause	7	✓
transmission-rate	8	✓
io-error	9	✓
session-info	10	×
resume	11	×
time	12	×
box	13	×
velocities	14	×
forces	15	×
wait	16	×

TABLE S2: Header types in IMDv3 and their compatibility with the original IMD protocol

Header:

```
1 (int32) Energies
1 (int32) Number of IMD energy blocks being sent
```

Body:

```
<val> (int32) Current integration step of the simulation
<val> (float32) Absolute temperature
<val> (float32) Total energy
<val> (float32) Potential energy
<val> (float32) Van der Waals energy
<val> (float32) Coulomb interaction energy
<val> (float32) Bonds energy
<val> (float32) Angles energy
<val> (float32) Dihedrals energy
<val> (float32) Improper dihedrals energy
```

c. Coordinates Sent from the simulation engine to the receiver each IMD frame if coordinates were previously specified for this session in the `session info` packet.

Header:

```
2 (int32) Coordinates
<n_atoms> (int32) Number of atoms in the IMD system
```

Body:

```
<array> (float32[n_atoms * 3]) X, Y, and Z coordinates of each atom in the
IMD system encoded in the order
[X1, Y1, Z1, ..., Xn, Yn, Zn]
```

d. Go Sent from the receiver to the simulation engine after the receiver receives the `handshake` and `session-info` packets.

If the simulation engine does not receive this packet within 1 second of sending the handshake and session info packets, it should assume the receiver is incompatible. Whether the simulation engine exits or accepts another connection after this is an implementation decision.

Header:

```
3 (int32) Go
<val> (no type) Unused slot, any value acceptable
```

e. Handshake Sent from the simulation engine to the receiver after a socket connection is established. Unlike other header packets, the last four bytes of this packet are provided in the native endianness of the sending simulation engine's hardware.

The receiver can use this packet to determine both the IMD version of the session and the endianness of the simulation engine. By providing the endianness of the machine running the simulation engine, the bulk of the data being sent in the session, i.e. the body packets, do not have to be swapped by the simulation engine before being sent, speeding up execution.

Header:

```
4 (int32) Handshake
3 (int32, unswapped byte order) IMD version used in session
```

f. Kill Sent from the receiver to the simulation engine any time after the `session-info` has been sent to request that the simulation engine stops execution of the simulation and exits. Whether or not the simulation engine honors this request is an implementation decision.

Header:

```
5 (int32) Kill
<val> (no type) Unused slot, any value acceptable
```

g. MD Communication Sent from the receiver to the simulation engine any time after the `session-info` has been sent to request that the forces in the body packet are applied to the atoms specified in the body packet. Whether or not the simulation engine honors this request is an implementation decision.

Header:

```
6 (int32) MD Communication
<n_atoms> (int32) Number of atoms in the IMD system to apply forces to
```

Body:

```
<array> (int32[n_atoms]) Indices of atoms in the IMD system to apply forces to
<array> (float32[n_atoms * 3]) The X, Y, and Z components of forces to be applied to
the atoms at the indices specified in the above array
```

The array of IMD system indices does not need to be monotonically increasing, meaning the indices can be "out of order". However, the index array cannot contain any index twice. Force vectors acting on the same index should be combined before being sent to the simulation engine to be applied.

Though this packet is sent by the receiver, the rule that all body packets are sent in the native endianness of the machine running the simulation engine still applies here. The receiver must use the endianness it gets from the *handshake* and swap the endianness of the indices and forces if necessary before sending.

h. Pause Sent from the receiver to the simulation engine any time after the `session-info` has been sent to request that the simulation engine pauses execution of the simulation until a `resume` is sent. Pause is idempotent, meaning subsequent pause packets sent after the first one will have no effect.

Header:

```
7 (int32) Pause
<val> (no type) Unused slot, any value acceptable
```

Note: In the original IMD protocol, pause acted as a toggle, meaning sending a pause packet twice would pause and then resume the simulation's execution. In IMDv3, the `resume` packet is required to resume a paused simulation since pausing is idempotent.

i. Transmission rate Sent from the receiver to the simulation engine any time after the `session-info` has been sent to change the IMD transmission rate.

Header:

```
8 (int32) Transmission rate
<val> (int32) New transmission rate. Any value less than 1 will reset
the transmission rate to its default value (configured
by the simulation engine)
```

j. IO Error Never sent from one party to another during an IMD session. Can be used internally by the simulation engine or receiver to indicate an error has occurred.

Header:

```
9 (int32) IO Error
<val> (no type) Unused slot, any value acceptable
```

k. Session info Sent from the simulation engine to the receiver after the handshake to provide metadata about the simulation.

Header:

```
10 (int32) Session info
7 (int32) Number of 1-byte configuration options in the body packet
```

Body:

```
<val> (int8) Nonzero if time packets sent in each IMD frame
<val> (int8) Nonzero if IMD energy block packets sent in each IMD frame
<val> (int8) Nonzero if box packets sent in each IMD frame
<val> (int8) Nonzero if coordinate packets sent in each IMD frame
<val> (int8) Nonzero if coordinates wrapped into the simulation box.
    Meaningless if coordinates not sent in the session
<val> (int8) Nonzero if velocity packets sent in each IMD frame
<val> (int8) Nonzero if force packets sent in each IMD frame
```

l. Resume Sent from the receiver to the simulation engine to resume execution after a pause.

Header:

```
11 (int32) Resume
<val> (no type) Unused slot, any value acceptable
```

m. Time Sent from the simulation engine to the receiver each IMD frame if time packets were specified for the session.

Header:

```
12 (int32) Time
1 (int32) Number of time packets being sent
```

Body:

```
<float64> dt for the simulation
<float64> Current time of the simulation
<int64> Current integration step of the simulation
```

n. Box Sent from the simulation engine to the receiver each IMD frame if box packets were specified for the session.

Header:

```
13 (int32) Box
1 (int32) Number of simulation boxes being sent
```

Body:

```
<float32[9]> Triclinic box vectors for the simulation encoded in order
    [ABC], where
    A = (aX, aY, aZ),
    B = (bX, bY, bZ),
    C = (cX, cY, cZ)
```

o. Velocities Sent from the simulation engine to the receiver each IMD frame if velocities were specified for the session.

Header:

```
14 (int32) Velocities
<n_atoms> (int32) Number of atoms in the IMD system
```

Body:

```
<float32[n_atoms * 3]> X, Y, and Z components of velocities of each atom,
                        encoded as [Vx1, Vy1, Vz1, ..., Vxn, Vyn, Vzn]
```

p. Forces Sent from the simulation engine to the receiver each IMD frame if forces were specified for the session.

Header:

```
15 (int32) Forces
<n_atoms> (int32) Number of atoms in the IMD system
```

Body:

```
<float32[n_atoms * 3]> X, Y, and Z components of forces on each atom,
                        encoded as [Fx1, Fy1, Fz1, ..., Fxn, Fyn, Fzn]
```

q. Wait Sent from the receiver to the simulation engine any time after the `session info packet` has been sent to request that the simulation engine modify its waiting behavior mid-simulation either from blocking to non-blocking or vice versa. Whether or not the simulation engine honors this request is an implementation decision.

Regardless of whether this packet is accepted, the simulation engine will have an initial waiting behavior which applies to the beginning of the simulation:

1. Blocking: Wait until a receiver is connected to begin execution of the simulation
2. Non-blocking: Begin the simulation regardless of whether a receiver is connected and continuously check on the listening socket for a receiver attempting to connect

The simulation engine's waiting behavior also applies when a receiver disconnects mid-simulation:

1. Blocking: Pause simulation execution and wait until a receiver is connected to resume execution
2. Non-blocking: Continue execution, continuously checking on the listening socket for a receiver attempting to connect

Header:

```
16 (int32) Wait
<val> (int32) Nonzero to set the simulation engine's waiting behavior to blocking, 0
                        to set the simulation engine's waiting behavior to non-blocking
```

Note: The purpose of this packet is to allow a receiver to monitor the first **n** frames of a simulation and then disconnect without blocking the continued execution of the simulation.

2. Packet order

After the simulation engine sends the `handshake` and `session info` packets to the receiver and gets back a `go` signal, it begins sending simulation data via IMD. The data within each IMD frame is always sent in the same, fixed order:

1. Time
2. Energy block
3. Box
4. Coordinates

5. Velocities

6. Forces

If the simulation engine is configured to send only a strict subset of all available data packets, the fixed order of the list still applies to the remaining packets in the session.

Note: In IMDv3 implementations, the simulation engine and client require that all packets specified in session info must be sent for every IMD frame and in the same order. In contrast, IMDv2 allowed any packet order and different packets per frame.

C. Units

The units in IMDv3 are fixed. The simulation engine must convert values into these units before sending them through the socket. The receiver must also convert forces it sends back to the simulation engine into these units.

Measurement	Unit	Shorthand Notation
Length	Angstrom	Å
Velocity	Angstrom per picosecond	Å/ps
Force	Kilojoules per mole per angstrom	kJ/(mol·Å)
Time	Picosecond	ps
Energy	Kilojoules per mole	kJ/mol

D. IMD port number

The preferred port for IMD communication is 8888, but the simulation engine may freely specify the port at which it listens for a receiver.

S3. IMDV3 IMPLEMENTATIONS: PRODUCER AND RECEIVER

Our IMDv3-streaming setup requires implementations of the IMDv3 protocol and its functionality on the producer and receiver ends of the IMD connection. To achieve that, we provide IMDv3 functions and methods in three popular simulation engines: GROMACS, NAMD, and LAMMPS that are accessible via settings in their input files. On the receiver end, we provide a Python package, `imdcclient`, that is capable of receiving and processing IMDv3 data streams from any producer following the IMDv3 protocol. Finally, we implement a reader within `MDAnalysis`, that allows users to load IMDv3 data streams into `MDAnalysis` data structures for convenient access and analysis.

A. Simulation engine implementations

We have currently implemented IMDv3 streaming in three popular molecular dynamics simulation engines: GROMACS [34], NAMD [35], and LAMMPS [36]. The details of the availability of these implementations are discussed in Sec. II E, with links tabulated in Tab. S6.

Below we provide detailed instructions on how to use and enable IMDv3 functionality in each of the three simulation engines.

1. GROMACS

To run IMDv3 in GROMACS one has to make the following changes to the molecular dynamics parameter (`*.mdp`) input file:

```

1 ; Required IMD settings
2 IMD-group          = System
3 ; Atom group to stream (System = all atoms)
4
5 IMD-nst            = 100

```

```

6 ; Send data every 100 steps
7 IMD-version      = 3
8 ; Use IMDv3 protocol (2/3) - defaults to 2
9
10 ; Data types and specifications - what to stream
11 IMD-time        = Yes
12 ; Stream timing information (Yes/No)
13 IMD-energies    = Yes
14 ; Stream energy data (Yes/No)
15 IMD-box         = Yes
16 ; Stream box dimensions (Yes/No)
17 IMD-coords      = Yes
18 ; Stream coordinates (Yes/No)
19 IMD-vels        = Yes
20 ; Stream velocities (Yes/No)
21 IMD-forces      = Yes
22 ; Stream forces (Yes/No)
23 IMD-unwrap      = Yes
24 ; Coordinate processing before streaming - Unwrap coordinates across PBC (Yes/No)

```

GROMACS turns IMD functionality on/off using the `IMD-group` input setting in the `*.mdp` file. Further, GROMACS requires the user to define additional IMD-related variables, such as the port number and whether the simulation should wait for a client connection before starting, on the command line at runtime:

```

#!/bin/bash
gmx grompp -f input.mdp -c conf.gro -p topol.top -o run.tpr

gmx mdrun -v -deffnm run -imdport 8888 -imdwait
# gmx mdrun -gmx_flags -imdport <port number> -imdwait
# -imdport: port number for socket connection (default: 8888)
# -imdwait: optional flag to wait for client connection before starting

```

2. LAMMPS

In LAMMPS, one adds the following line to the input file to enable IMDv3 functionality:

```

1 # IMD configuration
2
3 # fix ID group-ID imd <port> version <2/3> nowait <on/off> trate <arg> time <yes/no> box <yes/no>
4   ↪ coordinates <yes/no> velocities <yes/no> forces <yes/no> unwrap <yes/no>
5
6 # fix imdv3 all imd 8888 nowait off trate 100 version 3 time yes box yes coordinates yes velocities yes
7   ↪ forces yes unwrap yes
8
9 # Parameters explained:
10 # ID, group-ID : user-assigned fix name and ID of group of atoms fix applies to
11 # imd: fix style name to enable IMD
12 # 8888: port number for connection
13 # nowait off: Waits for client connection before starting simulation (on/off)
14 # trate 100: Send data every 100 timesteps (transmission rate)
15 # version 3: IMD protocol version (2/3), defaults to 2
16 # time yes: Send timing information (yes/no)
17 # box yes: Send box dimensions (yes/no)
18 # coordinates yes: Send atomic coordinates (yes/no)
19 # velocities yes: Send velocity data (yes/no)
20 # forces yes: Send force data (yes/no)
21 # unwrap yes: Unwrap coordinates across PBC (yes/no)
22 # Note: Energy streaming is not supported in \software{LAMMPS} IMD fix

```

Then, one can run LAMMPS as usual.

3. NAMD

Finally, for NAMD one can similarly edit the input file with the following settings:

```

1 # Required IMD settings
2 IMDon                yes           ; Enable IMD functionality (yes/no)
3 IMDport              8888          ; Port number for socket connection
4 IMDwait              on            ; Wait for client connection before starting simulation (on/off)
5 IMDfreq              100           ; Send data every 100 steps (transmission rate)
6 IMDversion           3             ; IMD protocol version (2/3)
7
8 # Data types - what to send
9 IMDSendTime          yes           ; Send timing information (yes/no)
10 IMDSendEnergies      yes           ; Send energy information (yes/no)
11 IMDSendBoxDimensions yes           ; Send simulation box data (yes/no)
12 IMDSendPositions     yes           ; Send coordinates (yes/no)
13 IMDSendVelocities    yes           ; Send velocity data (yes/no)
14 IMDSendForces        yes           ; Send force data (yes/no)
15
16 # Coordinate processing
17 IMDwrapPositions     no            ; Whether to wrap coordinates into periodic simulation box (yes/no)

```

NAMD can be run as usual using the modified input file.

Note: It must be noted that currently the IMDv3 implementation in LAMMPS and NAMD does not support receiving and applying forces from the client.

B. imdclient implementation

Our client implementation for the IMDv3 protocol is a Python package, `imdclient`, which is capable of receiving and processing IMDv3 streamed data as described in Sec. III B 1. Below we describe the implementation architecture in detail. At the time of writing, the latest release of the package is v0.2.3.

With the goal of reducing wasteful, throughput-reducing network round-trips between receiver and simulation engine where the receiver repeatedly advertises a window size of 0 in its socket receive buffer and the simulation engine repeatedly responds with exponentially-time-gapped zero-window probes inherent to TCP [50], `imdclient` implements an architecture with an application-level buffer (`IMDFrameBuffer`) and automatic pausing/resuming on the trajectory data stream based on high and low fill watermarks on the `IMDFrameBuffer`.

To achieve this, `imdclient` is implemented as a two-threaded, single-producer/single-consumer architecture. The producer thread (`IMDProducerV3`) reads IMDv3 packets continuously from the stream, formats and packages them into a frame-holding class (`IMDFrame`), and then pushes these full `IMDFrame`s into a queue of full frames ready for analysis managed by the `IMDFrameBuffer` class. The consumer thread (`IMDClient`) is the class with the user-facing API (Tab. S3). Whenever the `IMDClient`'s `get_imdframe()` method is called, a full `IMDFrame` is popped from the `IMDFrameBuffer`'s full queue for analysis and the previously analyzed frame is added to the `IMDFrameBuffer`'s empty queue for re-filling by the `IMDProducerV3`. This process is shown visually in Fig. 2.

If the producer thread fills a high proportion of the `IMDFrameBuffer`'s available `IMDFrame`s, it will send a pause signal to the simulation engine until it has 1. emptied the socket recv buffer of frames that have already arrived and 2. detected that the consumer thread has popped the number of full frames down below the low watermark. These watermark levels are configurable via keyword arguments `'pause_empty_proportion'` and `'unpause_empty_proportion'` described in Tab. S3.

To avoid either thread waiting infinitely, the `IMDFrameBuffer` allocates Python `threading.Condition` locks acquirable by the producer and consumer threads which allow them to be notified when the other thread has stopped and handle shutdown gracefully. For example, if no frames are currently available in the `IMDFrameBuffer`'s full queue when the consumer thread attempts to pop one, it will call `wait()` on a condition lock and any exception or expected stop in the producer thread will wake up the consumer thread so that it doesn't wait forever on a stopped producer.

S4. BENCHMARKING IMDV3 STREAMING

Below, we provide more details on how we benchmarked the IMDv3 protocol implementation for the three simulation engines GROMACS, LAMMPS, and NAMD.

TABLE S3: API methods and their behaviors

Method name	Returns	Raises
<pre> __init__(host: string, port: int, n_atoms: int, socket_bufsize: int (optional), timeout: int (optional), continue_after_disconnect: bool (optional), buffer_size: int (optional), pause_empty_proportion: float (optional), unpause_empty_proportion: float (optional)) </pre>	<p>IMDClient object with IMDv3 connection to 'host:port'.</p> <p>'n_atoms' is used in conjunction with the IMDSessionInfo object to define the size of the individual IMDFrames used in the IMDFrameBuffer for the data types present in the stream.</p> <p>'buffer_size' (defaults to 10MB) defines the maximum amount of memory used by the IMDFrameBuffer to allocate IMDFrames.</p> <p>'socket_bufsize' (defaults to OS default) sets the IMDClient's socket recv buffer size.</p> <p>'timeout' (defaults to 5) defines the number of seconds after which IMDProducerV3 will assume the simulation has ended after not receiving a TCP packet.</p> <p>'continue_after_disconnect' (default 'None') can change the simulation engine's waiting behavior from its initial configuration after the client disconnects. If 'True', the client will attempt to change the simulation engine's waiting behavior to non-blocking. If 'False', the client will attempt to change it to blocking. If 'None', the client will not attempt to change the simulation engine's behavior.</p> <p>'pause_empty_proportion' sets the lower threshold proportion of the IMDFrameBuffer's total number of IMDFrames that must be empty before the simulation is paused (defaults to 0.25).</p> <p>'unpause_empty_proportion' sets the proportion of the IMDFrameBuffer's IMDFrames that must be empty before the simulation is unpaused (defaults to 0.5).</p>	<p>ConnectionRefusedError if a TCP connection cannot be established with the simulation engine</p> <p>ConnectionError if the handshake packet is not received</p> <p>ValueError if another packet is received before the handshake packet</p> <p>ValueError if an incompatible IMD version number is received in the handshake packet</p> <p>ValueError if an IMDSessionInfo packet is not received after the handshake packet</p> <p>ValueError if the IMDSessionInfo's length field is not 7</p> <p>ValueError if pause_empty_proportion or unpause_empty_proportion is not in the range [0,1]</p> <p>ValueError if buffer_size is too small to hold a single IMDFrame given IMDSessionInfo and n_atoms</p>
get_imdframe()	<p>IMDFrame object with fields 'time', 'dt', 'step', 'energies', 'box', 'positions', 'velocities', and 'forces'. Each field not present in the stream is set to None</p>	<p>EOFError if there are no more frames to read from the stream</p>
get_imdsessioninfo()	<p>IMDSessionInfo object with all information obtained from the session info packet (booleans 'time', 'box', 'positions', 'velocities', and 'forces') as well as the protocol version (integer 'version') (3) and endianness of the simulation engine (string 'endianness', encoded as the string ">" for big and "<" for little)</p>	
stop()	<p>None, stops the client and closes the connection</p>	

A. GROMACS

As discussed in the main text, we run the IMDv3-modified and unmodified versions of GROMACS, varying the number of cores used, over a combination of thread-MPI tasks and OpenMP threads. We find that these two versions consistently match each other across these various settings, with both producing optimum performance when using 24 cores with a single thread MPI task and 24 OpenMP threads. One may notice that under resources-constrained situations, one can always use say 12 cores to achieve similar performance. For our benchmarking, we proceed to use the optimum configuration of 24 cores.

TABLE S4: Protocol packet types and corresponding `imdclient` functions

Protocol Packet Type	imdclient Function/Data structure	Notes
handshake	Internal handshake handling	Automatic during connection
session-info	class <code>IMDSessionInfo</code>	Accessible via function <code>IMDClient.get_imdsessioninfo</code>
go	Internal go signal	Sent automatically
disconnect	function <code>IMDClient.stop</code>	Closes connection
kill	Not implemented	Attempts to stop connected simulation engine
pause	Internal pause handling	Automatic buffer management
resume	Internal resume handling	Automatic buffer management
wait	function <code>IMDClient.__init__</code> keyword arg <code>'continue_after_disconnect'</code>	See Tab. S3 for behavior
transmission-rate	Not implemented	N/A
time	class attributes <code>IMDFrame.time</code> , <code>IMDFrame.dt</code> , <code>IMDFrame.step</code>	Accessible via function <code>IMDClient.get_imdframe</code>
energies	<code>IMDFrame.energies</code>	Accessible via <code>IMDClient.get_imdframe</code>
box	<code>IMDFrame.box</code>	Accessible via <code>IMDClient.get_imdframe</code>
coordinates	<code>IMDFrame.positions</code>	Accessible via <code>IMDClient.get_imdframe</code>
velocities	<code>IMDFrame.velocities</code>	Accessible via <code>IMDClient.get_imdframe</code>
forces	<code>IMDFrame.forces</code>	Accessible via <code>IMDClient.get_imdframe</code>
md-communication	Not implemented	Force feedback not implemented
io-error	Not implemented	N/A

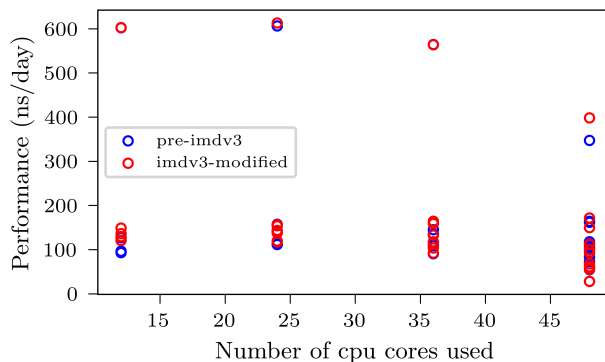


FIG. S1: **Optimizing the performance of GROMACS:** We run 2 versions of GROMACS viz. IMDv3-modified (`'imd3'`) and the pre-IMDv3 (vanilla) version over a fixed set of computational resources. We observe that at 24 cores with 1 thread-MPI task and 24 OpenMP threads, GROMACS produces the best performance. This is consistent between the 2 versions tested. The various data points at each core count represent different combinations of thread-MPI and OpenMP settings. However, using multiple thread-MPI tasks produces sub-optimal performance ≤ 200 ns/day, compared to optimal speeds when using a single thread-MPI task.

B. LAMMPS

We follow a similar optimization approach for LAMMPS, and test out various OpenMP, MPI and GPU based settings. The `'kokkos'`-mode in LAMMPS consistently gives best performance for the system of interest *i.e.*, polymers in a box. Running under the `'kokkos'` mode, we sweep across a range of cores (threads) used. Further, we consider both

the IMDv3-modified (‘imdv3’) and pre-IMDv3 (‘vanilla’) versions of LAMMPS and find that optimal performance is observed when using 8 cores (threads). Here, we note that unlike GROMACS, since IMDv3-based changes were implemented in multiple stages, the IMDv3-modified version contains multiple non-IMDv3 based optimizations from the ‘develop’ branch of the official repository. This gives rise to consistent differences in speed between the 2 versions, though not very significant.

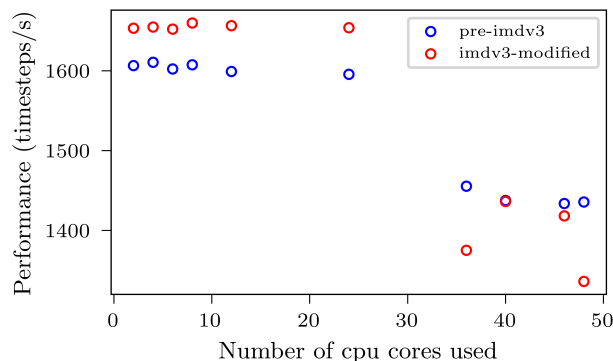


FIG. S2: **Optimizing the performance of LAMMPS:** We run 2 versions of LAMMPS viz. IMDv3-modified (‘imdv3’) and the pre-IMDv3 (‘vanilla’) version over a fixed set of computational resources. We observe that at 8 cores (threads) under the ‘kokkos’ mode gives best performance. This is consistent between the 2 versions tested, despite noted differences in the 2 versions as discussed in the main text and above.

C. NAMD

For NAMD, we again consider 2 versions *viz.* IMDv3-modified (‘imdv3’) and pre-IMDv3 (‘vanilla’), and find that the smp-MPI configuration with the ‘GPU resident mode’ enabled gives the best performance. Like LAMMPS, the IMDv3-modified version of NAMD contains multiple non-IMDv3-based optimizations from the ‘main’ branch of the official repository, which gives rise to consistent differences in speed between the 2 versions. We sweep through different cores (worker threads) used, and find an optimum at 35 threads. It must be noted here that under the smp-MPI mode, NAMD uses an additional communication thread by default, so total count of optimal cores would be 36. However, for our final benchmarking we show results for 45 (+1) threads instead.

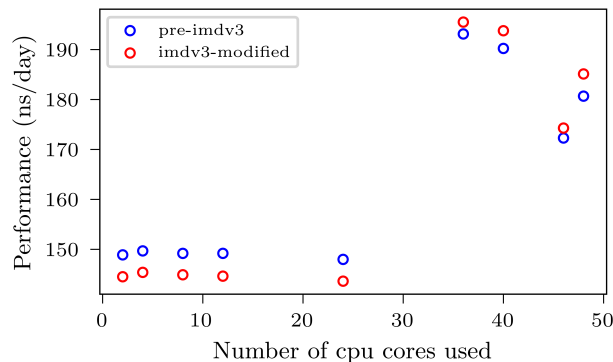


FIG. S3: **Optimizing the performance of NAMD:** We run 2 versions of NAMD viz. IMDv3-modified (‘imdv3’) and the pre-IMDv3 (‘vanilla’) version over a fixed set of computational resources. We observe that at 35 cores (threads) under the smp-MPI mode with ‘GPU resident mode’ enabled gives best performance. This is consistent between the 2 versions tested, despite noted differences in the 2 versions as discussed in the main text and above.

D. Performance benchmark modeling

The main text discusses the exact modeling approach (see Eq. 3) used to capture the performance trends observed for streaming and file I/O across the 3 simulation engines. Below, we provide the fitting parameters achieved for each simulation engine.

TABLE S5: Fit parameters for the IMDv3-benchmark performance models

Simulation engine	Simulation type			Fit parameters (μs)				
	plot label	α (data type)	β (I/O format)	t_{MD}	$t_s^{(\alpha)}$	$t_s^{(0)}$	$t_{IO}^{(\alpha,\beta)}$	$t_{IO}^{(\alpha,\beta,0)}$
GROMACS	IMDv3-x streaming	x	-	280	10	10	-	-
	IMDv3-xvf streaming	xvf	-	280	470	10	-	-
	xtc-x file I/O	x	xtc	280	-	-	1370	20
	trr-x file I/O	x	trr	280	-	-	3700	70
	trr-xvf file I/O	xvf	trr	280	-	-	7400	90
LAMMPS	IMDv3-x streaming	x	-	602	1320	69	-	-
	IMDv3-xvf streaming	xvf	-	602	3980	69	-	-
	lammepsdump-x file I/O	x	lammepsdump	602	-	-	21300	32
NAMD	IMDv3-x streaming	x	-	990	2570	20	-	-
	IMDv3-xvf streaming	xvf	-	990	8090	20	-	-
	dcd-x file I/O	x	dcd	990	-	-	3800	0
	dcd-xvf file I/O	xvf	dcd	990	-	-	11450	0

Here, fitting parameters' associated uncertainties (errors) are rounded to 1 significant digit and correspondingly rounded fit values [51] are reported above.

E. IMDv3 applications

As discussed previously in the main text, IMDv3 based streaming can be used for various applications such as live, intermittent monitoring, *in-situ* analysis, and high-throughput calculation of properties and detecting rare events. Below, we describe the exact properties calculated in Fig. 6 briefly.

1. End-to-end distance of polymer

In this example (see Fig. 6a), polymer ID-number 1 (randomly chosen for the example) is monitored by calculating its end-to-end distance with appropriate periodic boundary conditions (PBC) based corrections. The exact calculation can be found in the `IMDv3-applications` repository.

$$l_{\text{end-end}} = \|\mathbf{r}_1 - \mathbf{r}_N\|_{\text{pbc}} \quad (\text{S1})$$

where \mathbf{r}_1 and \mathbf{r}_N are the position vectors corresponding to the first and last monomer in the polymer, respectively.

2. VACF of water

Here (see Fig. 6b), the average velocity autocorrelation function (VACF) of a single water molecule in the system is calculated over a fixed lag time period and visualized at various simulation times. VACF here is defined as,

$$\text{VACF}_i(\tau) = \frac{\langle \mathbf{v}_i(t) \cdot \mathbf{v}_i(t + \tau) \rangle_t}{\langle \mathbf{v}_i(t) \cdot \mathbf{v}_i(t) \rangle_t} \quad (\text{S2})$$

where $\mathbf{v}_i(t)$ is the velocity of the i^{th} water molecule at time t , and $\langle \cdot \rangle_t$ denotes an average over all time points t in the simulation so far. We compare VACF_i with the time and system averaged version achieved by averaging over all water molecules in the system as shown in Fig. 6b.

3. Ion Current through membrane

Here (see Fig. 6c), we calculate and visualize the ion current (nA) across the membrane pore, defined as follows:

$$I_i(t) = \frac{1}{L_z \Delta t} \sum_{j=1}^{N_i} q_j (z_j(t + \Delta t) - z_j(t))_{\text{pbc}} \quad (\text{S3})$$

where $I_i(t)$ is the ion current from a certain ion group like cations, anions or all ions. These ion currents are calculated across a time interval Δt in the z -direction, with L_z being the length of the simulation box in z . The summation sums a product of charge and PBC-aware displacement terms across all different ions and ion types belonging to group i .

S5. SOFTWARE AVAILABILITY AND VERSIONS USED

Below, we have listed the particular software and package versions for our simulation and client implementations of IMDv3 alongside Zenodo archive links. We also list links for benchmarking data, fitting analysis and IMDv3 example applications shown in Fig. 6

TABLE S6: Software availability and repositories for IMDv3 enabled simulation engines, client packages and benchmarking tools

Category	Software/ package	Resource type	Weblink
Simulation engine	GROMACS	Source code	https://gitlab.com/gromacs/gromacs
		pre-IMDv3 source commit	https://gitlab.com/gromacs/gromacs/-/tree/55f3a10f
		pre-IMDv3 branch ('vanilla')	https://gitlab.com/heydenlabasu/streaming-md/gromacs/-/tree/vanilla-benchmarking?ref_type=heads
		latest IMDv3 branch ('imdv3')	https://gitlab.com/heydenlabasu/streaming-md/gromacs/-/tree/imdv3-benchmarking?ref_type=heads
		Zenodo archive	https://doi.org/10.5281/zenodo.20128097
	LAMMPS	Source code	https://github.com/lammps/lammps
		pre-IMDv3 source commit	https://github.com/Becksteinlab/lammps/tree/528770f
		pre-IMDv3 branch ('vanilla')	https://github.com/Becksteinlab/lammps/tree/vanilla-benchmarking
		latest IMDv3 branch ('imdv3')	https://github.com/Becksteinlab/lammps/tree/imdv3-benchmarking
		Zenodo archive	https://doi.org/10.5281/zenodo.20128193
NAMD	Source code	https://gitlab.com/tcbgUIUC/namd	
	pre-IMDv3 source commit	https://gitlab.com/tcbgUIUC/namd/-/tree/11b2bdcc	
	pre-IMDv3 branch ('vanilla')	https://gitlab.com/tcbgUIUC/namd/-/tree/vanilla-benchmarking?ref_type=heads	
	latest IMDv3 branch ('imdv3')	https://gitlab.com/tcbgUIUC/namd/-/tree/imdv3-benchmarking?ref_type=heads	
Client	imdclient	Source code	https://github.com/Becksteinlab/imdclient
		latest IMDv3 branch	https://github.com/Becksteinlab/imdclient/tree/v0.2.3
		Zenodo archive	https://doi.org/10.5281/zenodo.20275368
	MDAnalysis	Source code	https://github.com/MDAnalysis/mdanalysis
		latest IMDv3 branch	https://github.com/MDAnalysis/mdanalysis/tree/refs/tags/package-2.10.0
		Zenodo archive	https://doi.org/10.5281/zenodo.17382469
IMDv3 benchmarking/ applications	IMDv3- performance- tests	Source code	https://github.com/HeydenLabASU-collab/IMDv3-performance-tests
		Zenodo archive	https://doi.org/10.5281/zenodo.20090659
	IMDv3- applications	Source code	https://github.com/HeydenLabASU-collab/IMDv3-applications
		Zenodo archive	https://doi.org/10.5281/zenodo.20127933