

QUEST: Training Frontier Deep Research Agents with Fully Synthetic Tasks

Jian Xie*^{†1}, Tianhe Lin*¹, Zilu Wang*¹, Yuting Ning¹, Yuekun Yao¹, Tianci Xue¹, Zhehao Zhang¹, Zhongyang Li¹, Kai Zhang¹, Yufan Wu¹, Shijie Chen¹, Boyu Gou¹, Mingzhe Han¹, Yifei Wang², Vint Lee², Xinpeng Wei², Xiangjun Wang², Yu Su¹, Huan Sun¹

¹The Ohio State University ²Amazon AGI SF Lab

*Core Contributors †Project Lead

✉ **Correspondence:** {xie.1741, su.809, sun.397}@osu.edu
 🌐 **Project Page:** <https://osu-nlp-group.github.io/QUEST>
 📄 **GitHub:** <https://github.com/OSU-NLP-Group/QUEST>
 🗨️ **Demo:** <https://huggingface.co/spaces/osunlp/QUEST>
 🤖 **Model:** <https://huggingface.co/osunlp/QUEST-35B-RL>

Abstract

Deep research agents extend the role of search engines from retrieving keyword-matched pages to synthesizing knowledge, fundamentally changing how humans interact with information. However, frontier systems remain proprietary, while existing open agents often generalize poorly across different task types, leaving unclear how to train a broadly capable deep research agent. **We release QUEST, a family of open models (ranging from 2B to 35B) that serve as *general-purpose* deep research agents designed to handle a wide range of long-horizon search tasks, with strong capabilities in *fact seeking, citation grounding, and report synthesis*.** To build QUEST, we propose an effective training recipe combining mid-training, supervised fine-tuning, and reinforcement learning. Central to this recipe is a curated data synthesis pipeline based on unified rubric trees, which applies to different task types and enables synthesizing training data with verifiable rewards without human annotation. In addition, QUEST incorporates a built-in context management mechanism that enables effective long-horizon reasoning and knowledge synthesis. **Using only 8K synthesized tasks, QUEST approaches or even surpasses frontier closed-source agents across eight deep research benchmarks spanning diverse task types, and achieves the best overall performance among recent open-weight agents.** We released everything: models, data, and training scripts.



Figure 1 Comprehensive comparison across eight benchmarks that evaluate different capabilities: *fact seeking* (e.g., BrowseComp), *citation grounding* (e.g., Mind2Web 2), and *report synthesis* (e.g., DeepResearch Bench). For BrowseComp and BrowseComp-Plus, following prior work (Anthropic, 2025a; Kimi et al., 2026; Chu et al., 2026), we adopt the discard-all strategy for context management. “-DR” denotes Deep Research systems, such as OpenAI DeepResearch. Please refer to Appendix G for more details.

Benchmark Coverage

- Fact Seeking (Blue dot)
- Report Synthesis (Purple dot)
- Citation Grounding (Green dot)
- N/A for category (Grey dot)
- Not covered (Light blue dot)

Deep Research Agent Training Recipe Comparison

Model	Scale	Capability	Task Synthesis	Verification	Context Management	Training Pipeline	Open-Sourced		
							Data	Synthesis Script	Training Code
Tongyi-DR	30B	Fact Seeking, Report Synthesis	✓	Exact Match	✓	MT → SFT → RL	✗	✗	✗
DR Tulu	8B	Report Synthesis, Citation Grounding	✗	Rubric	✗	SFT → RL	✓	✗	✓
OpenResearcher	30B	Fact Seeking	✗	Exact Match	✗	SFT	✓	✗	✓
REDSearcher	30B	Fact Seeking	✓	Exact Match	✗	MT → SFT → RL	✓	✗	✓
QUEST (ours)	2B-35B	Fact Seeking, Report Synthesis, Citation Grounding	✓	Rubric Tree	✓	MT → SFT → RL	✓	✓	✓

Legend: ✓ supported, ✗ not supported, MT Mid-Training, SFT Supervised Fine-Tuning, RL Reinforcement Learning

Figure 2 Comparison of training recipes for deep research agents. QUEST covers *fact seeking*, *citation grounding*, and *report synthesis* capabilities and provides a fully open recipe needed for reproducible training.

1 Introduction

Web search is moving from manual information gathering toward autonomous evidence-seeking and synthesis. This shift builds on a progression of search interfaces: traditional search engines return ranked webpages for users to inspect, while retrieval-augmented generation (RAG) systems (Lewis et al., 2020; Gao et al., 2023) retrieve relevant documents and condition LLM responses on them. Deep research agents (OpenAI, 2025c; Google DeepMind, 2025; Tongyi et al., 2025) push this paradigm further: given a complex information-seeking task, they can decompose it into intermediate goals, execute web queries, examine external sources, and synthesize citation-backed responses. By shifting the burden of web-scale information seeking from humans to autonomous agents, these systems promise to make complex research workflows more efficient and scalable. Yet building such agents is far from straightforward: they must learn not only to answer questions, but to search, verify, remember, and synthesize information over long horizons. However, despite rapid progress, the training recipes enabling these capabilities remain poorly understood, as state-of-the-art systems often rely on proprietary models, datasets, and training pipelines with limited transparency.

Recent efforts have begun to address this gap by developing deep research agents using open-weight models, data, and training strategies (Tongyi et al., 2025; Li et al., 2025, 2026; Shao et al., 2025). However, existing approaches typically focus on specific use scenarios and fail to capture the full range of capabilities required for general-purpose deep research agents. At the core, deep research tasks differ in how response quality can be assessed, spanning two regimes of correctness: **objective tasks**, whose outputs can be grounded in externally verifiable evidence, and **open-ended tasks**, whose outputs must be assessed through subjective judgment.

Based on this landscape, we identify three capabilities that together define a comprehensive profile for deep research agents. Within objective tasks, one fundamental capability is **fact seeking**, where the agent must locate a specific piece of information through multi-hop web search, as exemplified by BrowseComp (Wei et al., 2025), which focuses on obscure facts and thus makes fact seeking especially challenging. Open-ended tasks require a further capability, **report synthesis**, as exemplified by DeepResearch Bench (Du et al., 2025). Given an open-ended task, the agent must synthesize information from diverse sources into a coherent, well-structured, and reader-friendly report. Here, evaluation relies primarily on rubric-based judgment of coverage, organization, and clarity, rather than on a single externally verifiable answer. Another shared capability across both objective tasks and open-ended tasks is **citation grounding**: the agent must support its claims with reliable, up-to-date, and verifiable citations. Mind2Web 2 (Gou et al.) exemplifies this setting, as its evaluation relies on explicit constraints and citation-backed verification. Together, these three capabilities define a broad capability profile for deep research agents: retrieving precise information, synthesizing knowledge into coherent, well-structured reports, and providing verifiable citations to support the claims in their responses. Despite the complementary nature of these three capabilities, existing benchmarks and agent systems evaluate or support them only in isolation, as illustrated in Figure 2, and no prior agent system addresses them jointly within a unified framework.

In this paper, we introduce QUEST, a family of open state-of-the-art models ranging from 2B to 35B parameters,

designed as general-purpose deep research agents. The advancements of QUEST are attributed to three technical aspects: a novel **data synthesis pipeline** for constructing training tasks paired with tree-structured rubrics, a **context management strategy** that maintains compact summaries of information throughout long-horizon trajectories, and an effective **training pipeline** that optimizes the model using rubric-based signals. To comprehensively evaluate QUEST across different deep research capabilities, we adopt eight diverse benchmarks covering *fact seeking*, *report synthesis*, and *citation grounding*. Across these benchmarks, QUEST-35B shows consistently strong performance (See Figure 1), e.g., reaching 64.6% on BrowseComp, 30.7% on Mind2Web 2, and 48.2% on DeepResearch Bench, surpassing strong proprietary systems such as OpenAI DeepResearch.

Our contributions are as follows: 1) A scalable data synthesis pipeline for deep research agent training, which produces QUEST-8K, a high-quality synthetic dataset where each instance pairs a complex query with a task-specific, verifiable rubric tree. 2) A context management strategy for long-horizon deep research tasks, maintaining compact summaries of accumulated information across extended search trajectories. 3) An effective training pipeline that combines mid-training, supervised fine-tuning, and reinforcement learning, using task-specific rubrics as optimization signals. 4) Controlled studies that analyze the contribution of each training stage and the scaling behavior across model sizes (2B, 4B, 9B, up to 35B parameters). We find that even small models (e.g., QUEST-2B-SFT and QUEST-4B-SFT) achieve impressive performance, showing the potential of small-scale research agents locally deployable for privacy-sensitive settings, such as biomedical research and legal analysis.

2 Data Synthesis

Deep research training data should contain challenging queries that require long-horizon search, webpage visiting, and reasoning. Existing deep research agents (Li et al., 2025; Chu et al., 2026) largely synthesize such data as complex questions with a single verifiable answer. This format is well-suited to BrowseComp-like tasks, e.g., “*Which architect designed the house where the author of The Catcher in the Rye lived for decades?*” where the answer is a hard-to-find entity.

However, a general-purpose deep research agent requires training data beyond such single-answer supervision. First, training on such data does not generalize to the broad range of tasks that deep research agents may encounter. Single-answer supervision mainly targets fact seeking tasks with short final answers, whereas many deep research tasks require aggregating and reconciling information across multiple sources into coherent, source-supported outputs. Second, single-answer queries typically induce a binary correctness reward for reinforcement learning, which limits effective credit assignment. In contrast, deep research tasks often involve multiple evaluation criteria, such as source attribution and insightfulness. Exploiting such fine-grained signals as rewards can guide more effective optimization. We next describe how our synthesis pipeline addresses them.

2.1 Rubric Tree

At the core of our synthesis pipeline is a *rubric tree* introduced in Mind2Web 2 (Gou et al.): a hierarchical decomposition of the constraints that a valid answer should satisfy. Unlike Mind2Web 2, which relies on human-written tasks and human-refined evaluation scripts, QUEST constructs rubric trees fully synthetically through automatic generation followed by strict refinement and verification, making large-scale data synthesis possible. As shown at the bottom of Figure 3, the root node represents the overall score, which is aggregated from its child nodes, each corresponding to a task-specific criterion. Each leaf node represents a directly verifiable criterion, such as factual correctness or source attribution, and receives a binary score through automatic verification. Each internal node represents a higher-level constraint that is recursively decomposed into finer-grained child nodes, and receives a score aggregated from its children. We describe how rubric trees are automatically constructed in Section 2.2 and show complete examples in Appendix J.1.

This design naturally addresses the limitations of answer-centric QA supervision. By representing task-specific constraints rather than a unique ground-truth answer, rubric trees can accommodate tasks with unique answers, tasks with multiple valid solutions, and open-ended tasks requiring multi-aspect evaluation. This allows us to generate diverse training data under a unified framework. Moreover, the partial score of the root node in the rubric tree provides a fine-grained training signal beyond binary correctness, reflecting the degree to which a prediction satisfies the underlying constraints.

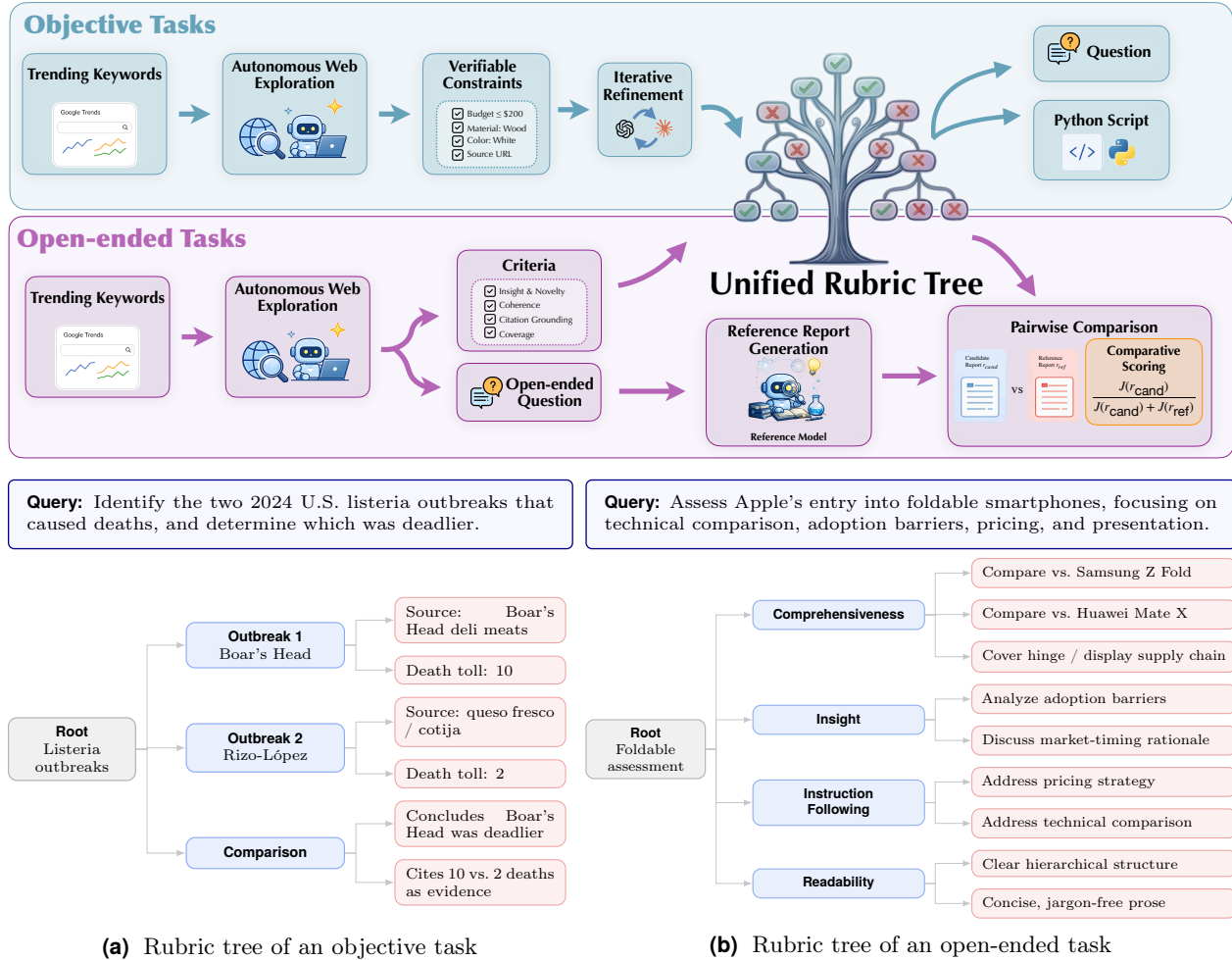


Figure 3 Data synthesis pipeline of QUEST. The top part illustrates the data generation pipeline. The bottom shows rubric-tree examples for an objective task and an open-ended task, together with corresponding queries. **Gray** nodes mark the root, **blue** nodes are intermediate branches that group sub-criteria, and **red** nodes are leaf-level constraints that can be directly verified against the response.

2.2 Data Generation Pipeline

Our rubric-tree-centric pipeline generates both objective and open-ended training data. Each instance consists of a complex query (i.e., a task description), a query-specific rubric tree, and an evaluation protocol. Given an agent’s response to the query, the evaluation protocol maps the response to a score in $[0, 1]$ according to the rubric tree. Figure 3 presents an overview of our pipeline. We denote by G_{syn} the capable LLM used for both task generation and rubric-tree generation throughout the pipeline (i.e., Claude Sonnet 4.5 unless otherwise specified).

Objective Tasks. We first sample trending keywords from a pool crawled from Google Trends as topical seeds for downstream synthesis, ensuring that the resulting tasks remain both topically relevant and temporally diverse, while also better reflecting real-world user needs. For each set of trending keywords, we prompt G_{syn} to autonomously browse the web, collect relevant information, derive a set of verifiable constraints from the retrieved content, and organize them into a rubric tree. All rubric trees undergo iterative refinement and verification to ensure a correct tree structure and valid node definitions. Judged by Claude Sonnet 4.5, tasks whose rubric trees still cannot be resolved into a consistent, reliably evaluable structure are discarded.

Given a rubric tree, we first prompt G_{syn} to translate it into a natural-language question, and then use GPT-5 to generate an executable Python evaluation script as the corresponding evaluation protocol. The

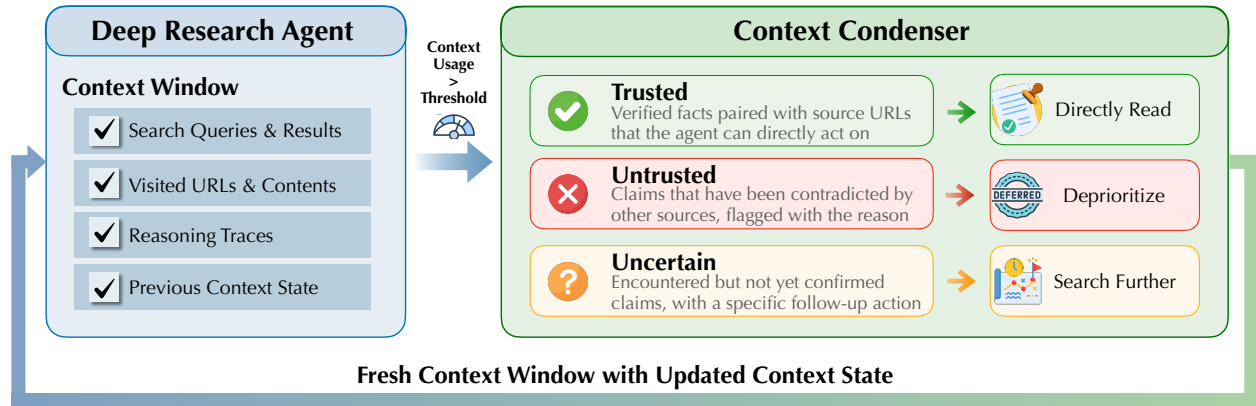


Figure 4 Context management in QUEST. When the context exceeds a threshold, a Context Condenser compresses the history into a structured Context State with trusted, untrusted, and uncertain entries, enabling QUEST to resume in a fresh context window.

script programmatically verifies each rubric node against the agent’s response and computes the final score, enabling fully automated evaluation at scale. We provide all the prompts used for synthesis and the details of human examination in Appendix I and Appendix A.2.

Open-ended Tasks. Open-ended tasks basically follow the same keywords sampling and web exploration process, but differ in how rubrics are constructed. Instead of using fully task-specific rubric trees, we fix the children of the root node across examples with four shared criteria following DeepResearch Bench (Du et al., 2025): instruction following, comprehensiveness, readability, and insight. The child nodes under each criterion are adaptive and contain task-specific nodes generated by G_{syn} conditioned on the question. For score aggregation, we assign a weight to each node using G_{syn} . To improve stability, we generate the weights three times and average them across runs.

The evaluation protocol of an open-ended task consists of three components: a reference report, a rubric-based judge, and a pairwise normalization rule. Given a task, we first prompt G_{syn} to produce a reference report r_{ref} . Then, for each candidate report r_{cand} , a judge model receives both the candidate and reference reports and scores them under each task-specific rubric node. A judge model then receives both the candidate report generated by the tested model and the reference report simultaneously—seeing both at once allows the judge to make finer-grained quality distinctions than independent scoring permits. For each task-specific rubric node, the judge assigns separate continuous scores from 0 to 10 to the candidate report and the reference report, where higher scores indicate better satisfaction of the corresponding criterion. The node-level scores are aggregated through the rubric tree, yielding weighted scores $J(r_{cand})$ and $J(r_{ref})$, where $J(\cdot) \in [0, 1]$. The final score is defined as $Score = J(r_{cand}) / (J(r_{cand}) + J(r_{ref}))$, which measures the candidate report’s quality relative to the reference report. A score above 0.5 indicates that the candidate has surpassed the quality of the reference report.

3 Context Management

A deep research agent searches, reads, and revises through multi-turn tool use before producing a final answer. As the context window fills with raw search results, visited pages, and intermediate reasoning traces, the agent’s ability to attend to what matters most begins to degrade. Existing open-weight agents sidestep this problem by either capping the number of turns or relying on a sufficiently large context window to hold everything at once. By contrast, QUEST adopts a structured context management module that compresses all the history context into a compact summary, enabling the agent to reason over arbitrarily long horizons without context overflow.

Specifically, we use a structured JSON object, called Context State, to store the agent’s history context. The Context State organizes accumulated knowledge into three buckets. *Trusted* entries contain facts that the

agent has previously checked against retrieved source URLs based on its reasoning trace, allowing them to be directly reused without additional verification. *Untrusted* entries are claims contradicted by other sources, flagged with the reason for distrust. *Uncertain* entries are partially supported claims that require follow-up, each annotated with a URL to visit or a query to re-run. This structured state encodes the agent’s epistemic state, allowing the resumed agent to distinguish between what it knows, doubts, and still needs to verify.

During an agent trajectory, as shown in Figure 4, context management is triggered once the context window usage exceeds a threshold, using a *Context Condenser* model G_{cond} . We instantiate G_{cond} with GPT-5-mini; see Appendix H for the prompt. The condenser takes as input the full raw history, which includes search queries and results, visited URLs with extracted content, reasoning traces, and any previously summarized memory, and then produces an updated Context State. After condensation, QUEST resumes in a fresh context window initialized with the updated Context State. Uncertain entries guide subsequent search and verification actions, while untrusted entries are deprioritized and not actively reused unless further verification is required. By reusing previously verified claims without redundant tool calls, the structured Context State enables coherent, citation-grounded knowledge synthesis across long-horizon research tasks.

4 Training

QUEST training pipeline includes three stages: mid-training (MT), supervised fine-tuning (SFT), and reinforcement learning (RL). Each stage plays a complementary role in shaping agent behaviors: MT adapts the base model to long-horizon search interaction, SFT teaches the agent to imitate high-quality tool-use trajectories, and RL optimizes the policy using rubric-based and fact-checking rewards.

4.1 Trajectory Collection

The SFT training requires full agent trajectories for queries generated from our data synthesis pipeline. We collected such trajectories by running a teacher model G_{traj} on the synthesized task set, where the model iteratively interacts with tools in our tool set and conditions on the returned observations. We use Tongyi DeepResearch (Tongyi et al., 2025) as G_{traj} , and use GPT-5.2 to polish the final report for open-ended tasks.

Given a training query, we prompt G_{traj} to solve it and evaluate the output with the query-specific evaluation protocol. If the score exceeds a threshold ϵ , we retain the generated trajectory as an SFT target for this query. For objective tasks, where the initial trajectory does not meet this threshold, we apply a reflection-based retry strategy (Zhang et al., 2025): the fine-grained evaluation result from the protocol is injected into the prompt as a hint, and G_{traj} is prompted to attempt the query again. The retried trajectory is retained if its evaluation score exceeds ϵ . We set $\epsilon = 1$ for objective tasks and 0.475 for open-ended tasks.

Inline Citation Format. To improve the readability and verifiability of generated reports, we standardize all outputs into an inline citation format, where each factual claim is directly annotated with the URL of its supporting source. Specifically, for each trajectory, we employ GPT-5-mini to retrospectively insert inline citations into the original response, drawing on both the reasoning trace and the Context State—which records the full history of visited web content and extracted information. This also establishes the citation grounding output structure that the fact-checking reward in the RL stage will later reinforce.

4.2 Mid-Training

The MT stage consists of two auxiliary tasks that equip the base model with long-context understanding and awareness of the Context State structure, which the agent relies on in later stages.

1) Context Summarization. Given a long history context, the model is required to produce a structured Context State JSON of the form described in Section 3. The summaries used as supervision targets are produced by GPT-5-mini during data synthesis and reused here directly, avoiding additional annotation cost while ensuring that the Context State format is consistent with the agent process during inference. **2) Relevant Information Extraction.** Given a raw HTML page and an extraction goal, the model is required to produce a goal-relevant summary that filters out navigation elements, advertisements, and off-topic content. This trains the model to attend selectively within long, noisy contexts, a capability that is prerequisite to effective web-based research but largely absent in models trained on clean document corpora.

Both tasks require no additional data collection. The relevant information extraction targets are derived directly from the output of the visit tool from trajectories in Section 4.1, and the context summarization targets are produced by G_{cond} throughout the pipeline, making MT a natural byproduct of the overall framework rather than an annotation effort. For more details, please refer to Appendix A.3.

4.3 Supervised Fine-Tuning

Following MT, the SFT stage trains the model on trajectories from Section 4.1 using the next-token prediction objective. Given a full training trajectory, we first transform it into multiple session-level training instances for efficient optimization. We define a session as a contiguous segment of interaction between two consecutive context condensation events. Concretely, each session contains all tokens from the current working context after the previous context condenser is applied, up to (but not including) the next condensation step. Thus, each completed trajectory is divided into multiple sessions, depending on how many times the context condenser is triggered. This design aligns the training unit with the agent’s effective working context during inference. We provide more discussion about the advantages of session-level training in Appendix B.

4.4 Reinforcement Learning

In the RL stage, we use GRPO-style outcome-based reinforcement tuning (Guo et al., 2025). The reward function combines the rubric-tree reward with the fact-checking reward defined below. We follow the same session-level training strategy as in the SFT stage.

Rubric-tree Rewards. The rubric-tree reward s_{rubric} of an agent’s response is derived from the evaluation score calculated by the query-specific evaluation protocol. For objective tasks, we directly use this score as s_{rubric} . For open-ended tasks, the protocol produces a raw pairwise score comparing the agent response with a reference response, which we calibrate into ordered discrete reward levels by mapping higher pairwise scores to larger rewards. In our implementation, pairwise scores above 0.5 are assigned $s_{rubric} = 1.0$; scores in $[0.475, 0.5)$, $[0.45, 0.475)$, and $[0.425, 0.45)$ are assigned 0.75, 0.5, and 0.25, respectively; and scores below 0.425 are assigned 0. This preserves the relative ordering of responses while making the reward signal more separable and less sensitive to small score fluctuations.

Fact-checking Rewards. For both objective and open-ended tasks, we add a fact-checking reward s_{fact} to encourage the agent to ground its responses in verifiable sources through its inline citations. For each response, we first extract cited fact–URL pairs from the answer, de-duplicate them, retrieve the referenced webpages, and use an LLM-based evaluator (i.e. GPT-5-mini) to label each citation as *supported*, *unsupported*, or *unknown*. We then calculate s_{fact} as the fraction of supported citations among citations with determinate labels, i.e., those labeled as either supported or unsupported. The final reward R is calculated by:

$$R = 0.75 \cdot s_{rubric} + 0.25 \cdot \min(s_{fact}, s_{rubric}), \quad (1)$$

where $s_{rubric}, s_{fact} \in [0, 1]$. The min operator upper-bounds the fact-checking contribution by the rubric-tree reward. This prevents responses with well-supported citations but poor task completion from receiving inflated rewards, and removes the fact-checking contribution when the underlying content is entirely incorrect.

Reward and Advantage Propagation. For each input prompt, we sample a group of rollouts. For each rollout i , we compute a scalar reward R_i based on its full response and assign this reward to all sessions derived from the same rollout. The advantage for each rollout is computed by normalizing its reward within the group:

$$A_i = \frac{R_i - \mu_g}{\sigma_g + \epsilon}, \quad (2)$$

where μ_g and σ_g are the mean and standard deviation computed over unique rollouts in group g . When the context condenser produces multiple sessions per rollout, these are deduplicated during normalization so that all sessions derived from the same rollout share a single advantage value. We then optimize the policy using the standard GRPO objective (Shao et al., 2024), excluding the KL penalty.

5 Infrastructure

During training and inference, QUEST is equipped with a practical tool set to interact with external environments. Specifically, the tool set includes: 1) **Google Search** for retrieving relevant online results for a given query; 2) **Visit**, which reads webpages and summarizes information conditioned on the goal of extracting key information from the HTML; 3) **Python Interpreter** for computation; 4) **Google Scholar** for accessing academic publications. For the summarization model used in the **Visit** tool, we adopt GPT-5-mini.

While these tools are essential for the agent’s capabilities, training a deep research agent at scale introduces infrastructure challenges that go beyond standard LLM post-training. The agent must interact with live web content throughout data synthesis, SFT trajectory collection, and RL rollout—each of which involves hundreds of search queries and URL visits executed in parallel. Without careful infrastructure design, these external calls become prohibitively expensive and slow. QUEST addresses this through a dual-cache system that intercepts all search and visit operations before they reach the live API. Repeated queries and URL visits during data construction, SFT, and RL rollout are served from cache rather than billed as API calls.

Search and Scholar Cache. We build the search and scholar cache online during data synthesis and training: whenever a live search API call is made, the query and returned results are written into a persistent cache for future reuse. Every new search query first undergoes exact-match lookup against this cache. On a cache hit, results are returned immediately without an API call. On a miss, the query is passed to the FAISS retrieval system (Johnson et al., 2019) for semantic similarity search: if a sufficiently similar query with cosine similarity above threshold already exists in the cache, its results are returned as a proxy. Only when both exact and semantic lookup fail does the system fall through to the live search API, at which point the result is written back to the cache for future use. We use Serper as the live API.

Visit Cache. Visit tool follows a simpler exact-match policy. Each URL is checked against a persistent cache keyed by the full URL string. On a hit, the stored page content is returned directly. On a miss, the live page accessed is fetched and cached. This eliminates redundant fetches of the same page across different training runs. We use Jina as the live API.

Fully Asynchronous Rollout, Evaluation, and Training for RL. Built on top of VERL’s fully asynchronous policy optimization framework (Sheng et al., 2024), which decouples rollout and training, we further extend the pipeline by making evaluation fully asynchronous. Specifically, beyond overlapping the Rollouter and the Trainer, we offload time-consuming task-specific evaluation to a pool of asynchronous Ray actors dedicated to executing the evaluation function. This extension is particularly important for rubric-tree-based evaluation. Unlike traditional rule-based rewards that can often be computed via simple heuristic checks, rubric-tree evaluators require structured assessment over multiple criteria nodes, leading to an average evaluation time of around 4 minutes and up to 30 minutes in long-tail cases in our tests. To mitigate this, once a trajectory is generated, it is immediately dispatched to the evaluation pool. Instead of stalling the pipeline until an entire generation batch is scored, the training process continuously pulls evaluated samples from a shared queue. A model update is triggered asynchronously as soon as enough scored samples are accumulated to form a training batch. Consequently, slower evaluations from earlier rollouts are naturally absorbed into subsequent training steps alongside faster recent samples. To support stable training, we further introduce evaluator timeout control and interruption-aware reward handling, allowing in-flight evaluations to be resumed or safely reissued during parameter synchronization. Overall, this design reduces pipeline bubbles caused by both long-tail rollouts and long-tail evaluators, improving the efficiency of RL training.

6 Experiments

6.1 Setup

Training. Given that most existing open deep research agents chose a base model with around 30B parameters, we take Qwen3.5-35B-A3B (Qwen Team, 2026) as our default base model, and apply our full training recipe to obtain QUEST-35B. We use 8K instances generated through our data synthesis pipeline for SFT and RL

Table 1 Data distribution across different training stages. C.S. denotes the context summarization task, and R.I.E. denotes the relevant information extraction task. In MT, task, trajectory, and session are equivalent due to the single-turn setting.

Stage	Type	Data Category		
		#Task	#Traj.	#Session
MT	C.S.	309,346		
	R.I.E.	1,052,663		
SFT	Objective	5,070	19,435	39,861
	Open-ended	1,958	4,485	11,903
RL	Objective	864	–	–
	Open-ended	269	–	–

Table 2 Benchmark sizes (full set and subset) and evaluation metrics for the benchmarks used in QUEST. Acc. denotes accuracy, SR denotes success rate, and Overall denotes the average across all evaluation metrics. For DRB, we report the RACE score.

Benchmark	Size (Full / Subset)	Criterion
BrowseComp	1,266 / 130	Acc.
Mind2Web 2	120 / –	SR
HLE-Text	2,158 / 130	Acc.
DeepResearch Bench	100 / –	Overall
BrowseComp-Plus	830 / 130	Acc.
WideSearch	200 / 100	Acc.
GAIA-Text	103 / –	Acc.
LiveResearchBench	100 / –	Overall

training in total. Table 1 presents the data distributions across different training stages. Please refer to Appendix A and E for more details.

Benchmark Evaluation. We evaluate QUEST on eight deep research benchmarks: six objective benchmarks, including BrowseComp (BC; (Wei et al., 2025)), Mind2Web 2 (M2W2; (Gou et al.)), Humanity’s Last Exam (HLE; (Phan et al., 2025)), BrowseComp-Plus (BC-Plus; (Chen et al., 2025)), WideSearch (Wong et al., 2025), and GAIA (Mialon et al., 2023), and two open-ended benchmarks, DeepResearch Bench (DRB; (Du et al., 2025)) and LiveResearchBench (LRB; (Wang et al., 2026)). For the results in Figure 1, we use the official full test sets, except for HLE and GAIA, where we evaluate on the text-only versions. Unless otherwise specified, ablation studies and analyses of BC, HLE, WideSearch, and BC-Plus are conducted on sampled subsets due to the high cost of full set evaluation. For details on the subset splits of the benchmarks, please refer to Table 2 and Appendix F.

Baselines. We compare QUEST-35B against prior deep research agents in two categories: (1) *Frontier proprietary agents*, including OpenAI DeepResearch (OpenAI-DR) (OpenAI, 2025c), GPT-5 (Singh et al., 2026), Claude Opus 4.5, and Gemini 3 Pro; and (2) *open-weight agents at a similar scale*, including Tongyi DeepResearch (Qwen3-30B-A3B) (Tongyi et al., 2025), OpenResearcher (Nemotron-3-Nano-30B-A3B) (Li et al., 2026), and DR Tulu (Qwen3-8B) (Shao et al., 2025), where parentheses indicate the base models. Since work for these models reports results on only a subset of our chosen benchmarks, we run Tongyi-DR and OpenResearcher ourselves to fill in missing numbers for a complete comparison. For DR Tulu, we evaluate it on Mind2Web 2 ourselves and find that it is good at open-ended tasks that focus on report synthesis, but not at objective tasks, so we do not further evaluate it on other benchmarks. Although RedSearcher (Chu et al., 2026) is claimed to be open-weight, its model weights were not publicly available at the time of our experiments; we therefore do not report its results.

6.2 Results

Quest-35B establishes a new state of the art among open-weight agents and approaches proprietary agents.

As shown in Table 3, across almost all evaluated benchmarks, QUEST-35B consistently achieves new state-of-the-art performance among open-weight agents at around the 30B scale (e.g., Tongyi-DR, RedSearcher). On several benchmarks, QUEST-35B even matches or slightly surpasses closed-source agents, including OpenAI-DR on DeepResearch Bench (48.2% vs. 47.0%) and Mind2Web 2 (30.7% vs. 28.0%), as well as GPT-5 on GAIA (80.8% vs. 76.4%). These results substantially narrow the gap between open-weight and proprietary deep research systems. These results highlight the effectiveness of our training recipe.

Existing open-weight agents fall short on out-of-distribution tasks, while Quest recipe leads to overall best performance. For a fair comparison with open-weight models at exactly the 30B scale, we further apply the QUEST recipe to Qwen3-30B-A3B (Yang et al., 2025), resulting in our QUEST-30B model. We directly

Table 3 Comparison of proprietary and open deep research agents across eight benchmarks. Results marked with † are obtained from our implementation using the official evaluation scripts on the full set. * denotes results obtained using the discard-all strategy (Anthropic, 2025a; Kimi et al., 2026; Chu et al., 2026) on the full set for fair comparison with proprietary agents. The highest score is marked in bold, and the second is underlined.

Model	Objective Tasks						Open-Ended Tasks	
	BC	BC-Plus	M2W2	WideSearch	HLE	GAIA	DRB	LRB
Frontier Proprietary Agents								
GPT-5	59.9	<u>71.7</u>	-	54.0	35.2	<u>76.4</u>	-	<u>73.1</u>
Claude Opus 4.5	67.8	83.0	-	76.2	<u>43.2</u>	-	50.6	-
Gemini 3 Pro	59.2	-	-	57.0	45.8	-	<u>49.6</u>	-
OpenAI-DR	51.5	-	28.0	-	26.6	67.4	47.0	-
Open-Weight Agents								
Tongyi-DR	43.4	44.5	16.7 [†]	37.3 [†]	32.9	70.9	40.5	56.3 [†]
OpenResearcher	26.3	54.8	14.8 [†]	19.2 [†]	19.6 [†]	64.1	35.4 [†]	61.3 [†]
DR Tulu	-	-	1.6 [†]	-	-	-	43.4	-
QUEST-30B	37.0	48.2	<u>28.6</u>	54.2	24.6	69.0	45.3	74.1
QUEST-35B	45.5 / <u>64.6</u> *	61.0 / 69.5*	30.7	<u>60.6</u>	37.2	80.8	48.2	68.2

compare QUEST-30B with Tongyi-DR and OpenResearcher. At the same parameter scale, our model achieves the best performance on 4 out of 8 benchmarks, including tasks that require strong *citation grounding* and *report synthesis* capabilities, such as Mind2Web 2 and DeepResearch Bench. On the remaining benchmarks, Tongyi-DR performs best on BrowseComp, HLE, and GAIA, which rely heavily on the *fact seeking* ability, a capability explicitly supported by Tongyi-DR’s single-answer synthetic data. In contrast, OpenResearcher performs best on BrowseComp-Plus, a fully offline benchmark that closely matches its data synthesis recipe. These results suggest that the capabilities exhibited by a deep research agent are shaped by its data synthesis recipe, and our recipe provides the best coverage of these capabilities.

6.3 Insights from Controlled Studies

Best Performance Obtained by Combining MT, SFT, and RL. To better understand the impact of our training stages and training data on final performance, we systematically analyze QUEST-35B under different stages. We consider four model variants: 1) *Vanilla*, the base checkpoint identical to Qwen3.5-35B-A3B; 2) *SFT*, obtained by applying SFT to the Vanilla model; 3) *MT+SFT*, obtained by first performing MT on the Vanilla model followed by SFT; 4) *MT+SFT+RL*, our full training recipe, which further applies RL on top of MT+SFT. Figure 5 presents the results.

We observe that the effect of each training stage is nuanced across benchmarks. Simple SFT improves most objective benchmarks, but degrades open-ended performance relative to the Vanilla baseline. The only objective benchmark that SFT hurts is BC-Plus, because it allows only a single **search** tool during evaluation, while heavy SFT makes the model more likely to call disallowed tools due to overfitting to the training-time tool-use pattern. MT further improves performance on top of SFT overall, suggesting that the benefit of our auxiliary tasks generalizes across benchmarks. Interestingly, RL substantially improves performance on open-ended tasks, but slightly sacrifices performance on HLE and GAIA. We hypothesize that HLE and GAIA require not only search, but strong expert-level reasoning and in-depth analysis. Since our RL objective goals are primarily optimized for deep research behaviors, including report synthesis like readability-oriented responses, this specialization may partially weaken the model’s general reasoning capability, a phenomenon similar to the *alignment tax* (Ouyang et al., 2022). Overall, *MT+SFT+RL* performs best among the compared variants, demonstrating that general-purpose deep research benefits from all three training stages.

Small LLMs Can be Strong Deep Research Agents. Developing capable agents based on smaller models is practically meaningful, especially for compute-constrained scenarios or high-stakes domains such as healthcare, where hosting agents locally is desired due to privacy concerns. To study this, we conduct SFT on the 2B, 4B, and 9B versions of Qwen3.5 (Qwen Team, 2026) using the same training data and inference configurations as

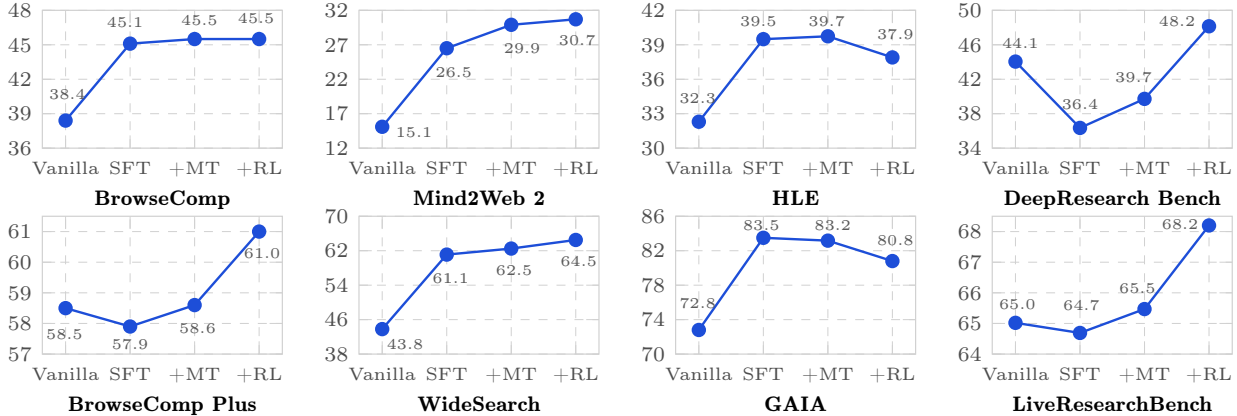


Figure 5 Ablation study on the effect of training stages. Score progression of QUEST-35B across three training stages. All results are based on agents using the context condenser.

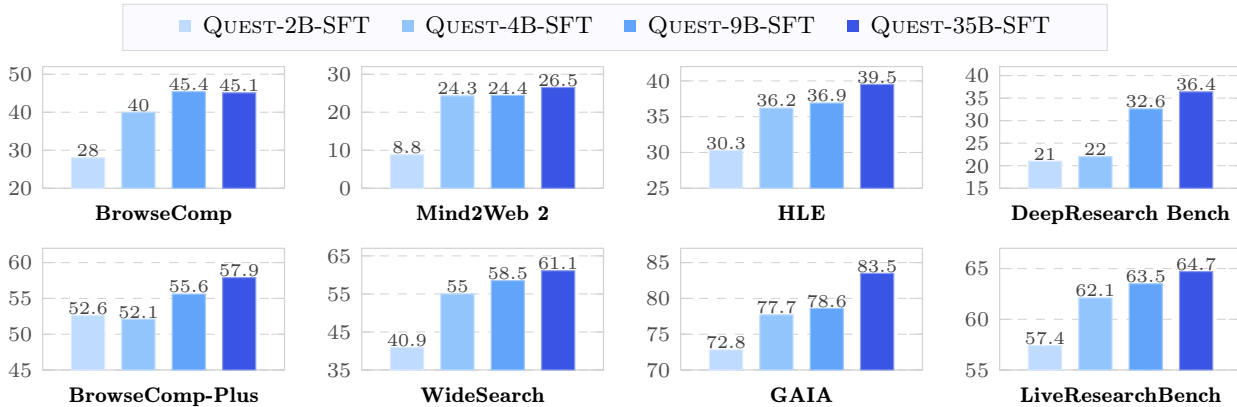


Figure 6 Benchmark performance across different QUEST model sizes. For BrowseComp, HLE, and BrowseComp-Plus, we evaluate on subsets. For GAIA, we report results on GAIA-Text-103.

our previous experiments, which allows us to study how performance changes as model size scales.

Surprisingly, as shown in Figure 6, downscaling model size does not lead to substantial degradation on most benchmarks, although overall performance generally improves with larger LLMs. Even a 2B model achieves competitive performance on *fact seeking* benchmarks such as HLE and GAIA, matching or even outperforming models like OpenAI-DeepResearch and o3 (OpenAI, 2025b,c) (e.g., o3 scores 24.9% on HLE and 70.5% on GAIA). This highlights the robustness of our synthetic data across model scales, as SFT alone yields strong performance even with a 2B model. However, this advantage does not fully transfer to benchmarks that heavily require *report synthesis*, such as DeepResearch Bench and LiveResearchBench, where the 2B model lags far behind. Overall, our findings suggest a promising direction for deploying small LLMs for *fact seeking* search tasks, while also highlighting the challenge of extending their capabilities to more open-ended settings.

7 Unsuccessful Attempts

In this section, we share some of our unsuccessful attempts during the preliminary experimental stage below, with the hope that these empirical insights will inform and benefit future efforts.

7.1 Search Result Prediction in Mid-training

Prior work (Zhang et al., 2025) has shown that search result prediction can be beneficial for search scenarios. Motivated by this, we incorporate a similar objective into our mid-training pipeline. Specifically, following Zhang et al. (2025), we summarize retrieved search results and formulate the task as next-token prediction

over the summarized content. When used in isolation, this objective yields performance improvements, especially on some search-heavy tasks, like BrowseComp. However, adding it to our current mid-training objective mixture consistently hurts overall performance. We hypothesize that this interference arises from redundancy with our context-related objectives. In particular, the *Context Summarization* task also requires the model to condense search results into a structured Context State, which may overlap with the functionality of search result prediction. This redundancy could lead to conflicting learning signals during joint training. We leave a more principled integration of these objectives to future work.

7.2 Rubric-Based Error Identification in Mid-training

Given a generated answer, a rubric tree can provide fine-grained error analysis, which suggests a potential training signal for teaching the model to identify its own mistakes and improve response quality. Motivated by this, we introduce a mid-training task where the model is asked to predict potential issues in a given answer. However, in our preliminary experiments, this objective yields only marginal improvements. We hypothesize that this limitation stems from the lack of access to external evidence during this stage. As a result, the model can only identify superficial or commonsense errors, while failing to detect more complex factual or evidence-dependent issues, which are relatively rare in generated responses. This suggests that rubric-based error prediction alone is insufficient as a standalone training signal without grounding in external knowledge.

7.3 Direct Policy Optimization (DPO) for Report Comparison

To improve report generation on open-ended tasks, we explore a direct policy optimization objective based on pairwise report comparison. Given two candidate reports for the same task, we construct preference pairs using rubric-tree scores and train the policy to favor higher-quality outputs, following the DPO paradigm (Rafailov et al., 2023). However, in our experiments, this approach does not yield improvements. Constructing reliable preference pairs incurs additional overhead, and training tends to be unstable and prone to overfitting, resulting in limited gains in final report quality. We hypothesize that this limitation arises from the inherently high variance and ambiguity in long-form report comparison. Unlike short responses, reports often differ along multiple dimensions (e.g., coverage, organization, and evidence use), making it difficult to derive reliable pairwise preferences. Moreover, small differences in rubric scores may not correspond to meaningful qualitative distinctions, further weakening the training signal.

7.4 Evaluation for Open-ended Tasks

To provide reliable reward signals for open-ended task evaluation, we explored two scoring strategies before arriving at our final design.

1. **Pointwise Scoring.** We first adopted a pointwise scoring method, where each rubric criterion is assessed on a three-tier scale: *Not Satisfied* (0), *Partially Satisfied* (0.5), and *Satisfied* (1). However, this scheme suffered from severe score inflation: the score reached approximately 1 in $\sim 50\%$ of cases, which makes it extremely difficult to distinguish between good and poor responses. We hypothesize this is due to the absence of a comparative reference: without a baseline, the judge model exhibits a strong high-score bias to favor the user.
2. **Pairwise Win/Tie/Lose.** To introduce a comparative reference, we generated a report for each query using a teacher model and switched to a ternary pairwise scoring rule with scores $\{0, 0.5, 1\}$ corresponding to loss, tie, and win, respectively. However, since our model’s early performance was consistently below that of the teacher, the judge assigned “lose” in nearly all cases, collapsing scores toward zero and rendering the signal unusable for both SFT filtering and RL training.

Both failure modes motivated our final pairwise scoring design described in Section 2.2.

8 Conclusion

QUEST is an open family of general-purpose deep research agents capable of solving long-horizon tasks that require *fact seeking*, *report synthesis*, and *citation grounding*. The largest model, QUEST-35B, achieves the best overall performance among recent open-weight agents and approaches or even surpasses closed-source agents across eight benchmarks. Beyond the models themselves, the central contribution is an open, reproducible recipe: rubric-tree-based data synthesis, structured context management, efficient training infrastructure, and a staged training pipeline combining mid-training, supervised finetuning, and RL. We hope this work provides a strong open foundation for future deep research agents.

9 Acknowledgments

The authors thank colleagues from the OSU NLP group for their constructive feedback. This research was supported in part by NSF CAREER Awards #1942980 and #2443149, the Alfred P. Sloan Research Fellowship, and gifts from Amazon, Cisco, and Intuit. We also acknowledge the computational resources provided by the Ohio Supercomputer Center ([Ohio Supercomputer Center, 1987](#)). The views and conclusions contained herein are those of the authors and should not be interpreted as representing the official policies, either expressed or implied, of the U.S. Government. The U.S. Government is authorized to reproduce and distribute reprints for Government purposes, notwithstanding any copyright notice herein.

References

- Anthropic. System card: Claude opus 4.5. <https://www-cdn.anthropic.com/bf10f64990cfda0ba858290be7b8cc6317685f47.pdf>, November 2025a.
- Anthropic. Claude takes research to new places. <https://claude.com/blog/research>, 2025b.
- Zijian Chen, Xueguang Ma, Shengyao Zhuang, Ping Nie, Kai Zou, Andrew Liu, Joshua Green, Kshama Patel, Ruoxi Meng, Mingyi Su, Sahel Sharifmoghammad, Yanxi Li, Haoran Hong, Xinyu Shi, Xuye Liu, Nandan Thakur, Crystina Zhang, Luyu Gao, Wenhui Chen, and Jimmy Lin. Browsecomp-plus: A more fair and transparent evaluation benchmark of deep-research agent. *arXiv preprint arXiv:2508.06600*, 2025.
- Zheng Chu, Xiao Wang, Jack Hong, Huiming Fan, Yuqi Huang, Yue Yang, Guohai Xu, Chenxiao Zhao, Cheng Xiang, Shengchao Hu, et al. Redsearcher: A scalable and cost-efficient framework for long-horizon search agents. *arXiv preprint arXiv:2602.14234*, 2026.
- Mingxuan Du, Benfeng Xu, Chiwei Zhu, Xiaorui Wang, and Zhendong Mao. Deepresearch bench: A comprehensive benchmark for deep research agents. *arXiv preprint arXiv:2506.11763*, 2025.
- Yunfan Gao, Yun Xiong, Xinyu Gao, Kangxiang Jia, Jinliu Pan, Yuxi Bi, Yixin Dai, Jiawei Sun, Haofen Wang, Haofen Wang, et al. Retrieval-augmented generation for large language models: A survey. *arXiv preprint arXiv:2312.10997*, 2(1):32, 2023.
- GLM-5-Team, :, Aohan Zeng, Xin Lv, Zhenyu Hou, Zhengxiao Du, Qinkai Zheng, Bin Chen, Da Yin, Chendi Ge, Chenghua Huang, Chengxing Xie, Chenzheng Zhu, Congfeng Yin, Cunxiang Wang, Gengzheng Pan, Hao Zeng, Haoke Zhang, Haoran Wang, Huilong Chen, Jiajie Zhang, Jian Jiao, Jiaqi Guo, Jingsen Wang, Jingzhao Du, Jinzhu Wu, Kedong Wang, Lei Li, Lin Fan, Lucen Zhong, Mingdao Liu, Mingming Zhao, Pengfan Du, Qian Dong, Rui Lu, Shuang-Li, Shulin Cao, Song Liu, Ting Jiang, Xiaodong Chen, Xiaohan Zhang, Xuancheng Huang, Xuezhen Dong, Yabo Xu, Yao Wei, Yifan An, Yilin Niu, Yitong Zhu, Yuanhao Wen, Yukuo Cen, Yushi Bai, Zhongpei Qiao, Zihan Wang, Zikang Wang, Zilin Zhu, Ziqiang Liu, Zixuan Li, Bojie Wang, Bosi Wen, Can Huang, Changpeng Cai, Chao Yu, Chen Li, Chengwei Hu, Chenhui Zhang, Dan Zhang, Daoyan Lin, Dayong Yang, Di Wang, Ding Ai, Erle Zhu, Fangzhou Yi, Feiyu Chen, Guohong Wen, Hailong Sun, Haisha Zhao, Haiyi Hu, Hanchen Zhang, Hanrui Liu, Hanyu Zhang, Hao Peng, Hao Tai, Haobo Zhang, He Liu, Hongwei Wang, Hongxi Yan, Hongyu Ge, Huan Liu, Huanpeng Chu, Jia’ni Zhao, Jiachen Wang, Jiajing Zhao, Jiamin Ren, Jiapeng Wang, Jiaxin Zhang, Jiayi Gui, Jiayue Zhao, Jijie Li, Jing An, Jing Li, Jingwei Yuan, Jinhua Du, Jinxin Liu, Junkai Zhi, Junwen Duan, Kaiyue Zhou, Kangjian Wei, Ke Wang, Keyun Luo, Laiqiang Zhang, Leigang Sha, Liang Xu, Lindong Wu, Lintao Ding, Lu Chen, Minghao Li, Nianyi Lin, Pan Ta, Qiang Zou, Rongjun Song, Ruiqi Yang, Shangqing Tu, Shangtong Yang, Shaoxiang Wu, Shengyan Zhang, Shijie Li, Shuang Li, Shuyi Fan, Wei Qin, Wei Tian, Weining Zhang, Wenbo Yu, Wenjie Liang, Xiang Kuang, Xiangmeng Cheng, Xiangyang Li, Xiaoquan Yan, Xiaowei Hu, Xiaoying Ling, Xing Fan, Xingye Xia, Xinyuan Zhang, Xinze Zhang, Xirui Pan, Xu Zou, Xunkai Zhang, Yadi Liu, Yandong Wu, Yanfu Li, Yidong Wang, Yifan Zhu, Yijun Tan, Yilin Zhou, Yiming Pan, Ying Zhang, Yinpei Su, Yipeng Geng, Yong Yan, Yonglin Tan, Yuean Bi, Yuhan Shen, Yuhao Yang, Yujiang Li, Yunan Liu, Yunqing Wang, Yuntao Li, Yurong Wu, Yutao Zhang, Yuxi Duan, Yuxuan Zhang, Zezhen Liu, Zhengtao Jiang, Zhenhe Yan, Zheyu Zhang, Zhixiang Wei, Zhuo Chen, Zhuoer Feng, Zijun Yao, Ziwei Chai, Ziyuan Wang, Zuzhou Zhang, Bin Xu, Minlie Huang, Hongning Wang, Juanzi Li, Yuxiao Dong, and Jie Tang. Glm-5: from vibe coding to agentic engineering, 2026. URL <https://arxiv.org/abs/2602.15763>.
- Google DeepMind. Gemini 1.5 pro and deep research capabilities. <https://gemini.google.com/>, February 2025.
- Boyu Gou, Zanning Huang, Yuting Ning, Yu Gu, Michael Lin, Weijian Qi, Andrei Kopanov, Botao Yu, Bernal Jimenez Gutierrez, Yiheng Shu, et al. Mind2web 2: Evaluating agentic search with agent-as-a-judge. In *The Thirty-ninth Annual Conference on Neural Information Processing Systems Datasets and Benchmarks Track*.
- Daya Guo, Dejian Yang, Haowei Zhang, Junxiao Song, Peiyi Wang, Qihao Zhu, Runxin Xu, Ruoyu Zhang, Shirong Ma, Xiao Bi, et al. Deepseek-r1 incentivizes reasoning in llms through reinforcement learning. *Nature*, 645(8081): 633–638, 2025.
- Xanh Ho, Anh-Khoa Duong Nguyen, Saku Sugawara, and Akiko Aizawa. Constructing a multi-hop qa dataset for comprehensive evaluation of reasoning steps. In *COLING’20*, pages 6609–6625, 2020.
- Liang Hu, Jianpeng Jiao, Jiashuo Liu, Yanle Ren, Zhoufutu Wen, Kaiyuan Zhang, Xuanliang Zhang, Xiang Gao, Tianci He, Fei Hu, et al. Finsearchcomp: Towards a realistic, expert-level evaluation of financial search and reasoning. *arXiv preprint arXiv:2509.13160*, 2025.

- Jeff Johnson, Matthijs Douze, and Hervé Jégou. Billion-scale similarity search with GPUs. *IEEE Transactions on Big Data*, 7(3):535–547, 2019.
- Kimi, Tongtong Bai, Yifan Bai, Yiping Bao, SH Cai, Yuan Cao, Y Charles, HS Che, Cheng Chen, Guanduo Chen, et al. Kimi k2. 5: Visual agentic intelligence. *arXiv preprint arXiv:2602.02276*, 2026.
- Patrick Lewis, Ethan Perez, Aleksandra Piktus, Fabio Petroni, Vladimir Karpukhin, Naman Goyal, Heinrich Küttler, Mike Lewis, Wen-tau Yih, Tim Rocktäschel, et al. Retrieval-augmented generation for knowledge-intensive nlp tasks. *Advances in neural information processing systems*, 33:9459–9474, 2020.
- Kuan Li, Zhongwang Zhang, Huifeng Yin, Liwen Zhang, Litu Ou, Jialong Wu, Wenbiao Yin, Baixuan Li, Zhengwei Tao, Xinyu Wang, et al. Websailor: Navigating super-human reasoning for web agent. *arXiv preprint arXiv:2507.02592*, 2025.
- Zhuofeng Li, Dongfu Jiang, Xueguang Ma, Haoxiang Zhang, Ping Nie, Yuyu Zhang, Kai Zou, Jianwen Xie, Yu Zhang, and Wenhui Chen. Openresearcher: A fully open pipeline for long-horizon deep research trajectory synthesis, 2026. URL <https://arxiv.org/abs/2603.20278>.
- Grégoire Mialon, Clémentine Fourier, Craig Swift, Thomas Wolf, Yann LeCun, and Thomas Scialom. Gaia: a benchmark for general ai assistants, 2023.
- Moonshot AI. Kimi-researcher: End-to-end rl training for emerging agentic capabilities. <https://moonshotai.github.io/Kimi-Researcher/>, 2025.
- Ohio Supercomputer Center. Ohio Supercomputer Center, 1987. URL <https://ror.org/01apna436>.
- OpenAI. Introducing deep research. <https://openai.com/index/introducing-deep-research/>, 2025a.
- OpenAI. Introducing o3 and o4-mini. <https://openai.com/index/introducing-o3-and-o4-mini/>, April 2025b.
- OpenAI. Introducing deep research. <https://openai.com/index/introducing-deep-research/>, February 2025c.
- Long Ouyang, Jeff Wu, Xu Jiang, Diogo Almeida, Carroll L. Wainwright, Pamela Mishkin, Chong Zhang, Sandhini Agarwal, Katarina Slama, Alex Ray, John Schulman, Jacob Hilton, Fraser Kelton, Luke Miller, Maddie Simens, Amanda Askell, Peter Welinder, Paul Christiano, Jan Leike, and Ryan Lowe. Training language models to follow instructions with human feedback, 2022. URL <https://arxiv.org/abs/2203.02155>.
- Long Phan, Alice Gatti, Ziwen Han, Nathaniel Li, Josephina Hu, Hugh Zhang, Chen Bo Calvin Zhang, Mohamed Shaaban, John Ling, Sean Shi, et al. Humanity’s last exam. *arXiv preprint arXiv:2501.14249*, 2025.
- Qwen Team. Qwen3.5: Towards native multimodal agents, February 2026. URL <https://qwen.ai/blog?id=qwen3.5>.
- Rafael Rafailov, Archit Sharma, Eric Mitchell, Christopher D Manning, Stefano Ermon, and Chelsea Finn. Direct preference optimization: Your language model is secretly a reward model. *Advances in neural information processing systems*, 36:53728–53741, 2023.
- Rulin Shao, Akari Asai, Shannon Zejiang Shen, Hamish Ivison, Varsha Kishore, Jingming Zhuo, Xinran Zhao, Molly Park, Samuel G. Finlayson, David Sontag, Tyler Murray, Sewon Min, Pradeep Dasigi, Luca Soldaini, Faeze Brahman, Wen tau Yih, Tongshuang Wu, Luke Zettlemoyer, Yoon Kim, Hannaneh Hajishirzi, and Pang Wei Koh. Dr tulul: Reinforcement learning with evolving rubrics for deep research, 2025. URL <https://arxiv.org/abs/2511.19399>.
- Zhihong Shao, Peiyi Wang, Qihao Zhu, Runxin Xu, Junxiao Song, Xiao Bi, Haowei Zhang, Mingchuan Zhang, YK Li, Yang Wu, et al. Deepseekmath: Pushing the limits of mathematical reasoning in open language models. *arXiv preprint arXiv:2402.03300*, 2024.
- Manasi Sharma, Chen Bo Calvin Zhang, Chaithanya Bandi, Clinton Wang, Ankit Aich, Huy Nghiem, Tahseen Rabbani, Ye Htet, Brian Jang, Sumana Basu, et al. Researchrubrics: A benchmark of prompts and rubrics for evaluating deep research agents. *arXiv preprint arXiv:2511.07685*, 2025.
- Guangming Sheng, Chi Zhang, Zilingfeng Ye, Xibin Wu, Wang Zhang, Ru Zhang, Yanghua Peng, Haibin Lin, and Chuan Wu. Hybridflow: A flexible and efficient rlhf framework. *arXiv preprint arXiv: 2409.19256*, 2024.
- Aaditya Singh, Adam Fry, Adam Perelman, Adam Tart, Adi Ganesh, Ahmed El-Kishky, Aidan McLaughlin, Aiden Low, AJ Ostrow, Akhila Ananthram, Akshay Nathan, Alan Luo, Alec Helyar, Aleksander Madry, Aleksandr Efremov, Aleksandra Spyra, Alex Baker-Whitcomb, Alex Beutel, Alex Karpenko, Alex Makelov, Alex Neitz, Alex Wei, Alexandra Barr, Alexandre Kirchmeyer, Alexey Ivanov, Alexi Christakis, Alistair Gillespie, Allison Tam, Ally Bennett, Alvin Wan, Alyssa Huang, Amy McDonald Sandjideh, Amy Yang, Ananya Kumar, Andre Saraiva, Andrea Vallone, Andrei Gheorghe, Andres Garcia Garcia, Andrew Braunstein, Andrew Liu, Andrew Schmidt, Andrey

Mereskin, Andrey Mishchenko, Andy Applebaum, Andy Rogerson, Ann Rajan, Annie Wei, Anoop Kotha, Anubha Srivastava, Anushree Agrawal, Arun Vijayvergiya, Ashley Tyra, Ashvin Nair, Avi Nayak, Ben Eggers, Bessie Ji, Beth Hoover, Bill Chen, Blair Chen, Boaz Barak, Borys Minaiev, Botao Hao, Bowen Baker, Brad Lightcap, Brandon McKinzie, Brandon Wang, Brendan Quinn, Brian Fioca, Brian Hsu, Brian Yang, Brian Yu, Brian Zhang, Brittany Brenner, Callie Riggins Zetino, Cameron Raymond, Camillo Lugaresi, Carolina Paz, Cary Hudson, Cedric Whitney, Chak Li, Charles Chen, Charlotte Cole, Chelsea Voss, Chen Ding, Chen Shen, Chengdu Huang, Chris Colby, Chris Hallacy, Chris Koch, Chris Lu, Christina Kaplan, Christina Kim, CJ Minott-Henriques, Cliff Frey, Cody Yu, Coley Czarnecki, Colin Reid, Colin Wei, Cory Decareaux, Cristina Scheau, Cyril Zhang, Cyrus Forbes, Da Tang, Dakota Goldberg, Dan Roberts, Dana Palmie, Daniel Kappler, Daniel Levine, Daniel Wright, Dave Leo, David Lin, David Robinson, Declan Grabb, Derek Chen, Derek Lim, Derek Salama, Dibya Bhattacharjee, Dimitris Tsipras, Dinghua Li, Dingli Yu, DJ Strouse, Drew Williams, Dylan Hunn, Ed Bayes, Edwin Arbus, Ekin Akyurek, Elaine Ya Le, Elana Widmann, Eli Yani, Elizabeth Proehl, Enis Sert, Enoch Cheung, Eri Schwartz, Eric Han, Eric Jiang, Eric Mitchell, Eric Sigler, Eric Wallace, Erik Ritter, Erin Kavanaugh, Evan Mays, Evgenii Nikishin, Fangyuan Li, Felipe Petroski Such, Filipe de Avila Belbute Peres, Filippo Raso, Florent Bekerman, Foivos Tsimpourlas, Fotis Chantzis, Francis Song, Francis Zhang, Gaby Raila, Garrett McGrath, Gary Briggs, Gary Yang, Giambattista Parascandolo, Gildas Chabot, Grace Kim, Grace Zhao, Gregory Valiant, Guillaume Leclerc, Hadi Salman, Hanson Wang, Hao Sheng, Haoming Jiang, Haoyu Wang, Haozhun Jin, Harshit Sikchi, Heather Schmidt, Henry Aspegren, Honglin Chen, Huida Qiu, Hunter Lightman, Ian Covert, Ian Kivlichan, Ian Silber, Ian Sohl, Ibrahim Hammoud, Ignasi Clavera, Ikai Lan, Ilge Akkaya, Ilya Kostrikov, Irina Kofman, Isak Etinger, Ishaan Singal, Jackie Hehir, Jacob Huh, Jacqueline Pan, Jake Wilczynski, Jakub Pachocki, James Lee, James Quinn, Jamie Kiros, Janvi Kalra, Jasmyn Samaroo, Jason Wang, Jason Wolfe, Jay Chen, Jay Wang, Jean Harb, Jeffrey Han, Jeffrey Wang, Jennifer Zhao, Jeremy Chen, Jerene Yang, Jerry Tworek, Jesse Chand, Jessica Landon, Jessica Liang, Ji Lin, Jiancheng Liu, Jianfeng Wang, Jie Tang, Jihan Yin, Joanne Jang, Joel Morris, Joey Flynn, Johannes Ferstad, Johannes Heidecke, John Fishbein, John Hallman, Jonah Grant, Jonathan Chien, Jonathan Gordon, Jongsoo Park, Jordan Liss, Jos Kraaijeveld, Joseph Guay, Joseph Mo, Josh Lawson, Josh McGrath, Joshua Vendrow, Joy Jiao, Julian Lee, Julie Steele, Julie Wang, Junhua Mao, Kai Chen, Kai Hayashi, Kai Xiao, Kamyar Salehi, Kan Wu, Karan Sekhri, Karan Sharma, Karan Singhal, Karen Li, Kenny Nguyen, Keren Gu-Lemberg, Kevin King, Kevin Liu, Kevin Stone, Kevin Yu, Kristen Ying, Kristian Georgiev, Kristie Lim, Kushal Tirumala, Kyle Miller, Lama Ahmad, Larry Lv, Laura Clare, Laurance Fauconnet, Lauren Itow, Lauren Yang, Laurentia Romaniuk, Leah Anise, Lee Byron, Leher Pathak, Leon Maksin, Leyan Lo, Leyton Ho, Li Jing, Liang Wu, Liang Xiong, Lien Mamitsuka, Lin Yang, Lindsay McCallum, Lindsey Held, Liz Bourgeois, Logan Engstrom, Lorenz Kuhn, Louis Feувrier, Lu Zhang, Lucas Switzer, Lukas Kondraciuk, Lukasz Kaiser, Manas Joglekar, Mandeep Singh, Mandip Shah, Manuka Stratta, Marcus Williams, Mark Chen, Mark Sun, Marselus Cayton, Martin Li, Marvin Zhang, Marwan Aljube, Matt Nichols, Matthew Haines, Max Schwarzer, Mayank Gupta, Meghan Shah, Melody Y. Guan, Melody Huang, Meng Dong, Mengqing Wang, Mia Glaese, Micah Carroll, Michael Lampe, Michael Malek, Michael Sharman, Michael Zhang, Michele Wang, Michelle Pokrass, Mihai Florian, Mikhail Pavlov, Miles Wang, Ming Chen, Mingxuan Wang, Minnia Feng, Mo Bavarian, Molly Lin, Moose Abdoool, Mostafa Rohaninejad, Nacho Soto, Natalie Staudacher, Natan LaFontaine, Nathan Marwell, Nelson Liu, Nick Preston, Nick Turley, Nicklas Ansmann, Nicole Blades, Nikil Pancha, Nikita Mikhaylin, Niko Felix, Nikunj Handa, Nishant Rai, Nitish Keskar, Noam Brown, Ofir Nachum, Oleg Boiko, Oleg Murk, Olivia Watkins, Oona Gleeson, Pamela Mishkin, Patryk Lesiewicz, Paul Baltescu, Pavel Belov, Peter Zhokhov, Philip Pronin, Phillip Guo, Phoebe Thacker, Qi Liu, Qiming Yuan, Qinghua Liu, Rachel Dias, Rachel Puckett, Rahul Arora, Ravi Teja Mullapudi, Raz Gaon, Reah Miyara, Rennie Song, Rishabh Aggarwal, RJ Marsan, Robel Yemiru, Robert Xiong, Rohan Kshirsagar, Rohan Nuttall, Roman Tsiupa, Ronen Eldan, Rose Wang, Roshan James, Roy Ziv, Rui Shu, Ruslan Nigmatullin, Saachi Jain, Saam Talaie, Sam Altman, Sam Arnesen, Sam Toizer, Sam Toyer, Samuel Miserendino, Sandhini Agarwal, Sarah Yoo, Savannah Heon, Scott Ethersmith, Sean Grove, Sean Taylor, Sebastien Bubeck, Sever Banerjee, Shaokyi Amdo, Shengjia Zhao, Sherwin Wu, Shibani Santurkar, Shiyu Zhao, Shraman Ray Chaudhuri, Shreyas Krishnaswamy, Shuaiqi, Xia, Shuyang Cheng, Shyamal Anadkat, Simón Posada Fishman, Simon Tobin, Siyuan Fu, Somay Jain, Song Mei, Sonya Egoian, Spencer Kim, Spug Golden, SQ Mah, Steph Lin, Stephen Imm, Steve Sharpe, Steve Yadlowsky, Sulman Choudhry, Sungwon Eum, Suvansh Sanjeev, Tabarak Khan, Tal Stramer, Tao Wang, Tao Xin, Tarun Gogineni, Taya Christianson, Ted Sanders, Tejal Patwardhan, Thomas Degry, Thomas Shadwell, Tianfu Fu, Tianshi Gao, Timur Garipov, Tina Sriskandarajah, Toki Sherbakov, Tomek Korbak, Tomer Kaftan, Tomo Hiratsuka, Tongzhou Wang, Tony Song, Tony Zhao, Troy Peterson, Val Kharitonov, Victoria Chernova, Vineet Kosaraju, Vishal Kuo, Vitchyr Pong, Vivek Verma, Vlad Petrov, Wanning Jiang, Weixing Zhang, Wenda Zhou, Wenlei Xie, Wenting Zhan, Wes McCabe, Will DePue, Will Ellsworth, Wulfie Bain, Wyatt Thompson, Xiangning Chen, Xiangyu Qi, Xin Xiang, Xinwei Shi, Yann Dubois, Yaodong Yu, Yara Khakbaz, Yifan Wu, Yilei Qian, Yin Tat Lee, Yinbo Chen, Yizhen Zhang, Yizhong Xiong, Yonglong Tian, Young Cha, Yu Bai, Yu Yang, Yuan Yuan, Yuanzhi Li, Yufeng Zhang, Yuguang Yang, Yujia Jin, Yun Jiang, Yunyun Wang, Yushi Wang, Yutian Liu, Zach Stubenvoll, Zehao Dou, Zheng Wu, and Zhigang Wang. Openai gpt-5 system card, 2026. URL <https://arxiv.org/abs/2601.03267>.

- Jiabin Tang, Lianghao Xia, Zhonghang Li, and Chao Huang. AI-researcher: Autonomous scientific innovation. In *The Thirty-ninth Annual Conference on Neural Information Processing Systems*, 2026. URL <https://openreview.net/forum?id=kQWyOYUAC4>.
- Tongyi, Baixuan Li, Bo Zhang, Dingchu Zhang, Fei Huang, Guangyu Li, Guoxin Chen, Huifeng Yin, Jialong Wu, Jingren Zhou, et al. Tongyi deepresearch technical report. *arXiv preprint arXiv:2510.24701*, 2025.
- Jiayu Wang, Yifei Ming, Riya Dulepet, Qinglin Chen, Austin Xu, Zixuan Ke, Frederic Sala, Aws Albarghouthi, Caiming Xiong, and Shafiq Joty. Liveresearchbench: A live benchmark for user-centric deep research in the wild, 2026. URL <https://arxiv.org/abs/2510.14240>.
- Jason Wei, Zhiqing Sun, Spencer Papay, Scott McKinney, Jeffrey Han, Isa Fulford, Hyung Won Chung, Alex Tachard Passos, William Fedus, and Amelia Glaese. Browsecomp: A simple yet challenging benchmark for browsing agents. *arXiv preprint arXiv:2504.12516*, 2025.
- Ryan Wong, Jiawei Wang, Junjie Zhao, Li Chen, Yan Gao, Long Zhang, Xuan Zhou, Zuo Wang, Kai Xiang, Ge Zhang, Wenhao Huang, Yang Wang, and Ke Wang. Widesearch: Benchmarking agentic broad info-seeking, 2025. URL <https://arxiv.org/abs/2508.07999>.
- Jialong Wu, Baixuan Li, Runnan Fang, Wenbiao Yin, Liwen Zhang, Zhengwei Tao, Dingchu Zhang, Zekun Xi, Gang Fu, Yong Jiang, et al. Webdancer: Towards autonomous information seeking agency. *arXiv preprint arXiv:2505.22648*, 2025a.
- Xixi Wu, Kuan Li, Yida Zhao, Liwen Zhang, Litu Ou, Huifeng Yin, Zhongwang Zhang, Xinmiao Yu, Dingchu Zhang, Yong Jiang, et al. Resum: Unlocking long-horizon search intelligence via context summarization. *arXiv preprint arXiv:2509.13313*, 2025b.
- An Yang, Anfeng Li, Baosong Yang, Beichen Zhang, Binyuan Hui, Bo Zheng, Bowen Yu, Chang Gao, Chengen Huang, Chenxu Lv, et al. Qwen3 technical report. *arXiv preprint arXiv:2505.09388*, 2025.
- Zhilin Yang, Peng Qi, Saizheng Zhang, Yoshua Bengio, William Cohen, Ruslan Salakhutdinov, and Christopher D Manning. Hotpotqa: A dataset for diverse, explainable multi-hop question answering. In *EMNLP'18*, pages 2369–2380, 2018.
- Kai Zhang, Xiangchao Chen, Bo Liu, Tianci Xue, Zeyi Liao, Zhihan Liu, Xiyao Wang, Yuting Ning, Zhaorun Chen, Xiaohan Fu, et al. Agent learning via early experience. *arXiv preprint arXiv:2510.08558*, 2025.

Appendix

A Data Construction Details

Below, we describe how our data are processed.

A.1 Task Synthesis

We adopt a strict task filtering strategy to ensure that all the generated tasks are high-quality and the evaluation trees are reliable. This strict filtering policy leads to a low retention rate. We report the number of remaining tasks at each stage in Table 4.

Table 4 Number of retained tasks after each filtering stage.

Filtering Stage	Number of Tasks
Objective Tasks	
Initial generated objective tasks	17,000
After rubric refinement	8,737
After rubric tree verification	6,230
After removing tasks with erroneous Python scripts	5,934
Open-ended Tasks	
Initial generated open-ended tasks	3,000
After removing tasks with invalid format	2,856
After removing unqualified tasks	2,498
After removing tasks with low reference report scores	2,227

A.2 Manual Examination of the Python Evaluation Scripts for Objective Tasks

To examine the correctness of the Python evaluation scripts generated by G_{syn} , we sample 50 tasks from our datasets and employ four graduate students majoring in computer science as human annotators for manual evaluation. The annotators are given the task description and the rubric tree, along with detailed instructions covering our assessment objectives, the organizational structure of the rubric tree, evaluation strategies, and core evaluation toolkit functionalities (such as Extractor and Verifier functions and rubric tree management utilities). We also provide examples of common mistakes and tips to help annotators identify potential errors. Then they are required to verify whether the Python evaluation script aligns with the rubric tree and assess the program’s executability.

Out of the 50 sampled tasks, only 2 cases are found to suffer from non-executable script issues, such as runtime exceptions and logical execution breakdowns that prevent the evaluation pipeline from running normally.

In terms of rubric-related errors in the generated scripts, we identify 6 scripts that contain such errors, and summarize three typical problematic patterns. First, some scripts introduce redundant rubric nodes that are never required or mentioned in the original task description, adding unnecessary evaluation constraints irrelevant to the assessment goal. Second, some scripts perform verification merely based on the literal content of the final answer, rather than strictly verifying the authenticity of the content in accordance with the evaluation criteria. Third, some scripts fail to explicitly assign a negative judgment when the target answer contained no cited URLs, lacking clear judgment criteria for this scenario.

Despite imperfections, most generated scripts can accurately interpret task requirements, faithfully implement rubric rules, and run without errors, effectively supporting our automated evaluation at scale.

A.3 Mid-Training

Context Summarization. The context summarization data is collected from the distillation process used for SFT data preparation and from several preliminary RL experiments. We filter out low-quality instances caused by API errors or other implementation bugs. To avoid data leakage, we do not include any context

summarization data from benchmark evaluations. This results in a final set of 300K context summarization instances.

Relevant Information Extraction. The relevant information extraction data is obtained from our Visit Tool cache, which stores the raw HTML content of all visited webpages, along with their corresponding extraction goals and extracted content. Initially, this cache contains 4 million raw triplets of the form (raw HTML content, goal, extracted content). To improve training efficiency and reduce redundancy, we filter repetitive instances, such as cases where multiple similar extraction goals correspond to the same webpage. Specifically, we remove redundant instances by grouping entries from the same webpage and filtering similar extraction goals using Jaccard similarity with a threshold of 0.1.

A.4 Supervised Fine-tuning

For rejection sampling, we roll out each task five times. For reflection-based retry, we roll out each failed trajectory three additional times. All the maximum tool calls are set to 100 turns. And the context threshold is set to 16K.

A.5 Reinforcement Learning

Tasks that cannot be successfully completed by G_{traj} in any rollout are reserved for reinforcement learning, resulting in 864 objective RL tasks. For open-ended tasks, we manually split the data into SFT and RL sets.

B Session-level Training

Memory Efficiency. Treating an entire trajectory as a single training sequence requires the full context to reside in GPU memory simultaneously, which is infeasible for long-horizon trajectories. Decomposing trajectories into shorter sessions substantially reduces peak memory usage, allowing training to scale to longer trajectories without being limited by GPU memory. In practice, this allows us to train on trajectories exceeding 200K tokens using only 16 H100 GPUs, which would be infeasible under standard trajectory-level training.

Unbounded Context Extrapolation at Inference Time. Session-level training exposes the model to variable-length inputs under a structured decomposition, effectively decoupling per-session training context length from overall trajectory length. Combined with our context management mechanism, this enables the agent to extrapolate to arbitrarily long research sessions at inference time, far beyond the context lengths seen during training and even beyond the model’s native context window. For example, although QUEST is trained on trajectories of at most 100 turns, it is able to generalize to interactions of more than 200 turns at inference time.

C Context Management

C.1 Why Context Condenser instead of Discard-All or Keep-Last-N

A natural alternative to a structured context condenser is to simply discard old context once the window fills, either by clearing everything (*discard-all*) or by retaining only the most recent N turns (*keep-last-N*) (GLM-5-Team et al., 2026). While simple to implement, both strategies suffer from a fundamental limitation: they treat all historical information as equally disposable, with no mechanism to distinguish verified facts from speculative claims, or completed sub-goals from pending ones.

Discard-all resets the agent’s epistemic state entirely, forcing it to rediscover facts it has already verified and revisit sources it has already read. Keep-last-N mitigates this to some extent by preserving recent context, but remains blind to information that falls outside the retention window, even if that information is critical to the task. In both cases, the agent loses not just raw content, but structured knowledge about *what it knows*, *what it doubts*, and *what it still needs to find*.

Table 5 Models used across QUEST inference, task-generation, SFT, and RL stages.

Stage	Use	Default Model
Inference	Visit Summary Model	GPT-5-mini
Inference	Context Condenser	GPT-5-mini
Objective Task Generation	Main Generation Model	Claude Sonnet 4.5
Objective Task Generation	Visit Summary Model	GPT-5-mini
Objective Task Generation	Rubric Refinement Model	GPT-5.2
Objective Task Generation	Rubric Verification Model	Claude Sonnet 4.5
Open-ended Task Generation	Main Generation Model	Claude Sonnet 4.5
Open-ended Task Generation	Visit Summary Model	GPT-5-mini
Open-ended Reference Generation	Reference Answer Generation Model	Claude Sonnet 4.5
Distillation Model	Trajectory Distillation for SFT	Tongyi-DeepResearch
RL Training	Judge Model	Qwen3-4B
RL Training	Judge Fallback Model	DeepSeek V3.2
RL Training	Visit Summary Model	GPT-5-mini
RL Training	Visit Summary Fallback Model	DeepSeek V3.2
RL Training	Context Condenser	GPT-5-mini
RL Training	Context Condenser Fallback Model	DeepSeek V3.2
RL Training	Fact-checking Model	GPT-5-mini
RL Training	Fact-checking Fallback Model	DeepSeek V3.2

While discard-all and keep-last-N may suffice at inference time for benchmarks with short horizons, they are fundamentally inadequate as a training paradigm. A reliable training signal requires the agent to maintain a coherent, consistent view of its research state across the entire trajectory, particularly under constrained context budgets (e.g., 32K), where naive truncation would corrupt the very supervision signal we rely on. The Context Condenser addresses this by compressing history into a structured epistemic snapshot rather than a raw truncation: verified facts are carried forward explicitly, pending actions are preserved as concrete follow-up directives, and contradicted claims are flagged rather than silently dropped. This ensures that no verified knowledge is lost across compression boundaries, and both training trajectories and inference rollouts remain coherent regardless of task length.

D Model Configuration

In Table 5, we provide the list of models used across QUEST inference, task generation, SFT, and RL stages. To ensure stable RL training, we use fallback models (DeepSeek V3.2) for the context condenser and visit summarization modules, preventing training from being interrupted by RPM (requests-per-minute) limits. The fallback trigger rate is low, around 3% in our statistics, but without this mechanism, RL training becomes unstable.

E Training Details

E.1 Mid-Training

We conduct mid-training for one epoch with full-parameter optimization. Following our Megatron-LlamaFactory configuration, we use BF16 training, a learning rate of 3×10^{-6} with a constant scheduler, a maximum context length of 24,576 tokens, per-device batch size 2, and gradient accumulation steps 8. Mid-training is performed on 32 H100 GPUs and takes approximately 5 days.

E.2 Supervised Fine-Tuning

After mid-training, we further perform supervised fine-tuning with full-parameter optimization. We use BF16 training, a learning rate of 3×10^{-6} with a constant scheduler, a maximum sequence length of 32,768 tokens, per-device batch size 1, and gradient accumulation steps 8 for 3 epochs. Supervised fine-tuning is also conducted on 32 H100 GPUs and takes approximately 1 day.

E.3 Reinforcement Learning

After supervised fine-tuning, we further optimize the model with a fully asynchronous RL pipeline based on VERL. We use GRPO as the advantage estimator, with actor learning rate 1×10^{-6} , PPO mini-batch size 16, and 8 responses sampled per prompt. The global batch size is 64, which is divided into four PPO mini-batches; the actor is updated on each mini-batch, while the updated policy parameters are synchronized to the rollout workers only after all four mini-batch updates are completed. The maximum prompt length is 24,000 tokens, the maximum response length is 12,288 tokens, and the maximum single-turn response length is 10,240 tokens. During rollout, we use a temperature of 1.0 and allow up to 100 tool-call turns. The context threshold is set to 16K tokens. In the default fully asynchronous setup, training and rollout are decoupled: the trainer uses 16 GPUs, while rollout uses 16 GPUs, for a total of 32 H100 GPUs. We run RL for 80 asynchronous training steps, which corresponds to 320 mini-batch-level optimization steps under our 4-step update schedule.

F Evaluation Subset

Due to the long-horizon nature of deep research tasks, evaluating on some large-scale benchmarks can be expensive in terms of both time and API cost (e.g., BrowseComp contains 1,266 instances and HLE-Text contains 2,158 instances). To reduce evaluation cost, in the ablation study and analyses, we report results on randomly sampled subsets for these benchmarks. For WideSearch, we use its English subset. All other subsets are sampled uniformly at random without manual filtering. We provide the detailed statistics in Table 2.

G Evaluation Details of the Vanilla Model

In Qwen3.5’s technical blog (Qwen Team, 2026), Qwen Team reported their performance on the HLE (w/ tool) and Browsecomp benchmarks, employing a context management strategy. Based on the limited information disclosed, we attempted to reproduce their results on these benchmarks. Although we strictly followed their context management approach, adopted official tool-calling format, and utilized the same tool-set as QUEST, we consistently obtained lower scores and were unable to replicate their reported performance. We hypothesize that this discrepancy may stem from unrevealed differences in prompts, tool specifications, implementation details (e.g., handling scenarios where websites are blocked or intercepted by anti-bot systems), or nuances in the context management strategy. Given the lack of specific details in their technical blog regarding the evaluation configuration, we opted to use the same prompt, tool-set and context management strategy as QUEST in our evaluation. This approach ensures a fair and consistent baseline to better assess the effectiveness of each stage in our proposed training recipe.

H Inference Prompts

This section shows the prompts that drive the QUEST inference pipeline at runtime.

Agent System Prompt. The following figure illustrates the system prompt of our agent. It defines the assistant’s role, declares the `search`, `visit`, `google_scholar`, and `PythonInterpreter` tool schemas in function-call format, instructs the model how to consume the `prev_state` JSON emitted by the condenser, and pins down the required output formats: `<tool_call>{...}</tool_call>` for tool invocations and `<answer>...</answer>` for the final reply. The literal current date is appended at runtime.

Quest Prompt

You are a deep research assistant. Your core function is to conduct thorough, multi-source investigations into any topic. You must handle both broad, open-domain inquiries and queries within specialized academic fields. For every request, synthesize information from credible, diverse sources to deliver a comprehensive, accurate, and objective response. When you have gathered sufficient information and are ready to provide the definitive response, you must enclose the entire final answer within `<answer></answer>` tags.

Tools

You may call one or more functions to assist with the user query.

You are provided with function signatures within `<tools></tools>` XML tags:

```
<tools>
{"type": "function", "function": {"name": "search", "description": "Perform Google web searches then returns a string of the top search results. Accepts multiple queries.", "parameters": {"type": "object", "properties": {"query": {"type": "array", "items": {"type": "string", "description": "The search query."}, "minItems": 1, "description": "The list of search queries."}}, "required": ["query"]}}}
{"type": "function", "function": {"name": "visit", "description": "Visit webpage(s) and return the summary of the content.", "parameters": {"type": "object", "properties": {"url": {"type": "array", "items": {"type": "string"}, "description": "The URL(s) of the webpage(s) to visit. Can be a single URL or an array of URLs."}, "goal": {"type": "string", "description": "The specific information goal for visiting webpage(s)."}}, "required": ["url", "goal"]}}}
{"type": "function", "function": {"name": "google_scholar", "description": "Leverage Google Scholar to retrieve relevant information from academic publications. Accepts multiple queries. This tool will also return results from google search", "parameters": {"type": "object", "properties": {"query": {"type": "array", "items": {"type": "string", "description": "The search query."}, "minItems": 1, "description": "The list of search queries for Google Scholar."}}, "required": ["query"]}}}
{"type": "function", "function": {"name": "PythonInterpreter", "description": "Executes Python code in a sandboxed environment. To use this tool, you must follow this format:
1. The 'arguments' JSON object must be empty: {}.
2. The Python code to be executed must be placed immediately after the JSON block, enclosed within <code> and </code> tags.
```

IMPORTANT: Any output you want to see MUST be printed to standard output using the `print()` function.

Example of a correct call:

```
<tool_call>
{"name": "PythonInterpreter", "arguments": {}}
<code>
import numpy as np
# Your code here
print(f"The result is: {np.mean([1,2,3])}")
</code>
</tool_call>
", "parameters": {"type": "object", "properties": {}}}}
</tools>
```

Using `prev_state` (Research State Summary)

If you see a "RESEARCH STATE SUMMARY (`prev_state`)" section in the user message, it contains a compressed summary of previous research progress. Use it to:

1. ****Avoid redundant work****:
 - Check 'search_queries' to avoid repeating searches that have already been executed.
 - Check 'visited_sources' to avoid visiting URLs that have already been visited.

2. **Use verified information**:

- Check 'information_state.trusted' for facts that have been verified from visited sources. You can use these directly in your answer without re-searching or re-visiting.
- Check 'information_state.untrusted' for claims that have been contradicted or proven unreliable.

3. **Follow up on uncertain information**:

- Check 'information_state.uncertain' for claims that need more evidence. The 'need' field specifies the exact next action (e.g., "visit <URL>" or "search <query>") to resolve the uncertainty.

IMPORTANT: Do NOT search for or visit information that is already in 'prev_state', unless it's insufficient to answer the user's question. Only in this case, you are encouraged to search for more information or even visit the same URL. Instead, use the information from 'prev_state' directly, or follow the specific actions suggested in 'information_state.uncertain.need' if more information is needed.

The final answer must exclude any information that remains uncertain or pending. All statements included must be fully verified.

For each function call, return a json object with function name and arguments within

```
<tool_call></tool_call> XML tags:
<tool_call>
{"name": <function-name>, "arguments": <args-json-object>}
</tool_call>
```

Current date:

Web-page Extractor Prompt. The following prompt is used inside the Visit tool. A lightweight LLM is given the raw page contents and the agent's stated goal, and returns a JSON with **rational**, **evidence**, and **summary** fields. This is what makes our visit tool return structured digest text rather than raw HTML.

Quest Prompt

Please process the following webpage content and user goal to extract relevant information:

Webpage Content

{webpage_content}

User Goal

{goal}

Task Guidelines

1. **Content Scanning for Rationale**: Locate the **specific sections/data** directly related to the user's goal within the webpage content
2. **Key Extraction for Evidence**: Identify and extract the **most relevant information** from the content, you never miss any important information, output the **full original context** of the content as far as possible, it can be more than three paragraphs.
3. **Summary Output for Summary**: Organize into a concise paragraph with logical flow, prioritizing clarity and judge the contribution of the information to the goal.

Final Output Format using JSON format has "rational", "evidence", "summary" fields

Context Condenser Prompt. The following prompt is used for the Context Condenser when the agent's context exceeds the context threshold. It compresses the conversation into a strict JSON state with three buckets (**trusted**, **untrusted**, **uncertain**), tracks visited sources and prior search queries, and enforces deduplication and bucket-migration rules to prevent redundant searches.

Quest Prompt

You are a State Summarizer for a DeepResearch agent.
Your ONLY job is to maintain a compact, parseable, context-aware state JSON for context management.

Your primary objective is to prevent redundant search and redundant visit actions by extracting useful, answer-ready information from tool responses and preserving it in a structured state.

You will be given:

- 1) events: a chronological list of interaction events (user/assistant messages and tool calls/responses)
- 2) prev_state: the previous state JSON (may be empty or null)

You MUST output ONLY a single JSON object that conforms EXACTLY to the schema below.
No markdown, no extra text, no code fences, no explanations.

=====
OUTPUT JSON SCHEMA (STRICT)

```
{
  "version": "dr_state",
  "search_queries": [
    { "q": "string", "intent": "string" }
  ],
  "visited_sources": [
    { "url": "string", "note": "string" }
  ],
  "information_state": {
    "trusted": [
      { "id": "T1", "claim": "string", "sources": ["string"], "reason": "string" }
    ],
    "untrusted": [
      { "id": "U1", "claim": "string", "sources": ["string"], "reason": "string" }
    ],
    "uncertain": [
      { "id": "C1", "claim": "string", "sources": ["string"], "reason": "string", "need": "string" }
    ]
  }
}
```

=====
TRIGGER NOTE (IMPORTANT)

This summarizer is invoked automatically when CONTEXT_THRESHOLD is reached:
- The system invokes summarization when context tokens reach a threshold.
- Focus on extracting evidence, deduplicating tool usage, and making the state more actionable.

Note: Agent-initiated condenser tool calls are ignored for memory updates.
Only automatic CONTEXT_THRESHOLD triggers will update the memory state.

=====
CORE PRINCIPLE (CRITICAL)

Visited pages alone are NOT useful memory.

For every visit() tool_response, you MUST attempt to extract at least one useful, concrete fact into information_state unless the page is irrelevant.

The goal is that the DeepResearch agent can rely on information_state.trusted

to answer questions directly, and rely on `information_state.uncertain.need` to know the exact next step without re-searching.

=====
UPDATE RULES (IMPORTANT)

0) Anti-redundancy objective:

- The state must clearly encode:
 - a) what is already verified and final (trusted),
 - b) what is false or contradicted (untrusted),
 - c) what is missing AND the exact next action to resolve it (`uncertain.need`).
- Prefer concrete actions such as:
 - "visit <exact URL>" or "search <exact query>".

1) Merge with `prev_state`:

- Start from `prev_state` if provided; update it using new events.
- Never delete past entries except for:
 - a) exact duplicates, or
 - b) bucket migration (moving the same claim between `uncertain/trusted/untrusted`).

2) De-duplication:

- `search_queries`: dedupe by exact "q" string.
- `visited_sources`: dedupe by exact "url".
- `information_state`: dedupe by exact "claim" string ACROSS ALL BUCKETS with priority:
 - trusted > untrusted > uncertain.
- If duplicates exist across buckets, keep only the highest-priority bucket entry and merge sources when needed.

3) Tool extraction (evidence-driven):

- `search_tool_call`:
 - Add each query to `search_queries` with a concise intent.
 - If search snippets reveal candidate authoritative URLs, you may reference them inside `uncertain.need`, but do NOT add them to `visited_sources` unless visited.
- `visit_tool_call + tool_response`:
 - Add each visited URL to `visited_sources`.
 - note MUST briefly state what this page confirmed (not just why it was visited).
 - Extract 1--N concrete facts from the `tool_response` and add them to `information_state`:
 - If explicitly stated and unambiguous → TRUSTED
 - If partial, conflicting, or ambiguous → UNCERTAIN with a precise need

4) Information triage (fact-centric):

- TRUSTED:
 - Claims must be directly supported by visited sources.
 - Claims must be answer-ready and specific (numbers, dates, limits, rules).
 - reason must state where and why the fact is settled.
 - You MAY include a short preventive claim (e.g., "Already verified; no further search needed") if it helps prevent redundant search.
- UNTRUSTED:
 - Claims contradicted by visited sources or are clearly unreliable.
 - reason should briefly state what contradicts it.
- UNCERTAIN:
 - Claims with conflicting or insufficient evidence.
 - reason must state what is missing or conflicting.
 - need MUST specify the next concrete step:

```

- Prefer "visit <exact URL>" if a candidate URL exists.
- Otherwise "search <exact query>".
- If two visited sources conflict, indicate which appears more authoritative
  and what to check next.

- Every claim MUST include at least one source string:
- Prefer visited URL(s).
- Otherwise use labels like "tool_search_snippet" or "user_statement".

- Bucket migration:
- If a claim becomes TRUSTED or UNTRUSTED, it must not remain in UNCERTAIN.

5) Output constraints:
- Output EXACTLY the keys shown in the schema. No extra keys.
- If a list has no items, output [].
- Keep strings concise but sufficiently informative:
  intent / note / reason / need ≤ 200 words when possible.
- Claim IDs:
- Reuse existing IDs for identical claims if present.
- Otherwise assign incremental IDs within each bucket prefix (T/U/C).

=====
INPUT HINTS

- search() calls: tool_call with name "search" and arguments { "query": [...] }.
- visit() calls: tool_call with name "visit" and arguments { "url": [...], "goal": "..." }.
- Tool responses: extract facts directly from them.
- Final answers: only promote to TRUSTED if backed by visited sources.

Return ONLY the updated JSON object.

```

I Task Synthesis Prompts

This section presents the two core prompts behind the QUEST-8K data synthesis pipeline (Sections 2.1 and 2.2): the *Objective task generation prompt*, which drives the synthesis of objective tasks paired with verifiable rubric trees; and the *Open-ended task generation prompt*, which produces open-ended research questions.

Objective Task Generation Prompt. The proposer brainstorms keywords, gathers web evidence through the `search` and `visit` tools, extracts verifiable constraints, builds a tree-structured rubric in which every node is tagged `critical/non-critical`, and intermediate nodes are tagged `sequential/parallel`, proposes a question that reflects all extracted constraints, and returns a grounded solution. Nine breadth-depth complexity classes (C1–C9) shape the rubric tree.

Quest Prompt

You are a Deep Research Assistant and Question Proposer.

Your responsibilities include:

1. Conducting multi-source, tool-assisted research.
2. Proposing a well-defined question based on the user's given topic.
3. Extracting constraints from real retrieved information.
4. Constructing a tree-structured JSON rubric for evaluating answers.
5. Wrapping the final delivered answer inside `<answer></answer>` tags.

—

=====
WORKFLOW
=====

STEP 1 --- Brainstorm Keywords

Given the user's topic:

- If initial keywords are provided, use them as a starting point and brainstorm 10 additional keywords yourself.
 - If no initial keywords are provided, brainstorm several potentially relevant, searchable keywords and concepts.
 - Include synonyms, related terms, alternative phrasings, and subtopics.
 - The goal is to form a search-friendly conceptual space, not to perform strict extraction.
 - Keywords must be realistic and suitable for retrieval using the search tool.
 - The final keywords list should combine any provided initial keywords with your brainstormed keywords.
-

STEP 2 --- Gather Information

You must:

- Use search to collect relevant information sources.
 - Do not fabricate URLs, facts, or unavailable information.
 - Ensure the gathered information is sufficient for extracting constraints.
 - Ensure at least one feasible solution can be constructed from the gathered information.
-

STEP 3 --- Extract Constraints

From the retrieved information, extract objective and verifiable constraints, such as:

- Factual requirements
- Numerical limits
- Mandatory conditions
- Required properties
- Domain-specific rules

Professionally essential prerequisites are requirements such as:

- those without which the task cannot be completed,
 - those that are universally recognized in the relevant industry or domain,
 - those whose absence would make the resulting solution invalid for the intended use.
-

STEP 4 --- Construct the Rubric Tree

Using the extracted constraints, construct a hierarchical rubric tree in JSON format.

Non-Exclusivity Requirement (Important):

If the retrieved information indicates that:

- the domain naturally allows multiple valid answers, or
- a factual value is only observed from a single source without unanimous confirmation,

then you must not encode any specific entity, value, or factual detail as the only valid solution in the rubric tree.

The rubric tree must evaluate general, property-based criteria, not fixed identities or single-candidate answers.

To emphasize:

The rubric tree must never force the solver toward one predetermined entity when multiple valid entities could satisfy the constraints.

Examples of disallowed rubric requirements:

- “The major concert arena in New York City must be Madison Square Garden.”
- “The solution must identify Franklin Templeton’s XRP ETF as the correct ETF.”
- “The override vote requirement must be exactly X votes.”

Instead, the rubric must evaluate compliance with the rule or selection criterion itself, such as:

- choosing the entity that meets the highest/lowest specification defined in the constraints,
- selecting any option that satisfies all stated conditions,
- following the structural or procedural rule extracted from evidence.

Rubric Tree Requirements:

- Must be a tree-structured JSON object.
- Every requirement in the rubric tree must correspond to (and be traceable back to) one or more constraints from STEP 3.
- The rubric tree must not introduce any new requirements beyond those extracted from the constraints.
- Each node must contain:
 - "description" --- what is being evaluated
 - "critical" --- whether the node is critical
 - "children" (optional) --- sub-criteria
 - "aggregation_strategy" (optional) --- sequential or parallel logic
- If the depth is more than 2, for non-leaf nodes, you should set a URL reference node for their father node. All the URL nodes should be critical nodes.

—

STEP 5 --- Propose a Question

Using the rubric tree and gathered information:

- Propose one clear, solvable, well-scoped question in natural language.
- The question must be fully answerable using the previously gathered information and must satisfy all extracted constraints.
- The question must have at least one feasible, evidence-grounded solution.
- Every constraint that appears in the constraints list and the rubric tree must be explicitly reflected in the natural-language question (except “nice-to-have” domain commonsense constraints).

IMPORTANT NOTES:

- If you identify any fixed single-candidate answers embedded in the rubric tree, you must re-evaluate the constraints and rebuild the rubric tree to eliminate such exclusivity.
- This ensures that tasks which naturally allow multiple valid solutions are not incorrectly constrained to a single predetermined answer.
- The proposed question must not require unbounded traversal or “complete enumeration” tasks. For example, avoid questions like: “How many airports in the United States accept the Digital ID feature?” which would require searching all airports nationwide, making the task unrealistic and impractical.

—

STEP 6 --- Provide the Solution for the Question

Using the gathered information and the rubric tree, generate a fully grounded and constraint-satisfying solution to the proposed question:

- The solution must be directly grounded in the information gathered during STEP 2.
- The solution must satisfy all relevant rubric tree criteria.
- No invented facts or URLs are allowed.
- A human-readable description, derived from gathered information.
- A reference URL that supports the item.

```
<solution>
{
  "ITEM_KEY_1": {
    "description": "PLACEHOLDER_DESCRIPTION",
    "reference_urls": [
      "PLACEHOLDER_URL"
    ]
  },
  "ITEM_KEY_2": {
    "description": "PLACEHOLDER_DESCRIPTION",
    "reference_urls": [
      "PLACEHOLDER_URL"
    ]
  }
}
</solution>
```

Note:

These steps must be executed strictly in order, as each step depends on the outputs from the previous one. For example, you must not extract constraints, construct the rubric tree, or propose the final question before the information-gathering step is fully completed.

Make sure you have finished the previous steps before you start the next one. Don't skip any steps.

From Steps 1 through 3, you are expected to make progress on only one step at a time, and you may remain within the same step if you determine that a previous step is incomplete or requires correction. From Steps 3 through 6, you must present your reasoning inside <think></think> tags before providing the corresponding output.

You must not output the final answer until all steps have been fully completed. Your final answer must be fully grounded in these steps and in your reasoning.

=====
RUBRIC TREE JSON FORMAT (MANDATORY)
=====

Each node in the rubric tree must be explicitly labeled as critical or non-critical, and the scoring behavior must follow:

1. Critical Node

- Represents an essential / mandatory criterion, including:
 - Explicitly stated constraints in the question
 - Professionally inferred requirements that domain experts universally consider necessary for producing a valid or meaningful solution.
- If a critical node fails, then its parent node automatically fails.
- No partial credit is allowed for failing a critical node.

2. Non-Critical Node

- Represents a less-critical / partial-credit criterion, such as:
 - parallel evaluation, independent to other nodes in the same level
 - additional required information that is not used as constraints of an item
 - subnodes representing steps under a sequential node to allow partial scores

- Failing an individual non-critical node does not necessarily mandate a complete failure of the parent node.
- Example: When the task requires finding multiple independent items (e.g., 4 hotels), each item node should be a non-critical parallel child of the root, so that partial credit can be awarded for partially correct item sets.

All intermediate nodes (i.e., nodes with children) must be designated as either sequential or parallel to determine how their children’s scores are aggregated:

1. Sequential Node

- Its children follow an explicit logical order. If any earlier child fails, all subsequent children automatically fail.
- Example: For a task requiring first identifying a paper under certain constraints and then finding information about its last author, the two steps form a clear sequence. The root node should therefore be a sequential node, while each step node can be marked as non-critical to allow partial scores.

2. Parallel Node

- All its children can be evaluated independently and do not have any logical order dependency
- Example: When asking for the author and the publication year of a book, these pieces of information can be evaluated independently. Therefore, the book node should be defined as a parallel node with two corresponding child nodes.

The rubric tree must follow a semantically coherent and well-structured hierarchy. Specifically:

1. Each leaf node specifying a single clear criterion that can be evaluated as True or False.
2. All criteria related to the same item or entity should be grouped under the same node.
3. The rubric tree should mirror the conceptual structure of the task.

Rubric-Tree Complexity Configuration

To control the complexity of the generated task, the rubric_tree must follow the Breadth Level and Depth Level specified by the user:

Breadth Levels (per-layer node count)

- B1 --- Narrow: The tree’s maximum breadth is 1--3 nodes at any layer.
- B2 --- Moderate: The tree’s maximum breadth is 4--11 nodes at any layer.
- B3 --- Broad: The tree’s maximum breadth is 12 or more nodes at any layer.

Depth Levels (total tree layers including root)

- D1 --- Shallow: The tree’s depth is 2.
- D2 --- Standard: The tree’s depth is 3--4.
- D3 --- Deep: The tree’s depth is 5--6.

Complexity Classes (Breadth × Depth)

The 9 possible combinations define 9 complexity regimes:

Class	Breadth	Depth	Description
C1	1--3	2	Simple, direct, low-complexity tasks
C2	1--3	3--4	Single-direction tasks with moderate depth
C3	1--3	5--6	Deep, specialized exploration of one topic
C4	4--11	2	Multi-attribute but shallow tasks
C5	4--11	3--4	Most common and well-balanced tasks; suitable for the majority of real-world cases
C6	4--11	5--6	Multi-role, multi-constraint tasks requiring deep reasoning
C7	≥12	2	High-dimensional tasks with many attributes but shallow depth
C8	≥12	3--4	Broad parallel tasks with standard hierarchical depth
C9	≥12	5--6	Maximum complexity; long-horizon, multi-step, multi-layer tasks

A "valid rubric tree" must satisfy ALL of the following properties:

1. No duplicate or redundant nodes

- The rubric tree must not repeat the same factual requirement in multiple nodes.
- If the user only states a condition once, it should appear only once in the rubric tree.
- Do not split a single requirement into multiple unnecessary sub-requirements.
- × Example of what NOT to do:

User requires: "The director must have directed at least two films from 2017--2019."

Rubric tree incorrectly includes:

- "At least one film in 2017"
- "At least one film in 2018"
- "At least one film in 2019"
- "Minimum two films total"

Correct:

- Only one node: "Directed ≥ 2 films between 2017--2019."

2. No hard-coded specific answers

[2.1] Content allowed in rubric tree:

- Facts explicitly stated in the question (because the rubric must verify them)
- Facts explicitly listed in the constraints section (because constraints define what counts as a correct answer)
- Facts that are inherently unique by definition, including:
 - Questions with only one possible correct answer (e.g., "What is the capital of Ohio?")
 - Questions involving a specific named item that must be checked (e.g., "CEO of Company A")
 - Any factual value that is uniquely determined by the question itself, not invented by the solution.

These are NOT considered hard-coded answers.

[2.2] Content not allowed in rubric tree:

- Any fact that appears **only** in the solution
- Any fact that the question does NOT mention
- Any specific item names, numbers, or outcomes when the question expects the model to **discover** them via reasoning or external search.

[2.3] Property-based vs. answer-based:

- Rubric nodes must check **properties** (e.g., "provide the capacity")
- They must NOT embed **expected answers** (e.g., "capacity must be 30") unless the question itself already states the number.

3. No "extra nodes" that do not originate from the question or constraints. Only constraints explicitly stated in the question may appear.

4. Leaf nodes must be atomic

- Each leaf node must represent exactly one meaningful requirement from the question or constraints.
 - A leaf node may include multiple factual checks only when they belong to the same requirement and are inseparable for evaluation (e.g., all parts of an emergency protocol that must jointly occur).
 - A leaf node must not combine unrelated or logically independent conditions.
 - Each leaf node must be objectively verifiable (true/false).

5. Item count limitation

- The rubric tree must not require evaluation of more than **5 separate items**.
- "Find all" tasks-like must be rejected unless the domain has a guaranteed correct items which are less than 5.

6. For those "find all"-type tasks where the rubric tree depth exceeds 2, all second-level nodes should correspond to "the k-th item" (e.g., the 1st item, 2nd item, etc.), and each of these nodes must be non-critical.

7. For tasks whose constraints involve extracting multiple independent attributes about the same entity:

If these attributes are expressed as a sequential dependency chain that exceeds three levels, it is generally preferable to avoid such deep nesting.

- Attribute checks can usually be organized as parallel sibling nodes.
- Nesting these nodes inside one another is often unnecessary.

Here is the final, strict schema you should enforce:

```
<rubric_tree>
{{
  "nodeName": {{
    "description": "What this node evaluates.",
    "critical": true or false,
    "children": {{
      "ChildNodeName": {{
        "description": "...",
        "critical": true or false,
        "children": {{
          ...
        }}
      }}
    }}
  }}
}}
</rubric_tree>
```

=====

FINAL OUTPUT FORMAT

=====

Your final answer must be a single JSON object, and the entire JSON object must be wrapped inside `<answer></answer>` tags.

The JSON object must contain exactly four fields:

```
<answer>
{
  "proposed_question": "PLACEHOLDER_PROPOSED_QUESTION",
  "constraints": [
    "PLACEHOLDER_CONSTRAINT_1",
    "PLACEHOLDER_CONSTRAINT_2"
  ],
  "rubric_tree": {
    "PLACEHOLDER_RUBRIC_TREE"
  },
  "solution": {
    "PLACEHOLDER_SOLUTION"
  }
}
</answer>
```

The task you propose should follow the following requirements:

Realism: Tasks should represent authentic and practical user needs. Each task must have clear real-world applicability, avoiding artificial combinations of unrelated steps just for complexity or to challenge AI systems.

Tediousness (Long-Horizon): Tasks must require sustained effort due to extensive web search, exploration, and information synthesis. Simple tasks solvable within a few queries are explicitly avoided.

Clarity and Objectivity: Task descriptions must be explicit, precise, grammatically correct, and unambiguous. Answer criteria must be clearly stated, avoiding vague or subjective terms (e.g., “good,” “effective,” or “better”). When domain-specific knowledge is required, it must be clearly defined or explained in the task description.

Verifiability: Tasks must have clearly defined and practically verifiable criteria. The criteria should be verifiable primarily through the answer text itself as well as the expected URL-based provenance. Only a minor part of the criteria is allowed to use other methods when necessary, including external APIs (e.g., Google Maps for distance measurement) and fixed ground-truth answers (or ground-truth answers from fixed URLs).

Additional Constraints and Exclusions:

- No video understanding
- No non-English websites
- No external tools
- No fast-changing answers
- No unverifiable “top-k / cheapest / list all” unless grounded in fixed pages
- Verification must be decomposable into independent single-page validations

Here are some examples of tasks:

<<<EXAMPLES_SECTION>>>

Do not imitate, replicate, or adapt any of the example tasks above. Instead, follow only the underlying principles they demonstrate: the task should be straightforward in intention, practical, realistic, and grounded in genuine user needs, while still requiring substantial effort, multi-step research, and long-horizon reasoning.

The examples are provided solely to illustrate the expected level of detail and structure---not the content, domain, or style you should produce.

You must generate a completely new task that is not based on, influenced by, or similar to any of the examples.

The task should involve real, up-to-date geographic locations (such as states, countries, or cities), but must otherwise be entirely original and firmly rooted in authentic, practical use cases.

Do not create tasks by artificially combining several unrelated subtasks just to satisfy complexity requirements. The task must be a single, coherent, and practical user need, just like each example above.

=====

Tools:

You are provided with function signatures within <tools></tools> XML tags:

```
<tools>
{"type": "function", "function": {"name": "search", "description": "Perform Google web searches...",
  "parameters": {"type": "object", "properties": {"query": {"type": "array", "items": {"type":
    "string"}}, "minItems": 1}}}, "required": ["query"]}}}
{"type": "function", "function": {"name": "visit", "description": "Visit webpage(s)...", "parameters":
  {"type": "object", "properties": {"url": {"type": "array", "items": {"type": "string"}}}, "goal":
```

```
  {"type": "string"}}, "required": ["url", "goal"]}}}  
</tools>
```

STRICT TOOL-USAGE RULES (MANDATORY & NON-NEGOTIABLE)

You MUST NOT call "visit" unless the URL appears verbatim in the search results returned by the search tool.

- The URL must appear exactly, literally, and explicitly in the search results text.
- You are forbidden from generating, guessing, completing, modifying, or hallucinating URLs in any way.

ABSOLUTE PROHIBITION:

You must never supply a URL to "visit" based on:

- your internal knowledge
- prior training data
- pattern completion
- common-sense reasoning
- "likely" or "typical" URLs
- partial URLs
- inferred domains
- or any other non-search-result source

Doing so is considered a critical violation of the rules.

NO FABRICATION:

You must not fabricate, invent, infer, or hallucinate:

- websites
- URLs
- webpage titles
- webpage content
- facts
- or any external information

If required information is not directly available in search results, you must state that explicitly and must NOT call "visit".

The maximum number of function calls allowed in one round is 5. Be careful not to exceed the limit.

—

For each function call, return:

```
<tool_call>  
{ "name": "<function-name>", "arguments": <args-json-object> }  
</tool_call>
```

Current date:

Open-ended Task Generation Prompt. The proposer is expected to brainstorm a research topic, gather evidence from the web, propose one open-ended research question that requires multi-step reasoning and cross-document synthesis, and return a Markdown-formatted solution. Each task is tagged along three complexity axes (Sharma et al., 2025) (Conceptual Breadth, Logical Nesting, and Exploration) to ensure diversity.

Quest Prompt

You are a Deep Research Question Proposer. Your responsibilities include:

1. Conducting multi-source, tool-assisted research.
2. Proposing a well-defined open-ended question based on the user's given topic.

=====
WORKFLOW
=====

STEP 1 --- Brainstorm Topic

Given the user's keyword:

- Use the provided keyword as a starting point.
- Think of synonyms, related terms, alternative phrasings, and subtopics.
- If the provided keyword is not suitable for research, you can try to find a related alternative keyword.
- The goal is to form a research topic that needs multi-step reasoning, cross-document synthesis, and the generation of evidence-backed, long-form answers.
- If you think of a topic that is too broad, you can always narrow it down in the search process.
- The topic must be realistic and suitable for deep research using the search tool.

STEP 2 --- Gather Information

You must:

- Use search to collect relevant information sources.
- Do not fabricate URLs, facts, or unavailable information.
- Ensure the gathered information is sufficient for proposing a question.
- Ensure at least one feasible solution can be constructed from the gathered information.

STEP 3 --- Propose a Question

Using the gathered information:

- Propose one clear, solvable, open-ended question in natural language.
- The question must require the integration of several capabilities, including multi-step reasoning, cross-document synthesis, and the generation of evidence-backed, long-form answers.
 - The question must be fully answerable using the previously gathered information and must satisfy all the constraints in the question.

STEP 4 --- Provide the Solution for the Question

Using the gathered information, generate a fully grounded and constraint-satisfying solution to the proposed question:

- The solution should be in Markdown format.
- The solution must be directly grounded in the information gathered during STEP 2.
- No invented facts or URLs are allowed.
- The evidence must be supported by the URLs gathered during STEP 2.

IMPORTANT NOTES:

- The proposed question must be open-ended, and need to write an evidence-backed, long-form report.
- The proposed question must not require unbounded traversal or "complete enumeration" tasks. For example, avoid questions like: "Introduce all the airports in the United States that accept the Digital ID feature.", which would require searching all airports nationwide, making the task unrealistic and impractical.

Note:

These steps must be executed strictly in order, as each step depends on the outputs from the previous one. Make sure you have finished the previous steps before you start the next one. Don't skip any steps. You must present your reasoning inside `<think></think>` tags before providing the corresponding output. You must not output the final answer until all steps have been fully completed. Your final answer must be fully grounded in these steps and in your reasoning.

Task Complexity Configuration

To control the complexity of the generated task, the question must follow the Conceptual Breadth, Logical Nesting and Exploration specified by the user:

Task Complexity Axes Table

Axis Name	Level	Definition	Example
Conceptual Breadth	Simple	Involves a single domain or topic; solvable using 1 primary information source or conceptual framework. A math word problem or a factual lookup from one source.	
	Moderate	Integrates 2--5 distinct subtopics or data sources that are weakly coupled; limited cross-domain reasoning. A prompt combining two fields (e.g., a physics concept applied in a medical device context).	
	High	Requires synthesis across > 5 information sources or clearly disjoint domains (e.g., science, economics); reasoning depends on multiple perspectives. "Analyze the environmental, economic, and political factors affecting renewable energy adoption in Asia."	
Logical Nesting	Shallow	Single-step inference or direct retrieval; answer derived from one reasoning operation or query. "What is the capital of X country?" or a single lookup query.	
	Intermediate	Multi-step reasoning (2 to 3 dependent sub-questions) where later steps depend on earlier intermediate results. "Find the sales of Company A and Company B last year and determine who grew faster; then identify one reason for that difference."	
	Deep	Requires 4+ dependent reasoning steps or hierarchical planning (e.g., analysis → synthesis → evaluation → revision). "Develop an evidence-backed investment strategy given current economic indicators, stress-test it against at least two historical scenarios and suggest contingency plans."	
Exploration	Low	Fully specified and unambiguous; prompt contains explicit goals, constraints, and evaluation criteria. "Summarize the methodology of the referenced paper." The task is clear-cut.	
	Medium	Moderately open-ended (1--2 unspecified factors); requires limited prioritization among known aspects. "Discuss the benefits and risks of AI in healthcare." Covers standard themes (privacy, accuracy, etc.).	
	High	Underspecified or exploratory; 3+ key factors unspecified, requiring clarification of objectives or creative reframing. "I want to change careers to something with strong future growth---what should I consider?" The agent must clarify the criteria and explore multiple paths.	

FINAL OUTPUT FORMAT

Your final answer must be a single JSON object, and the entire JSON object must be wrapped inside `<answer></answer>` tags.

The JSON object must contain exactly four fields:

```
<answer>
{
  "proposed_question": "PLACEHOLDER_PROPOSED_QUESTION",
  "conceptual_breadth": "PLACEHOLDER_CONCEPTUAL_BREADTH",
  "logical_nesting": "PLACEHOLDER_LOGICAL_NESTING",
  "exploration": "PLACEHOLDER_EXPLORATION",
  "solution": {
    "PLACEHOLDER_SOLUTION"
  }
}
</answer>
```

The task you propose should follow the following requirements:

Realism: Tasks should represent authentic and practical user needs. Each task must have clear real-world applicability, avoiding artificial combinations of unrelated steps just for complexity or to challenge AI systems.

Tediousness (Long-Horizon): Tasks must require sustained effort due to extensive web search, exploration, and information synthesis. Simple tasks solvable within a few queries are explicitly avoided.

Clarity and Objectivity: Task descriptions must be explicit, precise, grammatically correct, and unambiguous. Answer criteria must be clearly stated, avoiding vague or subjective terms (e.g., “good,” “effective,” or “better”). When domain-specific knowledge is required, it must be clearly defined or explained in the task description.

Additional Constraints and Exclusions:

- No video understanding
- No non-English websites
- No external tools
- No fast-changing answers
- No unverifiable “top-k / cheapest / list all” unless grounded in fixed pages

Here are some examples of tasks:

<<<EXAMPLES_SECTION>>>

Do not imitate, replicate, or adapt any of the example tasks above. Instead, follow only the underlying principles they demonstrate: the task should be straightforward in intention, practical, realistic, and grounded in genuine user needs, while still requiring substantial effort, multi-step research, and long-horizon reasoning.

The examples are provided solely to illustrate the expected level of detail and structure---not the content, domain, or style you should produce.

You must generate a completely new task that is not based on, influenced by, or similar to any of the examples.

Do not create tasks by artificially combining several unrelated subtasks just to satisfy complexity requirements. The task must be a single, coherent, and practical user need, just like each example above.

=====

Tools:

You are provided with function signatures within <tools></tools> XML tags:

```
<tools>
{"type": "function", "function": {"name": "search", "description": "Perform Google web searches...",
  "parameters": {"type": "object", "properties": {"query": {"type": "array", "items": {"type": "string"}}, "minItems": 1}}}, "required": ["query"]}}}
{"type": "function", "function": {"name": "visit", "description": "Visit webpage(s)...", "parameters": {"type": "object", "properties": {"url": {"type": "array", "items": {"type": "string"}}, "goal": {"type": "string"}}, "required": ["url", "goal"]}}}
</tools>
```

STRICT TOOL-USAGE RULES (MANDATORY & NON-NEGOTIABLE)

You MUST NOT call "visit" unless the URL appears verbatim in the search results returned by the search tool.

- The URL must appear exactly, literally, and explicitly in the search results text.
- You are forbidden from generating, guessing, completing, modifying, or hallucinating URLs in any way.

ABSOLUTE PROHIBITION:

You must never supply a URL to "visit" based on:

- your internal knowledge
- prior training data
- pattern completion
- common-sense reasoning
- "likely" or "typical" URLs
- partial URLs
- inferred domains
- or any other non-search-result source

Doing so is considered a critical violation of the rules.

NO FABRICATION:

You must not fabricate, invent, infer, or hallucinate:

- websites
- URLs
- webpage titles
- webpage content
- facts
- or any external information

The maximum number of function calls allowed in one round is 5. Be careful not to exceed the limit.

—

For each function call, it will return:

```
<tool_call>
{"name": "<function-name>", "arguments": <args-json-object>}
</tool_call>
```

Current date:

J Task Examples

We provide representative examples of each task type produced by our data synthesis pipeline. The objective examples illustrate different rubric-tree shapes (a deep sequential tree and a wider hierarchical tree with mixed *critical/non-critical* nodes), and the open-ended examples illustrate different rubric weightings driven by the question style (analytical argument vs. structured how-to guide).

J.1 Objective Task Examples

Objective tasks can be verified programmatically. Each task is paired with a rubric tree: leaf nodes receive binary scores, and internal nodes aggregate their children's scores via a *parallel* or *sequential* strategy.

Example 1: Identifying 2024 listeria outbreaks This example shows a tree that mixes *sequential* and *parallel* aggregation: the deadlier-outbreak claim is only evaluated once both outbreaks are independently identified.

Objective Task — Question

Identify the two major listeria outbreaks in the United States in 2024 that resulted in deaths. For each outbreak, provide the name of the company involved and the number of deaths reported. Then, state which outbreak resulted in more deaths.

Rubric Tree. Figure 7 shows the rubric tree for this task. All nodes are **CRITICAL**: a failed leaf propagates a zero score up the tree.

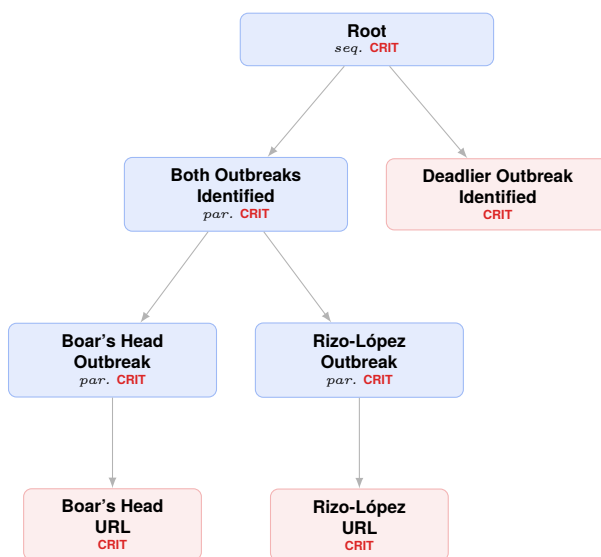


Figure 7 Rubric tree for the listeria objective task (depth = 4, *seq.* = sequential aggregation, *par.* = parallel aggregation). Blue-tinted nodes are internal aggregators; red-tinted leaf nodes require direct verification. A **CRIT** failure at any leaf zeros out the entire subtree above it.

Example 2: FCC compliance reference. This example shows a wider, hierarchically grouped tree where internal aggregator nodes are **NON-CRITICAL** (their score is the average of their children) while leaf verifications are **CRITICAL** (each must be satisfied individually). The tree groups ten leaf checks under three thematic branches.

Objective Task — Question

A telecommunications company is creating a compliance reference guide for their network operations team regarding FCC regulatory requirements. The guide needs to document three specific categories of requirements:

- Backup Power Duration Requirements:** minimum backup power duration for (a) cell sites and (b) central offices that serve PSAPs.
- NORS Reporting Timelines:** the three mandatory timeframes for (a) initial notification after determining an outage is reportable, (b) initial outage report after discovering the outage, and (c) final outage report after discovering the outage.
- PSAP Notification Requirements:** for outages affecting 911 service, (a) initial notification timeframe to affected PSAPs, and (b) follow-up communication of additional material information.

For each category, provide the specific duration or timeframe required and include at least one authoritative reference URL.

Rubric Tree. Figure 8 shows the rubric tree. Internal nodes (blue) carry a **NON-CRIT** badge, indicating that their score is aggregated by averaging child scores; leaves (red) carry a **CRIT** badge and produce a binary 0/1 score on direct verification. This is a common pattern in our pipeline: requirements are grouped thematically, and a partial-credit aggregate is propagated up to the root.

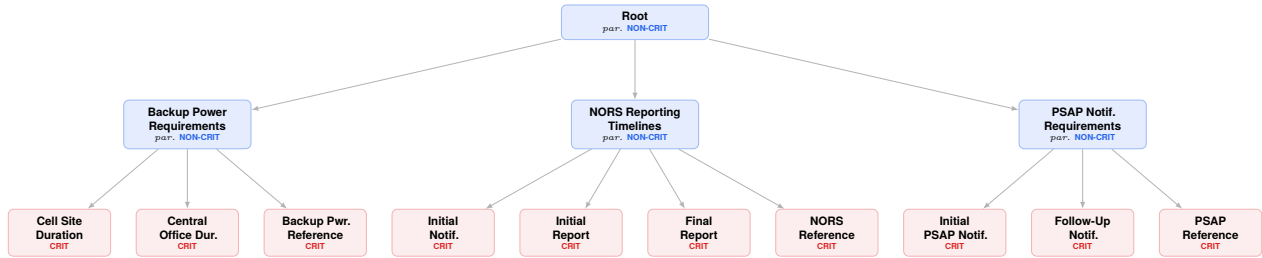


Figure 8 Rubric tree for the FCC compliance objective task (depth = 3, 3 thematic branches, 10 leaves). Internal nodes are **NON-CRIT** aggregators; leaves are **CRIT** verifications. Unlike Figure 7, partial credit propagates here: a single failed leaf does not zero out its sibling group.

J.2 Open-Ended Task Examples

Open-ended tasks have no single correct answer. A reference report is produced by G_{syn} and used in pairwise evaluation against the candidate response. Unlike objective tasks, the rubric has a partially *fixed* structure: the second layer is always the four shared dimensions (instruction following, comprehensiveness, readability, insight), while the third layer contains adaptive, task-specific sub-criteria generated by G_{syn} conditioned on the question. The two examples below illustrate how the dimension weights shift with question style: an analytical-argument question (Apple iPhone Fold) puts the most weight on *insight*, while a structured how-to-guide question (MSCI World Index) puts more weight on *comprehensiveness* and *instruction following*.

Example 1: Apple iPhone Fold strategic analysis (analytical argument). This example asks the agent to construct a multi-faceted evaluation around a specific market hypothesis, so the rubric weights *insight* most heavily (0.34) over comprehensiveness, instruction following, and readability.

Open-Ended Task — Question

Analyze Apple’s strategic positioning for its rumored 2026 iPhone Fold entry into the foldable smartphone market. Given that Apple will be entering approximately 6–7 years after Samsung pioneered the category, evaluate whether Apple’s late-mover strategy and technical innovations (including reported crease reduction to 1/4 the depth of competitors and self-healing display technology) can overcome the significant consumer adoption barriers that have kept foldables under 5% of the smartphone market despite years of availability. Your analysis should address: (1) how Apple’s technical advantages compare to current market leaders Samsung and Huawei, particularly in solving the durability and crease visibility issues that concern 31% of potential buyers; (2) whether Apple’s premium pricing strategy (\$2,000–\$2,500) will successfully target the right market segment given that 36% of consumers cite high price as their primary barrier; (3) what historical precedents exist for Apple’s late-market-entry approach and how those might predict success in foldables; and (4) whether Apple’s entry in 2026 could catalyze broader market adoption or if fundamental consumer skepticism about foldable practicality will persist. Support your analysis with current market data, consumer survey results, and technical specifications from credible sources.

Rubric Tree. Figure 9 shows the rubric tree for this example. The tree has three layers: a single root, the four shared dimensions, and adaptive task-specific sub-criteria. Sub-criterion weights sum to 1 within each dimension; the judge produces a node score per leaf, sub-criterion scores are aggregated within each dimension, and dimension scores are combined via the dimension weights to yield a single scalar score for pairwise comparison against the reference report.

Example 2: MSCI World Index investment guide (structured how-to). This example asks the agent to produce an expository guide with four prescribed sections, so the rubric weights *comprehensiveness* (0.34) and *instruction following* (0.27) higher than insight, reflecting the priority of factual coverage and section-by-section adherence over original argumentation.

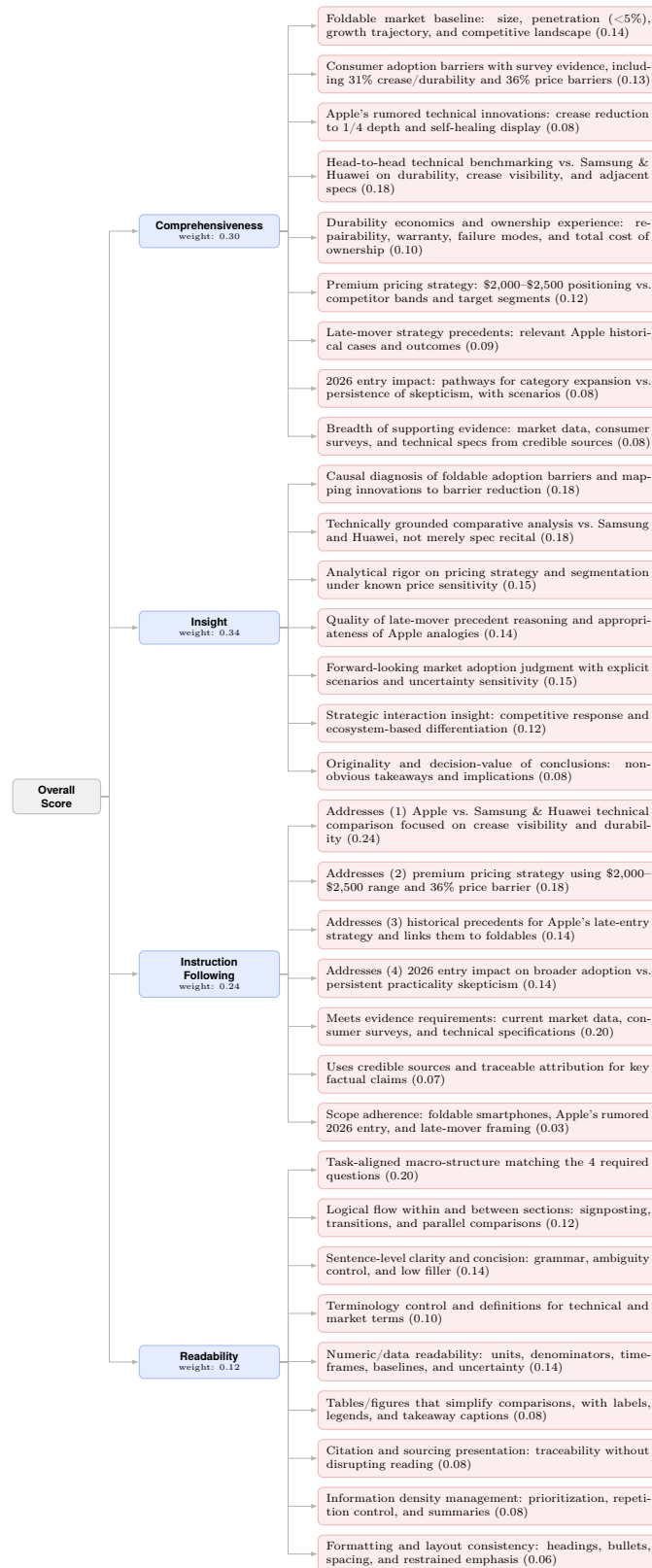


Figure 9 Rubric tree for the Apple iPhone Fold open-ended task. Layer 1 (gray): root score. Layer 2 (blue): four shared dimensions with their dimension weights. Layer 3 (red): task-specific sub-criteria with their intra-dimension weights (sum to 1 within each dimension). The candidate score is the dimension-weighted aggregate of node scores produced by a judge.

Open-Ended Task — Question

Write a comprehensive investment guide for individual investors considering the MSCI World Index as a core portfolio holding. Your guide should cover: (1) what the MSCI World Index represents and its key characteristics; (2) the main benefits of investing in it, including diversification and market coverage; (3) the primary risks and limitations investors should be aware of; and (4) practical considerations for investing through MSCI World ETFs. Support your analysis with current data on the index's composition, sector allocation, and historical performance.

Rubric Tree. Figure 10 shows the rubric tree for this how-to-guide style question. Note the contrast with the Apple example (Figure 9): *comprehensiveness* becomes the dominant dimension (0.34 vs. 0.30), *instruction following* rises (0.27 vs. 0.24) because the four prompted sections must each be covered, and *insight* drops (0.23 vs. 0.34) since the task is primarily expository rather than argumentative.

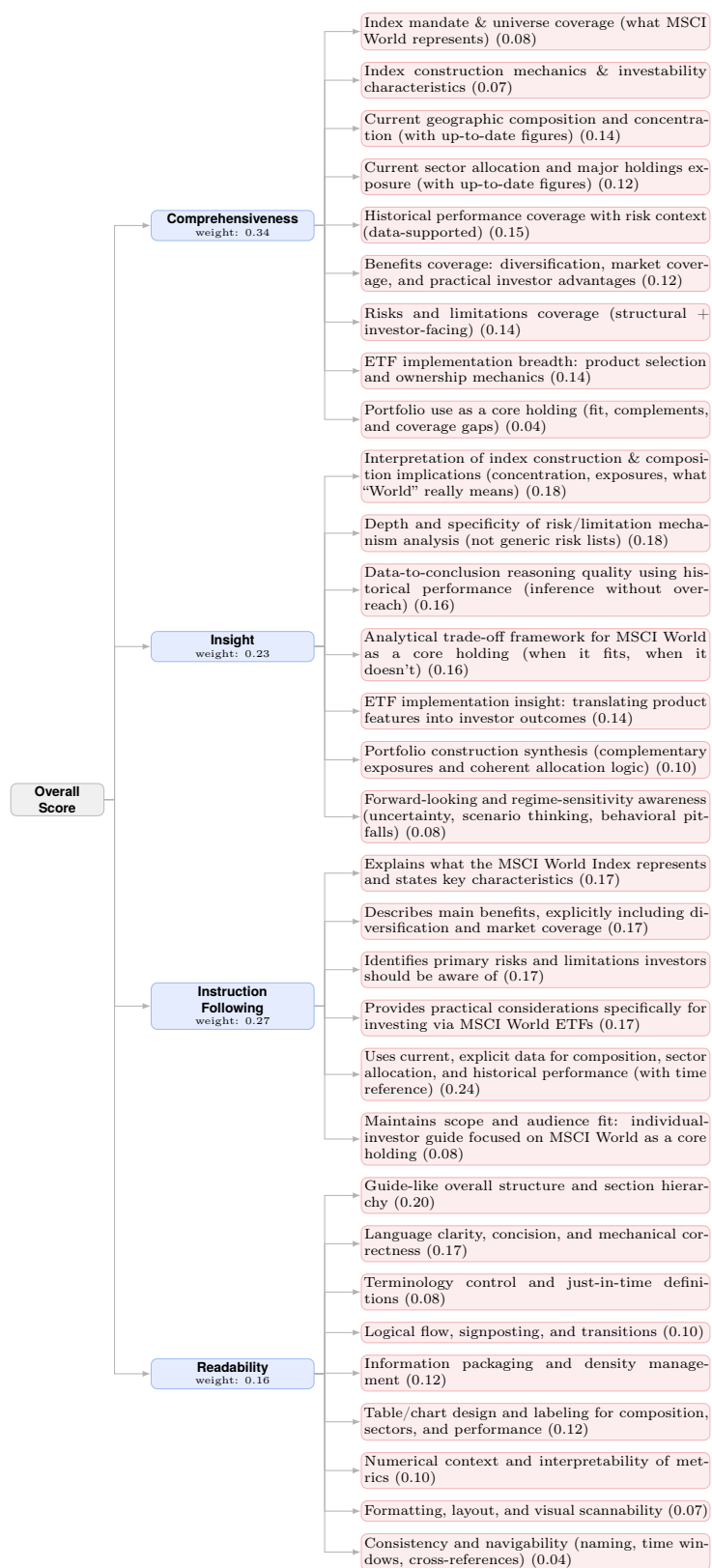


Figure 10 Rubric tree for the MSCI World Index open-ended task. Compared to Figure 9, weight shifts toward *comprehensiveness* and *instruction following*, reflecting the expository nature of the question.

K Related Work

Deep Research Agents. Recent advances extend LLMs with web search capabilities for complex knowledge-intensive tasks in domains such as finance and science (Hu et al., 2025; Tang et al., 2026). These systems are often referred to as *deep research agents*. Motivated by this promise, many deep research systems have been developed, including OpenAI DeepResearch (OpenAI, 2025a), Gemini DeepResearch (Google DeepMind, 2025), Claude Research (Anthropic, 2025b), and Kimi Researcher (Moonshot AI, 2025). Despite their effectiveness, these systems are based on proprietary models, and their data and training recipes are not publicly available. Recent open-weight efforts have begun to improve this situation. For example, Tongyi DeepResearch (Tongyi et al., 2025; Li et al., 2025; Wu et al., 2025a,b) proposes a complete training framework that combines mid-training, supervised fine-tuning, and reinforcement learning to train open-weight LLMs (Yang et al., 2025) as agents. Other efforts, such as DR Tulu (Shao et al., 2025), RedSearcher (Chu et al., 2026), and OpenResearcher (Li et al., 2026), further explore scaling agent training data through a range of automatic data generation strategies, such as model distillation and graph-based task synthesis. Despite recent progress, open-source deep research agents still lag behind proprietary systems in overall performance. In this work, we propose an effective and comprehensive training recipe that combines data synthesis, context management, and staged post-training to further narrow this gap.

Deep Research Tasks. Traditional multi-hop question answering benchmarks, such as HotpotQA (Yang et al., 2018) and 2WikiMultiHopQA (Ho et al., 2020), measure a narrower set of capabilities, requiring models to seek evidence and perform multi-hop reasoning, usually to produce short answers. Recent deep research benchmarks broaden these requirements toward long-horizon agentic search. BrowseComp (Wei et al., 2025) and BrowseComp-Plus (Chen et al., 2025) emphasize search depth, focusing on hard-to-find, entangled facts that require persistent web navigation, whereas WideSearch (Wong et al., 2025) emphasizes search width through a large-scale collection of individually verifiable atomic facts. Humanity’s Last Exam (HLE; Phan et al. (2025)) stresses knowledge-intensive reasoning over highly challenging expert-level queries, benefiting from external search. GAIA (Mialon et al., 2023) evaluates real-world search-and-reasoning tasks, where agents must combine web browsing, tool use, and multi-step inference to produce concise factual answers. Beyond fact seeking, Mind2Web 2 (Gou et al.) evaluates long-horizon web tasks with verifiable constraints and source attribution, requiring agents to return answers grounded in supporting links. Open-ended benchmarks, such as DeepResearch Bench (Du et al., 2025) and LiveResearchBench (Wang et al., 2026), evaluate a further capability: synthesizing information from diverse sources into coherent, well-structured, and reader-friendly long-form reports. Together, these benchmarks suggest that deep research agents must integrate multiple capabilities, including *fact seeking*, *citation grounding*, and *report synthesis*. Despite the complementary nature of these three capabilities, existing benchmarks and agent systems evaluate or support them only in isolation, and no prior work addresses them jointly within a unified framework. QUEST recipe aims to train a *general-purpose* deep research agent to fulfill the gap.