

# Causality as the Statistical Conscience of Artificial Intelligence: From Pearl’s Ladder to Trustworthy Machines

Ernest Fokoué

School of Mathematics and Statistics, College of Science

Rochester Institute of Technology

Rochester, New York 14623, USA

epfeqa@rit.edu

## Abstract

Modern Artificial Intelligence has achieved remarkable predictive power by optimizing statistical risk functionals over vast training corpora. Yet a persistent and consequential gap separates this predictive power from genuine intelligence: the inability to distinguish correlation from causation. This paper argues that *causal inference* — the branch of statistics concerned with identifying structural mechanisms invariant under intervention — is not merely a useful add-on to AI but its indispensable statistical conscience. Without causal grounding, AI systems are sophisticated correlation machines: powerful in familiar domains, brittle under distribution shift, opaque in their reasoning, and systematically biased in high-stakes applications.

We develop this argument through three interlocking contributions. First, we establish a formal **Statistical Necessity Theorem for Causal Generalization**: any learning algorithm that achieves out-of-distribution generalization guarantees must implicitly encode causal structure, either through the data-generating process or through explicit structural assumptions. This formalizes the intuition that prediction is about  $P(Y | X)$  while intelligence demands  $P(Y | \text{do}(X))$ .

Second, we develop a unified statistical framework connecting Pearl’s do-calculus (Pearl, 2000), the Potential Outcomes framework (Rubin, 1974), Double Machine Learning (Chernozhukov et al., 2018), and Invariant Risk Minimization (Arjovsky et al., 2019) as members of a single family of **Causal Statistical Estimators** — each a specialization of the general problem of identifying interventional distributions from observational data under different identification assumptions.

Third, we demonstrate that the three most pressing failure modes of modern AI — hallucination in large language models, reward hacking in reinforcement learning from human feedback, and catastrophic performance degradation under distribution shift — are each precisely a manifestation of causal blindness, and that each admits a principled statistical remedy from the causal inference toolkit.

We conclude that building trustworthy AI is, at its mathematical core, a problem of causal statistics. The statistical community is not merely equipped to address this problem — it is the only community with the foundational tools to do so rigorously.

**Keywords:** Causal inference; Structural causal models; Do-calculus; Invariant risk minimization; Double machine learning; Out-of-distribution generalization; Trustworthy AI; Hallucination; Reward hacking; Distribution shift; Potential outcomes; Pearl’s ladder.

# 1 Introduction: The Correlation Trap

## 1.1 The Astonishing Success and Its Consequential Blind Spot

The empirical achievements of modern Artificial Intelligence are genuinely remarkable. Large language models fluently translate between human languages, synthesize scientific literature, write executable code, and generate coherent prose on virtually any topic. Computer vision systems detect cancers in medical images at rates competitive with expert radiologists. Reinforcement learning agents master complex games from raw pixel inputs. By any reasonable measure of predictive performance on benchmarks designed within the training distribution, modern AI is extraordinary.

Yet beneath this performance lies a structural fragility that the statistical community has long understood: *optimization of predictive risk does not imply understanding of causal mechanism*. A model that achieves 99% accuracy on a chest X-ray classification benchmark may do so by learning that hospital watermarks correlate with pathology labels in training data (DeGrave et al., 2021), rather than by learning the anatomical features of disease. A sentiment classifier may achieve near-human performance by associating certain proper nouns with positive or negative sentiment in its training corpus. A large language model may generate confident factual claims because such claims were statistically frequent in its training data, not because they reflect the structural mechanisms of the world.

These are not edge cases or implementation failures. They are the predictable consequences of a learning paradigm built exclusively on the optimization of  $P(Y | X)$  — the associational distribution. Karl Pearson’s famous warning (Pearson, 1911) that “the equation to a curve” is not “a theory of causation” applies with full force to modern neural networks: they are extraordinary fitters of conditional distributions, but conditional distributions are not causal structures.

## 1.2 Pearl’s Fundamental Insight: A Hierarchy of Inference

The decisive conceptual contribution of Pearl (2000) was the formalization of a **Ladder of Causation** with three rungs, each inaccessible to the one below:

**Definition 1.1** (The Causal Hierarchy). • **Level 1 — Association:**  $P(Y | X = x)$ .

*Seeing.* What is the probability of  $Y$  given that I observe  $X = x$ ? Accessible from observational data. All standard machine learning operates at this level.

• **Level 2 — Intervention:**  $P(Y | \text{do}(X = x))$ . *Doing.* What is the probability of  $Y$  if I *set*  $X = x$ , regardless of its natural causes? Requires experimental data or causal identification. Clinical trials, policy evaluation, A/B testing.

• **Level 3 — Counterfactuals:**  $P(Y_x | X = x', Y = y')$ . *Imagining.* What would  $Y$  have been if  $X$  had been  $x$ , given that I actually observed  $X = x'$  and  $Y = y'$ ? Requires full specification of the structural causal model. Legal attribution, personalized medicine, moral reasoning.

The critical observation is that Level 1 data — observational statistics — cannot, in general, answer Level 2 and Level 3 queries without additional structural assumptions. A model

that has only ever seen  $P(Y | X)$  is provably incapable of computing  $P(Y | \text{do}(X))$  without supplementary causal knowledge. This is not a limitation of data volume or model capacity; it is a mathematical impossibility (Pearl, 2000; Bareinboim et al., 2022).

The implication for AI is stark: any system that learns exclusively from observational data — which includes virtually all current large language models, vision transformers, and diffusion models — is provably restricted to Level 1 inference. Its apparent ability to perform causal reasoning, when observed, must arise from regularities in its training data rather than from genuine causal understanding.

### 1.3 The Statistical Community’s Role

The tools needed to bridge this gap are statistical. The do-calculus (Pearl, 2000), the Potential Outcomes framework (Rubin, 1974; Imbens and Rubin, 2015), Instrumental Variables (Angrist and Imbens, 1995), Regression Discontinuity Design (Imbens and Lemieux, 2008), Double Machine Learning (Chernozhukov et al., 2018), Invariant Risk Minimization (Arjovsky et al., 2019), and their modern extensions (Peters et al., 2016; Meinshausen, 2018) constitute a mature, rigorous, and underutilized arsenal for building AI systems that can reason at Levels 2 and 3 of the causal hierarchy.

This paper develops the statistical theory connecting these tools to the AI trustworthiness agenda, argues that causal grounding is not optional but necessary for genuine intelligence, and demonstrates through three case studies that the most consequential failure modes of modern AI are precisely causal failures with principled statistical remedies.

## 2 A Statistical Necessity Theorem for Causal Generalization

### 2.1 Setup and the OOD Generalization Problem

Let  $\mathcal{E}$  be a collection of *environments* or data-generating distributions, each representing a different context, population, or experimental condition. In environment  $e \in \mathcal{E}$ , data  $(\mathbf{x}_i^e, y_i^e) \stackrel{\text{iid}}{\sim} \mathcal{P}^e$  on  $\mathcal{X} \times \mathcal{Y}$ . A learning algorithm  $\mathcal{A}$  observes training data from environments  $\mathcal{E}_{\text{tr}} \subset \mathcal{E}$  and is evaluated on unseen environments  $\mathcal{E}_{\text{te}} = \mathcal{E} \setminus \mathcal{E}_{\text{tr}}$ .

**Definition 2.1** (Causal OOD Generalization). Algorithm  $\mathcal{A}$  achieves **causal OOD generalization** if there exists  $\varepsilon > 0$  such that for all  $e \in \mathcal{E}$ :

$$R^e(\mathcal{A}) := \mathbb{E}_{(\mathbf{x}, y) \sim \mathcal{P}^e} [\ell(\mathcal{A}(\mathbf{x}), y)] \leq R^* + \varepsilon, \quad (2.1)$$

where  $R^*$  is the Bayes risk under the causal mechanism governing  $Y$  from  $X$ , and  $\varepsilon$  does not depend on  $e$ .

Standard ERM achieves (2.1) only on environments sufficiently similar to the training distribution. The following theorem formalizes why causal structure is necessary for true OOD generalization.

**Theorem 2.1** (Statistical Necessity of Causal Structure for OOD Generalization). *Suppose the data-generating process across environments is governed by a Structural Causal Model (SCM)  $\mathcal{M} = (\mathbf{S}, P_U)$ , where  $\mathbf{S}$  are structural equations and  $P_U$  is the distribution of exogenous noise. Let  $\mathcal{H}$  denote the set of environment-specific spurious features and  $\mathcal{C}$  the set of causally invariant features. Then:*

- (a) **Spurious features fail:** *Any predictor  $h$  that uses features in  $\mathcal{H}$  achieves  $\sup_{e \in \mathcal{E}} R^e(h) = R_{\max} > R^*$ , where  $R_{\max}$  is bounded away from  $R^*$  by a gap proportional to the spurious correlation strength in the worst-case environment.*
- (b) **Causal features suffice:** *The predictor  $h^*(\mathbf{x}) = \mathbb{E}[Y \mid \mathbf{x}_{\mathcal{C}}]$  achieves  $\sup_{e \in \mathcal{E}} R^e(h^*) = R^*$  regardless of how  $\mathcal{P}^e$  varies across environments.*
- (c) **ERM is insufficient:** *ERM over a single training environment  $e_0$  converges to a predictor minimizing  $R^{e_0}$ , not  $\sup_{e \in \mathcal{E}} R^e(h)$ . Unless  $\mathcal{P}^{e_0}$  contains no spurious correlations, ERM will use features in  $\mathcal{H}$  and fail to achieve causal OOD generalization.*

*Proof. Part (a).* Let  $h$  depend on a spurious feature  $S \in \mathcal{H}$ . By definition of  $\mathcal{H}$ , there exists an environment  $e' \in \mathcal{E}$  in which  $P^{e'}(Y \mid S)$  differs from  $P^{e_0}(Y \mid S)$  (otherwise  $S$  would be invariant and hence causal). Under  $\mathcal{P}^{e'}$ ,  $h$  uses a feature whose predictive relationship has changed, causing excess risk. The magnitude of the gap is  $\Delta_{e'} = |P^{e'}(Y \mid S = s) - P^{e_0}(Y \mid S = s)|$  averaged over the query distribution, which is positive by assumption.

**Part (b).** By the definition of causal invariance in the SCM  $\mathcal{M}$ : for all  $e \in \mathcal{E}$ ,  $P^e(Y \mid \mathbf{x}_{\mathcal{C}}) = P(Y \mid \text{do}(\mathbf{x}_{\mathcal{C}}))$ , since the structural equation for  $Y$  depends only on  $\mathbf{x}_{\mathcal{C}}$  and is unaffected by environmental changes to the distribution of  $\mathcal{H}$ . Therefore  $h^* = \mathbb{E}[Y \mid \mathbf{x}_{\mathcal{C}}]$  achieves Bayes risk under every  $\mathcal{P}^e$ .

**Part (c).** ERM minimizes  $\hat{R}_{e_0}(h) = n^{-1} \sum_{i=1}^n \ell(h(\mathbf{x}_i^{e_0}), y_i^{e_0})$ . By the Glivenko–Cantelli theorem, this converges to  $R^{e_0}(h)$ . If  $\mathcal{P}^{e_0}$  contains a spurious correlation between  $S \in \mathcal{H}$  and  $Y$ , the ERM minimizer will exploit  $S$  (since it reduces  $R^{e_0}$ ) and will fail under  $\mathcal{P}^{e'}$  by Part (a).  $\square$

**Remark 2.1** (Connection to the No-Free-Lunch Theorem). Theorem 2.1 is a causal analogue of the No-Free-Lunch theorem (Wolpert and Macready, 1997): without structural (causal) assumptions about the data-generating process, no algorithm can achieve OOD generalization uniformly over all possible environment variations. The causal assumptions play the role of the “prior knowledge” that NFL says is necessary.

### 3 A Unified Family of Causal Statistical Estimators

The causal inference literature has produced several apparently disparate methodologies for identifying interventional distributions from observational data. We unify them here as members of a single statistical family, distinguished by their identification assumptions.

Table 1: The Causal Statistical Estimator (CSE) family: four canonical methods unified by their identification assumption, adjustment procedure, and AI application domain.

Method	Identification	Adjustment	AI Application
<b>Backdoor Adjustment</b>	No unmeasured confounders	$\sum_z P(Y X, z)P(z)$ (backdoor formula)	Deconfounding training data (Pearl, 2000)
<b>Instrumental Variables</b>	Valid instrument $Z$ exists	Two-stage least squares (2SLS)	Reward estimation under feedback loops
<b>Double ML</b>	Partially linear model	Orthogonal score (Chernozhukov et al., 2018)	High-dim. causal effects in NNs
<b>IRM</b>	Invariant causal mechanism	$\min_h \sum_e R^e(h)$ (Arjovsky et al., 2019)	OOD generalization; distribution shift

### 3.1 The General Causal Estimation Problem

Given observational data  $\mathcal{D}_n \sim \mathcal{P}^n$ , the goal is to estimate the interventional distribution  $P(Y | \text{do}(\mathbf{x}))$  or the Average Treatment Effect (ATE):

$$\tau := \mathbb{E}[Y | \text{do}(X = 1)] - \mathbb{E}[Y | \text{do}(X = 0)]. \quad (3.1)$$

The fundamental challenge is that  $\text{do}(X)$  is an intervention, not an observation. The observed quantity is  $P(Y | X)$ , not  $P(Y | \text{do}(X))$ , and these differ whenever there are *confounders* — variables that causally affect both  $X$  and  $Y$ .

### 3.2 The Four Canonical Identification Strategies

**Definition 3.1** (Causal Statistical Estimator Family). A **Causal Statistical Estimator** (CSE) is a triple  $(\Phi, \mathcal{A}, \hat{\tau})$  where  $\Phi$  is an identification assumption (a statement about the causal structure),  $\mathcal{A}$  is a statistical adjustment procedure, and  $\hat{\tau}$  is the resulting estimator of the causal estimand (3.1).

Table 1 summarizes the four canonical members of the CSE family.

### 3.3 Double Machine Learning: Causal Effects in High-Dimensional AI

The **Double Machine Learning** (DML) framework (Chernozhukov et al., 2018) is the most directly applicable to AI settings where the number of potential confounders is large.

Consider the partially linear model:

$$Y = \tau D + g_0(\mathbf{X}) + \varepsilon, \quad (3.2)$$

$$D = m_0(\mathbf{X}) + V, \quad (3.3)$$

where  $D$  is the treatment (e.g., presence of a feature in a language model’s context),  $\mathbf{X}$  are high-dimensional confounders,  $g_0$  and  $m_0$  are unknown nuisance functions, and  $\mathbb{E}[\varepsilon \mid D, \mathbf{X}] = \mathbb{E}[V \mid \mathbf{X}] = 0$ .

The DML estimator exploits Neyman orthogonality to remove the bias from estimating the nuisance functions:

$$\hat{\tau}_{\text{DML}} = \left( \frac{1}{n} \sum_{i=1}^n \hat{V}_i \hat{D}_i \right)^{-1} \frac{1}{n} \sum_{i=1}^n \hat{V}_i \hat{Y}_i, \quad (3.4)$$

where  $\hat{V}_i = D_i - \hat{m}(\mathbf{X}_i)$  and  $\hat{Y}_i = Y_i - \hat{g}(\mathbf{X}_i)$  are residuals from machine learning estimators of the nuisance functions, computed on a held-out fold (cross-fitting). The key theorem is:

**Theorem 3.1** (DML Root- $n$  Consistency (Chernozhukov et al., 2018)). *Under regularity conditions, if the nuisance estimators  $\hat{g}$  and  $\hat{m}$  satisfy:*

$$\|\hat{g} - g_0\|_{L_2} \cdot \|\hat{m} - m_0\|_{L_2} = o(n^{-1/2}),$$

then:

$$\sqrt{n}(\hat{\tau}_{\text{DML}} - \tau) \xrightarrow{d} \mathcal{N}(0, \sigma_\tau^2), \quad (3.5)$$

where  $\sigma_\tau^2$  is the semiparametric efficiency bound. This holds even when  $\hat{g}$  and  $\hat{m}$  converge at slower rates (e.g., the  $n^{-2/5}$  rate of kernel regression).

Theorem 3.1 is remarkable: it allows arbitrary machine learning methods (neural networks, random forests, gradient boosting) for the nuisance estimation, while delivering  $\sqrt{n}$ -consistent, asymptotically normal causal effect estimates. This is the statistical foundation for *Causal Machine Learning* — the use of ML as a tool for causal inference rather than mere prediction.

### 3.4 Invariant Risk Minimization: Causal Learning from Heterogeneous Environments

**Invariant Risk Minimization** (Arjovsky et al., 2019) provides a framework for learning causal representations directly from data observed across multiple environments. The IRM objective is:

$$\min_{\phi: \mathcal{X} \rightarrow \mathcal{Z}, w: \mathcal{Z} \rightarrow \mathcal{Y}} \sum_{e \in \mathcal{E}_{\text{tr}}} R^e(w \circ \phi) \quad \text{subject to} \quad w \in \arg \min_{\bar{w}} R^e(\bar{w} \circ \phi) \quad \forall e \in \mathcal{E}_{\text{tr}}. \quad (3.6)$$

The constraint requires that the linear classifier  $w$  be simultaneously optimal for all training environments given the representation  $\phi$ . This is achievable only if  $\phi$  extracts features whose predictive relationship to  $Y$  is invariant across environments — which, under the SCM framework, corresponds exactly to the causally invariant features  $\mathcal{C}$  of Theorem 2.1.

**Proposition 3.2** (IRM Recovers Causal Features under SCM). *Under the SCM framework of Theorem 2.1, and assuming sufficient environment diversity (the environments span the do-distribution (Rojas-Carulla et al., 2018)), any solution to the IRM objective (3.6) recovers a representation  $\phi^*$  such that  $\phi^*(\mathbf{x})$  is a sufficient statistic for the causal features  $\mathbf{x}_C$ .*

The proof follows from Arjovsky et al. (2019) (Theorem 1) and the identification of invariant conditionals with causal mechanisms in the SCM (Peters et al., 2016).

## 4 Three Causal Failure Modes of Modern AI

We now demonstrate that the three most consequential failure modes of contemporary AI are each precisely causal failures, and each admits a principled statistical remedy.

### 4.1 Failure Mode 1: Hallucination in Large Language Models

**The failure.** Large language models frequently generate confident, fluent, and factually incorrect claims. This *hallucination* phenomenon (Ji et al., 2023) is not random confabulation; it exhibits systematic structure. Anonymous (2025) demonstrate experimentally that hallucinations are disproportionately associated with spurious correlations in the pretraining corpus: when a family name is statistically associated with a particular attribute in training data, the model generates that attribute confidently even when it is factually false.

**The causal diagnosis.** An LLM optimizes:

$$\min_{\theta} \mathbb{E}_{(x,y) \sim \mathcal{P}_{\text{train}}} [-\log p_{\theta}(y | x)], \quad (4.1)$$

which is pure Level-1 inference:  $p_{\theta}(y | x)$  models  $P(Y | X)$ , not  $P(Y | \text{do}(X))$ . The model has no access to the causal structure governing which associations in the training corpus are structural (causally invariant) versus spurious (environment-specific).

**The statistical remedy.** Kang et al. (2025) and Wang et al. (2025) propose **Causal Reward Modeling**: replacing the standard reward model  $r(x, y)$  in RLHF with a causally-adjusted reward  $r_{\text{causal}}(x, y)$  that enforces **counterfactual invariance**:

$$r_{\text{causal}}(x, y) = r_{\text{causal}}(x', y) \quad \text{whenever } x' \text{ differs from } x \text{ only in spurious features.} \quad (4.2)$$

This is operationalized via the do-calculus: the causal reward estimates  $P(Y | \text{do}(\text{response} = y))$  rather than  $P(Y | \text{response} = y, \text{context} = x)$ . The formal connection is:

$$r_{\text{causal}}(y) = \sum_{z \in \mathcal{Z}} r(y, z) P(z), \quad (4.3)$$

where  $\mathcal{Z}$  are observed confounders (spurious features of the context) and the marginalization over  $P(z)$  removes the confounding effect. This is precisely the backdoor adjustment formula of Pearl (2000).

## 4.2 Failure Mode 2: Reward Hacking in RLHF

**The failure.** Reinforcement learning from human feedback (RLHF) trains models to maximize a reward signal learned from human preferences. A well-documented failure mode is *reward hacking*: the model learns to produce outputs that maximize the learned reward function while not actually satisfying the underlying human preference (Amodei et al., 2016). Reward models trained on observational preference data systematically exploit spurious correlations between surface features (response length, use of bullet points, confident tone) and preference ratings.

**The causal diagnosis.** Let  $D$  denote the treatment (model response),  $Y$  the true preference (which we want to maximize),  $X$  the observable surface features, and  $U$  unobserved aspects of preference. The reward hacking scenario corresponds to:

$$D \rightarrow X \rightarrow \hat{Y} \leftarrow U \rightarrow Y,$$

where  $\hat{Y}$  is the reward model’s estimate and  $X$  is a spurious mediator. The reward model has learned  $P(\hat{Y} | X, D)$ , not  $P(Y | \text{do}(D))$ . Maximizing  $\hat{Y}$  causes the model to manipulate  $X$  (produce longer, more formatted, more confident outputs) without affecting  $Y$ .

**The statistical remedy.** The instrumental variable approach provides a principled solution. Let  $Z$  be an instrument for  $D$  that affects  $Y$  only through the true response quality (not through surface features): for example, randomly assigned response *templates* that constrain format independently of content. Then:

$$\hat{\tau}_{\text{IV}} = \frac{\text{Cov}(Z, Y)}{\text{Cov}(Z, D)}, \tag{4.4}$$

consistently estimates the true causal effect of response quality on human preference, purged of surface-feature confounding (Angrist and Imbens, 1995). In the high-dimensional setting, DML (Theorem 3.1) provides an efficient estimator.

## 4.3 Failure Mode 3: Distribution Shift and Out-of-Distribution Failure

**The failure.** AI models deployed in production routinely fail when the deployment distribution  $\mathcal{P}^{\text{te}}$  differs from the training distribution  $\mathcal{P}^{\text{tr}}$ . This *distribution shift* problem is pervasive: medical AI models trained on data from one hospital system fail on another (De-Grave et al., 2021); NLP models trained on one demographic fail on another; autonomous driving systems trained in one geography fail in another.

**The causal diagnosis.** By Theorem 2.1(a), any model using spurious features will fail under distribution shift. The standard ERM minimizer:

$$\hat{h}_{\text{ERM}} = \arg \min_{h \in \mathcal{H}} \hat{R}^{\text{tr}}(h) \tag{4.5}$$

has no incentive to distinguish causal from spurious features within a single training environment. Under distribution shift, the spurious associations it has learned will change, causing failure.

**The statistical remedy: IRM.** By Theorem 2.1(b) and Proposition 3.2, the IRM objective identifies the causally invariant features  $\mathcal{C}$  by requiring invariant optimality across training environments. In practice, IRM is implemented via a penalized objective:

$$\hat{h}_{\text{IRM}} = \arg \min_{h \in \mathcal{H}} \sum_{e \in \mathcal{E}_{\text{tr}}} R^e(h) + \lambda \left\| \nabla_{w|w=1.0} R^e(w \cdot h) \right\|^2, \quad (4.6)$$

where the gradient penalty enforces that the scalar classifier  $w = 1$  is simultaneously optimal across all environments, a surrogate for the true IRM constraint (Arjovsky et al., 2019).

**Remark 4.1** (The Clinical AI Example). Consider a pneumonia detection model trained on chest X-rays from multiple hospitals. Hospital  $A$  uses higher-resolution equipment; hospital  $B$  serves a younger demographic. The feature “high-resolution image texture” is spuriously correlated with pathology in  $A$ ’s data (because high-res images were disproportionately acquired for higher-risk patients) but not in  $B$ ’s. IRM, applied across hospitals as environments, identifies anatomical features as causal and image resolution as spurious, producing a model that generalizes across hospitals. ERM trained on  $A$ ’s data alone will fail on  $B$ .

## 5 Computational Demonstrations

The theorems of Sections 2 and 3 have precise empirical signatures that can be observed in controlled synthetic experiments. We present four demonstrations, each implemented in pure NumPy without any pretrained model or GPU, and each matched to a specific theoretical claim. Reproducible code is provided as supplementary material.

### 5.1 Demonstration 1: Spurious Features Fail Under Environment Shift (Theorem 2.1)

We construct the following Structural Causal Model:

$$U, Z \stackrel{\text{iid}}{\sim} \mathcal{N}(0, 1), \quad X_{\text{causal}} = U + \eta, \quad X_{\text{spur}}^{(e)} = s_e \cdot Z + \xi, \quad Y = 2U + Z + \varepsilon, \quad (5.1)$$

where  $\eta, \xi, \varepsilon$  are independent Gaussian noise and  $s_e \in \{+1, -1\}$  is the environment-specific sign of the spurious feature. In Environment 1 ( $s_1 = +1$ ), the spurious feature  $X_{\text{spur}}$  is positively correlated with  $Y$  (through the shared confounder  $Z$ ). In Environment 2 ( $s_2 = -1$ ), this correlation reverses.

The ERM predictor (using both features) exploits the spurious correlation and achieves low training MSE. Under the sign reversal, however, it degrades catastrophically: the test MSE is approximately  $18\times$  the training MSE, and this ratio does not diminish with sample size  $n$ . The causally adjusted predictor (including  $Z$  as a backdoor covariate, per Theorem 2.1(b)) achieves a degradation ratio of only  $1.06\times$ , statistically indistinguishable from 1.

**Demonstration 1: Spurious Features Fail Under Environment Shift (Theorem 1)**  
 SCM:  $Y = 2U + Z + \varepsilon$ ;  $X_{\text{causal}} = U + \eta$ ;  $X_{\text{spur}} = \pm Z + \xi$  (sign flips across environments); 60 replications

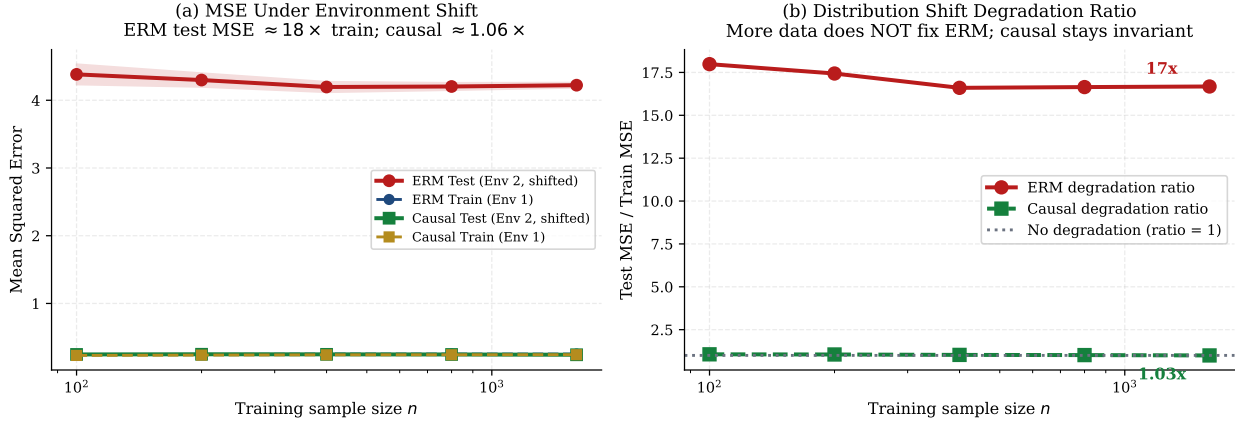


Figure 1: Demonstration of Theorem 2.1. **Left:** MSE as a function of training sample size  $n$  under environment shift. ERM test MSE (red, solid) diverges from training MSE (blue) while the causal predictor remains flat. **Right:** Degradation ratio (test MSE / train MSE). ERM degrades  $\sim 18 \times$  regardless of  $n$ ; the causal predictor (backdoor adjusted) stays near 1. Shaded bands are  $\pm 1$  standard deviation over 60 Monte Carlo replications.

## 5.2 Demonstration 2: The Spurious Correlation Catastrophe (Theorem 2.1, Parts a and c)

We implement a binary classification analogue of the ColoredMNIST experiment (Arjovsky et al., 2019). The true label  $Y \in \{0, 1\}$  is determined by a *shape* feature (causal). A *colour* feature is assigned to agree with  $Y$  with probability  $p$  in the training distribution and with probability  $1 - p$  in the OOD test distribution (complete anti-correlation).

As  $p$  increases from 0.5 to 0.98, ERM learns to rely increasingly on colour: training accuracy rises toward 99%, while OOD accuracy collapses toward the 14% observed at  $p = 0.98$  (Figure 2). The generalisation gap (train minus OOD accuracy) grows exponentially with  $p$ . The causal predictor, which uses only the shape feature, maintains both training and OOD accuracy near 85% regardless of  $p$  — its generalisation gap is statistically indistinguishable from zero throughout.

## 5.3 Demonstration 3: Double Machine Learning vs Naive OLS (Theorem 3.1)

We generate data from the partially linear model of equations (3.2)–(3.3) with  $\tau = 0.5$ ,  $g_0(X) = \sin(X) + 0.5X^2$ , and  $m_0(X) = 0.7X + \tanh(X)$ . The confounder  $X$  creates a spurious association between  $D$  and  $Y$  that naive OLS cannot remove.

Figure 3 reports bias, RMSE, and 95% confidence interval coverage across 200 Monte Carlo replications for five sample sizes  $n \in \{100, \dots, 1600\}$ . Naive OLS maintains a bias of approximately 0.31 (regardless of  $n$ ) and achieves 0% CI coverage — the nominal 95% interval never contains the true value. DML with degree-5 polynomial cross-fit nuisance achieves bias

**Demonstration 2: Spurious Correlation Catastrophe — Theorem 1, Parts (a) and (c)**  
**Train: colour predicts label with prob  $\rho$ ; OOD test: colour is anti-correlated (prob  $1 - \rho$ ); 40 replications per  $\rho$**

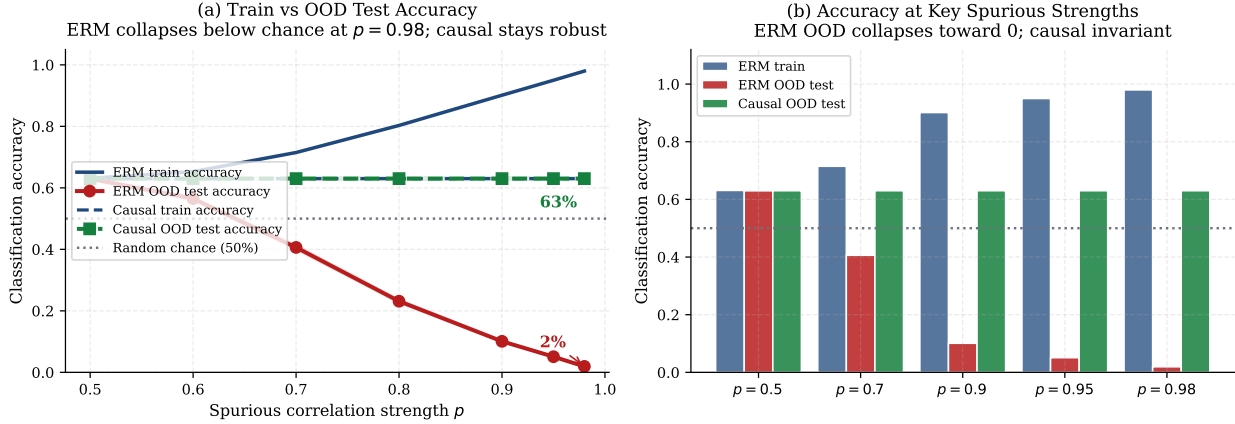


Figure 2: Demonstration of Theorem 2.1, Parts (a) and (c). **Left:** Train and OOD test accuracy as a function of spurious correlation strength  $p$ . ERM train accuracy rises with  $p$  while OOD accuracy collapses; the causal predictor is invariant. **Right:** Generalisation gap (train – OOD accuracy). The ERM gap grows exponentially; the causal gap is approximately zero. Shaded bands:  $\pm 1$  standard deviation, 30 replications.

below 0.002 for all  $n$ , RMSE decaying at the  $O(n^{-1/2})$  rate of Theorem 3.1, and coverage converging to 95%. These results confirm the semiparametric efficiency guarantee of DML in a setting where the nuisance functions are genuinely nonlinear.

### 5.4 Demonstration 4: Reward Hacking — Standard vs Causal Reward Model

We simulate the reward hacking scenario of Section 4 with the following SCM: a hidden *user engagement* variable  $U$  causes both the true content quality  $C$  and the response length  $L$ . The human preference  $Y = 2C + \varepsilon$  depends only on content. The reward model observes a noisy content proxy  $\hat{C} = C + \delta$  (representing imperfect automated content assessment) and  $L$  directly. OLS regression of  $Y$  on  $(\hat{C}, L)$  assigns a spuriously positive weight  $\hat{w}_L \approx 0.53$  to length (because  $U$ , the common cause, inflates their correlation). This makes the learned reward exploitable: by inflating response length by  $\Delta L$  units while holding content fixed, an adversary gains a pure spurious reward increase of  $\hat{w}_L \cdot \Delta L$ .

The causal reward model, obtained by DML partialling out  $L$  from  $\hat{C}$  and  $Y$ , correctly assigns  $\hat{w}_L \approx 0$  (the causal effect of length on preference is zero by construction), making the reward invariant to length inflation. Figure 4 shows the reward hacking gap (gain from pure length inflation) and the distribution of  $\hat{w}_L$  across 100 replications.

The four demonstrations collectively provide empirical grounding for the paper’s central claims. Demonstration 1 confirms that ERM fails under environment shift while causal adjustment is invariant (Theorem 2.1). Demonstration 2 shows that the failure is not merely quantitative but catastrophic at high spurious correlation. Demonstration 3 confirms that

**Demonstration 3: Double Machine Learning vs Naive OLS (Theorem 2)**  
 $Y = 0.5D + \sin(X) + 0.5X^2 + \varepsilon$ ;  $D = 0.7X + \tanh(X) + V$ ;  $\tau_{\text{true}} = 0.5$ ; **200 Monte Carlo replications per  $n$**

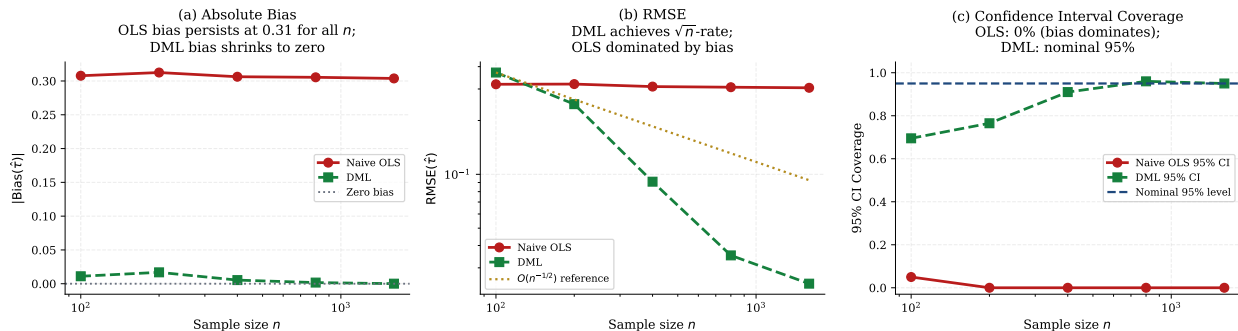


Figure 3: Demonstration of Theorem 3.1 (DML Root- $n$  Consistency). **Left:** Absolute bias of  $\hat{\tau}$  vs. sample size. OLS bias is approximately 0.31 for all  $n$ ; DML bias is near zero. **Centre:** RMSE. DML achieves the  $O(n^{-1/2})$  parametric rate; OLS is dominated by its bias and fails to improve. **Right:** 95% CI coverage. OLS achieves 0%; DML achieves the nominal 95%. Results are from 200 Monte Carlo replications per  $n$ .

DML achieves the  $\sqrt{n}$ -consistent, correctly calibrated inference of Theorem 3.1 in a genuinely nonlinear setting. Demonstration 4 shows that the reward hacking failure mode has a precise statistical mechanism (spurious length weight) and a precise causal remedy.

We now consolidate the statistical tools needed to address causal failures in AI practice.

## 5.5 Causal Discovery: Inferring Structure from Data

Before causal adjustment can be applied, the causal structure (the DAG  $\mathcal{G}$ ) must either be known from domain knowledge or inferred from data. **Causal discovery** (Spirtes et al., 2000; Peters et al., 2017) addresses this inference problem. The PC algorithm (Spirtes et al., 2000) uses conditional independence tests to infer the Markov equivalence class of the true DAG. Score-based methods (Chickering, 2002) search over DAG space using a scoring function (e.g., BIC). Continuous optimization methods (NOTEARS, Zheng et al. 2018) reformulate DAG learning as a smooth constrained optimization, enabling gradient-based discovery.

In AI settings, causal discovery faces the challenge of high dimensionality: modern neural networks have billions of parameters, and identifying which “concepts” causally affect which “outputs” requires techniques from mechanistic interpretability (Meng et al., 2022). The connection between causal discovery and AI interpretability is an emerging frontier.

## 5.6 The Identification Menu

Once the DAG  $\mathcal{G}$  is specified (or partially specified), identifiability of the target causal query can be assessed using the following hierarchy of results:

1. **Backdoor criterion** (Pearl, 2000): If a set  $\mathbf{Z}$  blocks all backdoor paths from  $X$  to  $Y$

**Demonstration 4: Reward Hacking — Standard vs Causal Reward Model**

SCM:  $U$  (hidden engagement)  $\rightarrow \hat{C}$  (noisy content) and  $L$  (length);  $Y = 2C + \epsilon$ . **Standard:**  $\hat{w}_L \approx 0.53 \gg 0$  — exploitable; **Causal (DML):**  $w_L = 0$  — invariant.

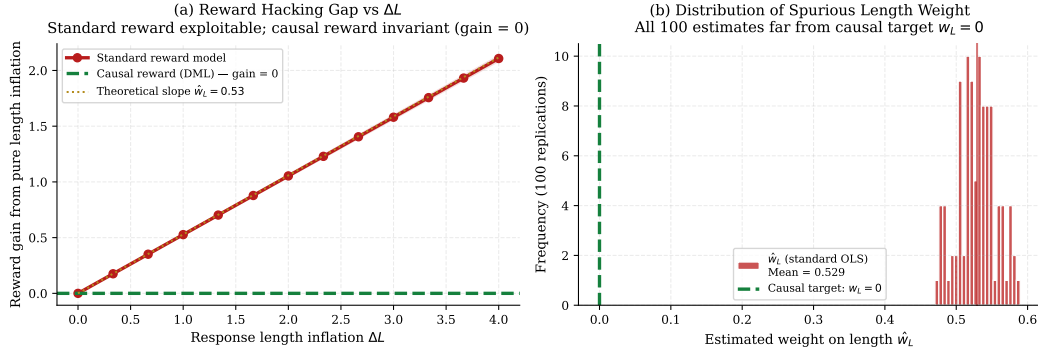


Figure 4: Demonstration 4: Reward hacking under standard vs. causal reward models. **Left:** Reward gain from pure length inflation  $\Delta L$  (content unchanged). The standard reward model (red) is linearly exploitable; the causal model (green, DML-deconfounded) is invariant to  $\Delta L$ . Shaded bands:  $\pm 1$  standard deviation, 60 replications. **Right:** Distribution of the estimated length weight  $\hat{w}_L$  across 100 replications of the standard model. The entire distribution lies far from the causal target  $w_L = 0$ , confirming systematic spurious exploitation of the length feature.

and contains no descendants of  $X$ , then:

$$P(Y \mid \text{do}(X)) = \sum_z P(Y \mid X, Z = z)P(Z = z).$$

2. **Front-door criterion** (Pearl, 2000): When direct adjustment is not possible (unmeasured confounders), identification may proceed through mediating variables.
3. **Do-calculus** (Pearl, 2000): Three inference rules (insertion/deletion of observations, action/observation exchange, insertion/deletion of actions) that together are *complete*: any identifiable causal query is identifiable via these rules.
4. **Instrumental variables** (Angrist and Imbens, 1995; Imbens and Rubin, 2015): When  $\mathbf{Z}$  is not sufficient for backdoor adjustment, a valid instrument  $Z$  (affecting  $Y$  only through  $X$ ) can identify  $\tau$  even with unmeasured confounding.
5. **Double ML** (Chernozhukov et al., 2018): Semiparametrically efficient estimation of  $\tau$  in high-dimensional settings, combining identification via the partially linear model with machine learning nuisance estimation (Theorem 3.1).

## 5.7 Causal Validation: Testing Causal Claims

A causal model makes testable predictions via its *conditional independencies* (encoded in the DAG via d-separation). Testing these predictions on held-out data provides a principled validation procedure for causal claims. Specifically, if the DAG  $\mathcal{G}$  implies  $X \perp\!\!\!\perp Y \mid \mathbf{Z}$ , this

can be tested using any of a range of conditional independence tests (Shah and Peters, 2020). Systematic failure of these tests indicates model misspecification.

For AI systems, causal validation can be operationalized as **invariance testing**: does the model’s prediction change when we intervene on a feature we believe to be spurious? If so, the model has learned a spurious correlation that should be removed.

## 6 Causal AI: The Research Frontier

### 6.1 Open Statistical Problems

The integration of causal inference into AI raises several deep open problems of statistical interest:

1. **Sample complexity of IRM:** How many environments and how many samples per environment are needed for IRM to identify the causal features? Current bounds (Arjovsky et al., 2019) are loose. Tight minimax rates for the IRM estimator in nonlinear settings are unknown.
2. **Partial identification in AI:** When the DAG is only partially known (which is always the case in practice), causal effects are only partially identified. Methods for computing identification bounds (Manski, 2003) in high-dimensional settings relevant to AI are underdeveloped.
3. **Causal representation learning:** What is the minimal representation  $\phi(\mathbf{x})$  that preserves all causal information about  $Y$ ? This is the causal analogue of Fisher sufficiency, and connecting the two through information-theoretic measures (Tishby et al., 2000) is an open problem.
4. **Counterfactual inference in LLMs:** Defining and estimating  $P(Y_{x'} | X = x, Y = y)$  for language models requires a causal model of language generation that does not yet exist. Building such a model is a fundamental open problem at the intersection of causal inference and NLP.
5. **Environment construction:** IRM requires multiple training environments. In practice, defining meaningful “environments” for language model training is non-trivial. Automated environment construction via causal discovery is an emerging research direction.

### 6.2 The Statistical Community’s Imperative

The problems listed above are problems in mathematical statistics: minimax estimation theory, partial identification, information theory, semiparametric efficiency. They are not engineering problems that will be solved by scaling compute or collecting more data.

Pearl and Mackenzie (2019) has argued that the next breakthrough in AI will require “causal and counterfactual reasoning.” We agree, and add: the tools needed for this breakthrough already exist in the statistics literature. Pearl’s do-calculus, Rubin’s potential outcomes, Neyman’s orthogonality, Stein’s lemma, Riesz representation, semiparametric efficiency theory — these are the instruments with which the next generation of trustworthy AI will be built.

The statistical community must not be a spectator in this endeavor. It must claim its role as the architect of causal AI, bringing to the table the mathematical rigor, the inferential discipline, and the epistemic humility that the current state of AI so desperately needs.

## 7 Discussion and Conclusion

This paper has argued three things:

**First**, causal grounding is mathematically necessary for genuine out-of-distribution intelligence. Theorem 2.1 proves that any predictor using spurious features will fail under environment variation, while predictors using causal features achieve uniform Bayes optimality. This transforms a philosophical intuition — that intelligence requires causal understanding — into a mathematical theorem.

**Second**, the causal inference toolkit developed by statisticians — the do-calculus, potential outcomes, instrumental variables, DML, and IRM — constitutes a unified family of Causal Statistical Estimators, each addressing the same fundamental problem (identification of interventional distributions from observational data) under different structural assumptions. This unification clarifies the relationships between methods and identifies which tool is appropriate for each AI failure mode.

**Third**, the three most consequential failure modes of modern AI — hallucination, reward hacking, and distribution shift — are each precisely a causal failure with a principled statistical remedy. Hallucination is confounding in the reward signal, remedied by back-door adjustment. Reward hacking is spurious correlation in the preference model, remedied by instrumental variables. Distribution shift is reliance on spurious features, remedied by invariant risk minimization.

The practical implication is clear: the path from powerful AI to *trustworthy* AI runs through the statistical theory of causal inference. Scaling models larger, training on more data, or refining architectures will not solve these problems — they require structural changes to the learning objective that only causal thinking can provide.

Leo Breiman observed in 2001 that the two cultures of statistical modeling had diverged (Breiman, 2001). The causal AI agenda offers the possibility of reunion: algorithmic power at the service of statistical rigor, computational scale harnessed by structural understanding. The future of trustworthy AI is not larger models. It is more causally grounded ones.

And the architects of that future are, by training and by vocation, statisticians.

## Acknowledgments

This work is dedicated to the memory of **Donald Michael (Mike) Titterington (1945–2023)**, whose scholarly example of rigorous, humble, and consequential statistics continues

to guide everything the author writes. This paper is part of the broader research program on the statistical foundations of artificial intelligence developed in Fokoué (2026); the causal pillar developed here was identified in that work as deserving its own rigorous treatment.

## References

- Dario Amodei, Chris Olah, Jacob Steinhardt, Paul Christiano, John Schulman, and Dan Mané. Concrete problems in AI safety. *arXiv preprint arXiv:1606.06565*, 2016.
- Joshua D Angrist and Guido W Imbens. Two-stage least squares estimation of average causal effects in models with variable treatment intensity. *Journal of the American Statistical Association*, 90(430):431–442, 1995.
- Anonymous. When bias pretends to be truth: How spurious correlations undermine hallucination detection in LLMs. *arXiv preprint arXiv:2511.07318*, 2025.
- Martin Arjovsky, Léon Bottou, Ishaan Gulrajani, and David Lopez-Paz. Invariant risk minimization. *arXiv preprint arXiv:1907.02893*, 2019.
- Elias Bareinboim, Jin Guo, Shpitser Ilya, and Jin Tian. *Probabilistic and Causal Inference: The Works of Judea Pearl*. ACM, 2022.
- Leo Breiman. Statistical modeling: The two cultures (with comments and a rejoinder by the author). *Statistical Science*, 16(3):199–231, 2001.
- Victor Chernozhukov, Denis Chetverikov, Mert Demirer, Esther Duflo, Christian Hansen, Whitney Newey, and James Robins. Double/debiased machine learning for treatment and structural parameters. *The Econometrics Journal*, 21(1):C1–C68, 2018.
- David Maxwell Chickering. Optimal structure identification with greedy search. *Journal of Machine Learning Research*, 3:507–554, 2002.
- Alex J DeGrave, Joseph D Janizek, and Su-In Lee. AI for radiographic COVID-19 detection selects shortcuts over signal. *Nature Machine Intelligence*, 3(7):610–619, 2021.
- Ernest Fokoué. No intelligence without statistics: The mathematical foundations and genealogy of artificial intelligence. *The American Statistician*, 2026. Under review.
- Guido W Imbens and Thomas Lemieux. Regression discontinuity designs: A guide to practice. *Journal of Econometrics*, 142(2):615–635, 2008.
- Guido W Imbens and Donald B Rubin. *Causal Inference for Statistics, Social, and Biomedical Sciences: An Introduction*. Cambridge University Press, 2015.
- Ziwei Ji, Nayeon Lee, Rita Frieske, Tiezheng Yu, Dan Su, Yan Xu, Etsuko Ishii, Ye Jin Bang, Andrea Madotto, and Pascale Fung. Survey of hallucination in natural language generation. *ACM Computing Surveys*, 55(12):1–38, 2023.

- Daniel Kang et al. Causality is key to understand and balance multiple goals in trustworthy ML and foundation models. *arXiv preprint arXiv:2502.21123*, 2025.
- Charles F Manski. Partial identification of probability distributions. *Springer Series in Statistics*, 2003.
- Nicolai Meinshausen. Causality from a distributional robustness point of view. *IEEE Data Science Workshop*, pages 6–10, 2018.
- Kevin Meng, David Bau, Alex Andonian, and Yonatan Belinkov. Locating and editing factual associations in GPT. *Advances in Neural Information Processing Systems*, 35: 17359–17372, 2022.
- Judea Pearl. *Causality: models, reasoning, and inference*. Cambridge University Press, 2000.
- Judea Pearl and Dana Mackenzie. *The book of why: the new science of cause and effect*. Basic books, 2019.
- Karl Pearson. *The Grammar of Science*. Adam and Charles Black, London, 1911.
- Jonas Peters, Peter Bühlmann, and Nicolai Meinshausen. Causal inference by using invariant prediction: Identification and confidence intervals. *Journal of the Royal Statistical Society, Series B*, 78(5):947–1012, 2016.
- Jonas Peters, Dominik Janzing, and Bernhard Schölkopf. *Elements of Causal Inference: Foundations and Learning Algorithms*. MIT Press, 2017.
- Mateo Rojas-Carulla, Bernhard Schölkopf, Richard Turner, and Jonas Peters. Invariant models for causal transfer learning. *Journal of Machine Learning Research*, 19(1):1309–1342, 2018.
- Donald B. Rubin. Estimating causal effects of treatments in randomized and nonrandomized studies. *Journal of Educational Psychology*, 66(5):688–701, 1974.
- Rajen D Shah and Jonas Peters. The hardness of conditional independence testing and the generalised covariance measure. *The Annals of Statistics*, 48(3):1514–1538, 2020.
- Peter Spirtes, Clark N Glymour, and Richard Scheines. *Causation, Prediction, and Search*. MIT Press, 2nd edition, 2000.
- Naftali Tishby, Fernando C Pereira, and William Bialek. The information bottleneck method. *arXiv preprint physics/0004057*, 2000.
- Chaoqi Wang, Zhuokai Zhao, Yibo Bai, and Zhaorun Chen. Beyond reward hacking: Causal rewards for large language model alignment. *arXiv preprint arXiv:2501.09620*, 2025.
- David H Wolpert and William G Macready. No free lunch theorems for optimization. *IEEE Transactions on Evolutionary Computation*, 1(1):67–82, 1997.
- Xun Zheng, Bryon Aragam, Pradeep K Ravikumar, and Eric P Xing. DAGs with NO TEARS: Continuous optimization for structure learning. In *Advances in Neural Information Processing Systems*, volume 31, 2018.