

# Federated Semantic Knowledge Graphs for Laboratory Workflows: A Structured Expert Elicitation Methodology Demonstrated Through Bioanalytical Workflow Twins

Luis F. Schachner<sup>1</sup>[0000-0001-6157-0937], Vinith Thamizhazhagan<sup>2</sup>, Sara Tanenbaum<sup>2</sup>, John C. Tran<sup>1</sup>, Pamela P. F. Chan<sup>1</sup>, Mandy Kwong<sup>1</sup>, Andy Chang<sup>1</sup>, Maureen Beresini<sup>1</sup>, and Margaret Porter Scott<sup>1</sup>

<sup>1</sup> Biochemical and Cellular Pharmacology Department, Genentech, Inc., South San Francisco, CA, USA

[schachl1@gene.com](mailto:schachl1@gene.com)

<sup>2</sup> Computational Sciences Center of Excellence, Genentech, Inc., South San Francisco, CA, USA

**Abstract.** Laboratory workflows in pharmaceutical and biomedical research encode substantial tacit knowledge — expert judgment about failure conditions, decision branching logic, and contextual dependencies — that remains inaccessible to protocol documents, sensor streams, and existing biomedical ontologies. We present a repeatable structured expert elicitation methodology and federated Semantic Knowledge Graph (SKG) architecture for capturing and querying this knowledge, demonstrated through deployment at the Biochemical and Cellular Pharmacology Department of Genentech, Inc. Knowledge is elicited via the Protocol Intelligence Co-pilot, a purpose-built AI interview agent that applies structured elicitation lenses to surface tacit procedural knowledge with expert-assigned confidence scores, producing graph representations across three tiers: program-level decision milestones, assay protocol knowledge, and physical execution infrastructure. Separately constructed subgraphs — exemplified by immunoassay (ELISA), quantitative mass spectrometry (LC-MS/PRM), and laboratory automation — are aligned through a shared upper ontology and queried as a single federated graph. Evaluation demonstrates seven query types structurally unavailable from any individual data source, including a cross-subgraph traversal that identifies automation-masked silent failures — conditions where execution logs report success while scientific validity is actively compromised. Most critically, the `MASKED_BY` graph relationship encodes a class of laboratory risk invisible to current informatics platforms — the structural gap that prevents existing systems from reasoning about scientific validity. This architecture provides the semantic world model that AI laboratory agents currently lack: a queryable representation of where workflows fail silently, where human judgment is irreplaceable, and which execution assets mask rather than detect failure.

**Keywords:** Semantic Knowledge Graph · Digital Twin · Expert Elicitation · Bioanalytical Workflows · Silent Failure Detection.

## 1 Introduction

Laboratory workflows in pharmaceutical and biomedical research encode knowledge that resists all existing capture approaches. A bioanalytical scientist running an immunoassay does not simply execute a sequence of physical steps — she applies accumulated expert judgment about failure modes that manifest silently, decision logic that branches conditionally on results that look normal, and contextual dependencies that no protocol document has ever articulated. When she leaves the organization, this knowledge leaves with her. When she trains a junior colleague, the knowledge degrades. When an AI agent is asked to interpret an anomalous result, it operates without the scientific world model required to reason the way she does. The fundamental problem is not a lack of data — modern laboratory systems produce enormous volumes of it. The problem is that none of the existing systems capture the semantic knowledge underneath: tacit procedural judgment, with its conditional structure, its confidence gradations, and its failure genealogy.

This gap is most sharply illustrated by automation-induced silent failures — conditions where the laboratory execution system reports a successful run while the underlying scientific validity of the assay is compromised. A plate washer completing six aspiration-dispense cycles logs a successful wash operation regardless of whether residual buffer remains in the wells; if it does, the standard curve is contaminated and the assay fails silently. The data system receives clean optical density values, passes them downstream, and the erroneous result is incorporated into a program decision. No existing informatics platform — ELN, instrument log, or LIMS — encodes the knowledge required to recognize this failure.

We present a federated Semantic Knowledge Graph (SKG) architecture and a repeatable structured expert elicitation methodology for capturing this knowledge and making it queryable, deployed at the Biochemical and Cellular Pharmacology (BCP) Department at Genentech. Three independently constructed subgraphs — immunoassay (ELISA), quantitative mass spectrometry (LC-MS/PRM), and laboratory automation infrastructure — are aligned through a shared upper ontology and deployed in a single Neo4j AuraDB instance [29]. To elicit tacit knowledge from domain experts, we built the Protocol Intelligence Co-pilot — an AI interview agent that applies structured elicitation lenses to surface tacit procedural knowledge, assigns confidence scores, and converts session outputs into MERGE-idempotent Cypher via a downstream annotator agent.

We evaluate the federation across six capability classes implemented as seven queries (Q1–Q7, §5), each demonstrating query types structurally unavailable from protocol documents, instrument sensors, or existing biomedical ontologies. Pipeline extraction is deterministic: independent re-runs on the same transcript yield identical failure mode identification (within-agent FM F1 = 1.0, zero variance, §5.3); cross-agent agreement is bounded by elicitation depth, reaching FM F1 = 1.0 on clean LC-MS transcripts and FM F1 = 0.43 on ELISA cross-agent comparison — a gap explained by multi-turn conversational probing versus single-shot extraction (§5.3).

## 2 Related Work

Our work sits at the intersection of five literature bodies: semantic digital twins with knowledge graphs, self-driving laboratories and lab automation, structured expert elicitation, biomedical workflow knowledge representation, and the formal treatment of automation-induced silent failures. ISWC In-Use Track deployments of knowledge graphs in industrial and scientific settings provide the direct venue context [22, 26, 34].

### 2.1 Semantic Digital Twins with Knowledge Graphs

Knowledge graphs increasingly back digital twins across manufacturing, smart infrastructure, and industrial cyber-physical systems [18, 21, 25, 27, 30, 32, 35, 36]. These systems universally assume full observability via sensors. Our laboratory workflows violate this assumption: the scientific validity of a result is not observable from execution data. This observability gap is the representational problem that motivates our federated SKG.

The closest methodology to ours in spirit is D’Amico et al. [7], who propose a five-step framework for Cognitive Digital Twins, establishing the concept of expert knowledge encoded into a formal graph for reasoning and decision support. Jungmann and Lazarova-Molnar [19] independently identify the same integration gap — data-driven DTs lack systematic expert knowledge incorporation — but leave the elicitation mechanism and uncertainty representation as open problems. Our work addresses both.

The BCP upper ontology draws on the Allotrope Foundation Ontology (AFO) [2] and the Ontology for Biomedical Investigations (OBI) [24]. Both are grounded in the Basic Formal Ontology (BFO) — a realist ontology bounded by design to concretized objects and processes, not epistemic states or potential failure conditions. This realist boundary explains precisely why no BFO-grounded standard addresses the epistemic layer this work targets. BCP’s `FailureMode`, `DecisionPoint`, `MASKED_BY`, and confidence scoring infrastructure are additive extensions into that vocabulary space; all existing analytical data standard terms remain intact.

### 2.2 Self-Driving Laboratories and Lab Automation

Self-driving laboratories (SDLs) use KGs for autonomous orchestration [1, 8, 9, 38]. High-profile implementations include The World Avatar [4] — a distributed KG for cross-site autonomous synthesis — and MATTERIX [9], a GPU-accelerated simulation framework for robotics-assisted chemistry digital twins. In pharmaceutical bioanalysis specifically, Thieme et al. [37] describe deep Opentrons integration under FAIR principles; PyLabRobot [40] provides cross-platform liquid-handler interfaces that represent the infrastructure heterogeneity our `UseCase` vocabulary bridges.

SDLs are effective where the experimental objective — yield, purity, conversion — is directly measurable and the optimization function can be specified.

For bioanalytical science, neither condition holds: the objective involves matrix interference characterization, silent failure risk assessment, and cross-study comparability whose validity is not recoverable from execution logs.

### 2.3 Expert Elicitation, Biomedical KGs, and Workflow Knowledge

Structured expert elicitation (SEE) is an established methodology for formally capturing uncertain quantities from domain experts [6, 10, 13, 14, 33], but traditionally targets probability distributions for parameters, not procedural workflow structures. Our work is, to our knowledge, the first application of SHELF-grounded [13] elicitation to encode laboratory procedural knowledge into a property graph with confidence scoring. The closest prior art is knowledge elicitation for medical laboratory diagnostic expert systems [23], which targets diagnostic rule extraction rather than procedural workflow capture — a distinct problem. Zhang et al. [42] introduced conversational ontology requirements elicitation via LLMs; our Protocol Intelligence Co-pilot extends this direction into operational workflow capture, targeting failure genealogy and decision logic rather than ontology schema. Confidence scoring uses linguistic approximation grounded in Lakoff [20] and Zadeh [41].

Large-scale biomedical KGs from literature mining [12, 43] and representation learning [28] establish KG infrastructure for biomedical entity relationships. Ours is a different kind: a procedural workflow graph encoding tacit expert knowledge about how assays are run, where they fail, and what judgment is required at each decision point. No published KG for bioanalytical assay workflows was identified in our literature search. The closest published work is Schröder et al. [31], who demonstrate structure-based knowledge acquisition from ELN protocols for provenance documentation; our contribution extends this into tacit procedural knowledge, automation-masked scientific validity, and explicit confidence scoring.

### 2.4 Automation-Induced Silent Failures and the Observability Gap

Avizienis et al. [3] define silent failures as components that fail without generating any error signal — the formal backbone for our `MASKED_BY` relationship: an automation asset that logs successful operation while scientific validity is compromised produces exactly this behavior.

The closest formal ontology work is MALFO [5], a BFO-compatible ontology of malfunction-related occurments (FOIS 2024), which formalizes a precise taxonomy of engineering failures aligned with BCP’s internal failure taxonomy. MALFO does not address the automation reporting layer — by design — the case where an instrument’s success log actively masks an underlying failure condition. The IMDRF adverse event terminology [17] recognizes device output errors from a regulatory reporting perspective but does not address the automation-masking pattern in experimental workflows. Regulatory guidance frameworks recognize that automation success does not guarantee scientific validity but provide no encoding mechanism [11, 15, 16]. The `MASKED_BY` relationship and `silent_failure_risk` property are our encoding of exactly that divergence.

### 3 Federated Architecture and Upper Ontology

The Biochemical and Cellular Pharmacology Department (BCP) at Genentech, Inc. is the evidentiary backbone of the drug discovery pipeline: program milestones from candidate nomination through IND are gated on specific assay outputs that BCP designs, executes, and interprets. We use “Semantic Digital Twin” to denote a knowledge-anchored, query-first semantic model of a real system — static by design in this deployment, not a live-synchronized physical replica; transition to real-time agent-runtime querying is the primary future work direction (§7). The BCP SDT is a federated SKG deployed in Neo4j AuraDB [29] whose architecture mirrors BCP’s decision structure directly across three tiers, exemplified by three independently constructed subgraphs — immunoassay (ELISA), quantitative mass spectrometry (LC-MS/PRM), and laboratory automation infrastructure — coexisting in a single property graph database, aligned through a shared upper ontology.

#### 3.1 Three-Tier Knowledge Hierarchy

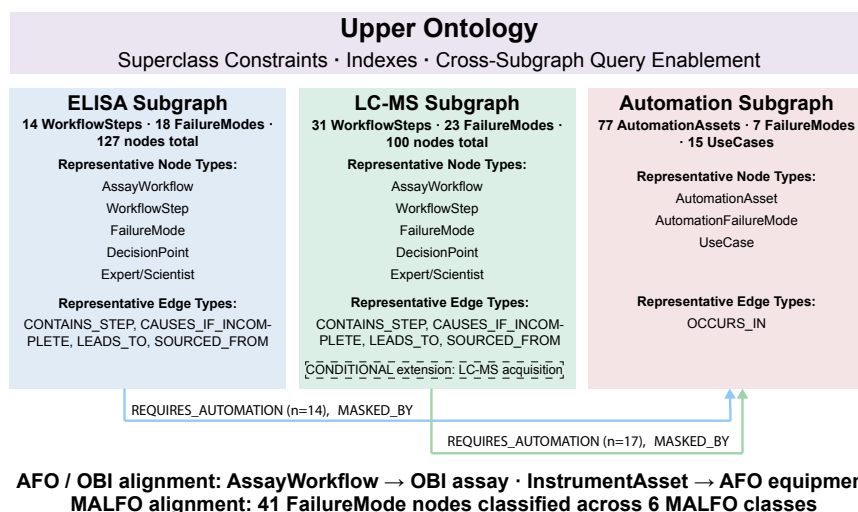
The architecture organizes knowledge across three tiers that directly mirror the decision-making structure of a pharmaceutical research organization (Fig. 1):

- **Tier 1 — Program Decision Layer.** Maps how assay outputs feed into program-level decisions. The defining edge type is `SOURCED_FROM`, where each `EvidentiaryInput` node specifies the required assay output, quality threshold, and decision consequence if unmet. A cross-tier traversal from Tier 1 through Tier 3 therefore exposes whether the execution infrastructure supporting a specific program milestone carries undetected silent failure risk — a query unresolvable from any single-tier data source.
- **Tier 2 — Assay Protocol Layer.** The core scientific knowledge tier: workflow steps, decision logic, and `FailureMode` risks.
- **Tier 3 — Execution Infrastructure Layer.** Models the physical automation environment and instrument logs (`ErrorSignature`), enabling representation of the gap between sensor scope and scientific consequence.

The three tiers are linked by a connection layer of cross-tier edge types described in §3.4.

#### 3.2 Upper Ontology Design and AFO Alignment

The BCP upper ontology serves two purposes: enabling cross-subgraph query through shared superclasses, and grounding vocabulary in established laboratory analytical science terminology.



**Fig. 1.** BCP Semantic Digital Twin — federated architecture. Three subgraphs are linked through cross-subgraph edges; the shared upper ontology provides alignment anchors at the AssayWorkflow and AutomationAsset layers. The CONDITIONAL block marks the LC-MS modality-specific extension.

**Shared terminological layer (TBox).** The upper ontology defines shared superclasses (TBox); domain-specific subgraphs contain contextual instantiated data (ABox). Observable entities (processes, instruments) are grounded in AFO [2] and OBI [24]; we extend these standards to capture epistemic states — conditional judgment, confidence gradations, automation-masked validity — that lie outside BFO’s intentional realist scope.

**Cross-subgraph query alignment.** A query against the FailureMode superclass traverses both ELISA and LC-MS subgraphs without modification; domain-specific properties coexist on the same node without conflicting with universally defined properties.

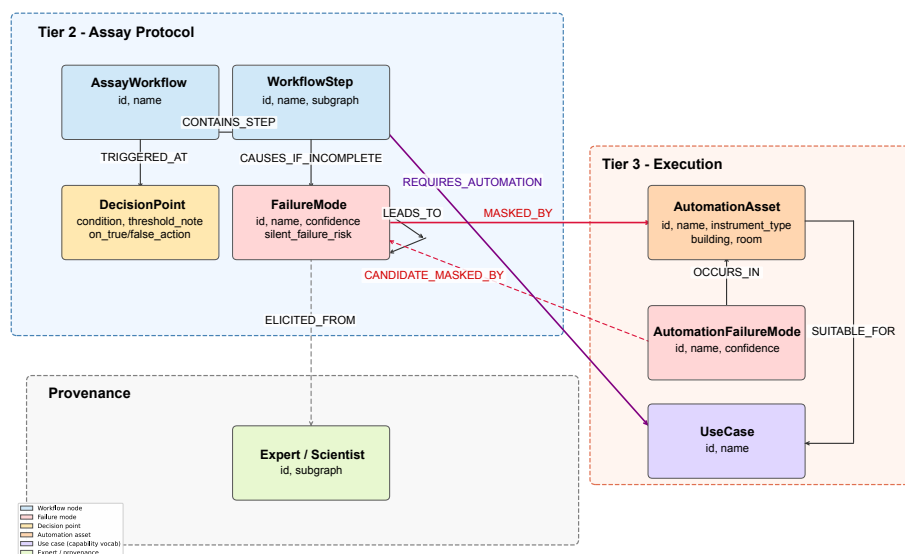
Table 1 (supplemental) documents the domain vocabulary basis for each BCP upper ontology superclass. The coverage pattern is informative: established industry standards provide vocabulary for the observable layer — processes, instruments, analytes, measurement results — and have no vocabulary for the epistemic layer — failure genealogy, conditional expert judgment, tacit knowledge confidence, and automation-masked validity. This boundary is our contribution’s entry point.

A note on ontological scope: AFO and OBI are grounded in BFO, a deliberately realist ontology that models concretized objects and processes but not epistemic states or potential failure conditions — the representational gap this work addresses. The BCP schema is an application-level property graph

vocabulary, not a formal ontology in the W3C/OBO sense (no minted IRIs, Aristotelian definitions, or OWL axioms); formal OWL serialization with DOLCE or GFO alignment — more appropriate foundations for epistemic and dispositional concepts than BFO — is scoped as future work.

### 3.3 Node Type Schema

The node type vocabulary is shown in Fig. 2 and in full tabular form in Table 2 (supplemental). Each node type carries a **subgraph** property identifying its domain scope and a per-subgraph id; namespace separation is enforced at the ID level.



**Fig. 2.** BCP SDT node and relationship schema. The **MASKED\_BY** edge (dashed, Tier 2 → Tier 3) encodes automation-induced observability loss: a **FailureMode** linked to the **AutomationAsset** responsible for concealing it from execution logs.

### 3.4 Edge Type Semantics

Within-tier edges (Table 3, supplemental) define workflow structure and knowledge provenance; cross-tier edges (Table 4, supplemental) define the causal and masking connections that require the federated architecture to represent.

The **MASKED\_BY** relationship encodes a condition with no structural equivalent in existing biomedical KG literature: a scientific failure mode that is invisible to the execution layer because the automation asset logs success while scientific validity is

compromised. The edge direction — from `FailureMode` toward `AutomationAsset` — encodes this asymmetry: the automation asset is not causing the failure; it is preventing the failure from being detected.

Two relationships form the capability bridge: `REQUIRES_AUTOMATION` links each `WorkflowStep` to an assay-agnostic `UseCase`, and `SUITABLE_FOR` links that `UseCase` to a physical `AutomationAsset`. The 15 `UseCase` nodes (Serial Dilution, Plate Washing, Precious Reagent Dispensing, etc.) allow workflow steps from any assay modality to reach automation assets through a shared vocabulary layer.

### 3.5 Three-Subgraph Federation

The federation spans an ELISA subgraph, an LC-MS/PRM subgraph, and an automation infrastructure subgraph. Graph provenance is fully tracked: nodes generated from text extraction carry metadata distinguishing them from expert-elicited nodes, ensuring traceability back to source scientist or protocol document. All class and edge type definitions belong in the shared upper ontology by default; instantiated edges with their assay-specific confidences reside in individual subgraphs, ensuring future additions map to upper ontology classes at construction time.

## 4 Elicitation Methodology

The SKG is populated through a structured expert elicitation pipeline centered on the Protocol Intelligence Co-pilot — a purpose-built AI interview agent that extracts tacit procedural knowledge from domain experts and converts it into a machine-readable intermediate representation for graph ingestion. The pipeline comprises three stages: interview elicitation, structured annotation, and Cypher load into Neo4j AuraDB.

### 4.1 Protocol Intelligence Co-pilot

The Co-pilot’s core design principle is that the scientist is a co-author of the knowledge object, not a subject of interrogation. After each substantive exchange, the agent updates the structured representation and displays the changed section with an explicit invitation to correct it — surfacing misclassifications in real time while building trust in a process of explicit knowledge externalization.

**Session modes.** The Co-pilot operates in three modes governing which knowledge layers may be populated: **OPERATIONAL** (execution-level knowledge, for scientists who run but did not design the protocol), **DESIGN EXPERT** (full elicitation including decision model layer, for protocol designers and domain owners), and **DIRECTOR** (strategic cross-domain elicitation via a companion Director Agent, no protocol anchor).

**Epistemic contamination guard.** Decision model fields must never be populated from an OPERATIONAL source. When session mode is OPERATIONAL, `decision_model` is set to `_elicitation_scope: "operational_only"` with all fields null, flagging the required follow-up: a DESIGN EXPERT session with the protocol’s designer. A null field is honest — it records that the knowledge has not yet been captured. A guessed field masquerading as design knowledge will be queried and treated as truth.

**Session structure.** Sessions proceed through four phases: **Orient** (anchor on the decision the assay supports, not the protocol mechanism), **Explore** (failure genealogy, conditional decision logic, procedural dependencies, tacit knowledge boundaries), **Generalize** (decision model layer, DESIGN EXPERT only), and **Close** (knowledge not surfaced by the lens structure).

## 4.2 Structured Extraction Object Schema

Each elicitation session produces a Structured Extraction Object (SEO) — a typed JSON document that decouples elicitation from graph construction: the annotation agent operates on structured text rather than raw transcript, and the schema enforces completeness independently of which elicitation agent produced the interview.

The SEO comprises six independently grounded content layers (detailed in Appendix A); three session-mode gates govern which layers may be populated: Layer 1 (Protocol, all modes), Layer 2 (Decision Model, DESIGN EXPERT and DIRECTOR only), and Layer 3 (Strategic, DIRECTOR only: cross-domain knowledge, group capability gaps, future assay class design questions).

Every `FailureMode` and `DecisionPoint` node carries three mandatory per-node fields — `confidence`, `confidence_method`, and `source_scientist` — as specified in Layer 2 (Appendix A). Session-level provenance is recorded separately in the `twin_metadata` block (Layer 6), anchoring each claim to its source expert, session mode, and calibration status. Fields not yet elicited remain null.

## 4.3 Expert-Assigned Confidence Scoring

Every `FailureMode` and `DecisionPoint` node in the deployed KG carries a `confidence` property in  $[0.60, 1.00]$ . Two methods are in use:

- **Linguistic approximation** (primary method, both subgraphs): confidence is assigned from the expert’s language during elicitation. Declarative language (“always,” “definitely,” “every time”) maps to 0.85–0.92.
- **SHELF elicitation [13]**: for failure modes where `silent_failure_risk: true` or `is_critical_path: true`, the Co-pilot elicits a three-point frequency estimate (`frequency_min`, `frequency_best`, `frequency_max`) with `confidence_method: "SHELF_elicited"`. SHELF and linguistic approximation populate distinct property fields: SHELF produces a frequency distribution; the scalar `confidence` used throughout §5 is always linguistically

approximated. SHELF elicitation was applied to four silent failure mode candidates in the current deployment; formal Cooke weighting is deferred as future work.

#### 4.4 Graph Generation and Transcript Fidelity

The Annotator Agent translates validated SEOs into deterministic, MERGE-compatible Cypher for idempotent ingestion into Neo4j AuraDB. A pre-processing mode extracts a baseline protocol skeleton from SOP documents; automatically extracted properties are tagged [SCHEMA\_DEFAULT], while expert-validated additions are tagged [INTERVIEW\_CONFIRMED]. Cross-subgraph connections (e.g., MASKED\_BY) are flagged as PENDING CONVERGENCE and manually authored during a cross-domain validation phase, ensuring independent subgraph integrity before federation.

When elicitation uses spoken input, general-purpose ASR models introduce systematic errors by substituting phonetic approximations for scientific jargon — errors that confidence scoring then amplifies. A dedicated contextual agent reviews raw transcripts against assay-specific vocabulary before the annotation phase, logging all corrections to preserve pipeline traceability. Across both deployed subgraphs, this step identified and corrected 288 such errors (3.5 per 1,000 characters).

## 5 Evaluation: Three Subgraphs and Cross-Domain Queries

We evaluate the federated SDT along three axes: (A) individual subgraph querying, demonstrating query types unavailable from protocol documents or sensor streams; (B) cross-subgraph federation, requiring traversal across the ELISA–Automation boundary; and (C) comparative analysis across subgraphs, showing that inter-domain variation in knowledge coverage is itself a retrievable finding.

All queries were executed against the live AuraDB deployment following full load of all three subgraphs and the upper ontology governance layer (statistics in Table 5, supplemental). All confidence scores were assigned using linguistic approximation from expert elicitation transcripts, as documented in the corresponding CalibrationRecord node.

### 5.1 Demonstrated Query Capabilities

Seven queries spanning six capability classes were evaluated against the live AuraDB deployment. Q1 and Q5 apply the same ranked-retrieval query to the ELISA and LC-MS subgraphs respectively; Q4 comprises two sub-queries (Q4a, Q4b) targeting distinct epistemic gap types. Full Cypher traversal queries and tabular results are provided in the Supplemental Material.

**Ranked Failure Mode Retrieval with Automation Visibility (Q1 & Q5):** The graph returns confidence-ranked failure mode catalogs for both assay subgraphs, explicitly flagging risks classified as “SILENT” (undetectable by connected automation). In the ELISA subgraph, the highest-confidence SILENT failure mode is Washer Carryover (confidence = 0.90), linked to the EL406 Plate Washer — the second-ranked failure mode by expert confidence is simultaneously invisible to automated quality control. In the LC-MS subgraph, the highest-confidence failure mode is Recombinant/Endogenous Mismatch (0.90); full ranked results are in Table 6 (supplemental).

**Machine-Actionable Decision Logic (Q2):** Traversals at critical workflow steps retrieve structured conditional logic including numeric thresholds, branching actions, and escalation triggers encoded from expert judgment. For the Plate Readout step in ELISA, six decision points are returned — each encoding a typed condition, a numeric threshold, and explicit pass, fail, and escalation actions.

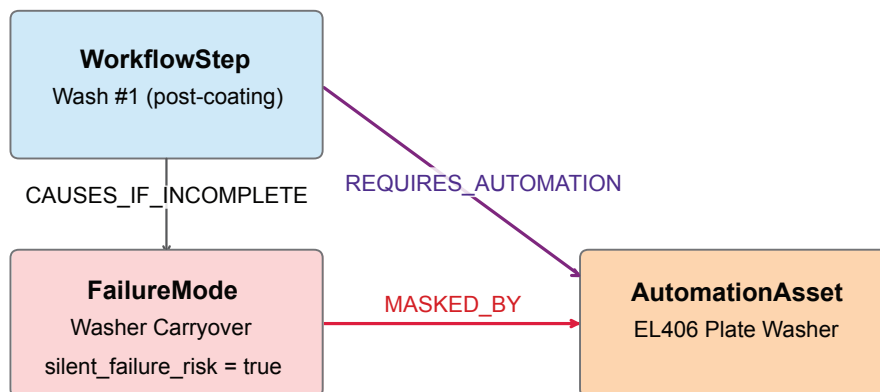
**Causal Cascade Prediction (Q3):** The graph reconstructs multi-step failure cascades tracing upstream procedural errors to terminal scientific invalidity. At maximum cascade depth 2 (Fig. 3): Washer Carryover → High Background / Nonspecific Signal → Standard Curve Failure. The causal chain is reconstructable only through graph traversal; neither the equipment log nor the intermediate anomaly individually signals the root cause.

**Epistemic Self-Audit — Coverage Gaps and Knowledge Boundaries (Q4):** Q4 interrogates the graph’s own knowledge coverage — a capability structurally unavailable from any static document or sensor stream.

Q4a identifies ELISA workflow steps with no documented failure mode. Three steps are returned: Stop Reaction and Sample Dilution Strategy are genuine elicitation gaps; Plate Readout is structurally distinct — it carries six decision points encoding conditional logic, but no CAUSES\_IF\_INCOMPLETE edge, because at readout the scientist evaluates consequences rather than executing a procedure that can fail. The distinction between a step that *executes* and one that *evaluates* is itself a retrievable graph finding.

Q4b identifies LC-MS failure modes at the confidence floor ( $\leq 0.60$ ), encoding a scientist scope limitation rather than a knowledge gap. Three failure modes carry 0.60, assigned because these fell outside the elicited scientist’s direct operational experience — a structured epistemic signal, not missing data.

**Cross-Subgraph Federation Traversals: The EL406 Self-Masking Loop (Q6):** The federation links scientific failure modes to the automation assets that conceal them. Both returned rows (Table 7, supplemental) resolve to the EL406 Plate Washer, which simultaneously *causes* Washer Carryover and *masks* it from detection (Fig. 3) — a self-masking loop with no representation in any individual data source.



EL406 executes Wash #1 and masks the failure it causes

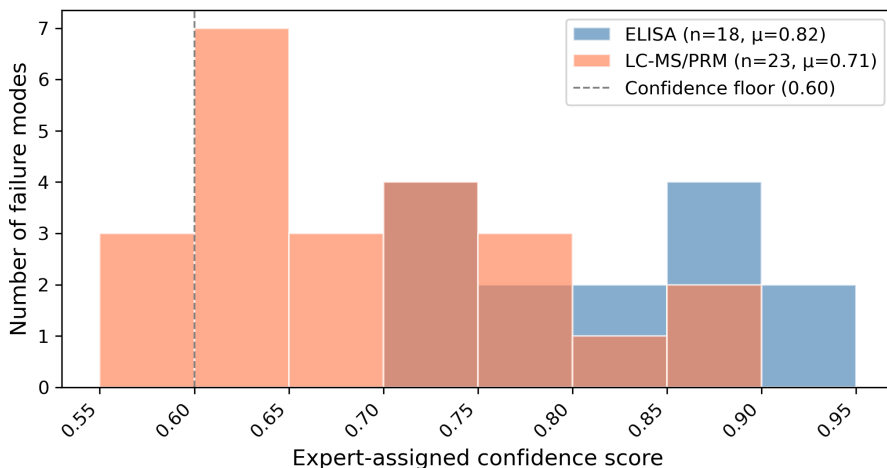
**Fig. 3.** EL406 Plate Washer self-masking loop (Q3/Q6). The automated plate washer simultaneously causes Washer Carryover (CAUSES\_IF\_INCOMPLETE) and prevents its detection (MASKED\_BY), creating an observability gap invisible to automation execution logs.

**Cross-Assay Capability Bridge: Instrument Sharing Query (Q7):** Querying the 31 REQUIRES\_AUTOMATION edges spanning both subgraphs identifies automation assets shared by ELISA and LC-MS — candidates for cross-assay consolidation. The query returns 22 instruments across three overlap tiers (Table 8, supplemental). The 15 assay-agnostic UseCase nodes ensure any modality pair can be queried for overlap without modification.

## 5.2 Comparative Analysis: Knowledge Coverage Across Subgraphs

The two completed assay subgraphs share construction methodology but exhibit structurally different knowledge profiles (Fig. 4, Table 9, supplemental). ELISA ( $n = 18$ ,  $\mu = 0.82$ ) clusters toward high confidence; LC-MS/PRM ( $n = 23$ ,  $\mu = 0.71$ ) shows broader spread reflecting greater tacit knowledge uncertainty. The structural difference in failure mode count reflects genuine domain complexity: LC-MS/PRM involves more instrument-dependent failure modes and more sample preparation chemistry steps.

A notable silent failure analogue appears in the LC-MS subgraph. Sample Evaporation / Well Edge Effect (FM-LCMS-022, confidence = 0.65) was characterized by the elicited scientist as: “I don’t think that plays a big part — the IS corrects for all of that.” However, SIL-IS ratio normalization mathematically masks a concentration error from evaporation rather than correcting it — if



**Fig. 4.** Expert-assigned confidence score distribution by subgraph. ELISA ( $n=18$ ,  $\mu = 0.82$ ) clusters toward high confidence; LC-MS/PRM ( $n=23$ ,  $\mu = 0.71$ ) shows broader spread reflecting greater tacit knowledge uncertainty. Dashed line: confidence floor (0.60).

evaporation is uniform, the IS ratio appears normal while absolute concentration drifts. The graph holds both truths simultaneously: the scientist’s operational confidence (0.65) and the annotator’s `silent_failure_risk: true`.

### 5.3 Pipeline Validation: Annotator Consistency and Transcript Fidelity

**Within-agent consistency.** The pipeline was run three times independently on each transcript with no shared state. All structural metrics reached 1.0 with zero variance (Table 10, supplemental). A critical distinction applies: FM F1 = 1.0 across independent runs confirms that extraction is *deterministic* — governed by elicitation content rather than annotator stochasticity. Determinism is not the same as accuracy; cross-agent agreement operates at a different evidential level.

**Cross-agent agreement.** The automated pipeline was compared against reference annotations from manually-guided sessions (Table 11, supplemental). On the clean-session LC-MS comparison, it achieved FM F1 = 1.0, independently extracting the identical 13 FailureMode nodes. The ELISA cross-agent comparison yielded FM F1 = 0.43 — the automated pipeline missed failure modes surfaced only through extended multi-turn probing in the reference session. Conversely, the automated pipeline generated structurally richer output, autonomously producing `MASKED_BY` edges that the manual sessions missed; `MethodAlternative`

recall (0.22) directly motivates the Co-pilot’s chunked, multi-turn design. The strongest cross-expert signal: recombinant/endogenous mismatch was independently recovered in both ELISA and LC-MS — different assay domains, different scientists, the same framework (§5.2).

## 6 Discussion

### 6.1 Challenges and Honest Limitations

- **Elicitation time investment.** Each structured session requires roughly 60 minutes of expert time plus load review — a front-loaded cost easily justified for high-stakes assays (GLP studies, clinical biomarkers).
- **Tacit knowledge that resists articulation.** Some expert judgment relies on pre-verbal pattern recognition. The graph encodes these boundaries via `AmbiguityFlag` nodes and `flagged_for_review` properties, treating unarticulated claims as investigational targets rather than certain knowledge.
- **Confidence approximation.** Linguistic approximation captures graded certainty but not calibrated probability. Formal cross-scientist calibration (Cooke [6]) is required before the graph can support autonomous, high-stakes program decisions.
- **Currency maintenance.** Laboratory workflows evolve; equipment upgrades or new reagent lots can invalidate existing failure modes. Mitigation relies on periodic re-elicitation and versioned MERGE-idempotent Cypher loads; automated staleness detection remains future work.

### 6.2 Broader Applicability and Future Directions

The core components — structured elicitation lenses, the SEO intermediate schema, and the `MASKED_BY` representation — are domain-agnostic. Direct candidate domains include pharmaceutical manufacturing process validation (where tacit parameter interactions are high-stakes) and clinical diagnostics (where cross-laboratory variability often encodes undocumented procedural differences). As the field progresses toward agentic laboratory systems, the SDT provides the prerequisite semantic world model: a queryable representation of where workflows fail silently, where human judgment is irreplaceable, and which automation assets mask rather than detect failures.

## 7 Conclusion and Future Work

Laboratory workflows encode substantial tacit knowledge — expert judgment about failure conditions, decision branching logic, and contextual dependencies — that remains inaccessible to protocol documents, sensor streams, and existing biomedical ontologies. We have presented a federated Semantic Knowledge Graph and a reproducible, structured expert elicitation methodology to capture this knowledge across three workflow domains. The deployed federation produces

capabilities unachievable in isolated systems: machine-actionable decision logic, epistemic self-auditing, and pipeline extraction that is structurally deterministic within-agent (FM F1 = 1.0) with cross-agent agreement bounded by elicitation depth. Most critically, this architecture introduces the `MASKED_BY` relationship — formalizing a class of risk previously invisible to laboratory informatics, where execution logs report success while scientific validity is actively compromised.

Future work proceeds in three directions:

- **Multi-assay expansion.** The methodology is being deployed across additional assay formats (MSD, TR-FRET, cell-based assays) with strict upper ontology alignment; expansion beyond BCP to other Genentech departments is underway.
- **Agent-runtime querying.** Transitioning the SKG to a dynamic reasoning substrate, enabling AI agents to query failure modes, interpret anomalous readouts, and identify masking risks in real time during experimental planning and execution.
- **Formal confidence calibration.** Upgrading linguistic approximation scores to calibrated probability distributions via Cooke’s classical model [6], prioritizing nodes with `silent_failure_risk: true` to maximize calibration yield while minimizing additional interview burden.

**Acknowledgments.** The authors thank the domain scientists at the Biochemical and Cellular Pharmacology Department, Genentech, Inc., who contributed expert elicitation sessions. We also thank Arindam Sett, Kelly Loyet, Heather Jutila, Asif Jan, Zoe Piran, and Shirley Ng for critical reading and feedback, and Corey Bakalarski (Allotrope Foundation) for review of the ontology alignment sections.

**Supplemental Material Statement:** The supplemental document includes architecture reference tables (Tables 1–11), complete Cypher queries for all seven query types (Q1–Q7), the abridged SEO schema (Appendix A), and the upper ontology governance specification (Appendix B), submitted via EasyChair and available through the corresponding author’s institutional repository upon acceptance. Co-pilot system prompts, agent prompts, elicitation lens specifications, and Cypher load files are subject to a pending patent application and are available from the corresponding author for review purposes.

**Disclosure of Interests.** The authors are employees of Genentech, Inc., a company that sells and manufactures medicines.

## Declaration of Use of Generative AI

Generative AI tools were used in this work in two capacities. First, as core research instruments: the Protocol Intelligence Co-pilot, Annotator Agent, and domain correction preprocessing agent described in Section 4 are implemented as large language model-based agents using Claude (Anthropic) and Gemini (Google); their design, application, and outputs are described in the methodology and constitute the primary contribution of this paper. Second, large language

model tools — specifically ChatGPT (OpenAI), Claude (Anthropic), and Gemini (Google) — were used to support manuscript preparation, including deep research, literature review, structural editing, reference verification, and consistency checking. All scientific claims, experimental results, and interpretations are the sole responsibility of the human authors, who reviewed and verified all AI-assisted content.

## References

1. Abolhasani, M., Kumacheva, E.: The rise of self-driving labs in chemical and materials sciences. *Nat. Synth.* 2(3), 197–206 (2023). <https://doi.org/10.1038/s44160-022-00231-0>
2. Allotrope Foundation: Allotrope Foundation Ontology (AFO). <https://www.allotrope.org>. Accessed April 2026.
3. Avizienis, A., Laprie, J.-C., Randell, B., Landwehr, C.: Basic concepts and taxonomy of dependable and secure computing. *IEEE Trans. Dependable Secure Comput.* 1(1), 11–33 (2004). <https://doi.org/10.1109/TDSC.2004.2>
4. Bai, J., et al.: A dynamic knowledge graph approach to distributed self-driving laboratories. *Nat. Commun.* 5, 462 (2024). <https://doi.org/10.1038/s41467-023-44599-9>
5. Compagno, D., Borgo, S.: MALFO: a BFO-grounded ontology of malfunction-related occurrents. In: *Formal Ontology in Information Systems – Proceedings of FOIS 2024*. IOS Press (2024). <https://ebooks.iospress.nl/volumearticle/71401>
6. Cooke, R.M.: *Experts in Uncertainty: Opinion and Subjective Probability in Science*. Oxford University Press, Oxford (1991).
7. D’Amico, R.D., Sarkar, A., Karray, M.H., Addepalli, S., Erkoyuncu, J.A.: Knowledge transfer in Digital Twins: The methodology to develop Cognitive Digital Twins. *CIRP J. Manuf. Sci. Technol.* 52, 366–385 (2024). <https://doi.org/10.1016/j.cirpj.2024.06.007>
8. Dai, T., Vijayakrishnan, S., Szczypliński, F.T., et al.: Autonomous mobile robots for exploratory synthetic chemistry. *Nature* 635, 890–897 (2024).
9. Darvish, K., Sohal, A., Mandal, A., et al.: MATTERIX: toward a digital twin for robotics-assisted chemistry laboratory automation. *Nat Comput Sci* 6, 67–82 (2026). <https://doi.org/10.1038/s43588-025-00924-4>
10. EFSA: Guidance on expert knowledge elicitation in food and feed safety risk assessment. *EFSA J.* 12(6), 3734 (2014). <https://doi.org/10.2903/j.efsa.2014.3734>
11. FDA: *Bioanalytical Method Validation Guidance for Industry*. U.S. Food and Drug Administration, Silver Spring, MD (May 2018). <https://www.fda.gov/media/70858/download>
12. Gao, S., et al.: Large language model powered knowledge graph construction for mental health exploration. *Nat. Commun.* 16, 7121 (2025). <https://doi.org/10.1038/s41467-025-62781-z>
13. Gosling, J.P.: SHELF: the Sheffield elicitation framework. In: Dias, L.C., Morton, A., Quigley, J. (eds.) *Elicitation*. International Series in Operations Research & Management Science, vol. 261, pp. 61–93. Springer, Cham (2018). [https://doi.org/10.1007/978-3-319-65052-4\\_4](https://doi.org/10.1007/978-3-319-65052-4_4)
14. Hanea, A.M., Hemming, V., Nane, G.F.: Uncertainty Quantification with Experts: Present Status and Research Needs. *Risk Anal.* 42(2), 254–263 (2022). <https://doi.org/10.1111/risa.13718>

15. ICH: ICH Harmonised Guideline M10: Bioanalytical Method Validation and Study Sample Analysis. International Council for Harmonisation, Step 4 (May 2022). <https://www.ich.org/page/multidisciplinary-guidelines>
16. ICH: ICH Harmonised Guideline Q14: Analytical Procedure Development. International Council for Harmonisation, Step 4 (2023). <https://www.ich.org/page/quality-guidelines>
17. IMDRF: Machine Learning-enabled Medical Devices: Key Terms and Definitions IMDRF/AIML WG/N67. International Medical Device Regulators Forum (2022). <https://www.imdrf.org/sites/default/files/2022-05/IMDRF%20AIMD%20WG%20Final%20Document%20N67.pdf>
18. Inokuchi, K., Nakazato, J., Tsukada, M., Esaki, H.: Semantic digital twin for interoperability and Comprehensive Management of Data Assets. In: 2023 IEEE International Conference on Metaverse Computing, Networking and Applications (MetaCom), Kyoto, Japan, pp. 217–225 (2023). <https://doi.org/10.1109/MetaCom57706.2023.00049>
19. Jungmann, M., Lazarova-Molnar, S.: Towards Fusing Data and Expert Knowledge for Better-Informed Digital Twins: An Initial Framework. *Procedia Comput. Sci.* 238, 639–646 (2024).
20. Lakoff, G.: Hedges: A study in meaning criteria and the logic of fuzzy concepts. *J. Philos. Log.* 2, 458–508 (1973).
21. Meyers, B., et al.: Knowledge Graphs in Digital Twins for Manufacturing - Lessons Learned from an Industrial Case at Atlas Copco Airpower. *IFAC-PapersOnLine* 55(10), 13–18 (2022). <https://doi.org/10.1016/j.ifacol.2022.09.361>
22. Mihindukulasooriya, N., et al.: Knowledge graph induction enabling recommending and trend analysis: a corporate research community use case. In: Sattler, U., et al. (eds.) *The Semantic Web – ISWC 2022*. LNCS, vol. 13489, pp. 755–771. Springer, Cham (2022). [https://doi.org/10.1007/978-3-031-19433-7\\_47](https://doi.org/10.1007/978-3-031-19433-7_47)
23. Osuagwu, C.C., Okafor, E.C.: Framework for eliciting knowledge for a medical laboratory diagnostic expert system. *Expert Syst. Appl.* 37(7), 5009–5016 (2010). <https://doi.org/10.1016/j.eswa.2009.12.012>
24. OBI Consortium: The Ontology for Biomedical Investigations. *PLOS ONE* 11(4), e0154556 (2016). <https://doi.org/10.1371/journal.pone.0154556>
25. Odonkar, S., et al.: Towards a Semantic Digital Twin for Marine Robotics. In: *ISR Europe 2023 – 56th International Symposium on Robotics* (2023). <https://doi.org/10.13140/RG.2.2.27995.13604>
26. Ploennigs, J., et al.: Scaling knowledge graphs for automating AI of digital twins. In: Sattler, U., et al. (eds.) *The Semantic Web – ISWC 2022*. LNCS, vol. 13489, pp. 733–750. Springer, Cham (2022). [https://doi.org/10.1007/978-3-031-19433-7\\_46](https://doi.org/10.1007/978-3-031-19433-7_46)
27. Ramonell, C., et al.: Knowledge graph-based data integration system for digital twins of built assets. *Autom. Constr.* 156, 105109 (2023). <https://doi.org/10.1016/j.autcon.2023.105109>
28. Remy, F., Demuynck, K., Demeester, T.: BioLORD-2023: semantic textual representations fusing large language models and clinical knowledge graph insights. *J. Am. Med. Inform. Assoc.* 31(9), 1844–1855 (2024). <https://doi.org/10.1093/jamia/ocae029>
29. Robinson, I., Webber, J., Eifrem, E.: *Graph Databases: New Opportunities for Connected Data*, 2nd edn. O’Reilly Media, Sebastopol, CA (2015).
30. Sahlab, N., et al.: Knowledge graphs as enhancers of intelligent digital twins. In: *4th IEEE International Conference on Industrial Cyber-Physical Systems (ICPS 2021)*. IEEE (2021). <https://doi.org/10.1109/ICPS49255.2021.9468219>

31. Schröder, M., Staehlke, S., Groth, P., Nebe, J.B., Spors, S., Krüger, F.: Structure-based knowledge acquisition from electronic lab notebooks for research data provenance documentation. *J. Biomed. Semantics* 13(1), 4 (2022). <https://doi.org/10.1186/s13326-021-00257-x>
32. Shen, X., Wagg, D.J., Tipuric, M., et al.: Digital twins as self-models for intelligent structures. *Sci Rep* 15, 30327 (2025). <https://doi.org/10.1038/s41598-025-14347-8>
33. Soares, M., et al.: Recommendations on the use of structured expert elicitation protocols for healthcare decision making: a good practices report of an ISPOR task force. *Value Health* 27(10), 1393–1403 (2024). <https://doi.org/10.1016/j.jval.2024.07.027>
34. Steenwinckel, B., et al.: Quality in color: using knowledge graphs for enhanced quality control in an automotive paintshop. In: Dragoni, M., et al. (eds.) *The Semantic Web – ISWC 2024*. LNCS, vol. 15233. Springer, Cham (2024). [https://doi.org/10.1007/978-3-031-77847-6\\_13](https://doi.org/10.1007/978-3-031-77847-6_13)
35. Steinmetz, C., Schroeder, G.N., Sulak, A., Tuna, K., Binotto, A.P.D., Rettberg, A., Pereira, C.E.: A methodology for creating semantic digital twin models supported by knowledge graphs. *IEEE International Conference on Emerging Technologies and Factory Automation*, pp. 1–7 (2022). <https://doi.org/10.1109/ETFA52439.2022.9921499>
36. Tao, F., Zhang, H., Liu, A., Nee, A.Y.C.: Digital twin in industry: state-of-the-art. *IEEE Trans. Ind. Inform.* 15(4), 2405–2415 (2019). <https://doi.org/10.1109/TII.2018.2873186>
37. Thieme, A., Renwick, S., Marschmann, M., Guimaraes, P.I., Weissenborn, S., Clifton, J.: Deep integration of low-cost liquid handling robots in an industrial pharmaceutical development environment. *SLAS Technol.* 29(5), 100180 (2024). <https://doi.org/10.1016/j.slast.2024.100180>
38. Tom, G., et al.: Self-driving laboratories for chemistry and materials science. *Chem. Rev.* 124(16), 9633–9732 (2024). <https://doi.org/10.1021/acs.chemrev.4c00055>
39. W3C: PROV-O: The PROV Ontology. W3C Recommendation (2013). <http://www.w3.org/TR/2013/REC-prov-o-20130430/>
40. Wierenga, R.P., et al.: PyLabRobot: an open-source, hardware-agnostic interface for liquid-handling robots and accessories. *Device* 1(4), 100111 (2023). <https://doi.org/10.1016/j.device.2023.100111>
41. Zadeh, L.: A Fuzzy-Set-Theoretic Interpretation of Linguistic Hedges. *J. Cybern.* 3, 4–34 (1972). <https://doi.org/10.1080/01969727208542910>
42. Zhang, B., et al.: OntoChat: a framework for conversational ontology engineering using language models. In: *The Semantic Web – ESWC 2024 Satellite Events*. LNCS. Springer, Cham (2025). [https://doi.org/10.1007/978-3-031-78952-6\\_10](https://doi.org/10.1007/978-3-031-78952-6_10)
43. Zhang, Y., Sui, X., Pan, F., et al.: A comprehensive large-scale biomedical knowledge graph for AI-powered data-driven biomedical research. *Nat. Mach. Intell.* 7, 602–614 (2025). <https://doi.org/10.1038/s42256-025-01014-w>

## Supplemental Material

### Federated Semantic Knowledge Graphs for Laboratory Workflows: A Structured Expert Elicitation Methodology Demonstrated Through Bioanalytical Workflow Twins

*ISWC 2026 In-Use Track*

Authors: Luis F. Schachner\*<sup>1</sup>, Vinith Thamizhazhagan<sup>2</sup>, Sara Tanenbaum<sup>2</sup>, John C. Tran<sup>1</sup>, Pamela P. F. Chan<sup>1</sup>, Mandy Kwong<sup>1</sup>, Andy Chang<sup>1</sup>, Maureen Beresini<sup>1</sup>, Margaret Porter Scott<sup>1</sup>

\*Corresponding author: Luis F. Schachner, [schachl1@gene.com](mailto:schachl1@gene.com)

<sup>1</sup> Biochemical and Cellular Pharmacology Department, Genentech, Inc. South San Francisco, CA, USA

<sup>2</sup> Computational Sciences Center of Excellence, Genentech, Inc. South San Francisco, CA, USA

This Supplemental Material provides the detailed architecture documentation, evaluation data, elicitation schema, and ontology governance specification referenced in the main paper. It is organized in four parts.

#### **Part 1 — Architecture Reference Tables (Tables 1–11, §3–5)**

Detailed documentation supporting the architecture and evaluation sections of the main paper: upper ontology vocabulary basis and domain extensions (Table 1); node type schema by tier (Table 2); within-tier edge semantics (Table 3); cross-tier edge semantics (Table 4); subgraph statistics at evaluation time (Table 5); LC-MS/PRM failure mode confidence ranking (Table 6); cross-subgraph silent failure query result (Table 7); cross-assay automation consolidation candidates (Table 8); cross-subgraph knowledge profile comparison (Table 9); within-agent consistency metrics (Table 10); cross-agent agreement metrics (Table 11).

#### **Part 2 — Evaluation Query Implementations (Q1–Q7, §5)**

Complete Cypher traversal queries executed against the live Neo4j AuraDB deployment. Queries are provided verbatim and are executable against any Neo4j instance populated using the schema and governance specification in Parts 3–4. Q6 (cross-subgraph silent failure traversal) requires the federated architecture — it cannot be executed against either assay subgraph in isolation.

### **Part 3** — Structured Extraction Object Schema (Appendix A, §4.2)

The Structured Extraction Object (SEO) schema — the typed intermediate representation produced by each elicitation session and consumed by the Annotator Agent to generate Cypher. The schema is the primary reproducibility artifact: it defines what knowledge must be elicited, in what structure, and under what epistemological constraints. An abridged version organized by the six grounding layers is provided here. The complete machine-readable schema file is available from the corresponding author.

### **Part 4** — Upper Ontology Governance Specification (Appendix B, §3.2–3.4)

The governance contract that defines superclass membership requirements, universal property contracts, multi-label implementation pattern, ID namespace conventions, and cross-subgraph relationship semantics. Any research team constructing a federation-compatible subgraph for a new workflow domain must satisfy this contract; the compliance checklist in §B.5 operationalizes this requirement.

**Reproducibility note.** The questioning frameworks and lenses, Protocol Intelligence Co-pilot system prompts, Annotator agent prompts, Director Agent prompt, and full Cypher load files for all three deployed subgraphs are available from the corresponding author upon request. An anonymized example Structured Extraction Object for a generic laboratory protocol is included at the end of Appendix A.

**Table 1 — Domain vocabulary basis for Biochemical and Cellular Pharmacology (BCP) upper ontology superclasses.**

<b>BCP Superclass</b>	<b>Domain vocabulary basis</b>	<b>BCP extension?</b>
`AssayWorkflow`	A protocol that, when implemented, produces information about the material entity that is the evaluand, by physically examining it or its proxies (adapted from OBI).	No
`WorkflowStep`	A unit element in a procedure " (adapted from AFO)	No
`InstrumentAsset`	AFO equipment taxonomy (autosampler, LC system, mass spectrometer, plate reader, etc.) — `InstrumentAsset` is a necessary superclass given BCP's automation platform diversity. Note: the subclass labels `AutomationAsset` and `InstrumentComponent` were consolidated to `InstrumentAsset:AutomationAsset` and `InstrumentAsset:InstrumentComponent`.	Partial — BCP generalizes to superclass
`Reagent`	AFO analyte/reagent role vocabulary	Partial — BCP adds lot sensitivity, tacit knowledge properties
`Expert` / `Scientist`	AFO: "agent" — the person performing an action	Partial — BCP adds calibration method, expertise, provenance scope
`QualificationExperiment`	Partial: "analyte calibration" (AFO); broader qualification concept is BCP-specific	Partial
`FailureMode`	<b>**BCP extension**</b> — closest AFO concept is "aborted state" (abnormal process completion), but AFO has no failure taxonomy, no silent failure concept, no confidence scoring	Yes
`DecisionPoint`	<b>**BCP extension**</b> — no industry-standard vocabulary for conditional expert judgment at workflow branch points	Yes
`QualityFlag` / `AmbiguityFlag`	<b>**BCP extension**</b> — no standard vocabulary for epistemic gaps or knowledge boundary markers	Yes
`MASKED_BY` (edge)	<b>**BCP extension**</b> — no standard vocabulary for automation-masked scientific invalidity	Yes
`ELICITED_FROM` (edge)	<b>**BCP extension**</b> — W3C PROV-O provides provenance vocabulary; ELICITED_FROM is a domain-specific instantiation	Partial
Confidence scoring	<b>**BCP extension**</b> — no analytical data standard models graded epistemic certainty on knowledge claims	Yes

**Table 2 — Node type schema by tier.**

<b>Tier</b>	<b>Node Type</b>	<b>Key Properties</b>	<b>Subgraph</b>	<b>Vocabulary basis</b>
1	DecisionNode	decision_name, program_phase, gates_milestone	Cross	BCP extension
1	EvidentiaryInput	assay_type, required_quality_th reshold, min_confidence_for _action	Cross	BCP extension
1	ErrorCascade	error_magnitude, downstream_conse quence, consequence_sever ity	Cross	BCP extension
1	ProgramMilestone	name, phase, regulatory_context	Cross	BCP extension
2	AssayWorkflow	name, analyte_class, platform, qualification, twin_version	ELISA / LCMS	Industry-standard ("assay" — AFO, OBI)
2	WorkflowStep	name, order, description, critical, cv_target_pct	ELISA / LCMS	Industry-standard ("action" — AFO)
2	FailureMode	name, confidence, confidence_method , silent_failure_risk, masked_by_candid ate	ELISA / LCMS	BCP extension — no standard vocabulary
2	DecisionPoint	decision_name, condition, on_true_action, on_false_action, escalation_trigger	ELISA / LCMS	BCP extension — no standard vocabulary
2	Reagent	name, role, subgraph, variants	Cross (upper ontology)	Partial industry-standard (AFO analyte/reagent roles)
2	InstrumentAsset	name, subgraph, read_modes; subclasses: ELISAInstrument, LCMSInstrument, AutomationAsset, InstrumentCompon ent	Cross (upper ontology)	Industry-standard (AFO equipment taxonomy)
2	QCMaterial	name, level, purpose, acceptance_criteria	Cross (upper ontology) — instances in ELISA / LCMS	Partial industry-standard (ICH M10, FDA BMV)
2	QualificationExperi ment	name, stage_required, acceptance_criteria , failure_modes_eval	Cross (upper ontology) — instances in ELISA / LCMS	BCP Extension

2	Tradeoff	name, optimized_for, sacrificed, decision_rule	Cross (upper ontology) — instances in ELISA	BCP extension
2	QualityFlag	description, flag_type, resolution_needed, status; subclasses: ELISAAmbiguityFla g, LCMSAmbiguityFla g, AutomationStandar dizationBarrier	Cross (upper ontology)	BCP extension
2	Expert	alias, expertise, session_date, calibration_method ; subclass: Scientist	Cross (upper ontology)	Partial industry-standard ("agent" — AFO)
2	CalibrationRecord	confidence_method , session_date, cooke_weight	Cross	BCP extension
2	SourceDocument	filename, format, storage_path, document_type, schema_version, extracted_by	Cross	BCP extension — partial alignment with W3C PROV-O 'Entity'
3	InstrumentAsset:A utomationAsset	name, category, building, room, integration_status, api_available	Cross (upper ontology) — instances in Automation	Partial industry-standard (AFO equipment taxonomy)
3	IntegratedSystem	name, scheduler_software , uptime_target_pct, integration_maturit y	Automation	BCP extension
3	AutomationFailure Mode	name, silent_failure_risk, downstream_risk, currently_logged	Automation	BCP extension
3	ErrorSignature	error_type, signature_pattern, currently_logged, detection_latency	Automation	BCP extension
3	UseCase	name, capability_category	Cross	BCP extension

**Table 3 — Within Tier 2 (Assay Protocol Layer):**

Edge Type	Source → Target	Semantic meaning
`CONTAINS_STEP`	AssayWorkflow → WorkflowStep	Step belongs to this workflow
`NEXT_STEP`	WorkflowStep → WorkflowStep	Execution sequence
`CAUSES_IF_INCOMPLETE`	WorkflowStep → FailureMode	Step execution failure causes this FM
`TRIGGERED_AT`	DecisionPoint → WorkflowStep	Decision is evaluated at this step
`LEADS_TO`	FailureMode → FailureMode	Failure cascade
`SUGGESTS_CHECK`	DecisionPoint → FailureMode	This decision should prompt FM investigation
`USES`	WorkflowStep → Reagent / Instrument	Step uses this physical asset
`EVALUATES`	QualificationExperiment → WorkflowStep / FailureMode	Experiment tests this node
`ELICITED_FROM`	Any → Scientist	Provenance anchor — expert source of this knowledge claim
`GENERATED_FROM`	AssayWorkflow → SourceDocument	Workflow graph was generated from this source (JSON or original document)
`DERIVED_FROM`	SourceDocument (JSON) → SourceDocument (original)	Structured extraction JSON was derived from this source protocol document

**Table 4 — Cross-tier edges (the connection layer):**

Edge Type	Source → Target	Semantic meaning
`MASKED_BY`	FailureMode (Tier 2) → AutomationAsset (Tier 3)	FM is invisible to automation logging — the silent failure edge
`CANDIDATE_MASKED_BY`	AutomationFailureMode → FailureMode	Automation FM is a candidate cause of scientific FM — pending convergence validation
`TRIGGERS`	AutomationFailureMode → FailureMode	Automation failure causally produces scientific failure
`OCCURS_IN`	AutomationFailureMode → AutomationAsset	Automation FM is associated with this instrument
`REQUIRES_AUTOMATION`	WorkflowStep → UseCase	Step requires this automation capability
`SUITABLE_FOR`	AutomationAsset → UseCase	Instrument satisfies this capability requirement
`SOURCED_FROM`	EvidentiaryInput → AssayWorkflow	Program decision requires output from this assay

**Table 5 — Subgraph statistics at time of evaluation.**

Metric	ELISA	LC-MS/PRM	Automation
Total nodes	127	100	133+
Failure modes	18	23	7
Workflow steps	14	31	—
Decision points	10	29	—
Mean confidence	0.82	0.71	N/A
Confidence range	0.70–0.92	0.60–0.90	—
FMs at confidence floor (≤0.60)	0	3	—
MASKED_BY edges (cross-subgraph)	2	—	—
REQUIRES_AUTOMATIO N edges	14	17	—

**Table 6 — LC-MS/PRM failure modes by confidence (top 10 of 23).**

FM ID	Failure Mode	Confidence
FM-LCMS-011	Recombinant/Endogenous Mismatch (Biomarker Assays)	0.90
FM-LCMS-023	Column Carryover	0.88
FM-LCMS-017	Inadequate Sensitivity — Qualification Phase Failure	0.85
FM-LCMS-021	Non-Specific Binding to LC Tubing (Adsorption)	0.80
FM-LCMS-019	Column Clogging / Overpressure	0.78
FM-LCMS-020	Autosampler Aspiration Failure	0.77
FM-LCMS-003	Analyte Adsorption to Labware	0.75
FM-LCMS-012	Matrix-Induced Ion Suppression or Enhancement	0.75
FM-LCMS-013	Reference Standard Failure / Lot Change	0.75
FM-LCMS-001	Missed Cleavages	0.72

**Table 7 — Cross-subgraph silent failure result (Q6).**

ELISA Failure Mode	Confidence	Automation Asset	Contributing Automation Failures
Washer Carryover	0.90	EL406 (fume hood)	—
Standard Curve Failure	0.88	EL406 (fume hood)	Residual Wash Buffer Interference; EL406 Head Configuration Mismatch

**Table 8 — Tier 1 cross-assay consolidation candidates.**

Instrument	Location	Shared Capabilities	Overlap Count
Bravo AssayMap	Building A	Serial Dilution, Plate Washing/Aspiration, Titration / Normalization	3
D300	Building B	Serial Dilution, Precious Reagent Dispensing,	3

		Titration / Normalization	
D300	Building C	Serial Dilution, Precious Reagent Dispensing, Titration / Normalization	3

**Table 9 — Cross-subgraph knowledge profile comparison.**

Metric	ELISA	LC-MS/PRM
Failure modes (n)	18	23
Mean confidence	0.82	0.71
Confidence range	0.70–0.92	0.60–0.90
FMs at confidence floor ( $\leq 0.60$ )	0	3
Elicitation sessions	2 (SCI-001, SCI-002)	2 (SCI-003, SCI-004)
Confidence method	linguistic_approximation	linguistic_approximation

**Table 10 — Within-agent agreement.**

Metric	ELISA (3 runs)	LC-MS (3 runs)
Node recall (mean pairwise, $\sigma$ )	1.0 ( $\sigma = 0$ )	1.0 ( $\sigma = 0$ )
FM identification F1 (mean)	1.0	1.0
Edge type agreement	1.0 (14/14)	1.0 (20/20)

**Table 11 — Cross-agent agreement.**

Metric	ELISA	LC-MS
FM recall	1.0	1.0
FM F1	0.43	1.0
WorkflowStep F1	1.0	0.89
Tradeoff F1	0.89	0.94
Edge type coverage	0.75	0.85

## Evaluation Queries

### Q1:

```
MATCH (w:AssayWorkflow)-[:CONTAINS_STEP]->(step:WorkflowStep)
      -[:CAUSES_IF_INCOMPLETE]->(f:FailureMode)
WHERE f.subgraph = 'ELISA' AND f.confidence >= 0.7
OPTIONAL MATCH (f)-[:MASKED_BY]->(a:AutomationAsset)
RETURN f.name AS failure_mode, f.confidence AS confidence,
       f.severity AS severity, step.name AS workflow_step,
       CASE WHEN a IS NOT NULL THEN 'SILENT' ELSE 'detectable' END AS visibility,
       a.name AS masking_asset
ORDER BY f.confidence DESC, visibility DESC
```

### Q2:

```
MATCH (dp:DecisionPoint)-[:TRIGGERED_AT]->(step:WorkflowStep {name: 'Plate
Readout'})
RETURN dp.decision_name, dp.condition, dp.threshold_note,
       dp.on_true_action, dp.on_false_action, dp.escalation_trigger,
       dp.confidence
ORDER BY dp.id
```

### Q3:

```
MATCH (step:WorkflowStep {name:
'Blocking'})-[:CAUSES_IF_INCOMPLETE]->(f:FailureMode)
OPTIONAL MATCH path2 = (f)-[:LEADS_TO*1..3]->(downstream:FailureMode)
RETURN step.name AS origin_step,
       f.name AS root_failure,
       f.confidence AS root_confidence,
       CASE WHEN path2 IS NULL THEN 0 ELSE length(path2) END AS cascade_depth,
       CASE WHEN downstream IS NULL THEN f.name ELSE downstream.name END AS
terminal_node,
       CASE WHEN path2 IS NULL THEN [f.name] ELSE [n IN nodes(path2) | n.name] END
AS cascade_path
ORDER BY cascade_depth DESC
```

### Q4a:

```
MATCH (w:AssayWorkflow)-[:CONTAINS_STEP]->(step:WorkflowStep)
WHERE NOT
      (step)-[:CAUSES_IF_INCOMPLETE|TRIGGERS|RISKS|SUGGESTS_CHECK]->(:FailureMode)
RETURN step.id, step.name, step.description
ORDER BY step.id
```

### Q4b:

```
MATCH (f:FailureMode) WHERE f.confidence <= 0.60 AND f.subgraph IN ['ELISA',
'LCMS']
RETURN f.id, f.name, f.subgraph, f.confidence
ORDER BY f.confidence
```

**Q5:**

```
MATCH (w:AssayWorkflow)-[:CONTAINS_STEP]->(step:WorkflowStep)
      -[:CAUSES_IF_INCOMPLETE]->(f:FailureMode)
WHERE f.subgraph = 'LCMS' AND f.confidence >= 0.7
OPTIONAL MATCH (f)-[:MASKED_BY]->(a:AutomationAsset)
RETURN f.name AS failure_mode, f.confidence AS confidence,
       f.severity AS severity, step.name AS workflow_step,
       CASE WHEN a IS NOT NULL THEN 'SILENT' ELSE 'detectable' END AS visibility,
       a.name AS masking_asset
ORDER BY f.confidence DESC, visibility DESC
```

**Q6:**

```
MATCH (f_elisa:FailureMode)-[:MASKED_BY]->(asset:AutomationAsset)
WHERE f_elisa.subgraph = 'ELISA'
OPTIONAL MATCH (afm:AutomationFailureMode)-[:CANDIDATE_MASKED_BY]->(f_elisa)
OPTIONAL MATCH (afm)-[:OCCURS_IN]->(ic)
RETURN f_elisa.name AS elisa_failure_mode, f_elisa.confidence AS elisa_confidence,
       asset.name AS automation_asset, asset.instrument_type AS asset_type,
       collect(DISTINCT afm.name) AS contributing_auto_failures,
       collect(DISTINCT ic.name) AS occurs_in_components
ORDER BY f_elisa.confidence DESC
```

**Q7:**

```
MATCH (s_elisa:WorkflowStep
      {subgraph:'ELISA'})-[:REQUIRES_AUTOMATION]->(uc:UseCase)
MATCH (s_lcms:WorkflowStep {subgraph:'LCMS'})-[:REQUIRES_AUTOMATION]->(uc)
MATCH (a:AutomationAsset)-[:SUITABLE_FOR]->(uc)
RETURN a.name AS instrument, a.building AS building, a.room AS room,
       collect(DISTINCT uc.name) AS shared_capabilities,
       count(DISTINCT uc) AS overlap_count
ORDER BY overlap_count DESC
```

## **Appendix A — Structured Extraction Object Schema (Abridged)**

### Structured Extraction Object: Six-Layer Architecture

The SEO schema organizes elicited knowledge into six independently grounded layers. Each layer serves a distinct epistemological purpose; the layers are designed to be separable — a domain team deploying the methodology in manufacturing or clinical contexts would retain Layers 3–6 unchanged and adapt Layer 1–2 vocabulary to their domain.

## **Appendix B — Upper Ontology Governance Specification**

### **Purpose**

The upper ontology is a governance contract: a set of superclass definitions and universal property requirements that every node in the federated graph must satisfy, regardless of which domain subgraph it belongs to. Its two purposes are:

(1) enabling cross-subgraph query by defining shared superclasses that domain-specific variants extend; and (2) grounding the vocabulary in established formal ontologies (AFO, OBI) where they provide coverage, and extending into the epistemic layer where they do not.

The key architectural boundary is TBox vs. ABox:

- TBox (upper ontology): Superclass definitions, universal properties, and edge type semantics. Shared across all subgraphs. Defined once.
- ABox (subgraphs): Instantiated knowledge — specific failure modes, workflow steps, instruments, and experts. Domain-specific. Defined per subgraph. New subgraphs add to the ABox. They extend but never modify the TBox. Schema divergence as the federation grows is prevented by this constraint.

# Appendix A: Structured Extraction Object Schema — Abridged Reference

ISWC 2026 Supplemental Material — Schema Elicitation Instrument

---

## Overview

Protocol Schema (the Structured Extraction Object schema, or SEO) is the structured elicitation instrument used to extract tacit expert knowledge from bioanalytical scientists. It is not a formal ontology — it is an interview scaffold rich enough to capture both explicit protocol structure and the tacit knowledge that underlies it. Formal ontological commitments reside in the downstream knowledge graph, where they are expressed as typed nodes and edges aligned to AFO, OBI, and MALFO.

The schema is organized into six independently grounded layers. Layers 1–4 and 6 are domain-agnostic. Layer 5 (Decision Model) is gated by session mode. The LC-MS acquisition section is domain-specific and explicitly conditional.

---

## Layer 1 — Protocol Structure

*Grounding: Universal SOP structure — any laboratory protocol*

Captures the protocol's identity and physical execution sequence. These fields carry no domain assumptions; they apply equally to immunoassay, mass spectrometry, or semiconductor fabrication procedures.

```
{
  "identity": {
    "protocol_id": "unique identifier e.g. ELISA_PD_001",
    "protocol_name": "human-readable name",
    "assay_family": "e.g. ELISA, LC-MS, Lumit PPI, HiBiT, cell-viability",
    "platform_type": "biochemical | cell-based | analytical",
    "version": "protocol version",
    "author": "scientist name",
    "date_created": "ISO date or null",
    "date_revised": "ISO date or null",
    "validation_level": "exploratory | qualified | validated"
  },
  "inputs": {
    "sample_matrices": [],
    "proteins_or_targets": [],
    "reagents": [
      {
        "reagent_name": null,
        "role": "capture | detection | substrate | buffer | blocking | standard |
control | internal_standard",
        "lot_sensitivity": "high | moderate | low | unknown",
        "stability_window": null,
        "storage_conditions": null
      }
    ]
  }
}
```

```

    }
  ],
  "controls": [
    {
      "control_type": "positive | negative | blank | reference_standard |
system_suitability",
      "purpose": "what is this control actually telling you?",
      "acceptance_criteria": null
    }
  ],
  "equipment": [
    {
      "instrument_name": null,
      "role": "required | recommended | optional",
      "automation_candidate": "yes | no | partial"
    }
  ]
},

"workflow": {
  "steps": [
    {
      "step_number": null,
      "step_name": null,
      "step_type": "sample_prep | reagent_addition | incubation | wash |
measurement | data_processing | chromatography | ms_acquisition | other",
      "description": null,
      "parameters": {
        "volume_ul": null,
        "temperature": null,
        "duration": null,
        "concentration": null
      },
      "conditionality": {
        "depends_on": "what prior step or condition gates this step",
        "branches": "if X then Y, otherwise Z – or null if linear",
        "failure_at_this_step_means": "consequence description"
      },
      "assumption_protected": "what assumption is this step protecting against?",
      "is_irreversible": false,
      "is_critical_path": false,
      "automation_notes": "what would be required to automate this step, or null"
    }
  ],
  "critical_path": "which steps form the minimum viable execution sequence?",
  "timing_constraints": [
    {
      "constraint": "e.g. plate must be read within 20 min of substrate addition",
      "consequence_of_violation": null,
      "is_hard_constraint": true
    }
  ]
}

```

```
},
"outputs": {
  "raw_readout": null,
  "processed_metrics": [],
  "normalization_method": null,
  "reported_values": [],
  "what_good_looks_like": null
}
}
```

## Layer 2 — Regulatory Quality Framework

Grounding: FDA Bioanalytical Method Validation (2018), EMA BMV (2011), ICH M10; SHELF uncertainty quantification (Oakley & O'Hagan, 2010)

Encodes quality control metrics, run acceptance criteria, and failure mode characterization. Confidence scores are elicited using linguistic approximation (Lakoff 1973; Zadeh 1972, 1975) or SHELF seed-question calibration. The `silent_failure_risk` field — and the downstream `MASKED_BY` graph relationship — are the primary novel contributions of this layer.

```
{
  "quality_framework": {
    "qc_metrics": [
      {
        "metric_name": null,
        "threshold": null,
        "evaluation_rule": null,
        "what_happens_at_borderline": null
      }
    ],
    "confidence_architecture": {
      "minimum_passing_criteria": null,
      "expert_intuition_signals": null,
      "trust_point": null,
      "borderline_handling": null
    },
    "failure_modes": [
      {
        "failure_mode": null,
        "detection_signal": null,
        "root_cause": null,
        "frequency": "common | occasional | rare",
        "recovery_action": null,
        "misdiagnosis_risk": null,

        "silent_failure_risk": false,
        "silent_failure_mechanism": null,

        "confidence": 0.0,
        "confidence_lower": null,
      }
    ]
  }
}
```

```

        "confidence_upper": null,
        "confidence_method": "SHELF_elicited | linguistic_approximation |
single_source",
        "source_scientist": null
    }
}
}
}
}

```

**Note on `silent_failure_risk`** : When `true` , this failure mode can produce results that appear valid but are scientifically incorrect — the failure does not self-announce. In the downstream graph, silent failures that are specifically masked by automation systems carry a `MASKED_BY` edge to the responsible `AutomationAsset` node. No equivalent relationship exists in AFO, OBI, or MALFO; this is the claimed novel contribution.

---

## Layer 3 — Decision Epistemics

*Grounding: Decision theory — assays exist to reduce uncertainty in service of a specific decision, not to generate data per se*

Encodes the scientific purpose that justifies the protocol's existence. These three fields — `decision_supported` , `scientific_question` , and `hypothesis_structure` — require the scientist to articulate what the assay is *for*, not just what it does. This framing prevents the knowledge graph from becoming a procedure catalog.

```

{
  "scientific_purpose": {
    "decision_supported": "What scientific or operational decision does this assay
exist to support?",
    "scientific_question": "What biological or analytical uncertainty does this
assay reduce?",
    "hypothesis_structure": "What must be true about the biology/chemistry for this
assay to be interpretable?",
    "assay_position": "primary_screen | orthogonal_confirmation | mechanistic | PK |
PD | target_engagement | other",
    "downstream_experiments": {
      "positive_result_triggers": [],
      "negative_result_triggers": []
    }
  }
}
}

```

---

## Layer 4 — Tacit Knowledge Capture

*Grounding: Knowledge acquisition (KA) literature — domain-agnostic; applies equally to scientific, clinical, and manufacturing contexts*

Captures the knowledge that does not appear in any SOP: the reasons behind steps, the substitution logic, the failure histories, and the boundary conditions of the protocol's applicability. These fields are elicited through structured counterfactual and dialectical interview techniques.

```

{
  "tacit_knowledge": {
    "counterfactual_steps": [
      {
        "step": null,
        "what_would_have_to_be_true_for_this_to_be_unnecessary": null
      }
    ],
    "substitution_map": {
      "substitutable": [],
      "non_substitutable": []
    },
    "expertise_gradient": null,
    "failure_genealogy": null,
    "boundary_conditions": {
      "generalizability_assumptions": null,
      "matrices_that_would_require_reoptimization": []
    }
  },
  "dialectical_tensions": [],
  "argumentation": {
    "why_this_method": null,
    "alternatives_considered": [],
    "assumptions_embedded": [],
    "known_limitations": []
  },
  "network_dependencies": {
    "upstream_dependencies": null,
    "downstream_consumers": null,
    "causal_asymmetries": [],
    "human_roles": []
  },
  "doe_layer": {
    "primary_optimization_parameters": [],
    "response_variable": null,
    "confounding_variables": null,
    "design_constraints": null,
    "recommended_experimental_design": null
  }
}

```

## Layer 5 — Decision Model (Session-Gated)

*Grounding: Empirical* — emerged from elicitation practice. Operational-level scientists systematically contaminate design-level fields with execution-level inference when these fields are made available without gating.

This layer captures the design logic behind a protocol: why this approach was chosen over alternatives, under what conditions it generalizes, and what would force a redesign. It is gated to prevent epistemic contamination — a concrete problem discovered during elicitation practice.

### Session mode table

Session Mode	Accessible Layers	Who	_elicitation_scope
OPERATIONAL	Layers 1–4, 6	Contractor, CRO scientist, protocol runner	operational_only
DESIGN_EXPERT	Layers 1–6	Protocol designer, method developer	full
DIRECTOR	Layer 5 + strategic	Group head, program director	full

When `_elicitation_scope = operational_only`, all Layer 5 fields must be set to `null`. A null value is preferable to a contaminated value.

```
{
  "decision_model": {
    "_elicitation_scope": "full | operational_only | deferred",
    "_deferred_reason": "requires_designer | not_yet_elicited | null",
    "_note": "GATED – populate only in DESIGN EXPERT or DIRECTOR sessions. In OPERATIONAL sessions, set _elicitation_scope to 'operational_only' and leave all fields null.",

    "analyte_class": "oligonucleotide | small_molecule | peptide | intact_protein | antibody | cell | other",
    "analyte_class_constraints": [
      "physicochemical properties of this analyte class that constrain all method choices"
    ],

    "method_selection_logic": [
      {
        "condition": "if [matrix_complexity | analyte_property | throughput_requirement] = [value]",
        "preferred_approach": "SPE | LLE | PPT | dilute-and-shoot | immunocapture | other",
        "rationale": "mechanistic justification",
        "rejected_alternatives": [
          {
            "approach": null,
            "reason": "why this alternative fails under this condition"
          }
        ]
      }
    ]
  },

  "generalizability_envelope": {
```

```

    "applies_when": [],
    "breaks_when": [],
    "redesign_triggers": [],
    "analyte_properties_that_break_this": [],
    "matrix_properties_that_break_this": []
  },

  "design_heuristics": [
    {
      "heuristic": "the rule of thumb – stated as a decision rule",
      "domain": "sample_prep | chromatography | ms_detection | data_analysis |
assay_design",
      "applies_when": null,
      "exception_conditions": null,
      "is_principled_or_historical": "principled | historical | unknown"
    }
  ],

  "new_analyte_design_questions": [
    "if given a new analyte in this matrix tomorrow, what are the first 3-5
questions you would ask?"
  ],

  "cross_assay_transfer": {
    "shared_principles_with": [],
    "what_transfers": null,
    "what_does_not_transfer": null
  },

  "knowledge_capture_gaps": [
    "expert knowledge that is not captured anywhere – the things only certain
people know"
  ]
}

```

## Layer 6 — Provenance

*Grounding: Standard knowledge management*

Records the source, session context, and calibration status of all knowledge captured in the schema. Anchors every claim to a traceable expert and session.

```

{
  "twin_metadata": {
    "extracted_by": "Protocol Intelligence Co-pilot",
    "session_date": null,
    "validated_by": null,
    "confidence_level": "pre-processed_draft | partially_validated |
fully_validated",
    "known_gaps": [],
  }
}

```

```
    "next_elicitation_targets": [],
    "knowledge_source": {
      "source_type": "protocol_document | scientist | director |
automation_specialist",
      "expertise_level": "operational | design | director",
      "protocol_relationship": "designer | inheritor | trainer | runner |
domain_owner",
      "session_mode": "OPERATIONAL | DESIGN_EXPERT | DIRECTOR",
      "session_id": null,
      "calibration_score": null,
      "domain_expertise": []
    }
  }
}
```

---

## LC-MS Conditional Extension

This section is populated only when `assay_family` is `LC-MS`, `mass_spectrometry`, or `proteomics`. Set to `null` for all other assay types. The section is separable from the domain-agnostic core (Layers 3–5); a deployment in a non-MS context would omit it without affecting the schema structure.

Key sub-sections:

- **lc\_parameters** — column chemistry, mobile phases, gradient profile, retention time targets, carryover management
- **ms\_parameters** — instrument platform, ionization mode, acquisition mode, transition table (MRM/PRM), internal standard type and purity assessment
- **data\_analysis** — calibration curve weighting, peak integration algorithm, IS area acceptance window, run acceptance regulatory reference ( `FDA_BMV_2018` | `EMA_BMV_2011` | `ICH_M10` )

The `internal_standard.silent_failure_note` field within `ms_parameters` directly encodes a domain-specific silent failure risk: isotope impurity in the IS stock artificially suppresses apparent LLOQ without generating a visible signal that something is wrong.

---

## Schema vs. Graph — Separation of Concerns

The schema functions as an **elicitation intermediate**: its purpose is to be rich enough to extract tacit knowledge from an expert during a structured interview session. The schema vocabulary is deliberately readable by scientists, not machines.

Formal ontological commitments reside in the downstream knowledge graph:

- Node type alignment: `AssayWorkflow` → OBI `assay` (planned process producing information about a material entity); `InstrumentAsset` → AFO equipment taxonomy
- Failure mode alignment: all `FailureMode` nodes carry `malfo_class` properties referencing MALFO (Compagno & Borgo, FOIS 2024)
- `MASKED_BY` relationship: not modeled by any existing standard; the claimed novel contribution

The pipeline is: **schema (elicitation) → Cypher (graph construction) → upper ontology alignment (formal)**.

---

*Complete example SEOs for Anti-Drug Antibody ELISA, and Peptide PK LC-MS/MS are available upon request.*

# Appendix B: Upper Ontology Governance Specification

ISWC 2026 Supplemental Material — Federated Knowledge Graph Architecture Version: 1.0

---

## Purpose

This document defines the upper ontology for the BCP Semantic Digital Twin (SDT) — the shared conceptual layer governing consistent knowledge representation across all subgraphs (ELISA, LC-MS/PRM, Automation, and any future domain additions).

It is a **governance contract**: every node claiming membership in a superclass must implement all universal properties listed here. Domain-specific extensions are permitted but must not conflict with universal properties.

The formal implementation is in the companion Cypher file. This document explains what is modeled and why; the Cypher file explains how.

---

## Implementation: Multi-Label Pattern

Neo4j does not support native class inheritance. Three patterns are available:

Pattern	Mechanism	Decision
<b>Multi-label</b> ✓	Node carries both superclass and domain subclass labels: (n:FailureMode:ELISAFailureMode)	<b>Chosen.</b> Enables MATCH (n:FailureMode) across all subgraphs without joins. Label-indexed, fast, natural in property graphs.
IS_A relationship	Subclass node points to superclass node via [:IS_A]	Rejected. Doubles node count, requires traversal for every cross-domain query.
Property convention only	n.superclass = "FailureMode" as a string property	Rejected as primary mechanism. Not indexed. Not enforceable. Used as a supplement only.

**The pattern in practice:** every domain node carries two labels — the superclass label and a domain subclass label. Universal properties are defined here. Domain-specific properties are added on the same node without conflict.

```
(n:FailureMode:ELISAFailureMode {
  id: "FM-ELISA-001",           // universal
  name: "Reagent Degradation", // universal
  frequency: "occasional",     // universal
  silent_failure_risk: true,   // universal
  subgraph: "ELISA",          // universal
  regulatory_ref: "FDA_2018"   // ELISA-specific extension
})
```

---

## ID Convention

All nodes in the federated graph use a three-part ID format:

[DOMAIN]-[TYPEPREFIX]-[NNN]		
Field	Values	Notes
DOMAIN	ELISA, LCMS, AUTO, CELL, SHARED	SHARED for concepts spanning multiple subgraphs (e.g., a physical instrument used in both ELISA and Automation)
TYPEPREFIX	FM, STEP, DP, RGT, QF, EXPERT, INST, IA	See per-superclass sections below
NNN	Three-digit zero-padded integer	001, 012, 100

Examples: FM-ELISA-001 , STEP-LCMS-031 , INST-SHARED-007 , EXPERT-LCMS-001

## Superclass Catalogue

Seven superclasses govern the federated SDT. Each has a universal property contract (required across all subgraphs) and domain-specific extensions (informative).

### 1. FailureMode

**What it represents:** Any condition — arising from reagents, instruments, operators, environment, or protocol logic — that causes an assay to produce incorrect, unreliable, or undetectable results.

All subgraphs contain failure modes. They differ by domain (immunoassay vs. mass spectrometry vs. robotics) but all answer the same questions: what went wrong, how often, can it be detected, and what is the recovery action.

**MALFO alignment:** All `FailureMode` nodes carry a `malfo_class` property drawn from the six MALFO classes (Compagno & Borgo, FOIS 2024): `FailureCondition` , `NonPerformanceEvent` , `Fault` , `MereSymptom` , `FailureMechanism` , `AbExtDisabledState` . MALFO is BFO-grounded and domain-general, making these alignments cross-domain defensible.

#### Universal Properties — FailureMode

Property	Type	Allowed Values	Required	Description
id	string	FM-[DOMAIN]-[NNN]	YES	Unique identifier across the federated graph
name	string	free text	YES	Short human-readable failure name
description	string	free text	YES	What the failure is and under what conditions it occurs
frequency	string	common, occasional,	YES	How often this failure manifests under normal operating conditions

		rare		
silent_failure_risk	boolean	true, false	<b>YES</b>	If true, this failure can produce results that appear valid but are scientifically incorrect — it does not self-announce
recovery_action	string	free text	<b>YES</b>	What a scientist or operator does when this failure is detected or suspected
malfo_class	string	see above	<b>YES</b>	MALFO ontology class for cross-domain alignment
elicitation_source	string	EXPERT-[DOMAIN]-[NNN]	<b>YES</b>	ID of the expert who provided this knowledge
subgraph	string	ELISA, LCMS, AUTO, SHARED	<b>YES</b>	Which subgraph owns this node

#### Domain-Specific Extensions (informative)

Property	Domain	Type	Description
confidence	ELISA	float [0–1]	SHELF-calibrated confidence score
confidence_lower	ELISA	float	Lower bound of SHELF elicitation interval
confidence_upper	ELISA	float	Upper bound of SHELF elicitation interval
confidence_n	ELISA	integer	Number of elicitation rounds
silent_failure_mechanism	LCMS	string	Specific mechanism by which failure evades detection
regulatory_ref	ELISA	string	FDA/EMA regulatory section governing this failure
error_signature	AUTO	string	Observable instrument signal or alert indicating this failure
category	AUTO	string	Functional category: WA (wash), DR (dispenser), LH (liquid handler), GEN (general)

**Domain subclass labels:** ELISAFailureMode , LCMSFailureMode , AutomationFailureMode

## 2. WorkflowStep

**What it represents:** A discrete, named action in a protocol that transforms the state of a sample, instrument, or dataset. Steps are sequentially ordered and may depend on the outcome of prior steps.

#### Universal Properties — WorkflowStep

Property	Type	Allowed Values	Required	Description
id	string	STEP-[DOMAIN]-[NNN]	<b>YES</b>	Unique identifier
step_name	string	free text	<b>YES</b>	Human-readable step name
step_type	string	sample_prep, instrument_action, data_acquisition, qc_check, analysis, decision	<b>YES</b>	Functional category
is_critical_path	boolean	true, false	<b>YES</b>	Whether failure at this step blocks all subsequent steps
is_irreversible	boolean	true, false	<b>YES</b>	Whether this step can be undone if an error is detected afterward
elicitation_source	string	EXPERT-[DOMAIN]-[NNN]	<b>YES</b>	ID of the expert who provided this knowledge
subgraph	string	ELISA, LCMS, AUTO, SHARED	<b>YES</b>	Which subgraph owns this node

#### Domain-Specific Extensions

Property	Domain	Type	Description
incubation_time_min	ELISA	integer	Incubation duration in minutes
wash_cycles	ELISA	integer	Number of wash cycles
volume_ul	ELISA	float	Dispensed or aspirated volume
assumption_protected	LCMS	string	The tacit scientific assumption this step encodes — the knowledge lost if the step becomes a black box
flow_rate_ul_min	LCMS	float	Chromatographic flow rate

**Domain subclass labels:** ELISASStep , LCMSWorkflowStep , AutomationStep

### 3. DecisionPoint

**What it represents:** An explicit choice a scientist or operator makes during protocol execution — one where the correct option depends on context and where the wrong choice causes downstream failure.

DecisionPoints capture the judgment calls that standard SOPs typically omit.

#### Universal Properties — DecisionPoint

Property	Type	Allowed Values	Required	Description
----------	------	----------------	----------	-------------

id	string	DP-[DOMAIN]-[NNN]	YES	Unique identifier
decision_name	string	free text	YES	Short name for the decision
decision_type	string	method_selection, threshold, substitution, escalation, sequence	YES	Kind of judgment required
options	string[]	list	YES	Available choices at this decision point
rule	string	free text	YES	The heuristic the expert applies to select an option
elicitation_source	string	EXPERT-[DOMAIN]-[NNN]	YES	ID of the expert who provided this knowledge
subgraph	string	ELISA, LCMS, AUTO, SHARED	YES	Which subgraph owns this node

#### Domain-Specific Extensions

Property	Domain	Type	Description
confidence	ELISA	float [0-1]	SHELF-calibrated confidence in the decision rule as stated
scientist_consensus	ELISA	integer	Whether multiple experts agreed (1 = consensus, 0 = single source)
epistemic_threshold	LCMS	string	Prerequisite expertise a scientist must have to apply this rule correctly

**Domain subclass labels:** ELISADecisionPoint , LCMSDecisionPoint

**Note:** confidence scores on DecisionPoint nodes are currently populated in the ELISA subgraph only. Extension to LC-MS and Automation is planned and represents a methodological contribution of the publication.

## 4. Expert

**What it represents:** A person whose tacit knowledge is the primary source for nodes in a given subgraph. The Expert node records who said what, under what conditions, and with what calibrated confidence — providing traceable provenance for every knowledge claim.

#### Universal Properties — Expert

Property	Type	Allowed Values	Required	Description
id	string	EXPERT-[DOMAIN]-[NNN]	YES	Unique identifier. Cross-subgraph experts keep one ID.

alias	string	free text	YES	Anonymous alias used in the graph (e.g., Scientist_A)
expertise	string[]	list	YES	Areas of expertise relevant to the SDT
session_id	string	free text	YES	Identifier for the elicitation session
subgraph	string	ELISA, LCMS, AUTO, SHARED	YES	Primary subgraph contributed to

### Domain-Specific Extensions

Property	Domain	Type	Description
calibration_score	ELISA/LCMS	float	SHELF calibration score — measures how well the expert's probability estimates are calibrated
calibration_method	ELISA/LCMS	string	linguistic_approximation, seed_questions, or cooke_method
session_date	ELISA/LCMS	string	Date of elicitation session (YYYY-MM)

Domain subclass labels: Scientist , AutomationExpert

## 5. AutomationAsset

**What it represents:** A physical instrument, device, or hardware component that participates in assay execution. The same physical instrument may be referenced by multiple subgraphs — a liquid handler used in both the Automation and ELISA subgraphs, for instance. Shared physical assets carry a single shared ID across subgraphs.

**AFO alignment:** AutomationAsset aligns to the AFO equipment taxonomy at the instrument level. Pending confirmation of specific AFO term mappings.

### Universal Properties — AutomationAsset

Property	Type	Allowed Values	Required	Description
id	string	INST-[DOMAIN]-[NNN] or INST-SHARED-[NNN]	YES	Unique identifier. Use SHARED for cross-subgraph instruments.
instrument_name	string	free text	YES	Human-readable instrument name
instrument_type	string	mass_spectrometer, liquid_handler, plate_reader, column, dispenser, washer, incubator, robot_arm, autosampler, centrifuge	YES	Functional category
make	string	free text	YES	Manufacturer name

model	string	free text	YES	Model name or number
subgraph	string	ELISA, LCMS, AUTO, SHARED	YES	Which subgraph(s) reference this asset. Use SHARED for cross-subgraph.

#### Domain-Specific Extensions

Property	Domain	Type	Description
column_chemistry	LCMS	string	Stationary phase chemistry
pore_size_angstrom	LCMS	integer	Column pore size
integration_maturity	AUTO	string	production, development, or retired
barcode_tracking	AUTO	boolean	Whether this instrument supports barcode-tracked labware

**Domain subclass labels:** LCMSInstrument , AutomationComponent , ELISAINstrument

**Note on shared assets:** An instrument used across multiple subgraphs should have a single node with multiple subclass labels (e.g., InstrumentAsset:LCMSInstrument:AutomationComponent ) and ID INST-SHARED-NNN . Both subgraphs reference this single node via relationships.

## 6. UseCase

**What it represents:** A scientific workflow or experimental objective that motivates the existence of one or more protocol subgraphs. UseCase nodes anchor the knowledge graph to its decision-theoretic purpose: assays exist to reduce uncertainty in service of specific decisions.

#### Universal Properties — UseCase

Property	Type	Required	Description
id	string	YES	TO-[DOMAIN]-[NNN]
name	string	YES	Short name for the use case
decision_supported	string	YES	The scientific or operational decision this workflow exists to support
scientific_question	string	YES	The uncertainty this workflow is designed to reduce
subgraph	string	YES	Which subgraph implements this use case

**Domain subclass labels:** AssayUseCase , AutomationUseCase

## 7. QualityFlag

**What it represents:** An explicit marker that something in the subgraph is uncertain, unresolved, or known to be inconsistent with best practice. QualityFlags describe gaps in the knowledge graph itself — decisions not

yet made, ambiguities not yet resolved — not failures in a protocol run.

### Universal Properties — QualityFlag

Property	Type	Allowed Values	Required	Description
id	string	QF-[DOMAIN]-[NNN]	YES	Unique identifier
name	string	free text	YES	Short name for the flag
flag_type	string	ambiguity, standardization_gap, knowledge_gap, regulatory_gap	YES	Nature of the quality issue
status	string	open, resolved, accepted_risk	YES	Current disposition
resolution_needed	string	free text	YES	What action or decision would close this flag
elicitation_source	string	EXPERT-[DOMAIN]-[NNN]	YES	ID of the expert who identified this flag
subgraph	string	ELISA, LCMS, AUTO, SHARED	YES	Which subgraph owns this node

**Domain subclass labels:** ELISAAmbiguityFlag , LCMSAmbiguityFlag , AutomationStandardizationBarrier

### InstrumentAction (Reified Relationship)

InstrumentAction is not a superclass. It is created only when a WorkflowStep → AutomationAsset relationship must carry scientifically significant parameters (volume, flow rate, head configuration) that vary across runs or conditions. If the relationship carries no meaningful parameters, use a direct USES edge.

```
(step:WorkflowStep)-[:USES_VIA]->(ia:InstrumentAction)-[:USES_INSTRUMENT]->(inst:AutomationAsset)
```

**Required properties:** id ( IA-[DOMAIN]-[NNN] ), parameter\_name , parameter\_value , parameter\_unit , rationale .

### Cross-Superclass Relationships

These relationship types should be used consistently across all subgraphs:

Relationship	From	To	Meaning
GOVERNS	DecisionPoint	WorkflowStep	This decision determines how this step is executed
TRIGGERS	WorkflowStep	FailureMode	This step can cause this failure if done incorrectly

CAUSES_IF_INCOMPLETE	WorkflowStep	FailureMode	Incomplete or skipped execution of this step causes this failure
LEADS_TO	FailureMode	FailureMode	This failure cascades into another failure
MASKED_BY	FailureMode	AutomationAsset	This failure is masked by this automation system — the system reports success while the failure persists
USES	WorkflowStep	Reagent	This step requires this reagent
USES	WorkflowStep	AutomationAsset	This step uses this instrument
REQUIRES_AUTOMATION	WorkflowStep	UseCase	Correct execution of this step depends on automation — two-hop bridge: WorkflowStep → [REQUIRES_AUTOMATION] → UseCase → [SUITABLE_FOR] → AutomationAsset
DETECTED_BY	FailureMode	WorkflowStep	This failure is detectable at this step
FLAGS	QualityFlag	(any superclass node)	This flag marks uncertainty about this node
ELICITED_FROM	(any superclass node)	Expert	This knowledge claim came from this expert
IMPLEMENTS	AssayWorkflow	UseCase	This protocol implements this scientific use case

**Relationship naming convention:** verb phrases that read naturally in the direction of the arrow. The relationship type encodes the semantic; the direction encodes causality or dependency.

**Note on MASKED\_BY :** This edge type has no equivalent in AFO, OBI, or MALFO. It encodes automation-induced observability failure — a class of silent failure where an automation system's execution log reports success while the underlying assay validity is compromised. The relationship is directed from FailureMode to AutomationAsset, not vice versa, reflecting that the failure exists independently of the masking instrument.

## Compliance Checklist

Before merging a new node into any subgraph:

- Node carries both the superclass label AND the domain subclass label
- All universal properties for that superclass are populated (not null)
- id follows the [DOMAIN]-[TYPEPREFIX]-[NNN] format
- elicitation\_source references a valid Expert node ID that exists in the graph
- subgraph property is set correctly
- At least one ELICITED\_FROM edge connects this node to its source Expert
- Any domain-specific properties are documented in the subgraph's local schema notes

- If the node is a `FailureMode`, `malfo_class` is populated with a valid MALFO class name
  - If the node is shared across subgraphs, it uses the `SHARED` domain prefix
- 

## TBox / ABox Separation

The upper ontology defines **superclasses** (TBox — terminology): what kinds of things exist and what properties they must have. Individual subgraphs hold **instantiated knowledge** (ABox — assertions): the actual failure modes, workflow steps, and decision points elicited from specific experts.

This separation is preserved in the Neo4j implementation via the multi-label pattern:

- TBox constraints are documented here and enforced by the compliance checklist
- ABox instantiation happens in each subgraph's Cypher file
- Cross-subgraph queries operate at the TBox level ( `MATCH (n:FailureMode)` ) and retrieve ABox instances from all subgraphs simultaneously

Formal upper ontology alignment (AFO for equipment and workflow structure; OBI for assay processes; MALFO for failure modes) operates at the TBox level and is verifiable against each ontology independently of the ABox content.

---

*Companion files: implementation Cypher file available from the corresponding author | Appendix A (elicitation schema) | MALFO reference: Compagno & Borgo, FOIS 2024, <https://ebooks.iospress.nl/volumearticle/71401>*