

FLUID: Slack-based Low-latency Delivery

Michael Luby
BitRipple, Inc.
Berkeley, CA

May 2026

BR-TR-2026-01 (v1.0)

Abstract

We introduce FLUID (Fountain LiqUId Delivery), a protocol that uses fountain coding and receiver feedback for low-latency delivery of data blocks over lossy networks. Idealized Automatic Repeat reQuest (ARQ) protocols are bandwidth-optimal, but must deliver every packet in a block and therefore can require additional rounds under packet loss. FLUID uses a controlled amount of slack to relax this all-packets requirement, allowing delivery to finish once enough encoded packets have been received. This yields substantially tighter delivery latency while remaining deterministically close to the ARQ bandwidth optimum.

FLUID is controlled by a slack parameter ϵ . Under the Loss-Product Rule, delivery finishes once the product of packet loss fractions across transmission rounds falls below ϵ . Thus, FLUID can finish delivery in a small number of rounds even when every round experiences packet loss, while ϵ controls the gap between FLUID and bandwidth-optimal ARQ.

1 Introduction

We introduce FLUID (Fountain LiqUId Delivery), a delivery protocol that uses fountain coding to reliably deliver data blocks over lossy networks with low latency and high delivery efficiency. FLUID transmits encoded packets that each carry information about the entire data block.

Idealized Automatic Repeat reQuest (ARQ) [2] protocols based on retransmission, such as TCP [5], provide the natural bandwidth-optimal reference point for single-path reliable delivery. In the idealized ARQ model, every received packet is source data, and each lost packet is retransmitted until it is received. Thus, ARQ achieves delivery efficiency 1 and is transmission-optimal for the task of delivering every packet in the block. Its cost is latency: because every packet must be delivered, packet loss can force additional rounds of retransmission.

FLUID is parameterized by a slack parameter ϵ , which controls how much slack FLUID uses relative to this bandwidth-optimal ARQ reference point in exchange for tighter delivery latency. Delivery latency is governed by the Loss-Product Rule. Let f_r denote the fraction of packets lost for a block in transmission round r . Block delivery finishes in the earliest round ℓ for which

$$\prod_{r=1}^{\ell} f_r \leq \epsilon.$$

Thus, FLUID does not require any round to be loss-free. Instead, the loss fractions multiply across rounds, and delivery finishes once the loss-product falls below the slack parameter.

The same parameter ϵ also controls the deterministic delivery efficiency gap from ARQ. For a block of K source packets, FLUID uses a block budget

$$N = \left\lceil \frac{K}{1 - \epsilon} \right\rceil.$$

Thus, the delivery efficiency of FLUID is guaranteed to satisfy

$$\frac{K}{N} \geq (1 - \epsilon) \cdot \frac{K}{K + 1},$$

which approaches $1 - \epsilon$ as K grows. Under the comparison model used in this paper, the ratio of FLUID transmissions per delivered source packet to ARQ transmissions per delivered source packet is at most

$$\frac{N}{K} \leq \frac{1}{1 - \epsilon} + \frac{1}{K},$$

which approaches $\frac{1}{1 - \epsilon}$ as K grows.

This gives a precise latency-bandwidth tradeoff. ARQ remains the bandwidth-optimal idealized baseline, but delivery depends on receiving every packet. FLUID uses a deterministic amount of slack to finish delivery after receiving enough encoded packets, yielding substantially tighter delivery latency while remaining close to the ARQ bandwidth optimum.

This perspective also distinguishes FLUID from prior coded transport approaches such as Net-

work Coding Meets TCP [16] and Tetrys [17]. These designs use coding to improve loss recovery, but they do not provide the same combination of guarantees: a simple rule that directly relates delivery latency to the realized loss sequence, together with deterministic control of the gap to bandwidth-optimal idealized ARQ. FLUID provides this combination. The Loss-Product Rule determines the delivery round from the observed loss fractions, while the slack parameter ϵ controls both delivery efficiency and the transmission cost ratio relative to ARQ.

2 Related Work: Reliable Delivery Protocols

Existing reliable delivery protocols differ along three main dimensions: how they respond to loss, how redundancy is introduced, and what feedback is used to trigger additional transmissions. Retransmission-based protocols recover specific missing packets. Rate-based FEC schemes add redundancy in advance or according to estimated loss conditions. Coded and scheduling-based transport protocols combine coding, rate control, or scheduling decisions with feedback. These design choices affect delivery latency, delivery efficiency, and transmission cost.

Retransmission-based protocols. TCP [13] is the canonical retransmission-based reliable delivery protocol, using a sliding window and packet-level retransmission without coding. In the idealized Automatic Repeat reQuest (ARQ) abstraction used in this paper, packets are retransmitted individually upon loss, and delivery finishes when all source packets in the block have been received. This yields delivery efficiency equal to 1, since K source packets are delivered as K useful packets.

Actual retransmission protocols introduce additional timing and signaling effects. Practical TCP implementations use mechanisms such as selective acknowledgments, retransmission timers, and modern time-based loss detection to infer and repair losses [10, 12, 3]. A retransmission may be triggered while the original packet or an earlier retransmission is still in flight, causing the same data to be transmitted, and sometimes received, more than once. Conversely, a retransmitted packet may itself be lost, and detecting that loss may require an additional feedback cycle or timeout before another retransmission is sent. These effects can increase both latency and transmission cost relative to the bandwidth-optimal idealized ARQ model. Even under the idealized model, however, missing packets are recovered individually, so delivery may require multiple rounds under packet loss, with finishing depending on delivery of each outstanding packet.

Rate-based FEC schemes. Protocols such as Tetrys [17], RTP/WebRTC FEC [6], and QUIC-FEC variants [11] introduce redundancy proactively. Tetrys employs a sliding window with continuous repair packets inserted at a fixed or adaptively tuned rate, while RTP/WebRTC FEC uses fixed-size blocks with predetermined redundancy ratios, often combined with retransmission for losses beyond FEC capability. QUIC-FEC variants combine block or sliding-window FEC with ARQ. More generally, FECFRAME defines a framework for applying FEC to packet flows over unreliable transport, including real-time and streaming media applications [18].

In these schemes, redundancy is set either statically or based on estimated loss conditions.

Recovery depends on whether the realized losses fall within the provisioned redundancy or are subsequently repaired through additional transmissions or retransmission. As a result, the number of rounds required for delivery depends on the interaction between the loss realization and the chosen redundancy, rather than being characterized by a simple rule tied directly to the realized loss sequence.

Coded and scheduling-based transport protocols. A different class of approaches integrates coding or adaptive scheduling into transport. Network Coding Meets TCP [16] applies random linear coding over a sliding window, tracking progress through degrees of freedom (“seen” packets). Recovery occurs when enough independent coded packets have been received. While this approach can mask losses and maintain throughput, it does not provide a simple delivery rule that directly characterizes delivery latency.

S-Track [4] adopts a packet-level scheduling approach, selecting transmissions based on past delay and loss observations. Similarly, coded multipath transport [14] uses block-based coding across multiple paths, allocating traffic and redundancy based on estimated path characteristics. These approaches rely on prediction, optimization, or scheduling decisions; if path characteristics are misestimated, the allocated redundancy may be insufficient, requiring additional transmissions and increasing delivery latency.

Feedback mechanisms. A further distinction is the feedback used to trigger additional transmissions. Retransmission-based protocols use identity-based feedback: the sender must determine which data packets are missing, either directly or indirectly, and retransmit those packets. This makes recovery sensitive to out-of-order arrivals, stale feedback, lost retransmissions, and timeouts. A retransmission may be unnecessary if the original packet is still in flight, while a lost retransmission may not be detected until an additional feedback cycle or timeout.

Rate-based FEC and scheduling-based schemes use feedback differently, but still typically use it to manage repair rates, coding windows, degrees of freedom, or scheduling decisions. Thus, feedback controls rate selection, repair allocation, or packet identity decisions rather than directly giving a complete block-local measure of how much work remains for delivery.

FLUID uses count-based feedback instead. Because fountain-encoded packets for a block are interchangeable, the sender does not need to identify which particular data packets were lost. The receiver reports how many encoded packets have been received for the block together with the highest sequence number received, allowing the sender to determine how many transmissions have been reported lost. Each new feedback report supersedes the previous state for the block, and each additional FLUID transmission is a newly generated encoded packet rather than a retransmission of a specific packet. This makes the feedback loop simpler and more reactive than identity-based retransmission.

Contrast with FLUID. Across prior approaches, redundancy is either implicit, fixed in advance, or determined through rate selection and prediction. Feedback is typically used to identify missing

packets, track degrees of freedom, tune repair rates, or guide scheduling decisions. Recovery is achieved through retransmission, receipt of enough coded information, or scheduling decisions, but delivery is not governed by a simple rule that directly relates latency to the realized loss sequence together with deterministic control of delivery efficiency and transmission cost relative to bandwidth-optimal ARQ.

FLUID differs in that delivery is governed by an explicit condition tied directly to the realized loss sequence, while delivery efficiency and transmission cost relative to bandwidth-optimal ARQ are controlled by deterministic bounds. Rather than selecting a fixed repair rate or predicting future loss, FLUID uses a block budget and extends transmission in response to reported losses. Because fountain-encoded packets are interchangeable, count-based feedback is sufficient to determine the amount of additional transmission required for a block. This yields a simple rule relating delivery latency to loss and a tunable tradeoff between delivery latency, delivery efficiency, and transmission cost.

3 FLUID Protocol Overview

FLUID operates on a continuous stream of data. Source packets arriving at the sender are grouped into blocks based on a short time interval, and each block is encoded and delivered independently. This block structure reflects the underlying object or timing structure of the data stream, such as frames in a video application.

Each block has K source packets that together represent the data to be delivered reliably, where K can vary block to block. The sender generates encoded packets using a fountain erasure code, such as those described in [7, 15, 9]. The receiver can recover the original block once it has received K encoded packets for the block.

The sender controls transmission using a path load parameter $\lambda \geq 1$, which defines the block budget for a block of data. For a block with K source packets, the block budget is defined as

$$N = \lceil \lambda \cdot K \rceil .$$

Thus, λ specifies the encoded packet budget for each block as a fraction of the number of source packets.

Initially, the number of encoded packets that may be transmitted is N . As transmission proceeds, this allowable number increases by the number of encoded packets reported lost to the sender. Thus, at any point in time, the total number of encoded packets that may be transmitted for the block is N plus the cumulative number of reported losses.

Fountain codes make the FLUID protocol possible. In FLUID, the total number of encoded packets transmitted for a block is not fixed but depends on reported losses. Fountain code implementations enable the sender to generate additional encoded packets in response to reported losses and enable the receiver to recover the block from any K received encoded packets.

The receiver monitors arriving packets and frequently transmits feedback reporting the number of encoded packets received for the block together with the highest packet sequence number received.

From this information, the sender determines the cumulative number of encoded packets received and lost.

Transmission for a block terminates once the sender receives feedback indicating that the receiver has recovered the block or the sender block timer expires. Upon receiving this indication, the sender stops transmitting packets for the block.

FLUID is incorporated within the LT3 [1] system, a network-layer packet delivery system. The underlying protocol mechanisms are described in [8].

4 Loss-Product Analysis of FLUID and ARQ

4.1 Comparison Protocol Model Used for Analysis

To enable a direct comparison between FLUID and ARQ, the analysis uses a comparison protocol model that captures the causal behavior of packet loss detection and response.

In this model, whenever a packet loss becomes inferable at the receiver, the receiver immediately generates feedback indicating the loss. Feedback messages are assumed to be reliably delivered to the sender after one round-trip time (RTT) and are not themselves lost. Upon receiving feedback indicating one or more losses for a block, the sender immediately transmits one additional packet for each reported loss. For ARQ, each additional packet is a retransmission of the corresponding lost source packet. For FLUID, each additional packet is a newly generated encoded packet for the block.

This comparison protocol model reflects the structure of FLUID feedback, which is count-based: the receiver reports the total number of packets received for the block together with the highest sequence number received. Each feedback message supersedes previous feedback for the block. From this information, the sender determines how many encoded packets have been received and how many have been reported lost, and can transmit new encoded packets in response to the reported losses.

In contrast, the comparison protocol model is optimistic for ARQ. ARQ protocols rely on identity-based feedback, often based on the highest consecutively received packet. Missing packets may be inferred indirectly, loss detection may be delayed by out-of-order arrivals, and retransmissions may be triggered only after additional feedback cycles or timeouts. Retransmitted packets may themselves be lost, causing further delay. For the purposes of analysis, we idealize ARQ so that it follows the same immediate loss detection and response behavior. Thus, the comparison protocol model captures the feedback structure of FLUID but is optimistic for an actual ARQ protocol, making the comparison conservative with respect to FLUID.

To make a direct comparison between FLUID and ARQ, we align their source packet streams at the block level. The FLUID source stream is partitioned into blocks of K source packets. For each FLUID block with block budget

$$N = \lceil \lambda \cdot K \rceil,$$

we compare against an ARQ block of N source packets. Thus, FLUID delivers K source packets using budget N , while ARQ delivers N source packets.

For analytical purposes, the FLUID execution is extended in the comparison protocol model so that transmission continues until feedback indicates that the receiver has obtained N encoded packets, even though the block can be recovered once K encoded packets have been received. In the actual FLUID protocol, the receiver can recover the block once it has received K encoded packets, and the sender stops once it receives feedback indicating recovery. The analytical extension is used only to align the FLUID and ARQ transmission processes, and is conservative with respect to FLUID.

Under this comparison protocol model and analytical extension, FLUID and ARQ generate transmission events at exactly the same times and experience the same loss realization for each transmission event. The packet contents differ: ARQ retransmits source packets, whereas FLUID transmits encoded packets. The difference between the protocols lies in recovery condition and delivery efficiency. In FLUID, the receiver recovers the block once K encoded packets have been received, whereas in ARQ, delivery finishes only after all N source packets of the corresponding block have been received. Thus, although the transmission processes are identical under the extended model, FLUID finishes earlier.

This formulation enables a direct comparison of delivery latency, delivery efficiency, and transmission overhead between the two protocols.

4.2 Analytical Framework

The analysis is performed at the block level. In practice, both FLUID and ARQ deliver continuous streams of data rather than isolated blocks. FLUID forms blocks explicitly, where each block contains K source packets, with K potentially varying from block to block. These blocks are formed from packets arriving over a short time interval and often align with application-level objects, such as video frames in streaming applications or windows of data in bulk data delivery applications.

Although ARQ protocols do not explicitly define blocks, for analysis we partition the ARQ packet stream into blocks aligned with the FLUID blocks. This enables a direct comparison at the level of block delivery.

For a fixed aligned block, both FLUID and ARQ have the same causal structure under the comparison protocol model. Packets are transmitted, losses are reported through feedback, and additional packets are transmitted in response to those reported losses. This creates a causal dependence between transmissions: later transmissions for a block are triggered by feedback from earlier transmissions for that block.

To capture this causal dependence, we analyze both protocols using a round-based abstraction. Rounds are defined purely for analysis and are not explicitly maintained by the protocols. In this abstraction, round 1 consists of the initial N packets transmitted for the block. For $r \geq 1$, round $r + 1$ consists of the packets transmitted in response to losses among packets in round r . Each packet is assigned to the round whose feedback triggered its transmission.

Because the underlying data stream is continuous, packets corresponding to multiple blocks may be interleaved in time, so that packets for several blocks may be in transit simultaneously. This interleaving reflects the operation of the data stream and does not affect the analysis of an

individual block.

The round assignment is causal rather than purely temporal. Rounds form disjoint sets of packets, even though transmissions assigned to different rounds may overlap in time in a continuous implementation. For analysis, losses are attributed to the round in which the corresponding packets were transmitted.

Under this abstraction, the number of lost packets evolves multiplicatively across rounds. Round $r + 1$ contains one packet transmitted in response to each loss from round r , and those packets are themselves subject to loss. Thus, the number of losses after each round decreases according to the product of the loss fractions across rounds. This multiplicative evolution follows directly from the causal dependence between rounds and does not depend on the timing of transmissions.

When the block formation time is small relative to the RTT, each round of transmissions for a block is completed in a short burst before feedback from that round is received. In particular, the initial round of N packets is transmitted before feedback from these packets arrives; this feedback is received after approximately one RTT and triggers the next round of transmissions. The same pattern repeats for subsequent rounds. As a result, for such blocks, rounds are sequential in time at the RTT time scale, with each round separated from the next by approximately one RTT. The same timing structure applies to ARQ under the aligned block decomposition.

Consequently, the number of rounds required to deliver a block determines the delivery latency in units of RTT.

4.3 Loss-Product Analysis

We now characterize how packet losses evolve across rounds under the analytical framework described above and derive the condition for delivery to finish on this loss trajectory.

Let N denote the number of packets transmitted in the initial round for the block.

In round 1, N packets are transmitted. Let L_1 denote the number of packets lost in round 1. Define the loss fraction

$$f_1 = \frac{L_1}{N},$$

so that

$$L_1 = f_1 \cdot N.$$

For $r \geq 2$, round r consists of L_{r-1} packets. Let L_r denote the number of packets lost in round r , and define

$$f_r = \frac{L_r}{L_{r-1}},$$

so that

$$L_r = f_r \cdot L_{r-1}.$$

Thus,

$$L_2 = f_2 \cdot L_1, \quad L_3 = f_3 \cdot L_2, \quad \dots, \quad L_\ell = f_\ell \cdot L_{\ell-1}.$$

By repeated substitution,

$$L_\ell = \left(\prod_{r=1}^{\ell} f_r \right) \cdot N.$$

Define the loss-product

$$\pi_\ell = \prod_{r=1}^{\ell} f_r,$$

so that

$$L_\ell = \pi_\ell \cdot N.$$

This multiplicative evolution follows directly from the round-based structure and does not depend on the timing of transmissions.

After round ℓ , the receiver has received $N - L_\ell$ packets. The condition for delivery to finish can be expressed in terms of a slack parameter S , defined as the maximum number of packet losses that can be tolerated:

$$L_\ell \leq S.$$

Using $L_\ell = \pi_\ell \cdot N$, this yields a general condition on the loss-product.

Loss-Product Rule. Delivery finishes by the first round ℓ for which

$$\pi_\ell \leq \frac{S}{N}.$$

We now specialize this rule to ARQ and FLUID.

For ARQ, all packets must be received, so $S = 0$. The condition becomes

$$\pi_\ell \cdot N \leq 0,$$

which implies

$$\pi_\ell = 0.$$

ARQ Loss-Product Condition. Delivery finishes by the first round ℓ for which

$$\pi_\ell = 0.$$

For FLUID, the receiver can decode the block once it has obtained at least K encoded packets. Thus,

$$S = N - K.$$

The block budget is defined as

$$N = \lceil \lambda \cdot K \rceil,$$

and the slack satisfies

$$S = N - K \geq \epsilon \cdot N, \quad \text{where} \quad \epsilon = \frac{\lambda - 1}{\lambda}.$$

Thus,

$$\pi_\ell \cdot N \leq \epsilon \cdot N \Rightarrow \pi_\ell \leq \epsilon.$$

Since rounding may make S/N slightly larger than ϵ , the exact slack threshold is S/N , while the condition $\pi_\ell \leq \epsilon$ provides a simple conservative threshold.

FLUID Loss-Product Condition. Delivery is guaranteed to finish by the first round ℓ for which

$$\pi_\ell \leq \epsilon.$$

The sequence

$$L_\ell = \pi_\ell \cdot N$$

defines the loss trajectory across rounds. This trajectory is common to both FLUID and ARQ under the shared analytical framework; the protocols differ in the slack threshold applied to the trajectory. For FLUID, $S = N - K$, which is approximately $\epsilon \cdot N$ up to rounding, whereas for ARQ, $S = 0$.

Figure 1 illustrates this common trajectory for the aligned comparison with $N = 1000$ and $\epsilon = 0.10$. Thus, FLUID delivers a block of $K = 900$ source packets with slack $S = N - K = 100 = \epsilon \cdot N$, while ARQ delivers a block of $N = 1000$ source packets. FLUID finishes once the loss trajectory falls below the slack threshold, while ARQ continues until the trajectory reaches zero.

The Loss-Product Rule characterizes how losses propagate across rounds. For FLUID, delivery finishes once the loss-product falls below ϵ . For ARQ, zero slack requires the loss-product to be zero. Thus, FLUID finishes delivery without requiring a zero-loss round, whereas ARQ depends on one.

The Loss-Product Rule therefore provides a simple and intuitive way to reason about FLUID delivery behavior under arbitrary network conditions. In the following sections we use this framework to compare the number of transmission rounds required by FLUID and ARQ under representative loss scenarios.

Figure 2 illustrates the one- and two-round delivery regions for a representative FLUID setting with $\epsilon = 0.05$. Later numerical examples use $\epsilon = 0.10$; these correspond to different choices of slack on the same latency-efficiency tradeoff.

An important property of the loss-product formulation is that it does not depend on any particular statistical model of packet loss. The rule applies equally well to constant loss, burst loss, or highly uneven loss patterns. Because the analysis depends only on the sequence of observed loss fractions across rounds, it captures the progress of the protocol even when network conditions vary significantly over time.

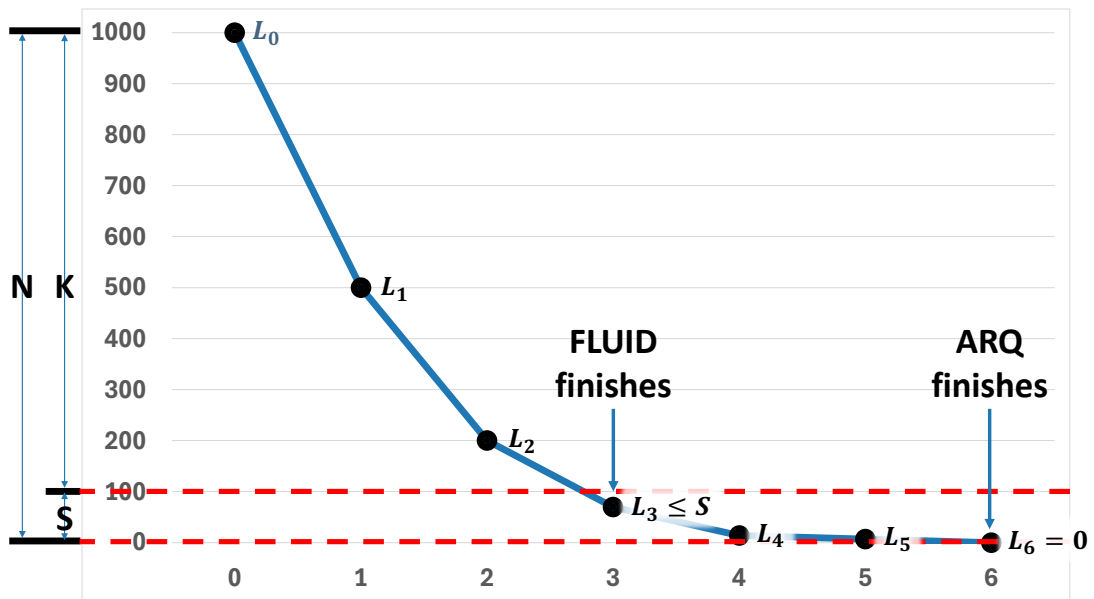


Figure 1: Loss-product trajectory $L_\ell = \pi_\ell \cdot N$ across rounds for the aligned comparison with $N = 1000$ and $\epsilon = 0.10$. FLUID delivers $K = 900$ source packets with slack $S = N - K = 100 = \epsilon \cdot N$, while ARQ delivers $N = 1000$ source packets. The initial value is $L_0 = N$, and each round reduces the remaining losses multiplicatively according to the realized loss fractions. The horizontal line at S denotes the FLUID slack. FLUID finishes delivery once $L_\ell \leq S$, while ARQ continues until $L_\ell = 0$.

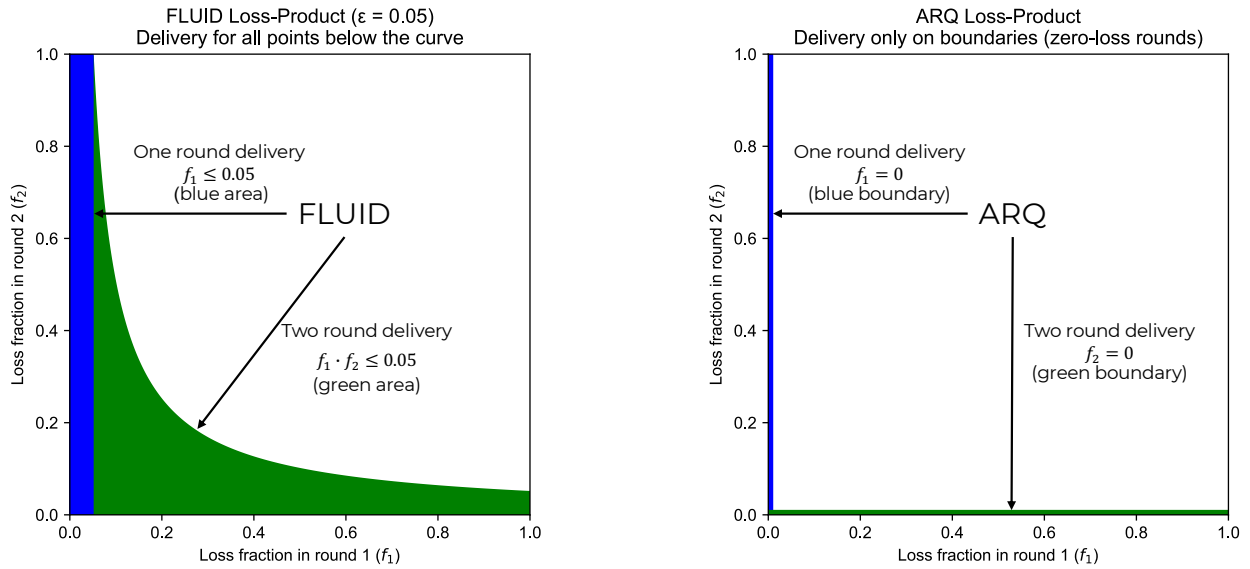


Figure 2: Comparison of FLUID and ARQ delivery conditions under packet loss for a representative FLUID setting with $\epsilon = 0.05$. The horizontal axis shows the fraction of loss in round 1 (f_1) and the vertical axis shows the fraction of loss in round 2 (f_2). For FLUID (left), delivery occurs for all points below the curve defined by $f_1 \cdot f_2 \leq 0.05$, illustrating that delivery depends on the loss-product across rounds. For ARQ (right), delivery occurs only on the boundaries where a round experiences zero loss ($f_1 = 0$ or $f_2 = 0$). Blue indicates delivery in one round and green indicates delivery in two rounds.

4.4 Delivery Latency Bound

The round-based analysis also yields a bound on delivery latency. Let T denote the time required to transmit the initial round of N packets. The last packet of round 1 is transmitted by time T , and feedback for this packet is received after approximately one round-trip time (RTT), at time $T + \text{RTT}$.

Packets in subsequent rounds are triggered by feedback from the previous round. In the worst case, the last packet of round ℓ is triggered by the last feedback from round $\ell - 1$. By induction, the last packet of round ℓ is transmitted no later than time $T + (\ell - 1) \cdot \text{RTT}$, and the corresponding feedback is received by time $T + \ell \cdot \text{RTT}$.

It follows that if the block is delivered after ℓ rounds, where ℓ is the first round for which the Loss-Product Rule is satisfied, then the delivery latency for the block is at most

$$T + \ell \cdot \text{RTT}.$$

In the common case where the initial round transmission time T is much smaller than RTT, this bound reduces to approximately $\ell \cdot \text{RTT}$.

More generally, this bound is conservative when transmissions from different rounds overlap in time. In particular, losses that occur early within a round can trigger subsequent transmissions well before the end of that round, so that later rounds may already be partially completed when earlier rounds finish. As a result, the actual delivery time may be smaller than the bound. In contrast, when transmissions occur in distinct bursts separated by feedback, the bound is relatively tight.

We also derive a simple (and generally loose) lower bound on delivery latency. The term T reflects the time required to transmit the initial N packets. Even if feedback is immediate and later rounds overlap in time, all packets in subsequent rounds are causally triggered by transmissions in earlier rounds, and thus the total number of packets that can have been received across all rounds cannot exceed the number of packets transmitted so far from round 1. Since delivery cannot finish until at least K packets have been received, the delivery time must include at least the time required to transmit the first K packets of round 1. Therefore, the delivery time must include at least the time required to transmit the first K packets of round 1. Because K is typically close to N , this lower bound is typically close to T .

Delivery latency therefore lies between a value close to T and at most $T + \ell \cdot \text{RTT}$. Delivery latency is dominated by T when T is large relative to the RTT. In the limiting case where $\text{RTT} = 0$, lost packets are replaced immediately, and delivery latency reduces to the time required to transmit the first K packets. In typical real-time data delivery settings where T is much smaller than RTT, for example, $T = 1 \text{ ms}$ and $\text{RTT} = 50 \text{ ms}$, delivery latency is dominated by the $\ell \cdot \text{RTT}$ term determined by the Loss-Product Rule.

4.5 Delivery Efficiency and Transmission Cost

For ARQ, under the idealized model, all N source packets are delivered to the receiver, and thus the delivery efficiency is 1.

For FLUID, for a block of K source packets the sender has a budget of

$$N = \lceil \lambda \cdot K \rceil = \left\lceil \frac{K}{1 - \epsilon} \right\rceil$$

encoded packets. Under the analytical extension used for comparison, FLUID is run until the receiver has obtained N encoded packets. Thus, in this comparison, FLUID delivers K source packets using N received encoded packets, and its delivery efficiency satisfies

$$\frac{K}{N} \geq (1 - \epsilon) \cdot \frac{K}{K + 1},$$

where the $\frac{K}{K+1}$ factor is due to rounding when N is calculated based on K . As K grows, this lower bound on FLUID delivery efficiency approaches $1 - \epsilon$.

The transmission cost follows from the same analytical extension. Under the comparison protocol model, FLUID and ARQ generate the same transmission events and experience the same loss realization for each event. Therefore, for the corresponding FLUID and ARQ blocks, both protocols transmit the same total number of packets.

Since FLUID delivers K source packets while ARQ delivers N source packets, the ratio of FLUID transmissions per delivered source packet to ARQ transmissions per delivered source packet is

$$\frac{N}{K}.$$

Using

$$N = \left\lceil \frac{K}{1 - \epsilon} \right\rceil,$$

we have

$$\frac{N}{K} \leq \frac{1}{1 - \epsilon} + \frac{1}{K},$$

which approaches $\frac{1}{1 - \epsilon}$ as K grows.

5 Comparison Under Random Loss

This section gives an exact probabilistic comparison of FLUID and ARQ under the comparison protocol model. In each transmission event, each packet is independently lost with probability p and received with probability $1 - p$.

We use the aligned block comparison introduced above. ARQ delivers a block of N source packets. FLUID delivers a block of K source packets using the same block budget N . Throughout this section we fix

$$N = 100.$$

For FLUID, we use $\epsilon = 0.10$, so that $K = 90$ and the delivery efficiency is 90%. For ARQ, all $N = 100$ source packets must be received.

The objective is to compute, for each protocol, the exact probability distribution over the

number of rounds required to finish delivery of a block.

5.1 Distribution of Delivery Rounds

Index the N initial transmission positions by $1, \dots, N$. For each position, if the packet transmitted in one round is lost, the comparison protocol model transmits one corresponding packet for that position in the next round. For ARQ, this is a retransmission of the same source packet; for FLUID, this is a newly generated encoded packet.

Let X_ℓ denote the number of these N positions that have produced a received packet after ℓ rounds. Under independent loss probability p for each transmission event, a position remains unresolved after ℓ rounds only if all ℓ transmissions associated with that position are lost. Thus each position is resolved with probability $1 - p^\ell$, and

$$X_\ell \sim \text{Binomial}(N, 1 - p^\ell).$$

For ARQ, delivery finishes when all N packets have been received:

$$T_{\text{ARQ}} = \min\{\ell : X_\ell = N\}.$$

For FLUID, delivery finishes once at least K encoded packets have been received:

$$T_{\text{FLUID}} = \min\{\ell : X_\ell \geq K\}.$$

More generally, for a recovery threshold M , define

$$T_M = \min\{\ell : X_\ell \geq M\}.$$

Then the probability that delivery finishes in round ℓ is

$$\Pr(T_M = \ell) = \Pr(X_\ell \geq M) - \Pr(X_{\ell-1} \geq M),$$

with $X_0 = 0$. The ARQ distribution is obtained by setting $M = N$, and the FLUID distribution is obtained by setting $M = K$.

Table 1 shows the delivery-round distributions for FLUID and ARQ in the aligned comparison with $N = 100$, over packet loss probabilities ranging from 0.1% to 50%. For FLUID, $\epsilon = 0.10$, so $K = 90$; for ARQ, the block contains $N = 100$ source packets. Figure 3 illustrates the distribution of these delivery rounds for representative loss probabilities of 2%, 10%, and 50%.

% Loss	Scheme	Round number									
		1	2	3	4	5	6	7	8	9	10+
0.1%	FLUID	100.00	–	–	–	–	–	–	–	–	–
	ARQ	90.48	9.51	0.01	–	–	–	–	–	–	–
0.2%	FLUID	100.00	–	–	–	–	–	–	–	–	–
	ARQ	81.86	18.10	0.04	–	–	–	–	–	–	–
0.5%	FLUID	100.00	–	–	–	–	–	–	–	–	–
	ARQ	60.58	39.17	0.25	–	–	–	–	–	–	–
1.0%	FLUID	100.00	–	–	–	–	–	–	–	–	–
	ARQ	36.60	62.40	0.99	0.01	–	–	–	–	–	–
2.0%	FLUID	100.00	–	–	–	–	–	–	–	–	–
	ARQ	13.26	82.82	3.84	0.08	–	–	–	–	–	–
5.0%	FLUID	98.85	1.15	–	–	–	–	–	–	–	–
	ARQ	0.59	77.26	20.90	1.18	0.06	–	–	–	–	–
10.0%	FLUID	58.32	41.68	–	–	–	–	–	–	–	–
	ARQ	–	36.60	53.88	8.53	0.90	0.09	0.01	–	–	–
20.0%	FLUID	0.57	99.21	0.22	–	–	–	–	–	–	–
	ARQ	–	1.69	43.10	40.41	11.65	2.51	0.51	0.10	0.02	–
50.0%	FLUID	–	0.01	28.09	67.10	4.77	0.03	–	–	–	–
	ARQ	–	–	–	0.16	4.02	16.52	24.94	21.97	14.63	17.76

Table 1: Percent finishing in round ℓ under independent packet loss for the aligned comparison with $N = 100$. For FLUID, $\epsilon = 0.10$, so $K = 90$; for ARQ, the block contains $N = 100$ source packets. The column labeled 10+ aggregates all rounds $\ell \geq 10$, computed as 100% minus the sum of rounds 1 through 9. Entries smaller than 0.01% are omitted for readability.

5.2 Interpretation

The results highlight the tradeoff created by the FLUID slack. With $\epsilon = 0.10$, FLUID delivers 90 source packets using a block budget of 100, while ARQ delivers all 100 source packets. In exchange for this 90% delivery efficiency, FLUID finishes delivery in fewer rounds and with a much tighter distribution.

This behavior is consistent across Table 1. At 2% loss, FLUID finishes essentially entirely in one round, while ARQ finishes mostly in two rounds and has a tail out to four rounds. At 5% loss, FLUID finishes mostly in round one and the remainder of the time in round two, while ARQ mostly finishes in round two but with a significant fraction of the time in round three and a tail into rounds four and five. At 10% loss, FLUID finishes within one to two rounds, while ARQ mostly finishes in rounds two to four, with a tail into rounds five through seven. At 20% loss, FLUID finishes mostly in round two with a tail into round three, while ARQ mostly finishes in rounds three to six, with a tail out to round nine. At 50% loss, FLUID mostly finishes in rounds three to five with a small tail into round six, while ARQ exhibits a much broader distribution, with most mass spread across rounds four through nine and a substantial tail in round ten and beyond.

Across this range of loss probabilities, FLUID with slack parameter $\epsilon = 0.10$, corresponding to 90% efficiency, yields a consistent reduction in typical delivery latency by a factor of 2 to 3, as measured by where the bulk of the distribution lies. A more significant difference appears in the

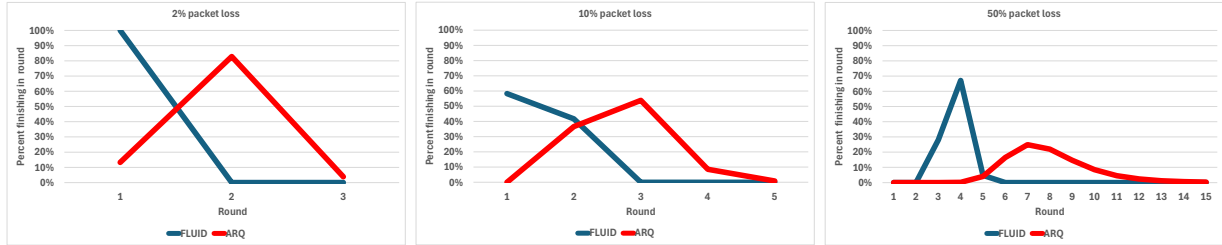


Figure 3: Percent finishing in each round under independent packet loss for the aligned comparison with $N = 100$, shown for representative loss probabilities of 2%, 10%, and 50%. For FLUID, $\epsilon = 0.10$, so $K = 90$; for ARQ, the block contains $N = 100$ source packets. FLUID concentrates finishing in early rounds, while ARQ spreads over more rounds and develops a heavier tail as loss increases.

tail. ARQ finishing depends on rare events involving the final remaining packets, which creates a persistent tail in the distribution of delivery time. In contrast, FLUID finishes once a fixed fraction of packets have been received, avoiding this final-packet effect and yielding sharply concentrated finishing times. As a result, the improvement in tail latency is substantially larger than the 2 to 3 factor observed for typical latency.

Even very small tail probabilities can have a noticeable impact in practice. For example, at 120 frames per second, a 0.1% probability of requiring an additional round corresponds to roughly one such event every eight seconds on average. Over a sustained stream, these occasional late finishes can introduce visible glitches in real-time applications such as streaming video. By sharply reducing this tail, FLUID not only reduces latency but also significantly improves consistency of delivery.

6 Evaluation Under Real-World Streaming Workloads

We evaluate FLUID using live video streaming workloads over real-world and controlled network conditions. The implementation is part of the LT3 system, a network-layer packet delivery system used in production environments. Tests are conducted using live streaming applications over cellular networks, including cross-continent streams. Each run corresponds to approximately 9–10 minutes of continuous streaming.

6.1 Real-World Streaming Performance

We evaluate FLUID using live video streaming workloads over real-world network conditions. The workload consists of HTTP-based live streaming (Twitch/Kick-like platforms) viewed over cellular connections, with streams originating from Europe and delivered to a client in the U.S. (Atlanta). Each run corresponds to approximately 9–10 minutes of continuous playback. The baseline corresponds to the same streaming workload over conventional transport on the identical network path, without coded delivery.

Table 2 summarizes buffering behavior across multiple runs under these conditions.

Across all runs, FLUID reduces both the frequency and duration of buffering events. In several runs, buffering is eliminated entirely. When buffering occurs, events are shorter and recovery is faster.

Run	Buffer Events			Buffer Time		
	Baseline	FLUID	Reduction	Baseline	FLUID	Reduction
1	9	1	89%	5:58	0:04	99%
2	5	0	100%	1:23	0:00	100%
3	3	3	0%	1:12	0:10	86%
4	5	2	60%	2:16	0:10	93%
5	5	3	40%	0:54	0:10	81%
6	7	6	14%	2:37	0:40	75%

Table 2: Buffering behavior over real-world live streaming runs. Each run is approximately 9–10 minutes.

6.2 Controlled Impairment Results

To assess robustness, we evaluate under controlled impairment scenarios using repeatable network conditions. Each run uses the same impairment sequence, including bandwidth variation, latency variation, and periods of severe degradation such as high packet loss sustained over multiple seconds and complete outages (100% loss) lasting several seconds. These conditions are designed to induce buffering and stress recovery behavior.

Table 3 summarizes performance across these controlled scenarios.

Run	Buffer Events			Buffer Time		
	Baseline	FLUID	Reduction	Baseline	FLUID	Reduction
1	10	2	80%	0:57	0:28	50%
2	8	4	50%	1:11	0:41	42%
3	Failure	4	N/A	1:22	0:44	57%
4	Failure	2	N/A	1:29	0:27	70%
5	Failure	3	N/A	2:18	0:27	80%
6	5	1	80%	0:47	0:26	49%
7	5	3	40%	0:44	0:30	32%
8	5	4	20%	1:03	0:48	40%
9	Failure	2	N/A	7:09	0:30	93%
10	6	2	66%	1:04	0:29	55%

Table 3: Performance under controlled impairment conditions. “Failure” indicates the baseline did not recover. Percentage reduction is undefined in these cases and marked as N/A.

Under these conditions, FLUID consistently reduces buffering and completes delivery even in cases where the baseline fails to recover within the test interval.

6.3 Discussion

These observations are consistent with the loss-product behavior described earlier. In particular, FLUID avoids the dependence on complete packet recovery that produces long-tail latency in retransmission-based delivery. This leads to both reduced typical latency and tighter tail behavior in practical streaming workloads.

7 Illustrative Delivery Examples

The Loss-Product Rule provides an intuitive way to reason about delivery behavior under arbitrary packet loss patterns. This section gives several representative examples using the round-based analysis developed above.

Throughout these examples we use

$$\epsilon = 0.10.$$

Thus, for FLUID, the source block size is $K = (1 - \epsilon) \cdot N = 0.9 \cdot N$, corresponding to 90% delivery efficiency. Under the aligned comparison, ARQ delivers a block of N source packets and corresponds to the special case $S = 0$, or equivalently $\epsilon = 0$.

Thus, in each example below, FLUID finishes once the loss-product falls below 0.10, while ARQ finishes only if the loss-product reaches zero. Since all displayed loss fractions are positive, ARQ has not delivered by the time FLUID finishes in these examples.

7.1 Example 0: Immediate Delivery in the First Round

Consider a case where the first round experiences modest loss,

$$f_1 = 0.06.$$

The loss-product after the first round is

$$\pi_1 = f_1 = 0.06.$$

Since

$$\pi_1 \leq \epsilon = 0.10,$$

the FLUID block is delivered in the first round.

For ARQ, however, delivery in the first round would require

$$\pi_1 = 0.$$

Since $f_1 = 0.06 > 0$, ARQ has not delivered the block after the first round.

This example illustrates that FLUID achieves single-round delivery when loss is at most ϵ .

7.2 Example 1: Uneven Loss Across Two Rounds

Consider the uneven loss pattern

$$f_1 = 0.70, \quad f_2 = 0.14.$$

The loss-product evolves as

$$\pi_1 = 0.70,$$

$$\pi_2 = 0.70 \cdot 0.14 = 0.098.$$

Since

$$\pi_2 \leq \epsilon = 0.10,$$

the FLUID block is delivered at the end of round 2.

For ARQ, the loss-product after two rounds is still positive:

$$\pi_2 = 0.098 > 0.$$

Thus ARQ has not delivered the block by round 2 and must wait for a later round in which the remaining loss is eliminated.

This example shows that FLUID can deliver even when both rounds have loss above ϵ , because delivery depends on the product of the loss fractions across rounds.

7.3 Example 2: Constant Loss

Consider a network where each round experiences a constant packet loss rate

$$f_1 = f_2 = 0.30.$$

The loss-product after two rounds is

$$\pi_2 = 0.30 \cdot 0.30 = 0.09.$$

Since

$$\pi_2 \leq \epsilon = 0.10,$$

the FLUID block is delivered in the second round.

For ARQ, the loss-product after two rounds is

$$\pi_2 = 0.09 > 0,$$

so ARQ has not delivered the block by round 2.

This example shows that under constant loss, the loss-product decreases geometrically across rounds until it falls below ϵ .

7.4 Example 3: Severe Uneven Loss

Consider a bursty loss pattern typical of wireless or satellite networks experiencing temporary fades:

$$f_1 = 0.90, \quad f_2 = 0.40, \quad f_3 = 0.25.$$

The loss-product evolves as

$$\pi_1 = 0.90,$$

$$\pi_2 = 0.90 \cdot 0.40 = 0.36,$$

$$\pi_3 = 0.90 \cdot 0.40 \cdot 0.25 = 0.09.$$

Since

$$\pi_3 \leq \epsilon = 0.10,$$

the FLUID block is delivered at the end of round 3.

For ARQ, the loss-product after three rounds remains positive:

$$\pi_3 = 0.09 > 0.$$

Thus ARQ has not delivered the block by round 3.

This example shows that FLUID delivery depends only on the loss-product, regardless of how loss is distributed across rounds.

8 Conclusion

The analysis shows that FLUID achieves substantially tighter delivery latency than ARQ by changing the delivery condition for a block. Under the Loss-Product Rule, FLUID finishes delivery once the loss-product across rounds falls below the slack parameter ϵ , while idealized ARQ corresponds to zero slack and requires the remaining loss to be eliminated. Thus FLUID can finish in a small number of rounds even when every round experiences packet loss.

At the same time, FLUID remains deterministically close to the bandwidth-optimal ARQ baseline. The slack parameter ϵ controls both the delivery efficiency and the transmission cost ratio relative to ARQ: larger slack enables tighter delivery latency, while smaller slack keeps FLUID closer to the bandwidth-optimal baseline.

This behavior is enabled by the structure of the FLUID protocol. Because fountain-encoded packets for a block are interchangeable, receiver feedback can be count-based rather than identity-based. The sender does not need to identify or retransmit particular missing packets; instead, reported losses trigger new encoded packets for the block.

FLUID can be used ubiquitously, from benign networks with occasional unpredictable losses to the most challenging environments, delivering tighter latency while maintaining high delivery efficiency and bounded transmission cost.

Acknowledgments

This material is based upon work supported by the National Science Foundation under Grant No. 2212574. The author is grateful to John Byers for detailed comments that greatly improved the presentation.

References

- [1] Pooja Aggarwal, Michael Luby, and Lorenz Minder. Enabling immersive experiences in challenging network conditions. *arXiv preprint arXiv:2304.03732v2*, 2025.
- [2] Dimitri Bertsekas and Robert Gallager. *Data Networks*. Prentice-Hall, 1992.

- [3] Y. Cheng, N. Cardwell, N. Dukkipati, and P. Jha. The RACK-TLP Loss Detection Algorithm for TCP. RFC 8985, February 2021. IETF.
- [4] David Chu et al. S-track: Low-latency network data transfer. In *USENIX NSDI*, 2023.
- [5] Van Jacobson. Congestion avoidance and control. In *ACM SIGCOMM*, 1988.
- [6] A. Li et al. Rtp payload format for generic forward error correction. RFC 5109, 2007.
- [7] Michael Luby. LT codes. In *Proceedings of the 43rd Annual IEEE Symposium on Foundations of Computer Science (FOCS)*, 2002.
- [8] Michael Luby and Lorenz Minder. Methods for reliable low latency data delivery using erasure codes and feedback, 2024. US Patent No. 11,863,317, issued Jan. 2, 2024.
- [9] Michael Luby, Amin Shokrollahi, Mark Watson, and Thomas Stockhammer. Raptorq forward error correction scheme for object delivery. RFC 6330, 2011.
- [10] M. Mathis, J. Mahdavi, S. Floyd, and A. Romanow. TCP Selective Acknowledgment Options. RFC 2018, October 1996. IETF.
- [11] François Michel et al. Forward erasure correction for quic, 2019. IETF Draft / Research Proposals.
- [12] V. Paxson, M. Allman, J. Chu, and M. Sargent. Computing TCP’s Retransmission Timer. RFC 6298, June 2011. IETF.
- [13] Jon Postel. Transmission control protocol. RFC 793, 1981.
- [14] Konstantinos Poularakis et al. Coded multipath transport. In *IEEE INFOCOM*, 2020.
- [15] Amin Shokrollahi and Michael Luby. Raptor codes. *Foundations and Trends in Communications and Information Theory*, 6(3-4):213–322, 2009.
- [16] Jay Kumar Sundararajan, Devavrat Shah, Muriel Medard, Michael Mitzenmacher, and Joao Barros. Network coding meets tcp: Theory and implementation. In *Proceedings of ACM SIGCOMM*, 2011.
- [17] Tuan Tran Thai, Emmanuel Lochin, and Jérôme Lacan. Online multipath convolutional coding for real-time transmission. In *Proceedings of the 19th International Packet Video Workshop*, Munich, Germany, May 2012.
- [18] M. Watson, A. Begen, and V. Roca. Forward Error Correction (FEC) Framework. RFC 6363, October 2011. IETF.