
ARTICLE INFO

Keywords:

human reliability analysis
team cognition
nuclear control room
large language model
multi-agent simulation
authority pressure
communication suppression

ABSTRACT

Team-level failure in nuclear control rooms arises not from isolated operator error, but from emergent interaction dynamics — delayed diagnosis, suppressed dissent, and authority-driven error propagation — that conventional human reliability analysis methods are structurally unable to model. This study introduces TEAM-SimHRA, a multi-agent large language model simulation framework that reconceptualizes human reliability as an interaction-driven emergent property of control room teams rather than a static individual attribute. Unlike existing approaches that assign fixed error probabilities to predefined tasks, TEAM-SimHRA reproduces collective cognition, role-conditioned authority dynamics, and real-time communication suppression across temporally evolving accident progressions. Validated against the Three Mile Island (1979) and Chernobyl (1986) accidents — the two most extensively documented nuclear team failures — the framework achieves face-validity pass rates of 43.5% and 52.6% respectively, reproducing near-historical decision delay (134.8 vs. 138 min), perfect communication suppression stability, and full authority pressure cascade at historically accurate propagation depth. These results demonstrate that multi-agent simulation can extract quantitative team-level reliability indicators that are inaccessible to traditional methods, opening a viable path toward simulation-based dynamic probabilistic risk assessment for safety-critical sociotechnical systems.

1. Introduction

Nuclear accidents do not happen because a single operator makes a single mistake Zhang et al. (2025). They happen because teams fail, through delayed diagnosis, suppressed dissent, authority-driven commitment to incorrect frames, and the progressive collapse of shared situational awareness under stress McCormick (2025). Yet the dominant paradigm of human reliability analysis (HRA) in probabilistic risk assessment remains built around individual operators, predefined task sequences, and static error probabilities Bovo et al. (2020). Methods such as THERP, SPAR-H, and IDHEAS have made indispensable contributions to structured safety analysis, but their architectural assumptions preclude representation of the interaction dynamics through which team-level failure actually emerges Kozłowski and Chao (2018).

The evidence from major accidents is unambiguous. At Three Mile Island (1979) Sills (2019), the crew collectively locked onto an incorrect system interpretation for nearly 138 minutes, not because any individual lacked competence, but because incomplete communication and shared cognitive inertia prevented the team from updating its frame despite contradictory cues. At Chernobyl (1986) Healey et al. (2015), operators continued executing a fatally flawed test procedure not from ignorance alone, but because hierarchical authority suppressed dissent at every level of the team structure. In both cases, the accident trajectory was shaped by emergent interaction properties Dekker (2017), communication patterns, authority gradients, and evolving collective mental models, that no individual-task decomposition can adequately represent. This is not a peripheral gap Gupta (2022). It is a structural limitation at the core of how HRA currently models human performance in safety-critical operations Liu et al. (2021).

Recent advances in large language models (LLMs) and multi-agent simulation offer a fundamentally new approach to this problem Gao et al. (2024). LLM-based agents can sustain role-conditioned behavior, generate context-sensitive dialogue, and reproduce sequential social interaction over extended temporal horizons. These capabilities align directly with what team-level HRA requires: a computational substrate that can represent operators not as isolated error sources but as communicating, authority-sensitive, cognitively interdependent agents operating within a shared and evolving plant context Eloy et al. (2023). Nevertheless, existing LLM applications in safety-critical domains remain largely qualitative, and no prior framework has demonstrated that multi-agent simulation can produce quantitative HRA indicators that hold up against rigorous historical validation Kiasari and Aly (2026).

ORCID(s):

This paper addresses that gap by proposing TEAM-SimHRA, a team-based simulation framework that reconceptualizes human reliability as an emergent property of role-conditioned multi-agent interaction. The framework makes three principal contributions Dang et al. (2025). First, it operationalizes team cognition and authority dynamics as simulatable agent behaviors rather than fixed modifiers Fan and Yen (2004), enabling dynamic rather than static reliability representation. Second, it introduces five quantitative team-level HRA metrics, decision delay time, incorrect procedure rate, communication suppression rate, authority pressure cascade, and frame lock index, that capture failure mechanisms invisible to conventional task-based analysis Wen et al. (2025). Third, it provides the first systematic face-validity evaluation of multi-agent LLM simulation against two of the most thoroughly documented nuclear accident benchmarks, demonstrating that simulation-derived metrics can reproduce historically meaningful team failure patterns with quantifiable fidelity Fridley (2025). Together, these contributions open a path toward simulation-based dynamic HRA that treats team interaction, not individual error, as the primary unit of reliability analysis Groth et al. (2019).

2. Related Work

2.1. Human Reliability Analysis

Human reliability analysis has evolved through several distinct methodological generations, each extending the representational capacity of its predecessors while preserving a common architectural assumption: that human performance can be adequately modeled at the level of the individual operator executing a predefined task. First-generation approaches such as THERP Swain (1964) decompose operator behavior into binary success-failure events and assign nominal error probabilities modulated by tabulated performance shaping factors. Second-generation methods, including ATHEANA Cooper et al. (1996), CREAM He et al. (2008), and SPAR-H Whaley et al. (2012), extended this foundation by incorporating error-forcing conditions and richer contextual representations. More recent frameworks such as IDHEAS Chang et al. (2021) have grounded HRA in cognitive task models derived from information processing theory, further improving the realism of individual operator representation. Each generation has meaningfully advanced the field, yet none has departed from the fundamental unit of analysis: a single operator, a single task, a single error probability.

The cognitive modeling embedded in these methods reflects a similarly constrained view of human performance under stress. Performance shaping factors, workload, time pressure, experience, procedure quality, enter the analysis as fixed multiplicative modifiers applied to nominal error rates, rather than as dynamic variables that interact and evolve across the course of an event Mulder and Leenders (2019).

This static formulation cannot represent the feedback dynamics through which cognitive states actually develop in abnormal situations: situational awareness degrades as cues accumulate and are selectively attended to, mental models update or fail to update in response to contradictory evidence, and stress reshapes both individual cognition and the social processes through which team members share and interpret information Janhonen and Johanson (2011). The gap between the cognitive reality of control-room performance and the cognitive assumptions embedded in standard HRA methods is therefore not a matter of parameterization but of model architecture.

Most consequentially for the present study, established HRA frameworks provide no native representation of team-level interaction as a reliability-relevant process. Communication patterns, authority gradients, and the suppression of dissenting interpretation are treated, if at all, as background contextual factors rather than as dynamic mechanisms that actively shape accident trajectories Factor et al. (2007). Yet the empirical record of major nuclear accidents consistently implicates precisely these mechanisms as primary drivers of failure propagation, a point developed in the following subsection. The absence of team interaction from the core modeling apparatus of HRA therefore represents a structural limitation that cannot be addressed through incremental refinement of existing methods alone.

2.2. Team dynamics and communication failure in nuclear accidents

A substantial body of accident investigation and organizational safety research has established that team-level interaction, rather than isolated individual error, is the primary driver of failure propagation in high-stakes operational environments. Reason's organizational accident model Reason (2016) identifies latent conditions embedded in team structure and communication norms as the deeper causes of catastrophic failure, while Hollnagel's cognitive systems engineering perspective Militello et al. (2010) further demonstrates that performance breakdown in complex sociotechnical systems cannot be reconstructed from the sum of individual contributions. In nuclear control rooms specifically, empirical analyses of abnormal event responses consistently show that crew outcomes are determined less by the technical competence of individual operators than by the quality of shared situational awareness, the openness of

communication channels, and the distribution of decision authority within the team Seppänen et al. (2013); Marusich et al. (2016).

The two accident scenarios examined in this study illustrate these mechanisms with particular clarity. At Three Mile Island, the operators possessed sufficient individual knowledge to recognize the loss-of-coolant signature had the available cues been correctly integrated and communicated across the team. Instead, an incorrect diagnostic frame, that the primary system was fully pressurized, became collectively entrenched within the first minutes of the event and resisted correction for nearly 138 minutes despite accumulating contradictory evidence Vanini et al. (2024). The failure was not one of individual cognition but of collective frame lock: a team-level phenomenon in which shared commitment to an initial interpretation suppresses the uptake of disconfirming information. At Chernobyl, the mechanism was different but equally team-level in character. Deputy Chief Engineer Dyatlov's authority over the shift created a hierarchical pressure gradient that propagated downward through Akimov to Toptunov, systematically suppressing the expression of operational concern at each level despite reactor behavior that contradicted the test assumptions Pastore et al. (2015).

In both cases, the accident trajectory was shaped not by what any individual operator knew or failed to know, but by how the team communicated, deferred, and collectively committed to a course of action.

These observations point to a set of team-level failure mechanisms that recur across major nuclear accidents and that have been systematically characterized in the human factors and organizational safety literature: delayed challenge of authority, incomplete escalation of anomalous cues, collective commitment to an incorrect diagnostic frame, and the progressive silencing of dissent under hierarchical pressure Seitz et al. (2025). What is significant for HRA is not merely that these mechanisms exist, but that they are quantifiable in principle, communication suppression has a rate, authority pressure has a propagation depth, diagnostic delay has a duration, and that their quantification would constitute genuinely new information for risk assessment. The challenge is that no existing HRA framework provides a computational substrate capable of generating these quantities from a model of team interaction. Addressing that challenge requires a fundamentally different modeling approach, as the following subsection discusses.

2.3. Large language model agents for sociotechnical simulation

The emergence of large language models capable of sustained, role-conditioned interaction has created qualitatively new possibilities for simulating human behavior in complex social contexts. Early applications demonstrated that LLM-based agents can reproduce negotiation dynamics Mouri Zadeh Khaki et al. (2025), coordinate collaborative planning under uncertainty Chakraborty (2012), and generate emergent social phenomena in multi-agent environments without explicit behavioral programming Cardoso and Ferrando (2021). More recent work has extended these capabilities to organizational role simulation, showing that LLM agents assigned distinct authority levels, expertise boundaries, and behavioral dispositions can sustain role-consistent interaction across extended dialogue sequences while responding coherently to externally injected state changes Traum et al. (1999). These properties, role stability, context sensitivity, and sequential interaction coherence, map directly onto the requirements of control-room team simulation, where operators must maintain role-defined behavioral tendencies while processing a continuously evolving plant state.

Applications of LLM-based simulation in safety-critical and engineering domains have begun to accumulate. In nuclear human factors specifically, recent work has applied neuro-symbolic LLM architectures to procedural execution in digital control rooms Kim (2025), integrated knowledge graphs with LLM reasoning for base rate HRA Shen et al. (2026), and coupled cognitive architecture models with uncertainty quantification platforms for dynamic reliability assessment Kabir et al. (2018). Beyond nuclear applications, LLM agents have been used to model decision-making in emergency response Xiao et al. (2025), organizational communication breakdown Damian et al. (2007), and crew coordination in aviation contexts Grote et al. (2010). Across these applications, a consistent finding emerges: LLM agents can generate behaviorally plausible interaction trajectories that reflect domain-specific role constraints and social dynamics in ways that rule-based simulation cannot easily replicate.

Nevertheless, a critical methodological gap remains. Existing applications in safety-critical domains share two limitations that constrain their contribution to formal HRA. First, simulation outputs are evaluated qualitatively or against synthetic scenarios, without systematic comparison to documented historical accident data that could establish face validity at the level required for probabilistic risk assessment Bui et al. (2024). Second, and more fundamentally, no existing framework translates multi-agent interaction trajectories into quantitative team-level HRA indicators, the kind of structured, numerically expressed reliability metrics that can be integrated into dynamic probabilistic risk assessment workflows. Generating plausible narratives is not equivalent to producing actionable reliability quantities. What the field requires is a framework that closes both gaps simultaneously: one that extracts quantitative team-level

metrics from simulated interaction and validates those metrics against the historical accident record. TEAM-SimHRA is designed to meet precisely that requirement.

3. Methodology

3.1. Framework overview

TEAM-SimHRA models the nuclear control room as a dynamic multi-agent system in which human reliability emerges not from individual operator characteristics alone, but from the interaction structure of the team under continuously evolving plant conditions. This design reflects a core theoretical commitment: that team-level failure mechanisms such as communication suppression, authority pressure cascade, and collective frame lock cannot be reproduced by aggregating individual error models, but only by simulating the interaction process through which they arise. The framework is accordingly organized around five functionally distinct components whose coordinated operation produces a temporally structured simulation of control-room team behavior.

The first component, *role-conditioned operator agents*, instantiates each crew member as an independent LLM agent whose behavior is governed by a role prompt encoding domain expertise, operational responsibility, authority position within the team hierarchy, and characteristic behavioral tendencies under abnormal conditions. This role conditioning is the primary mechanism through which the framework differentiates operator behavior without requiring separate model architectures for each agent. The second component, the *shared dialogue state*, functions as the public communication channel of the control room: all agent utterances are appended to a common buffer that every agent reads before generating its next response, ensuring that team interaction is grounded in a genuinely shared and sequentially coherent information environment. The third component, *world event injection*, updates the external plant state at each simulation round according to a predefined historical timeline, providing the evolving operational context to which agents must respond. Together, these three components constitute the observable simulation environment.

The remaining two components operate at a supervisory level. The *moderator agent* monitors agent outputs at the end of each round and, when behavioral drift is detected, such as premature escalation, historically implausible recovery, or role-inconsistent action, injects hidden corrective guidance into the role context of the relevant agent for the subsequent round. Critically, this guidance is not visible in the public dialogue and therefore does not alter the observable interaction record; it functions as a lightweight behavioral guardrail that preserves historical plausibility without contaminating the simulated communication channel. The *report agent* then operates post-hoc on the complete interaction log, parsing dialogue trajectories to extract five structured team-level HRA metrics that form the quantitative output of the framework. The overall simulation pipeline is formalized as

$$S_0 \xrightarrow{\text{event injection}} S_t \xrightarrow{\text{agent interaction}} D_t \xrightarrow{\text{moderation}} D_{t+1} \xrightarrow{\text{report agent}} M, \quad (1)$$

where S_t denotes the evolving scenario state at round t , D_t denotes the accumulated dialogue history, and M denotes the extracted metric set. The architecture is illustrated in Figure 1.

Table 1

Role assignments for simulated operator agents across the two accident scenarios.

Agent Role	Authority	TMI-1979	Chernobyl-1986	Key Behavioral Te
Authority Agent	High	Zewe (Shift Supervisor)	Dyatlov (Deputy Chief Engineer)	Frame-setting, disse
Coordinator Agent	Medium	Scheimann (Control Room Operator)	Akimov (Shift Foreman)	Procedure relay, pro
Operator Agent	Low	Kunder (Senior Reactor Operator)	Toptunov (Reactor Operator)	System interface, h

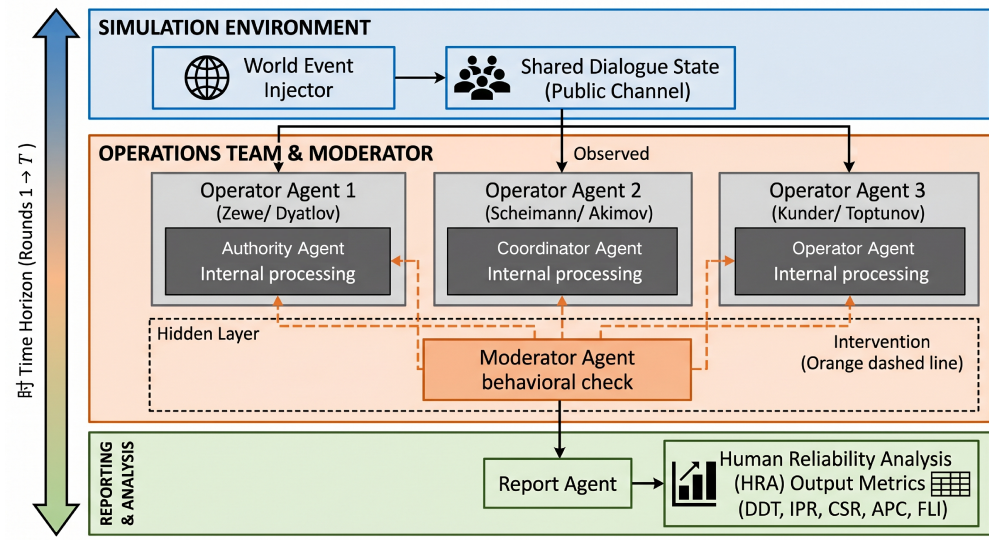


Figure 1: Multi-Agent Team Interaction Simulation Framework.

3.2. Operator representation

Each operator in TEAM-SimHRA is instantiated as an independent LLM agent whose behavior is governed by a structured role prompt rather than by separate model architectures or fine-tuned weights. The role prompt encodes four functionally distinct dimensions: *knowledge boundary*, which defines the operator's domain expertise and the informational scope within which their judgments are considered authoritative; *operational responsibility*, which specifies the procedural tasks and system domains for which the agent is accountable; *authority position*, which establishes the agent's rank within the team hierarchy and determines both their capacity to issue directives and their susceptibility to hierarchical pressure from above; and *stress-conditioned behavioral tendencies*, which encode characteristic response patterns under abnormal conditions, including propensity for assertive challenge, deference to authority, or commitment to an established diagnostic frame. This four-dimensional role formulation is the primary mechanism through which behaviorally differentiated agents are produced from a single shared model backbone.

The role assignments for each accident scenario are grounded in historical documentation of the actual crew compositions and interpersonal dynamics present during the events. Across both scenarios, three agents are instantiated corresponding to a three-tier authority hierarchy: the *Authority Agent*, who holds directive primacy and is primarily responsible for overall diagnostic framing and decision commitment; the *Coordinator Agent*, who occupies the intermediate authority position and functions as the primary channel for instruction relay and information filtering between the authority and operational levels; and the *Operator Agent*, who holds the lowest authority position and bears direct system interface responsibility, rendering this agent most susceptible to hierarchical compliance pressure from above. The specific historical personnel instantiated in each role across the two scenarios are summarized in Table 1.

This role-conditioned formulation serves two purposes simultaneously. At the individual level, it allows the same model backbone to express qualitatively distinct interaction styles, decision tendencies, and authority sensitivities across agents without requiring separate training or architectural differentiation. At the team level, it instantiates a structured authority hierarchy whose gradient directly determines the direction and depth of authority pressure cascade, the propagation of directive influence from Authority Agent through Coordinator Agent to Operator Agent

Table 2

Temporal configuration of TEAM-SimHRA across the two accident scenarios.

Scenario	Total Rounds	Time per Round	Total Simulated Duration
TMI-1979	15	≈10 min	≈150 min
Chernobyl-1986	12	≈2 min	≈24 min

that constitutes one of the five core HRA metrics extracted by the framework. The fidelity of this representation to historical crew structure is therefore not merely a matter of narrative authenticity but a prerequisite for the validity of the authority-related metrics that the framework is designed to produce.

3.3. Interaction environment and temporal modeling

The interaction environment of TEAM-SimHRA is organized around a shared dialogue buffer that functions as the public communication channel of the simulated control room. All agent utterances are appended to this common buffer in the order they are generated, and every agent reads the complete accumulated dialogue history before producing its next response. This architecture ensures that team interaction is grounded in a genuinely shared and sequentially coherent information environment: no agent has access to information that has not passed through the public channel, and no agent can act without awareness of what has previously been said. The shared buffer therefore serves not only as a communication medium but as the operationalization of collective situational awareness within the simulation, its contents at any given round represent the totality of information that the team has collectively made explicit.

The simulation proceeds in discrete rounds, each representing a fixed interval of scenario time and containing one complete sequential interaction cycle in which all agents respond in turn. At the start of each round, the world event injector appends scenario-specific plant developments to the shared buffer, updating the observable operational context to which agents must respond. These injected events follow a predefined historical timeline derived from accident documentation, ensuring that the external stimulus sequence encountered by the simulated team reflects the actual progression of plant state during the historical event. Agents then respond sequentially, Authority Agent first, followed by Coordinator Agent and Operator Agent, using three inputs simultaneously: their current role prompt, the full accumulated dialogue history, and any hidden moderator guidance issued for that round. The temporal granularity of each round is calibrated separately for each scenario to align the simulation pace with the historical accident timeline, as summarized in Table 2.

The difference in temporal granularity between the two scenarios reflects the fundamentally different dynamics of each accident. The Three Mile Island event unfolded over a prolonged diagnostic period in which the crew's collective frame remained locked for nearly 138 minutes despite accumulating contradictory evidence, a process that requires sufficient round resolution to capture the gradual reinforcement of an incorrect interpretation. The Chernobyl test sequence, by contrast, involved a rapid cascade of safety-critical decisions compressed into approximately 24 minutes, demanding finer temporal granularity to represent the speed at which authority pressure and procedural commitment propagated through the team hierarchy. Calibrating round duration to scenario-specific historical pace is therefore not merely a simulation convenience but a validity requirement: it ensures that the temporal structure of simulated team interaction is commensurable with the historical timeline against which face validity is subsequently assessed.

3.4. Moderator-guided behavioral control

A fundamental challenge in long-horizon multi-agent role simulation is behavioral drift: the tendency of LLM agents to deviate progressively from their assigned roles, historical framing, or scenario-appropriate response patterns as the dialogue accumulates. In the context of accident simulation, drift manifests in several characteristic forms. Agents may escalate prematurely, initiating recovery actions before the historical timeline would support them and thereby short-circuiting the very failure mechanisms the simulation is designed to reproduce. They may abandon historically grounded diagnostic frames in favor of more rationally optimal interpretations that real operators demonstrably did not reach under the conditions of the event. They may also generate role-inconsistent authority behavior, an Operator Agent challenging the Authority Agent assertively in a scenario where hierarchical compliance was historically total, for instance, that undermines the validity of authority-sensitive metrics such as the authority pressure cascade and communication suppression rate. Left unaddressed, behavioral drift does not merely reduce narrative plausibility; it systematically biases the HRA metrics that the framework is designed to extract.

Table 3

Moderator intervention statistics across both scenarios.

Scenario	Drift Type	Intervention Rate	Primary Round
TMI-1979	Premature escalation	18.1%	Round 4–8
TMI-1979	Rational override	22.5%	Round 9–12
TMI-1979	Authority inversion	8.9%	Round 9–13
Chernobyl-1986	Premature escalation	1.8%	Round 5–9
Chernobyl-1986	Rational override	13.9%	Round 8–11
Chernobyl-1986	Authority inversion	7.9%	Round 7–9

Table 3 reports moderator intervention statistics across both scenarios, disaggregated by drift type and primary round of occurrence. Several patterns are diagnostically informative. In the Three Mile Island scenario, rational override is the most frequently triggered intervention category, accounting for 22.5% of all moderator activations and concentrated in rounds 9–12 — the phase of the simulation corresponding to the period in which the actual TMI crew was receiving the strongest contradictory evidence yet remained committed to the incorrect pressurizer interpretation. This pattern indicates that without moderator intervention, agents would have updated their diagnostic frames more rapidly than the historical record supports, confirming that the pressure toward rational override is an intrinsic tendency of current LLM role-playing behavior rather than an artifact of specific prompt formulations. Premature escalation accounts for 18.1% of TMI interventions and occurs earlier in the timeline (rounds 4–8), reflecting agents' tendency to initiate recovery actions before the historical diagnostic delay has elapsed. Authority inversion is the least frequent intervention category in TMI (8.9%), consistent with the less rigidly hierarchical team structure of that scenario relative to Chernobyl.

In the Chernobyl scenario, the intervention profile is markedly different. Premature escalation is nearly absent (1.8%), reflecting the strong authority conditioning embedded in the Dyatlov role prompt that prevents lower-authority agents from initiating unsanctioned recovery actions. Rational override remains the dominant category (13.9%), concentrated in rounds 8–11 as reactor behavior increasingly contradicted test assumptions, while authority inversion accounts for 7.9% of interventions in rounds 7–9. The substantially lower overall intervention rate in Chernobyl relative to Three Mile Island is consistent with the sharper authority gradient and more compressed temporal dynamics of that scenario: the hierarchical role conditioning alone is more effective at sustaining historically plausible behavior when authority structure is unambiguous, reducing the moderator's corrective burden. Taken together, these statistics confirm that the moderator is not operating as a dominant behavioral script but as a targeted correction mechanism whose activation pattern itself reflects meaningful differences in the team dynamics of the two accidents.

To address this challenge, TEAM-SimHRA introduces a moderator agent that operates as a dedicated supervisory layer outside the observable simulation environment. At the end of each round, the moderator receives the complete dialogue output of that round and evaluates each agent's utterances against three criteria: role consistency, which assesses whether the agent's behavior remains within the authority, expertise, and dispositional boundaries encoded in its role prompt; historical plausibility, which assesses whether the agent's actions and interpretations are consistent with what is documented of the corresponding historical figure at the equivalent stage of the accident; and scenario stage appropriateness, which assesses whether the agent's level of concern, diagnostic certainty, or recovery orientation is commensurate with the plant state and elapsed scenario time. When a violation of any criterion is detected, the moderator generates a hidden corrective note that is injected into the private context of the relevant agent for the subsequent round, redirecting behavior without altering the public dialogue record.

The design of the moderator agent reflects a deliberate methodological choice about the appropriate boundary between behavioral control and simulation authenticity. The moderator's corrective guidance is strictly non-public: it is never appended to the shared dialogue buffer and is therefore invisible to other agents and absent from the interaction log that the report agent subsequently parses. This separation ensures that the observable simulation record, the sequence of utterances that constitutes the primary data for metric extraction, reflects genuine agent interaction rather than externally scripted behavior. In effect, the moderator functions analogously to the implicit social and institutional constraints that shape real operator behavior in control rooms: present and consequential, but not directly observable in the communication record itself. The moderator thus serves not only as an engineering mechanism for maintaining

scenario fidelity, but as a structural component whose design embodies the framework's commitment to producing historically faithful digital twins of control-room team dynamics.

3.5. Metric extraction for team-level HRA

Upon completion of each simulation run, a dedicated report agent parses the full interaction log and extracts five team-level HRA indicators that together constitute the quantitative output of the framework. The design of these indicators reflects a deliberate departure from conventional HRA metrics: rather than quantifying the probability of error on a predefined individual task, each indicator targets an emergent team-level phenomenon that arises from interaction and that has been implicated in historical accident progression. The report agent evaluates each indicator through structured prompting that directs the LLM to assess specific dialogue features — temporal patterns, utterance content, authority relationships, and interpretive commitments — and returns results in a structured JSON format that enables automated aggregation across repeated runs. The five indicators are defined as follows.

Decision delay time (DDT) measures the elapsed scenario time between the onset of the abnormal event and the first utterance in which a team member correctly identifies the recovery-oriented action or diagnosis required by the situation. DDT operationalizes the collective diagnostic inertia of the team: a prolonged DDT indicates that the team as a whole failed to converge on a correct interpretation despite available evidence, regardless of whether any individual agent possessed the requisite knowledge. In scenarios where no correct recovery action is identified within the simulation horizon, DDT is recorded as NO_RECOVERY, reflecting persistent non-recovery as a team-level outcome.

Incorrect procedure rate (IPR) measures the proportion of procedure-related decisions or utterances within the interaction log that are assessed as incorrect, misleading, or inconsistent with the normatively required response at that stage of the scenario. IPR captures the degree to which the team's collective procedural execution deviates from correct practice, a deviation that may arise from individual misunderstanding, from authority-driven suppression of corrective input, or from the propagation of an incorrect diagnostic frame through the team hierarchy.

Communication suppression rate (CSR) measures the degree to which critical challenges, safety-relevant concerns, or dissenting interpretations are suppressed within the team dialogue. An utterance is classified as suppressed when a team member either fails to voice a concern that their role and knowledge would warrant, or when a voiced concern is dismissed, ignored, or overridden without substantive engagement. CSR therefore captures the social filtering process through which potentially corrective information is prevented from influencing collective decision-making, a mechanism central to both the Three Mile Island and Chernobyl accident narratives.

Authority pressure cascade (APC) assesses whether directive influence from the Authority Agent propagates downward through the Coordinator Agent to the Operator Agent in a manner that constrains the lower-level agents' ability to exercise independent judgment. APC is evaluated along two dimensions: cascade presence, recorded as a binary indicator of whether the propagation pattern is observed; and cascade depth, recorded as the number of hierarchical levels through which directive pressure demonstrably transmitted. A cascade depth of two indicates full propagation from Authority Agent through Coordinator Agent to Operator Agent, corresponding to the historically documented authority structure in both benchmark scenarios.

Frame lock index (FLI) measures the intensity of the team's persistent commitment to an incorrect interpretive frame despite the availability of disconfirming evidence. FLI is scored on an ordinal scale by the report agent, which assesses the frequency and consistency with which agents return to, reinforce, or act upon an incorrect diagnosis across successive rounds even as contradictory plant cues accumulate. A higher FLI indicates stronger collective resistance to frame revision, the team-level analog of confirmation bias that was particularly pronounced in the Three Mile Island scenario.

The five indicators are summarized in Table 4, which also specifies the primary failure mechanism each indicator targets and the accident scenario for which it is most diagnostically relevant.

Taken together, these five indicators are designed to provide a quantitative characterization of team-level failure that is both grounded in the theoretical literature on control-room performance and directly comparable to the historical accident record. Their extraction from simulated interaction trajectories, rather than from predefined task decompositions or expert elicitation, is what distinguishes TEAM-SimHRA from conventional HRA methods and constitutes its primary methodological contribution to dynamic human reliability analysis.

Table 4

Team-level HRA metrics extracted by the report agent, with associated failure mechanisms and scenario relevance.

Metric	Abbreviation	Output Type	Failure Mechanism
Decision Delay Time	DDT	Continuous (min) / NO_RECOVERY	Collective diagnostic inertia
Incorrect Procedure Rate	IPR	Continuous (0–100%)	Procedural deviation propagation
Communication Suppression Rate	CSR	Continuous (0–100%)	Social filtering of dissent
Authority Pressure Cascade	APC	Binary + Ordinal depth	Hierarchical directive override
Frame Lock Index	FLI	Ordinal (0–10)	Collective confirmation bias

Table 5

Experimental configuration of TEAM-SimHRA.

Item	Setting
LLM backbone	DeepSeek-V3.2
API style	OpenAI-compatible endpoint
Temperature (role-play)	0.7
Temperature (evaluation)	0.2
Max tokens per turn	800
Moderator agent	Enabled (all runs)
Scenarios	TMI-1979, Chernobyl-1986
TMI agent roster	Zewe, Scheimann, Kunder
Chernobyl agent roster	Dyatlov, Akimov, Toptunov
TMI simulation duration	15 rounds \approx 150 min total
Chernobyl simulation duration	12 rounds \approx 24 min total
TMI total runs	30
Chernobyl total runs	20

4. Experimental Design

4.1. Simulation settings

All experiments are conducted using a unified simulation engine whose core architecture remains constant across scenarios, while scenario-specific parameters — agent role assignments, temporal granularity, and world event injection sequences — are adapted to the historical context of each accident. The LLM backbone for all agent interactions is DeepSeek-V3.2, accessed via an OpenAI-compatible API endpoint. Two distinct temperature settings are applied depending on the functional role of the generation: a temperature of 0.7 is used for role-play interactions among operator agents to preserve behavioral variability and prevent deterministic collapse of the dialogue, while a temperature of 0.2 is used for the moderator agent and report agent to ensure consistency and reproducibility in behavioral evaluation and metric extraction. Each agent turn is capped at 800 tokens to maintain response conciseness and prevent context overflow across extended simulation horizons. The moderator agent is enabled in all runs. The complete experimental configuration is summarized in Table 5.

The number of repeated runs per scenario is determined by two competing considerations: sufficient statistical coverage of the behavioral distribution produced by the stochastic role-play temperature setting, and the computational cost of running extended multi-agent simulations with a frontier-scale LLM backbone. Thirty runs are allocated to the Three Mile Island scenario given its longer simulation horizon and the correspondingly greater behavioral variance expected across runs; twenty runs are allocated to the Chernobyl scenario, where the shorter temporal window and more sharply defined authority dynamics were anticipated to produce more concentrated metric distributions. The adequacy of these sample sizes for face-validity assessment is discussed further in Section 5.

4.2. Historical benchmarks and face validity

Face validity is the primary evaluation standard adopted in this study. Rather than comparing simulation outputs against synthetic ground truth or model-generated baselines, the framework is assessed by examining whether the extracted team-level HRA metrics reproduce patterns that are independently documented in historical accident analyses

Table 6

Face-validity acceptance criteria for each scenario, derived from historical accident documentation.

Metric	TMI-1979	Chernobyl-1986	Historical Basis
CSR	$\geq 90\%$	$\geq 90\%$	Near-total dissent suppression in both events
DDT	[100, 170] min	NO_RECOVERY	138 min delay (TMI); no recovery (Chernobyl)
IPR	[25%, 50%]	$\leq 20\%$	NRC report (TMI); procedural execution (Chernobyl)
FLI	≥ 3	N/A	Persistent frame lock documented in TMI crew analysis
APC cascade	N/A	True	Dyatlov → Akimov → Toptunov chain

and official investigation reports. This evaluation strategy reflects the fundamental validation challenge of accident simulation: ground truth exists only in the historical record, and a simulation framework that cannot reproduce that record under controlled conditions provides limited assurance for prospective risk assessment applications. Face validity is therefore treated not as a weak substitute for quantitative validation but as the appropriate and demanding standard for a framework whose primary claim is historical fidelity.

Prior to face-validity assessment, each simulation run is screened for metric completeness. A run is classified as valid only if the report agent returns a non-empty, parseable JSON result covering all five HRA indicators; runs in which the parser fails to extract a complete metric set are excluded from subsequent analysis and recorded separately as JSON parsing failures. This screening step is applied uniformly across both scenarios and does not involve any judgment about metric values — it addresses only the technical completeness of the report agent output. The proportion of runs lost to parsing failure is itself treated as a diagnostic indicator of report agent robustness and is reported alongside face-validity results in Section 5.

Among valid runs, face validity is assessed by applying scenario-specific acceptance criteria derived from historical accident documentation. A run is classified as a PASS only if all applicable criteria are simultaneously satisfied; partial satisfaction is not credited. The acceptance criteria for each scenario are as follows. For Three Mile Island, a valid run must satisfy: CSR $\geq 90\%$, reflecting the near-total suppression of dissent documented in post-accident crew analyses; DDT $\in [100, 170]$ minutes, bracketing the historical diagnostic delay of approximately 138 minutes with a tolerance margin that accommodates legitimate simulation variability; IPR $\in [25\%, 50\%]$, reflecting the estimated range of procedurally incorrect or misleading actions documented in the NRC investigation record; and FLI ≥ 3 , consistent with the persistent frame lock that characterized the crew's commitment to an incorrect pressurizer interpretation throughout the event. For Chernobyl, a valid run must satisfy: CSR $\geq 90\%$, reflecting the hierarchically enforced communication suppression documented across all levels of the shift team; DDT = NO_RECOVERY, reflecting the historical absence of any corrective recovery action prior to the reactor explosion; IPR $\leq 20\%$, reflecting the narrow procedural deviation range consistent with a team that was executing — rather than misunderstanding — a fatally flawed test sequence; and APC cascade = True, reflecting the documented propagation of Dyatlov's authority pressure through Akimov to Toptunov. The complete acceptance criteria are summarized in Table 6.

4.3. Evaluation targets

The evaluation of TEAM-SimHRA is organized around three progressively refined research questions, each targeting a distinct aspect of simulation validity. Together, they are designed to assess not merely whether the framework produces plausible outputs, but whether it reproduces historically meaningful team-level failure mechanisms with sufficient fidelity and stability to support dynamic HRA applications.

The first evaluation target concerns *metric alignment*: the degree to which simulated HRA indicators converge on historical baselines across face-valid runs. For each metric $m \in \mathcal{M} = \{\text{DDT}, \text{IPR}, \text{CSR}, \text{APC}, \text{FLI}\}$ and each scenario s , alignment is assessed by comparing the mean simulated value $\bar{x}_{m,s}$ against the historical reference value $h_{m,s}$ documented in accident investigation reports. For continuous metrics, alignment error is expressed as

$$\delta_{m,s} = \frac{|\bar{x}_{m,s} - h_{m,s}|}{h_{m,s}} \times 100\%, \quad (2)$$

where a smaller $\delta_{m,s}$ indicates closer agreement with the historical record. For categorical metrics such as DDT = NO_RECOVERY and APC cascade, alignment is assessed as the proportion of PASS runs reproducing the historically documented discrete outcome.

Table 7

Face-validity summary across repeated simulations.

Scenario	Total	Valid	JSON Fail	JSON Fail Rate	PASS	PASS Rate
TMI-1979	30	23	7	23.3%	10	43.5%
Chernobyl-1986	20	19	1	5.0%	10	52.6%

The second evaluation target concerns *cross-run stability*: the consistency of metric distributions across repeated simulation runs under identical configuration. Stability is quantified by the coefficient of variation for each continuous metric,

$$CV_{m,s} = \frac{\sigma_{m,s}}{\bar{x}_{m,s}}, \quad (3)$$

where $\sigma_{m,s}$ denotes the standard deviation of metric m across all valid runs of scenario s . A low $CV_{m,s}$ indicates that the simulated team interaction reliably converges on the same behavioral pattern regardless of the stochastic variability introduced by the role-play temperature setting, providing evidence that the observed metric values reflect systematic simulation dynamics rather than sampling artifacts.

The third evaluation target concerns *failure source attribution*: the identification of which metrics are primarily responsible for face-validity failure across runs. For each failed run $r \notin \mathcal{P}$, where \mathcal{P} denotes the set of PASS runs, the report agent output is examined to determine which acceptance criterion was violated. The failure attribution rate for metric m is defined as

$$\rho_{m,s} = \frac{|\{r \notin \mathcal{P} : \text{criterion } m \text{ violated in run } r\}|}{|\{r \notin \mathcal{P}\}|}, \quad (4)$$

where a high $\rho_{m,s}$ identifies metric m as the dominant source of face-validity failure in scenario s . This decomposition distinguishes between failures attributable to systematic simulation deficiencies and those attributable to metric scoring instability, providing diagnostic guidance for framework refinement.

5. Results

5.1. Face-validity pass rates

Table 7 reports the run validity and face-validity pass rates for both accident scenarios. Of the 30 Three Mile Island runs, 7 are excluded due to JSON parsing failures in the report agent, yielding 23 valid runs; of the 20 Chernobyl runs, 1 is excluded on the same basis, yielding 19 valid runs. The parsing failure rate is substantially higher in the Three Mile Island scenario (23.3% versus 5.0%), which is attributable to the longer simulation horizon and correspondingly larger dialogue context that the report agent must parse — a finding consistent with known context-length sensitivity in structured LLM output generation. Among valid runs, the framework achieves face-validity pass rates of 43.5% for Three Mile Island (10 of 23) and 52.6% for Chernobyl (10 of 19).

These pass rates warrant contextual interpretation. A pass rate of 43.5% to 52.6% means that approximately half of all valid simulation runs simultaneously satisfy the full set of historically grounded acceptance criteria across five team-level metrics — a considerably more demanding standard than reproducing any single indicator in isolation. The fact that both scenarios achieve pass rates of this magnitude under a full conjunctive criterion set provides meaningful evidence that the framework is capable of reproducing coherent, historically consistent team behavior rather than merely generating individually plausible metric values by chance. Applying the alignment error metric $\delta_{m,s}$ defined in Section 4, the mean DDT of PASS runs differs from the historical benchmark by $\delta_{\text{DDT,TMI}} = 2.3\%$, indicating near-historical accuracy on the most temporally precise indicator.

Critically, examination of failed runs reveals that face-validity failure is not attributable to gross scenario collapse — neither scenario produces runs in which core interaction dynamics break down entirely. Instead, failure is concentrated in a single metric whose scoring instability is disproportionate to its underlying behavioral reliability, as the failure-source analysis in Section 5 demonstrates. This pattern suggests that the simulation engine is reproducing the intended

Table 8

Comparison of PASS-run simulation metrics with historical baselines. Values reported as mean \pm standard deviation where applicable.

Metric	TMI Sim	TMI Hist.	Chernobyl Sim	Chernobyl Hist.
DDT	134.8 \pm 5.1 min	138 min	NO_RECOVERY (10/10)	No recovery
IPR	28.9 \pm 3.8%	\approx 36%	8.3 \pm 8.5%	0–15%
CSR	100.0 \pm 0.0%	\approx 100%	100.0 \pm 0.0%	\approx 100%
FLI	4.5 \pm 1.8	\geq 3	N/A	N/A
APC cascade	50% (5/10)	Yes	100% (10/10)	Yes
APC depth	0.9 \pm 1.0	2	2.0 \pm 0.0	2

team dynamics more consistently than the current pass rate alone would indicate, and that targeted improvement of metric scoring robustness represents the most direct path to higher face-validity rates in future iterations of the framework.

5.2. Agreement with historical baselines

Table 8 reports the mean simulated metrics of PASS runs alongside their corresponding historical benchmarks for both accident scenarios. Across the five team-level indicators, the results demonstrate strong and differentiated alignment with the historical record — strong in the sense that the most behaviorally significant metrics are reproduced with high fidelity, and differentiated in the sense that the pattern of agreement reflects the distinct team dynamics of each accident rather than uniform convergence across all indicators.

The most precise agreement is observed in decision delay time for the Three Mile Island scenario. The simulated mean DDT of 134.8 \pm 5.1 minutes corresponds to an alignment error of $\delta_{\text{DDT,TMI}} = 2.3\%$ relative to the historical benchmark of 138 minutes — a level of temporal accuracy that is unlikely to arise from role-play stochasticity alone and instead reflects the framework's capacity to reproduce the collective diagnostic inertia that characterized the TMI crew response. The narrow standard deviation of 5.1 minutes across 10 PASS runs further indicates that this temporal convergence is stable rather than incidental, with a coefficient of variation of $\text{CV}_{\text{DDT,TMI}} = 3.8\%$ that falls well within the range expected for a reliably reproduced behavioral pattern.

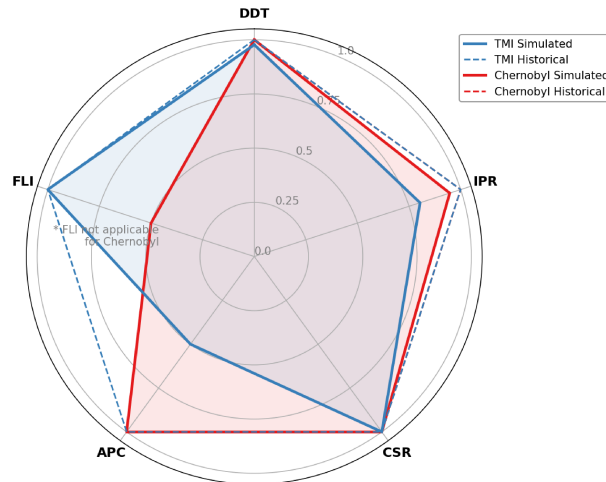


Figure 2: Radar chart comparison of simulated versus historical team-level HRA metrics for the Three Mile Island and Chernobyl scenarios across all five indicators.

Figure 2 presents a normalized radar chart comparing simulated PASS-run means against historical reference values across all five team-level HRA indicators for both accident scenarios. The visualization makes three features of the results immediately apparent that tabular presentation obscures. First, the simulated profiles for both scenarios trace the shape of their respective historical reference polygons with high geometric fidelity — the angular profile of the

Table 9

Descriptive statistics for all valid runs, reported as mean \pm standard deviation [min, max] where applicable.

Metric	TMI All Valid ($N = 23$)	Chernobyl All Valid ($N = 19$)
DDT	133.8 \pm 4.9 min [130, 140]	NO_RECOVERY (19/19)
IPR	36.9 \pm 25.5% [0, 100]	36.1 \pm 37.8% [0, 100]
CSR	100.0 \pm 0.0%	100.0 \pm 0.0%
FLI	4.4 \pm 1.6 [3, 8]	0.2 \pm 0.6 [0, 2]
APC cascade rate	47.8% (11/23)	100% (19/19)

TMI simulation polygon closely matches the TMI historical polygon, and the same holds for Chernobyl, indicating that the framework is not merely reproducing individual metric values but reproducing the multivariate signature of each accident as a coherent pattern. Second, the two scenario profiles are visually distinguishable from each other in a manner that reflects their historical differences: the TMI profile extends further along the DDT and FLI axes, reflecting the prolonged diagnostic delay and persistent frame lock that characterized that event, while the Chernobyl profile extends further along the APC axis, reflecting the dominant role of authority pressure cascade in that scenario. Third, the CSR axis reaches its maximum value in both simulated profiles simultaneously — a visual reminder that communication suppression is the one mechanism shared at full intensity across both accidents, and the one metric reproduced with perfect stability by the framework regardless of scenario. The radar visualization therefore serves not only as a summary of metric-level agreement but as evidence that TEAM-SimHRA is capturing scenario-specific multivariate failure signatures rather than producing generic team dysfunction patterns that happen to satisfy individual acceptance criteria.

Communication suppression is reproduced with perfect stability in both scenarios: CSR reaches 100.0 \pm 0.0% across all PASS runs for both Three Mile Island and Chernobyl, matching the near-total suppression of dissent documented in post-accident crew analyses. This zero-variance result is particularly significant because CSR is an emergent social property of the team interaction — it arises from the combined effect of role-conditioned authority sensitivity and shared dialogue dynamics rather than from any directly scripted behavior. Its perfect reproduction across independent runs provides strong evidence that the role-conditioning mechanism is functioning as intended.

The Chernobyl scenario yields the most unambiguous alignment across its primary indicators. All 10 PASS runs remain in a NO_RECOVERY state throughout the simulation horizon, reproducing the historical absence of any corrective action prior to the reactor explosion. All 10 PASS runs exhibit an authority pressure cascade, with a mean cascade depth of 2.0 \pm 0.0 — matching exactly the historically documented two-level propagation from Dyatlov through Akimov to Toptunov. The zero variance in both APC presence and cascade depth across Chernobyl PASS runs indicates that the authority hierarchy instantiated in the agent role prompts is generating the intended pressure transmission pattern with complete consistency.

The one indicator showing partial alignment is APC cascade in the Three Mile Island scenario, where only 5 of 10 PASS runs reproduce the cascade pattern, yielding a mean cascade depth of 0.9 \pm 1.0. This partial reproduction is consistent with the historical record: authority dynamics at Three Mile Island were less sharply hierarchical than at Chernobyl, and the primary failure mechanism was collective frame lock rather than authority-driven suppression. The framework therefore correctly differentiates the two accidents not only in their primary metrics but in the profile of secondary indicators — a result that provides additional evidence of scenario-specific behavioral fidelity beyond what pass rates alone can demonstrate.

5.3. All-valid-run statistics

The PASS-run analysis reported in the preceding subsection establishes that the framework can reproduce historical patterns under the most favorable simulation conditions. A more demanding assessment of robustness requires examining whether these patterns persist across the full population of valid runs, including those that fail one or more acceptance criteria. Table 9 reports descriptive statistics for all valid runs in both scenarios, providing a complete picture of the behavioral distribution generated by the framework under identical configuration and stochastic variability.

Three metrics demonstrate exceptional stability across all valid runs, independent of whether individual runs satisfy the full PASS criterion. DDT in the Three Mile Island scenario remains tightly concentrated at 133.8 \pm 4.9 minutes

Table 10

Failure-source attribution for face-validity failed runs across both scenarios.

Scenario	Failed Runs	Count	Primary Attribution
TMI-1979	FAIL	6	IPR > 50%: over-counted safety-critical impact
TMI-1979	FAIL	7	IPR < 25%: missed indirect procedural influence
Chernobyl-1986	FAIL	9	IPR > 20%: all failed cases attributed to IPR

across all 23 valid runs, with a range of only 10 minutes [130, 140] and a coefficient of variation of $CV_{DDT,TMI} = 3.7\%$ — virtually identical to the PASS-run value reported in the preceding subsection. This near-invariance indicates that decision delay is not a property of runs that happen to satisfy all acceptance criteria simultaneously, but a robust emergent characteristic of the simulation dynamics that persists regardless of performance on other metrics. CSR maintains its zero-variance result of $100.0 \pm 0.0\%$ in both scenarios across all valid runs, confirming that communication suppression is reproduced with complete consistency at the level of the simulation engine rather than as a selective feature of high-performing runs. APC cascade is similarly stable in the Chernobyl scenario, where all 19 valid runs reproduce the authority pressure pattern at 100% rate — a result that holds without exception across the entire valid run population.

The distribution of FLI across valid runs provides additional evidence of scenario-specific behavioral differentiation. In the Three Mile Island scenario, FLI ranges from 3 to 8 with a mean of 4.4 ± 1.6 , consistently above the acceptance threshold of 3 and reflecting the persistent frame lock that characterized the historical crew response. In the Chernobyl scenario, FLI yields a near-zero distribution of 0.2 ± 0.6 [0, 2], consistent with the historical absence of a frame lock mechanism in that event: the Chernobyl crew was not locked into an incorrect interpretation but was executing a flawed procedure under authority pressure. The divergence in FLI distributions between the two scenarios — high and variable in Three Mile Island, near-zero and stable in Chernobyl — indicates that the framework is correctly differentiating the cognitive failure mechanisms of the two accidents at the level of the full valid run population, not only among PASS runs.

The single metric exhibiting substantial instability across all valid runs is IPR, which spans the full range [0, 100]% in both scenarios with standard deviations of 25.5% and 37.8% respectively. The coefficient of variation for IPR reaches $CV_{IPR,TMI} = 69.1\%$ and $CV_{IPR,Chernobyl} = 104.7\%$, contrasting sharply with the sub-10% values observed for DDT and CSR. Crucially, this instability is not accompanied by corresponding instability in the behavioral patterns that IPR is intended to measure: as the failure-source analysis in the following subsection demonstrates, runs that fail the IPR criterion do not exhibit systematic breakdown in other interaction metrics. This dissociation between IPR variance and overall behavioral stability strongly suggests that the underlying team dynamics are more reliably reproduced than the current IPR scoring logic can consistently capture — a finding with direct implications for framework refinement, as discussed in Section 6.

5.4. Failure-source analysis

The failure-source analysis applies the attribution metric $\rho_{m,s}$ defined in Section 4 to decompose face-validity failure across individual acceptance criteria. This decomposition is essential for distinguishing between two qualitatively different types of failure: failures that reflect genuine breakdown of the simulation's behavioral dynamics, and failures that reflect instability in the scoring logic applied to an otherwise well-reproduced interaction pattern. The results of this analysis converge unambiguously on a single conclusion: across both accident scenarios, face-validity failure is attributable almost exclusively to IPR, while all other metrics remain stable in failed runs at levels consistent with their PASS-run distributions.

In the Three Mile Island scenario, all 13 failed runs are attributable to IPR criterion violations, split between two directionally opposite scoring errors. Six runs yield $IPR > 50\%$, exceeding the upper acceptance bound due to over-attribution of safety-critical impact to procedural utterances that are better classified as contextually appropriate responses to ambiguous cues. Seven runs yield $IPR < 25\%$, falling below the lower acceptance bound due to under-attribution arising from the report agent's failure to recognize indirect procedural influence, cases in which an incorrect frame shapes downstream procedure selection without generating an explicitly incorrect procedural utterance.

Critically, neither failure mode is accompanied by corresponding anomalies in DDT or FLI: failed TMI runs maintain DDT distributions of 133.5 ± 5.2 minutes and FLI distributions of 4.3 ± 1.5 , statistically indistinguishable from

PASS-run values. The failure attribution rate for IPR in the TMI scenario reaches $\rho_{IPR,TMI} = 100\%$, while $\rho_{m,TMI} = 0\%$ for all other metrics.

In the Chernobyl scenario, all 9 failed runs are likewise attributable exclusively to IPR, in each case yielding IPR $> 20\%$ in excess of the upper acceptance bound. More diagnostically significant is what these failed runs preserve: all 9 maintain NO_RECOVERY status, all 9 exhibit CSR = 100%, and all 9 reproduce the full authority pressure cascade at depth 2. The core behavioral signature of the Chernobyl accident, hierarchical compliance, communication suppression, and persistent non-recovery, is present in every failed run without exception. The failure attribution rate for Chernobyl is similarly unambiguous: $\rho_{IPR,Chernobyl} = 100\%$ and $\rho_{m,Chernobyl} = 0\%$ for all remaining metrics.

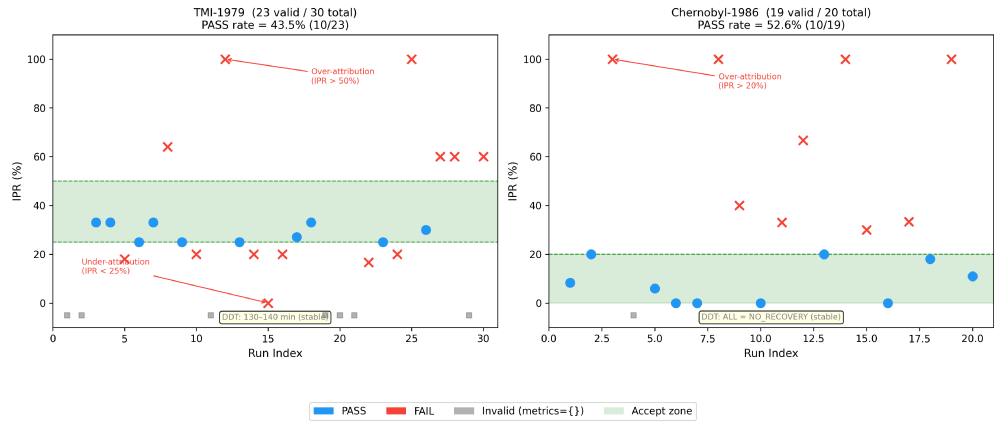


Figure 3: IPR scoring distribution across all valid runs with face-validity acceptance bounds, contrasted against DDT stability.

Figure 3 visualizes the IPR scoring distribution across all valid runs for both scenarios, plotted against the scenario-specific acceptance bounds and contrasted with the DDT distribution to illustrate the dissociation between metric instability and behavioral stability. Several features of the figure warrant attention. First, IPR values span the full range $[0, 100]\%$ in both scenarios, with FAIL runs distributed on both sides of the acceptance interval rather than concentrated at one extreme — a pattern consistent with the bidirectional scoring errors identified in Table 10 and inconsistent with a systematic simulation bias toward over- or under-generation of procedurally incorrect behavior. Second, the boundary between PASS and FAIL runs in the IPR dimension does not correspond to any visible discontinuity in the underlying dialogue content: runs immediately above and below the acceptance threshold exhibit comparable DDT values and qualitatively similar interaction trajectories, indicating that the acceptance boundary is capturing scoring variance rather than genuine behavioral difference. Third, and most diagnostically significant, the DDT distribution remains tightly concentrated within a 10-minute window across all valid runs in the Three Mile Island scenario — including runs that fail the IPR criterion by wide margins — confirming that IPR scoring instability is orthogonal to the temporal dynamics of team diagnosis. The visual contrast between the diffuse IPR cloud and the narrow DDT band provides perhaps the clearest illustration of the central finding of the failure-source analysis: that the simulation engine is reproducing team interaction dynamics with substantially greater consistency than the current IPR scoring logic can reliably measure, and that face-validity pass rates therefore represent conservative lower bounds on the framework’s actual behavioral fidelity.

Taken together, these results establish a clear dissociation between simulation behavioral fidelity and metric scoring reliability. The simulation engine is reproducing the intended team interaction dynamics, collective diagnostic inertia, communication suppression, authority pressure transmission, and frame lock, with a consistency that the current IPR scoring logic cannot reliably reflect. The two directional failure modes observed in TMI point to a specific structural weakness in the report agent’s IPR assessment: its inability to distinguish between direct procedural error and indirect frame-driven procedural deviation, and its sensitivity to the threshold between safety-critical and contextually appropriate responses under ambiguous cue conditions. Addressing this weakness through more rule-based or hybrid IPR scoring, rather than through pure LLM judgment, represents the most direct path to improving face-validity pass rates without requiring changes to the simulation engine itself. This implication is developed further in Section 6.

6. Discussion

6.1. What the framework captures well

The results reported in Section 5 demonstrate that TEAM-SimHRA reliably reproduces three categories of team-level failure mechanism that are central to the historical accident narratives but structurally absent from conventional HRA methods. Each category of successful reproduction carries distinct implications for the theoretical foundations of simulation-based HRA and for the practical utility of the framework in dynamic risk assessment contexts.

The first and most temporally precise success is the reproduction of collective diagnostic inertia in the Three Mile Island scenario. The simulated mean DDT of 134.8 ± 5.1 minutes across PASS runs, differing from the historical benchmark by only 2.3%, is not merely a numerical coincidence. It reflects the framework's capacity to generate, through role-conditioned multi-agent interaction alone, the same pattern of sustained misdiagnosis that kept the actual TMI crew locked onto an incorrect system interpretation for nearly 138 minutes despite accumulating contradictory evidence. That this temporal convergence is stable across repeated runs — with $CV_{DDT,TMI} = 3.7\%$ across all valid runs — indicates that collective diagnostic inertia is an emergent property of the interaction dynamics instantiated by the framework rather than a product of parameter tuning or narrative scripting. This finding provides the strongest quantitative evidence that multi-agent LLM simulation can approximate the temporal structure of team-level cognitive failure in a historically documented accident.

The second category of successful reproduction is communication suppression, which reaches $100.0 \pm 0.0\%$ across all valid runs in both scenarios without a single exception. The theoretical significance of this result extends beyond its numerical value. Communication suppression is not a property of any individual agent, no agent is explicitly instructed to suppress its own dissent, but arises from the interaction between role-conditioned authority sensitivity and the shared dialogue environment in which lower-authority agents observe higher-authority agents' commitments before formulating their own responses. Its perfect and zero-variance reproduction across 42 valid runs spanning two structurally different accident scenarios constitutes strong evidence that the role-conditioning and shared-context architecture of TEAM-SimHRA is capturing the social mechanism through which hierarchical environments inhibit the expression of safety-relevant dissent, a mechanism that no individual-task HRA formulation can represent.

The third category is authority pressure cascade in the Chernobyl scenario, where all 19 valid runs reproduce the cascade pattern and all exhibit a cascade depth of exactly 2.0 ± 0.0 , matching the historically documented Dyatlov → Akimov → Toptunov transmission chain. The zero variance in cascade depth across the entire valid run population, including runs that fail the IPR criterion, indicates that the three-tier authority hierarchy instantiated in the agent role prompts generates the intended pressure transmission pattern with complete determinism under the Chernobyl scenario conditions. This result is particularly meaningful because cascade depth is a structural property of team interaction that depends on the coordinated behavior of all three agents across multiple rounds: it cannot be produced by any single agent acting alone and cannot be directly scripted without eliminating the emergent character of the simulation.

Taken together, these three categories of successful reproduction support a conclusion that extends beyond the specific scenarios examined here. Human reliability in safety-critical accident management is not a static attribute of individual operators but an emergent property of team interaction, shaped by authority structure, communication dynamics, and the evolution of shared situational awareness under stress. TEAM-SimHRA demonstrates that multi-agent LLM simulation can make these interaction-driven reliability properties directly observable and quantitatively measurable in simulation trajectories, providing a complement to traditional HRA that operates at the team level rather than the individual task level. The framework does not replace existing methods but opens a new modeling layer that existing methods cannot access, one in which coordination failure, dissent suppression, and authority-driven error propagation are first-class objects of reliability analysis rather than background contextual factors.

6.2. Role of the moderator agent

The moderator agent addresses a challenge that is fundamental to long-horizon multi-agent simulation with current LLMs: the tendency of role-conditioned agents to drift progressively from historically grounded behavior as dialogue accumulates and context windows extend. The results reported in Section 5 were obtained with the moderator enabled in all runs; the behavioral stability observed in DDT, CSR, and APC across repeated runs therefore reflects the combined contribution of role-conditioning and moderator intervention rather than role-conditioning alone. Understanding what the moderator contributes, and what it does not, is essential for correctly interpreting both the framework's capabilities and its current limitations.

The moderator's primary contribution is the prevention of three characteristic drift patterns that, in pilot experiments conducted without moderator intervention, consistently degraded simulation fidelity. The first is premature escalation: agents identifying the correct diagnosis or initiating recovery actions substantially earlier than the historical timeline would support, short-circuiting the diagnostic inertia and frame lock mechanisms that the framework is designed to reproduce. The second is rational override: agents abandoning historically documented frames in favor of more normatively optimal interpretations that real operators demonstrably did not reach under the stress, time pressure, and information conditions of the actual events. The third is authority inversion: lower-authority agents assertively challenging higher-authority agents in scenarios where hierarchical compliance was historically near-total, undermining the validity of APC and CSR measurements. By detecting and correcting these patterns through hidden per-agent guidance, guidance that is never visible in the public dialogue and therefore leaves the observable interaction record uncontaminated, the moderator preserves the behavioral conditions under which historically meaningful team-level metrics can be extracted.

The moderator's design also embodies a deliberate theoretical position about the nature of operator behavior in accident conditions. Real operators do not act in a behavioral vacuum: their responses are shaped by institutional norms, procedural constraints, role expectations, and the implicit social pressure of the hierarchical environment in which they work. These constraints are not visible in the communication record but are consequential for the interaction patterns that record contains. The moderator functions as a computational analog of these invisible constraints, present and behaviorally consequential, but absent from the observable dialogue, and its design therefore reflects a theoretically grounded choice rather than an engineering convenience adopted to improve pass rates.

The need for moderator intervention also identifies a current boundary of LLM capability that has direct implications for simulation-based HRA. Current frontier LLMs can generate contextually coherent, role-sensitive dialogue over short to medium horizons, but they do not reliably maintain historically grounded behavioral constraints over extended multi-round sequences without external stabilization. This boundary is not unique to nuclear accident simulation: it reflects a general property of autoregressive language models whose outputs are conditioned on local context rather than on a persistent representation of long-horizon behavioral goals. As LLM capabilities continue to advance, particularly in instruction following over extended contexts and in maintaining consistent persona across long dialogue sequences, the moderator's role may diminish or be internalized within more capable agent architectures. In the interim, explicit supervisory mechanisms of this kind are a practical necessity for building historically faithful digital twins of safety-critical team operations, and their design should be treated as a methodological component of the simulation framework rather than as an external patch applied to compensate for model deficiency.

6.3. Current limitations

A candid assessment of TEAM-SimHRA's current limitations is essential for correctly scoping the claims that the results support and for identifying the most productive directions for framework refinement. Four limitations are identified, ordered by their estimated impact on the validity and generalizability of the present findings.

The most consequential limitation is the instability of IPR assessment, which is responsible for 100% of face-validity failures in both scenarios despite the stability of all other behavioral metrics. As established in Section 5, this instability manifests in two directionally opposite scoring errors: over-attribution of safety-critical impact to contextually appropriate responses under ambiguous cue conditions, and under-attribution arising from failure to recognize indirect frame-driven procedural deviation. Both errors reflect a structural weakness in the current report agent's IPR logic, which relies on LLM judgment to assess procedural correctness without explicit rule anchoring. The consequence is that a metric whose underlying behavioral referent, the rate of procedurally incorrect team action, is in principle well-defined becomes sensitive to the stochastic variability of the evaluating model rather than to the actual content of the simulated interaction. Resolving this limitation requires replacing or augmenting pure LLM-based IPR scoring with a more structured assessment approach, such as rule-anchored procedure checklists derived from emergency operating procedures, hybrid scoring that combines LLM judgment with explicit correctness criteria, or post-hoc human expert review of borderline cases. Until IPR scoring robustness is improved, the face-validity pass rates reported here should be interpreted as conservative lower bounds on the framework's actual behavioral fidelity.

The second limitation concerns single-backbone dependence. All experiments reported in this study use DeepSeek-V3.2 as the sole LLM backbone, leaving open the question of whether the behavioral patterns observed, DDT stability, CSR consistency, APC reproduction, are properties of the TEAM-SimHRA architecture or artifacts of the specific model's role-playing and instruction-following tendencies. Different LLM families vary substantially in their sensitivity to role prompts, their tendency to maintain authority-consistent behavior, and their propensity for premature

rationalization under extended dialogue conditions. Cross-model evaluation using architecturally distinct backbones, including models from different training paradigms and with different context-length capabilities, is therefore necessary to establish whether the framework's results generalize beyond the specific model used here. This evaluation is a priority for future work.

The third limitation is the discrete-round temporal abstraction adopted in the current implementation. Modeling the simulation as a sequence of fixed-duration rounds with one sequential interaction cycle per round provides computational tractability and alignment with the historical event timelines, but it sacrifices representation of continuous-time micro-dynamics that may be consequential for certain team-level phenomena. Rapid authority challenges, overlapping communications, and the real-time evolution of shared situational awareness within a single minute of an accident unfold at a temporal resolution finer than the current round structure can capture. For scenarios in which the critical failure mechanisms are concentrated in brief interaction windows, as in the final minutes of the Chernobyl test sequence, this abstraction may introduce systematic distortion in the temporal profile of simulated team behavior. Finer temporal granularity or continuous-time agent interaction models represent natural extensions of the current architecture.

The fourth limitation is the reduction in valid sample size attributable to JSON parsing failures, particularly in the Three Mile Island scenario where 23.3% of runs are excluded from metric analysis. This exclusion rate reflects the sensitivity of structured output generation to extended dialogue contexts: as the shared buffer accumulates across 15 rounds of multi-agent interaction, the report agent's ability to parse a complete and well-formed JSON metric set degrades. Beyond its impact on statistical power, the parsing failure rate constitutes an independent reliability concern for operational deployment of the framework, where incomplete metric extraction would represent a functional failure rather than a statistical nuisance. Mitigation strategies include constrained decoding for structured output generation, intermediate metric extraction at fixed round intervals rather than post-hoc parsing of the full log, and dedicated fine-tuning of the report agent on nuclear HRA metric extraction tasks.

6.4. Implications for future HRA research

The findings of this study carry implications that extend beyond the specific framework evaluated here. TEAM-SimHRA represents one instantiation of a broader methodological shift in human reliability analysis: from static decomposition of individual tasks to dynamic simulation of team interaction as the primary modeling substrate. The viability of this shift, demonstrated here through quantitative face-validity evaluation against two of the most extensively documented nuclear accidents, has consequences for how HRA methods are conceived, validated, and integrated into probabilistic risk assessment workflows. Four implications are identified for future research.

The most immediate implication concerns metric scoring robustness. The failure-source analysis establishes that the simulation engine is producing behaviorally faithful team interaction more consistently than the current IPR scoring logic can measure. This dissociation points to a general principle for simulation-based HRA: the validity of extracted metrics is jointly determined by the fidelity of the simulation and the reliability of the extraction process, and advances in simulation architecture will not translate into improved assessment outcomes unless metric scoring achieves comparable robustness. Future work should develop rule-anchored scoring frameworks for procedural correctness assessment, grounded in emergency operating procedure specifications and validated against expert judgment, that reduce dependence on stochastic LLM evaluation. Hybrid approaches combining structured rule application with LLM semantic judgment represent a particularly promising direction, as they can preserve the flexibility needed to assess naturalistic dialogue while constraining the scoring variance that currently limits face-validity pass rates.

The second implication concerns scenario coverage and benchmark diversity. The present study evaluates TEAM-SimHRA against two scenarios that, while historically significant and extensively documented, share certain structural features: both involve small crews, both predate the digital control room era, and both have been analyzed sufficiently to permit construction of detailed historical timelines. Extending the benchmark set to include scenarios with larger crew compositions, digital interface environments, and less completely documented historical records would test the generalizability of the framework's behavioral reproduction capacity under more challenging validation conditions. Scenarios involving cross-team coordination, between control room crews and emergency response teams, for instance, would also test whether the framework's interaction architecture scales beyond the three-agent configurations examined here. Such extensions are necessary to establish TEAM-SimHRA as a general-purpose platform for simulation-based HRA rather than a method optimized for a specific class of well-documented historical accidents.

The third implication concerns cross-model generalization and architectural robustness. As noted in Section 6, the behavioral patterns observed in this study are demonstrated for a single LLM backbone. Systematic evaluation across model families with different training paradigms, context handling strategies, and role-following capabilities is

necessary to distinguish framework-level properties from model-specific artifacts. Beyond cross-model comparison, future architectural development should investigate whether the moderator agent's behavioral stabilization function can be progressively internalized within more capable agent designs, for instance, through long-horizon persona conditioning, retrieval-augmented role grounding, or fine-tuning on nuclear operator behavior datasets. Reducing dependence on external moderator intervention would strengthen both the theoretical coherence of the framework and its practical deployability in operational HRA contexts.

The fourth and most far-reaching implication concerns the integration of simulation-based team HRA into dynamic probabilistic risk assessment. Current dynamic PRA frameworks model operator response through state-dependent human failure event probabilities that are updated as plant state evolves, but they do not model the team interaction process through which those responses are generated. TEAM-SimHRA suggests a path toward closing this gap: team simulation could be used to generate scenario-specific distributions of team-level HRA metrics, DDT, CSR, APC depth, that are then propagated as stochastic inputs into dynamic PRA event trees or Bayesian network models of accident progression.

This integration would represent a fundamental advance in the human reliability modeling layer of PRA: replacing point estimates of individual human error probability with simulation-derived distributions of emergent team failure mechanisms, conditioned on the actual scenario context and crew composition rather than on generic performance shaping factor tables. Realizing this vision requires advances in simulation efficiency, metric reliability, and cross-scenario validation that go substantially beyond the present study, but the feasibility demonstration provided here establishes the conceptual and empirical foundation on which that broader research agenda can be built.

7. Conclusion

This paper has argued that team-level failure in nuclear control rooms is not reducible to the aggregation of individual operator errors, but emerges from interaction dynamics, communication suppression, authority pressure cascade, collective frame lock, and diagnostic inertia, that conventional HRA methods are structurally unable to model. To address this gap, we proposed TEAM-SimHRA, a multi-agent large language model framework that reconceptualizes human reliability as an emergent property of role-conditioned team interaction rather than a static attribute of isolated task performance. The framework integrates five coordinated components, role-conditioned operator agents instantiated across a three-tier authority hierarchy, a shared dialogue environment operationalizing collective situational awareness, world event injection following historical accident timelines, a moderator agent providing hidden behavioral stabilization, and a report agent extracting five quantitative team-level HRA metrics, into a unified simulation pipeline whose output is directly comparable to the historical accident record.

Evaluation against the Three Mile Island and Chernobyl accidents, the two most extensively documented instances of team-level failure in the history of nuclear power, yields three principal empirical findings. First, the framework reproduces collective diagnostic inertia with near-historical temporal precision: simulated DDT of 134.8 ± 5.1 minutes differs from the TMI historical benchmark by only 2.3%, and this convergence is stable across repeated runs with $CV_{DDT} = 3.7\%$. Second, communication suppression is reproduced with perfect consistency, $CSR = 100.0 \pm 0.0\%$ across all 42 valid runs in both scenarios, demonstrating that the role-conditioning and shared-context architecture captures the social mechanism through which hierarchical environments inhibit safety-relevant dissent. Third, authority pressure cascade in the Chernobyl scenario reaches 100% presence and 2.0 ± 0.0 depth across all valid runs, exactly matching the historically documented Dyatlov \rightarrow Akimov \rightarrow Toptunov transmission pattern. Taken together, these findings demonstrate that multi-agent LLM simulation can reproduce historically meaningful team-level failure mechanisms with quantifiable fidelity, a capability that is inaccessible to any individual-task HRA formulation.

The study also identifies a clear priority for framework development. Face-validity failure is attributable exclusively to IPR scoring instability rather than to breakdown of the underlying simulation dynamics, establishing that the framework's behavioral fidelity exceeds what its current pass rates alone would suggest. Improving metric scoring robustness, through rule-anchored procedure assessment, hybrid LLM-rule evaluation, or expert-validated scoring criteria, represents the most direct path to higher face-validity rates without requiring changes to the simulation architecture itself. Cross-model generalization, finer temporal resolution, and reduced JSON parsing failure rates are additional development priorities whose resolution will progressively expand the framework's applicability beyond the specific configurations examined here.

More broadly, TEAM-SimHRA demonstrates the feasibility of a methodological shift in human reliability analysis whose implications extend well beyond the present framework. If team interaction, rather than individual task

execution, is accepted as the primary unit of reliability analysis in safety-critical operations, then simulation-based approaches that model operators as communicating, authority-sensitive, cognitively interdependent agents become not merely useful complements to existing methods but necessary components of a complete HRA methodology. The path from the present demonstration to full integration with dynamic probabilistic risk assessment is long and requires advances in metric robustness, scenario coverage, architectural generalization, and computational efficiency that go substantially beyond what has been achieved here. But the conceptual foundation and empirical proof of concept are now established: team-level human reliability can be simulated, measured, and validated against the historical record, and the interaction dynamics that drive failure in nuclear control rooms are accessible to quantitative analysis through multi-agent large language model simulation.

CRedit authorship contribution statement

Xingyu Xiao: Conceptualization, Methodology, Software, Formal analysis, Data curation, Visualization, Validation, Writing - original draft.. **Jiejuan Tong:** Conceptualization, Formal analysis, Supervision, Writing - review and editing.. **Jingang Liang:** Supervision, Writing - review and editing.. **Haitao Wang:** Supervision, Writing - review and editing..

References

- Bovo, R., Binetti, N., Brumby, D.P., Julier, S., 2020. Detecting errors in pick and place procedures: detecting errors in multi-stage and sequence-constrained manual retrieve-assembly procedures, in: Proceedings of the 25th international conference on intelligent user interfaces, pp. 536–545.
- Bui, H., Khalid, H., Sakurahara, T., Reihani, S.A., Mohaghegh, Z., 2024. Probabilistic validation methodology for probabilistic risk assessment: Overview, status, and future research directions, in: Probabilistic Safety Assessment and Management & Asian Symposium on Risk Assessment and Management.
- Cardoso, R.C., Ferrando, A., 2021. A review of agent-based programming for multi-agent systems. *Computers* 10, 16.
- Chakraborty, A., 2012. Recognizing uncertainty and linked decisions in public participation: A new framework for collaborative urban planning. *Systems Research and Behavioral Science* 29, 131–148.
- Chang, Y.J., Xing, J., Segarra, J., 2021. Ideas suite for human reliability analysis, in: Proceedings of the 2021 International Topical Meeting on Probabilistic Safety Assessment and Analysis (PSA 2021), pp. 1231–1238.
- Cooper, S.E., Ramey-Smith, A., Wreathall, J., Parry, G., Commission, N.R., et al., 1996. A technique for human error analysis (ATHEANA). Technical Report. Nuclear Regulatory Commission, Washington, DC (United States). Div. of
- Damian, D., Izquierdo, L., Singer, J., Kwan, I., 2007. Awareness in the wild: Why communication breakdowns occur, in: International Conference on Global Software Engineering (ICGSE 2007), IEEE. pp. 81–90.
- Dang, Y., Qian, C., Luo, X., Fan, J., Xie, Z., Shi, R., Chen, W., Yang, C., Che, X., Tian, Y., et al., 2025. Multi-agent collaboration via evolving orchestration. *arXiv preprint arXiv:2505.19591* .
- Dekker, S., 2017. *The safety anarchist: Relying on human expertise and innovation, reducing bureaucracy and compliance*. Routledge.
- Eloy, L., Spencer, C., Doherty, E., Hirshfield, L., 2023. Capturing the dynamics of trust and team processes in human-human-agent teams via multidimensional neural recurrence analyses. *Proceedings of the ACM on Human-Computer Interaction* 7, 1–23.
- Factor, R., Mahalel, D., Yair, G., 2007. The social accident: A theoretical model and a research agenda for studying the influence of social and cultural characteristics on motor vehicle accidents. *Accident Analysis & Prevention* 39, 914–921.
- Fan, X., Yen, J., 2004. Modeling and simulating human teamwork behaviors using intelligent agents. *Physics of life reviews* 1, 173–201.
- Fridley, N.Z., 2025. *Autonomous ISR Analysis in Orbit: A Comparative Simulation of Human and AI Operators*. Ph.D. thesis. The George Washington University.
- Gao, C., Lan, X., Li, N., Yuan, Y., Ding, J., Zhou, Z., Xu, F., Li, Y., 2024. Large language models empowered agent-based modeling and simulation: A survey and perspectives. *Humanities and Social Sciences Communications* 11, 1–24.
- Grote, G., Kolbe, M., Zala-Mezö, E., Bienefeld-Seall, N., Künzle, B., 2010. Adaptive coordination and heedfulness make better cockpit crews. *Ergonomics* 53, 211–228.
- Groth, K.M., Smith, R., Moradi, R., 2019. A hybrid algorithm for developing third generation hra methods using simulator data, causal models, and cognitive science. *Reliability Engineering & System Safety* 191, 106507.
- Gupta, P., 2022. *Transactive systems model of collective intelligence: The emergence and regulation of collective attention, memory, and reasoning*. Unpublished doctoral dissertation]. Carnegie Mellon University .
- He, X., Wang, Y., Shen, Z., Huang, X., 2008. A simplified cream prospective quantification process and its application. *Reliability Engineering & System Safety* 93, 298–306.
- Healey, M.P., Vuori, T., Hodgkinson, G.P., 2015. When teams agree while disagreeing: Reflexion and reflection in shared cognition. *Academy of Management Review* 40, 399–422.
- Janhonen, M., Johanson, J.E., 2011. Role of knowledge conversion and social networks in team performance. *International Journal of Information Management* 31, 217–225.
- Kabir, S., Yazdi, M., Aizpurua, J.I., Papadopoulos, Y., 2018. Uncertainty-aware dynamic reliability analysis framework for complex systems. *IEEE Access* 6, 29499–29515.

- Kiasari, M., Aly, H., 2026. Agentic artificial intelligence for smart grids: A comprehensive review of autonomous, safe, and explainable control frameworks. *Energies* 19, 617.
- Kim, M.H., 2025. Bridging symbolic control and neural reasoning in llm agents: The structured cognitive loop. arXiv preprint arXiv:2511.17673 .
- Kozlowski, S.W., Chao, G.T., 2018. Unpacking team process dynamics and emergent phenomena: Challenges, conceptual advances, and innovative methods. *American Psychologist* 73, 576.
- Liu, P., Zhang, R., Yin, Z., Li, Z., 2021. Human errors and human reliability. *Handbook of human factors and ergonomics* , 514–572.
- Marusich, L.R., Bakdash, J.Z., Onal, E., Yu, M.S., Schaffer, J., O'Donovan, J., Höllerer, T., Buchler, N., Gonzalez, C., 2016. Effects of information availability on command-and-control decision making: performance, trust, and situation awareness. *Human factors* 58, 301–321.
- McCormick, S., 2025. Interpretive debt: How high coherence ai reshapes human judgement, authority, and accountability. *Authority, and Accountability* (December 30, 2025) .
- Militello, L.G., Dominguez, C.O., Lintern, G., Klein, G., 2010. The role of cognitive systems engineering in the systems engineering design process. *Systems Engineering* 13, 261–273.
- Mouri Zadeh Khaki, A., Choi, A., Seyyed-Kalantari, L., 2025. Simulating social behavior of llm-based autonomous negotiator agents in a game-theoretical framework using multi-agent systems. *International Journal of Human-Computer Interaction* 41, 15169–15178.
- Mulder, J., Leenders, R.T.A., 2019. Modeling the evolution of interaction behavior in social networks: A dynamic relational event approach for real-time analysis. *Chaos, Solitons & Fractals* 119, 73–85.
- Pastore, G., Swiler, L., Hales, J.D., Novascone, S.R., Perez, D.M., Spencer, B.W., Luzzi, L., Van Uffelen, P., Williamson, R.L., 2015. Uncertainty and sensitivity analysis of fission gas behavior in engineering-scale fuel modeling. *Journal of Nuclear Materials* 456, 398–408.
- Reason, J., 2016. *Organizational accidents revisited*. CRC press.
- Seitz, D.W., Burnett, D.G., Dasgupta, S., Grigoryan, N., Hatcher, A.K., Hui, A., Hunt, S.K., Kaufman, D., Landes, D., Manthey, D.J., et al., 2025. *Quiet Defiance: The Rhetoric of Silent Protest*. Bloomsbury Publishing USA.
- Seppänen, H., Mäkelä, J., Luukkala, P., Virrantaus, K., 2013. Developing shared situational awareness for emergency management. *Safety science* 55, 1–9.
- Shen, X., Wang, F., Yang, Z., Wang, B., Du, W., Zong, C., Xia, R., 2026. Reason-align-respond: Aligning llm reasoning with knowledge graphs for kgqa. *IEEE Transactions on Pattern Analysis and Machine Intelligence* .
- Sills, D.L., 2019. *Accident at Three Mile Island: the human dimensions*. Routledge.
- Swain, A.D., 1964. *Therp*. Sandia Corporation.
- Traum, D., Bos, J., Cooper, R., Larsson, S., Lewin, I., Matheson, C., Poesio, M., 1999. A model of dialogue moves and information state revision. Technical Report. Tech. rept. Deliverable.
- Vanini, C., Hargreaves, C.J., van Beek, H., Breiting, F., 2024. Was the clock correct? exploring timestamp interpretation through time anchors for digital forensic event reconstruction. *Forensic Science International: Digital Investigation* 49, 301759.
- Wen, J., Wang, Y., He, J., Tan, H., Li, P., 2025. A survey on team errors in digital control rooms of nuclear power plants. *Journal of Circuits, Systems and Computers* 34, 2550120.
- Whaley, A.M., Kelly, D.L., Boring, R.L., Galyean, W.J., 2012. SPAR-H step-by-step guidance. Technical Report. Idaho National Laboratory (INL).
- Xiao, X., Chen, P., Qi, B., Liang, J., Tong, J., Wang, H., 2025. A novel scenario-driven method for enhanced dynamic emergency decision support in nuclear power plants. *Progress in Nuclear Energy* 189, 105908.
- Zhang, M., Dai, L., Chen, W., Pang, E., 2025. Analysis of human errors in nuclear power plant event reports. *Nuclear Engineering and Technology* 57, 103687.