

Geometric properties of the Lebesgue function

Leoakdia Białas-Cieź¹, Stefano De Marchi^{2*}, Mateusz Suder¹

^{1*}Faculty of Mathematics and Computer Science, Jagiellonian University, Kraków, Poland.

²Department of Medicine, University of Padova, Padova, Italy.

*Corresponding author(s). E-mail(s): stefano.demarchi@unipd.it;
Contributing authors: leokadia.bialas-ciez@uj.edu.pl;
suder.mateusz00@gmail.com;

Abstract

We present a collection of observations concerning the peculiar behavior of the Lebesgue function in the setting of the interval $[-1, 1] \subset \mathbb{R}$ and the square $[-1, 1]^2 \subset \mathbb{R}^2$. We provide numerical results and formulate several open problems related to the geometry of the Lebesgue function.

Keywords: Lebesgue function, interpolation nodes, Lebesgue constant, convexity, Padua points, Morrow-Patterson points.

1 Introduction

Let N_n be the dimension of the space $\mathcal{P}_n(\mathbb{R}^N)$ of polynomials of N variables and of degree at most n , i.e. $N_n = \binom{N+n}{n}$. For a compact set $E \subset \mathbb{R}^N$ with nonempty interior consider a family of points $\mathcal{X}_n = \{x_1, \dots, x_{N_n}\} \subset E$ that form a unisolvent set for $\mathcal{P}_n(\mathbb{R}^N)$, i.e. the determinant of the Vandermonde matrix $[x_j^\alpha]_{j=1, \dots, N_n, |\alpha| \leq n}$ at these points does not vanish. As usual, $z^\alpha = z_1^{\alpha_1} \dots z_N^{\alpha_N}$ for $z \in \mathbb{R}^N$ and multiindex α . Let $\mathcal{C}(E)$ be the set of continuous functions on E . For any $f \in \mathcal{C}(E)$, let $L_n f$ be the interpolation polynomial of f related to points from \mathcal{X}_n given in the following form

$$L_n f(x) = \sum_{j=1}^{N_n} f(x_j) \ell_j(x), \quad \ell_j(x) = \ell_{x_j}^{\mathcal{X}_n}(x) = \frac{V(x_1, \dots, x_{j-1}, x, x_{j+1}, \dots, x_{N_n})}{V(x_1, \dots, x_{N_n})}, \quad x \in \mathbb{R}^N,$$

where $V(t_1, \dots, t_{N_n})$ is the determinant of the Vandermonde matrix $[t_j^\alpha]_{j=1, \dots, N_n, |\alpha| \leq n}$ and ℓ_j is called the j th *fundamental Lagrange interpolation polynomial*. The *Lebesgue function* is defined by

$$\lambda_n(x) = \lambda_n^{\mathcal{X}_n}(x) := \sum_{j=1}^{N_n} |\ell_j(x)| \tag{1}$$

and the *Lebesgue constant* is its sup norm on E , i.e.,

$$\Lambda_n = \Lambda_n(E, \mathcal{X}_n) := \max\{\lambda_n(x) : x \in E\} = \|\lambda_n\|_E. \tag{2}$$

The Lebesgue function (1) and the Lebesgue constant (2) play a significant role in interpolation and approximation theory. Indeed, it is well known that Λ_n is equal to the norm of the interpolation projection $L_n : \mathcal{C}(E) \ni f \mapsto L_n f \in \mathcal{P}_n(\mathbb{R}^N)$. Moreover,

the Lebesgue inequality provides a bound on the interpolation error in terms of Λ_n . Additionally, the Lebesgue function λ_n controls the stability of the operator L_n , due to the following estimate

$$|L_n f(x) - L_n g(x)| \leq \lambda_n(x) \|f - g\|_{\mathcal{X}_n}$$

for any $x \in E$ and functions $f, g \in \mathcal{C}(E)$. Finally, the Lebesgue constant represents the conditioning of the interpolation problem, as

$$\|p_n - \tilde{p}_n\|_E \leq \Lambda_n \|u - \tilde{u}\|_{\mathcal{X}_n}, \quad (3)$$

where $u = (u_1, \dots, u_{N_n})$, $u_i = p_n(x_i)$, $p_n \in \mathcal{P}_n$, while \tilde{u} , $\tilde{u}_i = \tilde{p}_n(x_i)$ is a perturbation of u and \tilde{p}_n the corresponding interpolating polynomial.

The paper is organized as follows. In Section 2 we consider problems concerning the geometry of the Lebesgue function for interpolation sets on the interval.

In Subsection 2.1. we study the problem of the maximal points of the Lebesgue function for interpolation nodes on the interval. We briefly review several known cases in which the set of maximal points is explicitly known. We provide a general bound on the separation of interpolation nodes from the endpoints of the interval under which the maximum of the Lebesgue function does not occur at the boundary.

Subsection 2.2. focuses on determining the intervals of convexity of the Lebesgue function for interpolation nodes on the interval. We discuss several general observations and present numerical experiments for two specific sets of interpolation nodes, namely the Chebyshev points of the first and second kinds.

In Section 3. we consider the problem of local maxima of the two-dimensional Lebesgue function for the Padua points and the Morrow-Patterson points and discuss the geometry of the corresponding surface of the Lebesgue function. Based on numerical experiments, we give the lower bound for the number of local maxima and present examples for which the Lebesgue function may possess a larger number of local maxima.

Section 4. is devoted to concluding remarks and open problems. We formulate three questions for further research. They concern the distribution of interpolation nodes with regards to the location of global maxima of the Lebesgue function, and its convexity and concavity properties. In addition, we ask about the number of local maxima of the Lebesgue function on the square.

2 One-dimensional case

Let $I := [-1, 1]$ and \mathcal{X}_n be a family of strictly increasing nodes in I : $-1 \leq x_1 < \dots < x_{n+1} \leq 1$. It is well known that in this case the interpolation fundamental Lagrange polynomials can be written in the form

$$\ell_j(x) = \prod_{k=1, k \neq j}^{n+1} \frac{x - x_k}{x_j - x_k}, \quad j = 1, \dots, n+1, \quad x \in I.$$

Consider the Lebesgue function $\lambda_n = \sum_{j=1}^{n+1} |\ell_j|$ related to \mathcal{X}_n . The minimal value of λ_n in I is equal to 1 and is attained only at points of \mathcal{X}_n .

2.1 Maximum points of the Lebesgue function

If $x_{n+1} < 1$ then $|\ell_j|$ for every j is strictly increasing and convex in $(x_{n+1}, 1)$ and thus the Lebesgue function shares the same properties there. Similarly, λ_n is strictly decreasing and convex in $[-1, x_1]$ for $x_1 > -1$.

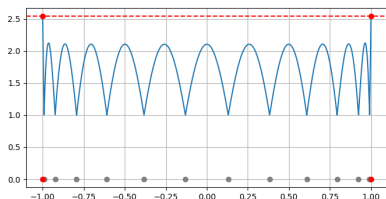
Moreover, the Lebesgue function is piecewise polynomial. To be more precise, consider an interval $(x_k, x_{k+1}) \subset I$ for $k = 1, \dots, n$. Then there exists a polynomial $p_k \in \mathcal{P}_n$

such that $p_k = \lambda_n$ in $[x_k, x_{k+1}]$. By analyzing the zeros of the derivative of p_k , one can show that λ_n attains its maximum on $[x_k, x_{k+1}]$ at exactly one point, see [11]. Thus, at the node x_k , the Lebesgue function takes the value 1, then it increases until a local maximum, and afterward it decreases back to 1 at x_{k+1} .

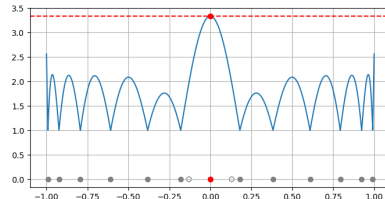
We are interested in such points in I where the Lebesgue function λ_n attains its maximum on I . Let

$$A = A(\mathcal{X}_n) := \{x \in I : \lambda_n(x) = \Lambda_n\}.$$

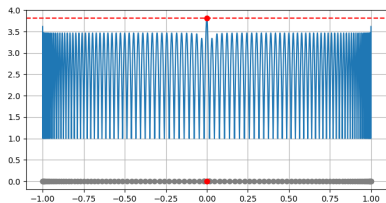
Observe that A is a discrete set and its cardinality does not exceed $n + 2$. Moreover, $\mathcal{X}_n \cap A = \emptyset$, $n \geq 1$. The structure of the set A seems very difficult to study. Even a slight perturbation of the nodes may completely disrupt it, see Fig. 1. The classical cases, now fairly well understood, required extensive and laborious investigation.



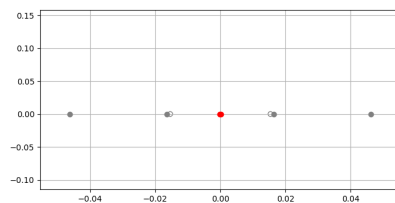
(a) Lebesgue function for 10 Chebyshev points. Gray points indicate Chebyshev nodes.



(b) Lebesgue function for 10 Chebyshev nodes, where two central nodes were moved outward by 0.05. Hollow gray points are the original positions of the moved nodes.



(c) Lebesgue function of 100 Chebyshev points with two central points moved outward by 0.001.



(d) Close-up view of the interpolation nodes from (c). Hollow gray points are the original positions of the moved nodes.

Fig. 1: Lebesgue function of the Chebyshev nodes of the first kind and the effect of a small perturbation of the nodes.

For the equidistant nodes $x_j = -1 + \frac{2(j-1)}{n}$, $j = 1, \dots, n + 1$, the set A consists of two symmetric points with respect to zero: one of them is contained in (x_1, x_2) , and the other in its symmetric counterpart $(x_n, x_{n+1}) = (-x_2, -x_1)$. Moreover, $\Lambda_n \sim \frac{2^{n+1}}{en \log n}$, as $n \rightarrow \infty$.

The Lebesgue function of the Chebyshev nodes (of the first kind) $x_j = -\cos \frac{(2j-1)\pi}{2n+2}$, $j = 1, \dots, n + 1$, attains its maximal value precisely at -1 and 1 , so $A = \{-1, 1\}$, as was shown in 1965 by Powell. A classical Bernstein result states that $\Lambda_n \sim \frac{2}{\pi} \log(n + 1)$, $n \rightarrow \infty$.

The set A for the Chebyshev-Lobatto nodes consisting of extremal points of the Chebyshev polynomial of degree n , i.e. $x_j = -\cos \frac{(j-1)\pi}{n}$, $j = 1, \dots, n + 1$, depends on the parity of n . Specifically, if n is odd, then $A = \{0\}$, and A contains two symmetric points close to zero if n is even. However, numerical experiments show that $-1 \in A$ after removing this point from the set of nodes. The Lebesgue constant for the

Chebyshev–Lobatto nodes has the same asymptotic growth as that for the Chebyshev points.

The Chebyshev nodes of the second kind: $x_j = -\cos \frac{j\pi}{n+2}$, $j = 1, \dots, n+1$ lie in the interior of I and $A = \{-1, 1\}$. For these points, the exact value of the Lebesgue constant is known to be $\Lambda_n = n+1$.

The extended Chebyshev nodes $x_j = -\cos \frac{(2j-1)\pi}{2n+2} \cdot (\cos \frac{\pi}{2n+2})^{-1}$, $j = 1, \dots, n+1$ appear to have a nearly optimal Lebesgue constant [8]. Namely, their Λ_n satisfies inequalities (4), see below. The endpoints of I belong to this family of nodes, and the set A contains one or two points at or near zero (respectively), depending on the parity of n .

Bernstein already observed that there exists a set of nodes $\mathcal{X}_n^* \subset I$ satisfying the optimality condition:

$$\min_{\mathcal{X}_n \subset I} \Lambda_n(I, \mathcal{X}_n) = \Lambda_n(I, \mathcal{X}_n^*) =: \Lambda_n^*.$$

In 1978 Kilgore [9] and de Boor, Pinkus [3] proved that if $-1, 1 \in \mathcal{X}_n$ and the cardinality of $A(\mathcal{X}_n)$ is maximal, i.e. $\text{card } A(\mathcal{X}_n) = n$, then $\mathcal{X}_n = \mathcal{X}_n^*$. This result resolves the long-standing Bernstein-Erdős conjecture. A nice estimate for Λ_n^* was proved by Brutman in [5]

$$0.5212 + \frac{2}{\pi} \log(n+1) < \Lambda_n^* < 0.75 + \frac{2}{\pi} \log(n+1) \quad \text{for all } n = 1, 2, \dots \quad (4)$$

The number 0.5212 is a close approximation of the quantity $\frac{2}{\pi}(\gamma + \log \frac{4}{\pi})$, where γ denotes the Euler constant.

If necessary, taking a subinterval $I' \subset I$ and an affine transformation between I' and I , we see that $\Lambda_n^* \leq \Lambda_n(I, \mathcal{X}_n)$ for any family of nodes $\mathcal{X}_n \subset I$. Hence the assumption $-1, 1 \in \mathcal{X}_n$ is not needed for the left-hand side inequality in (4), and so

$$0.5212 + \frac{2}{\pi} \log(n+1) < \Lambda_n(\mathcal{X}_n) \quad \text{for all } n = 1, 2, \dots \text{ and any } \mathcal{X}_n. \quad (5)$$

Very recently, Terence Tao proved in [14] that the estimate

$$\|\lambda_n\|_{[a,b]} > \frac{2}{\pi} \log(n+1) - \mathcal{O}(1)$$

holds for every $-1 \leq a < b \leq 1$, thereby solving Erdős-Turán Problem 1153 in [2].

However, the right-hand inequality in (4) regards optimal family of nodes \mathcal{X}_n^* containing the endpoints of I . We can slightly rescale \mathcal{X}_n^* to obtain a new set of nodes \mathcal{X}_n^{**} contained in the interior of I , for which the same estimate still holds. But what does ‘slightly’ mean? In the following, we provide a necessary condition on a family of nodes $\mathcal{X}_n \subset (-1, 1)$ ensuring that $A(\mathcal{X}_n) \subset (-1, 1)$. In other words, we are interested in such nodes that their Lebesgue function attains its maximum in the interior of I .

Proposition 1. *Let*

$$a(n) := \log \left[2 - \left(\frac{2}{\pi} \log(n+1) + 0.5212 \right)^{-1} \right] \quad \text{for } n > 1.$$

Then

$$1 - \frac{a(n)}{n^2} \leq x_{n+1} \implies 1 \notin A(\mathcal{X}_n),$$

$$x_1 \leq -\left(1 - \frac{a(n)}{n^2}\right) \implies -1 \notin A(\mathcal{X}_n).$$

Proof. We restrict ourselves to x_1 . The case $x_1 = -1$ is obvious, so we may assume that $x_1 > -1$. Consider such a polynomial $p \in \mathcal{P}_n$ that $\lambda_n = p$ on the interval $[-1, x_1]$.

By Taylor's theorem, it follows that

$$\lambda_n(-1) = p(-1) \leq \sum_{j=0}^n \frac{1}{j!} |p^{(j)}(x_1)| (1+x_1)^j = |p(x_1)| + \sum_{j=1}^n \frac{1}{j!} |p^{(j)}(x_1)| (1+x_1)^j.$$

Since $p(x_1) = \lambda_n(x_1) = 1$, using j -th iteration of the classical Markov inequality: $\|p'\|_I \leq n^2 \|p\|_I$, we get

$$\lambda_n(-1) \leq 1 + \sum_{j=1}^n \frac{1}{j!} n^{2j} \|p\|_I (1+x_1)^j < 1 + \|p\|_I [\exp(n^2(1+x_1)) - 1]. \quad (6)$$

Let $c_j = \frac{|\ell_j(-1)|}{\ell_j(-1)}$ for $j = 1, \dots, n+1$. Then for $x \in [-1, x_1]$ we have

$$\lambda_n(x) = \sum_{j=1}^{n+1} |\ell_j(x)| = \sum_{j=1}^{n+1} c_j \ell_j(x) = p(x).$$

For an arbitrary interval (x_k, x_{k+1}) , $k \in \{1, \dots, n\}$, or $(x_{n+1}, 1)$ (if it is not empty), all Lagrange fundamental polynomials ℓ_j are of constant signs, and consequently,

$$\lambda_n = \sum_{j=1}^{n+1} |\ell_j| = \max_{\alpha_1, \dots, \alpha_{n+1} \in [-1, 1]} \sum_{j=1}^{n+1} \alpha_j \ell_j \geq \sum_{j=1}^{n+1} c_j \ell_j = p.$$

Similarly, $\lambda_n \geq -p$, and thus $|p| \leq \lambda_n$ in every interval (x_k, x_{k+1}) , $(-1, x_1)$, $(x_{n+1}, 1)$, so $\|p\|_I \leq \|\lambda_n\|_I = \Lambda_n$. Applying this estimate and the assumption of the proposition to (6), we obtain

$$\lambda_n(-1) < 1 + \Lambda_n [\exp(a(n)) - 1] = \Lambda_n \left[\frac{1}{\Lambda_n} + \exp(a(n)) - 1 \right].$$

From inequality (5) that holds for any family \mathcal{X}_n and $n \geq 1$, we have

$$\lambda_n(-1) < \Lambda_n \left[\frac{1}{0.5212 + \frac{2}{\pi} \log(n+1)} + 2 - \frac{1}{0.5212 + \frac{2}{\pi} \log(n+1)} - 1 \right] = \Lambda_n.$$

□

Observe that the function $a = a(x)$ is strictly increasing and tends to $\log 2$ as $x \rightarrow \infty$. We can verify that $a(2) > 0.166$, $a(9) > 0.4$, $a(38) > 0.5$ to obtain concrete examples. The inverse function of a is

$$N(b) := \exp \left[\frac{\pi}{2} \left(\frac{1}{2-e^b} - 0.5212 \right) \right] - 1, \quad a(2) \leq b < \log 2.$$

Since the range of $a(n)$ for $n > 1$ is $[a(2), \log 2) \approx [0.166, 0, 693]$ we can formulate the statement of the proposition in the following way.

Theorem 1. *For any $b \in [0.166, 0.693]$ and $n \geq N(b)$*

$$x_1 \leq -\left(1 - \frac{b}{n^2}\right) \implies \lambda_n(-1) < \Lambda_n,$$

$$1 - \frac{b}{n^2} \leq x_{n+1} \implies \lambda_n(1) < \Lambda_n.$$

In particular, $\lambda_n(1) < \Lambda_n$ in each of the example cases below

- $1 - \frac{1}{2n^2} \leq x_{n+1}$ and $n > 37$,
- $1 - \frac{2}{5n^2} \leq x_{n+1}$ and $n > 8$,
- $1 - \frac{0.166}{n^2} \leq x_{n+1}$ and $n > 1$.

Remark 1. Note that Chebyshev nodes \mathcal{X}_n of the first and of the second kind have extreme points at a distance of order $\mathcal{O}(\frac{1}{n^2})$ from the endpoints of the interval I , but the maximum value of their Lebesgue function is attained at -1 and 1. This can be clarified by examining the coefficient of $\frac{1}{n^2}$ for these classical nodes. Namely, for the Chebyshev nodes of the first kind, we have

$$1 + x_1 = 1 - \cos \frac{\pi}{2n+2} \sim \frac{\pi^2}{8} \frac{1}{n^2} \approx 1, 2 \frac{1}{n^2},$$

and for the second kind:

$$1 + x_1 = 1 - \cos \frac{\pi}{n+2} \sim \frac{\pi^2}{2} \frac{1}{n^2} \approx 4, 9 \frac{1}{n^2}.$$

The coefficients larger than $\log 2$ explain why in both cases the conclusion of Theorem 1 fails.

Corollary 1. *Scaling the set \mathcal{X}_n that contains the endpoints of I , by a constant $c_n \in [1 - \frac{a(n)}{n^2}, 1)$, yields a new family of nodes*

$$\mathcal{X}'_n \subset [-c_n, c_n] \subset (-1, 1)$$

such that

$$\Lambda_n(I, \mathcal{X}'_n) = \Lambda_n(I, \mathcal{X}_n).$$

In particular, by means of extended Chebyshev points, we can obtain a concrete family of nodes separated from the endpoints of I , with a nearly optimal Lebesgue constant satisfying inequalities (4).

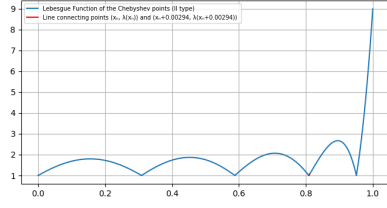
2.2 Piecewise concavity and convexity of the Lebesgue function

In 1974 Neuman claimed that the Lebesgue function λ_n is strictly concave in each interval (x_k, x_{k+1}) , $k = 1, \dots, n$, see [12]. The conjecture seems to be true when examining the graphs of the Lebesgue function for the classical interpolation nodes, see Fig.1 a) and Fig.2 a). In any interval between consecutive Chebyshev nodes, λ_n is concave in a segment close to the point where the local maximum is reached, as was proved in [5]. However, Brutman gave a counterexample in 1997 showing that λ_5 related to nodes $\{-1, -\alpha, 0, \alpha, 1\}$ with $\alpha < 0.45$ is convex near α in $(\alpha, 1)$. But these nodes are far from optimal, because the Lebesgue constant for these nodes is greater than 2,66, e.g. $\Lambda_4 = 3.29$ for $\alpha = 0.4$, whereas for the Chebyshev nodes $\Lambda_4 = 2$.

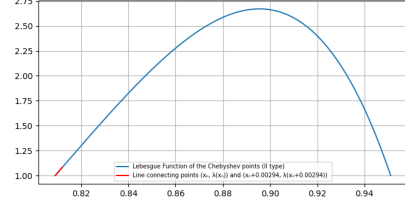
However, numerical experiments show that, even for the classical sets of interpolation points such as Chebyshev nodes of the first and second kind, the Lebesgue function is convex on certain subintervals of (x_1, x_2) and their symmetric counterparts for sufficiently large n .

Numerical experiments suggest that this behaviour extends to other subintervals as well, see Table. 1 and Table. 2, where we state the lowest degree of the Lebesgue function for which every of the m intervals (x_k, x_{k+1}) , $k = 1, \dots, m$ contains a convex subinterval near the right endpoint x_{k+1} (left endpoint for their symmetric counterparts). More precisely, for every $k = 1, \dots, m$ there exists $\varepsilon_{k,n} > 0$ such that the restriction of the Lebesgue function to (x_k, x_{k+1}) is convex on $(x_{k+1} - \varepsilon_{k,n}, x_{k+1})$, where $\varepsilon_{k,n}$ depends on both the index k and the degree n . The provided numerical results are restricted to $m = 1, \dots, 20$ for the Chebyshev points of the second kind and $m = 1, 2, 3$ for the Chebyshev points of the first kind.

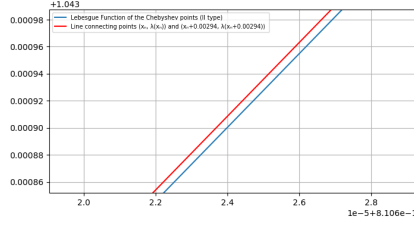
The above convexity results were obtained by computing the finite differences of the Lebesgue function over relevant intervals with fixed degrees n . The computations were performed using the *Chebfun* package for MATLAB [7], and *mpmath* Python library for floating point arithmetic with arbitrary precision [15], to ensure the required numerical accuracy.



(a) Lebesgue function on $[0, 1]$

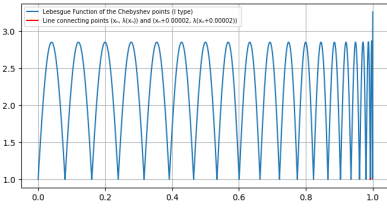


(b) Close up on the interval $[x_n, x_{n+1}]$

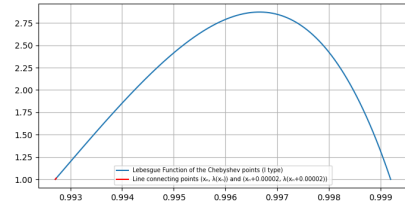


(c) Difference between the plots

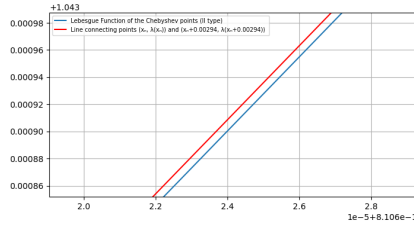
Fig. 2: Convexity of the Lebesgue function of Chebyshev points of the second kind for degree 8.



(a) Lebesgue function on $[0, 1]$



(b) Close up on the interval $[x_{n-1}, x_n]$



(c) Difference between the plots

Fig. 3: Convexity of the Lebesgue function for the Chebyshev points of the first kind for degree 38.

3 Two-dimensional case

3.1 Padua points

One of the most extensively studied sets of interpolation nodes in the bivariate setting are the Padua points on the square, introduced in [6]. They are the only known set of multivariate interpolation points for which the Lebesgue constant achieves the optimal lower bound for the rate of increase, namely $O(\log^2(n))$.

Let us denote Padua points as

$$Pad_n := \{(\mu_j, \eta_k), j = 1, \dots, n; k = 1, \dots, \lfloor \frac{n}{2} \rfloor + 1 + \delta_j\} \quad (7)$$

Table 1: Minimal degree n ensuring local convexity near x_{k+1} on (x_k, x_{k+1}) for every $k = 1, \dots, m$ for Chebyshev points of the second kind for $m = 1, \dots, 20$.

Index m	Min. degree n	Index m	Min. degree n
1	8	11	181
2	16	12	210
3	26	13	241
4	38	14	274
5	52	15	309
6	68	16	347
7	86	17	386
8	107	18	428
9	129	19	472
10	154	20	518

Table 2: Minimal degree n ensuring local convexity near x_{k+1} on (x_k, x_{k+1}) for every $k = 1, \dots, m$ for Chebyshev points of the first kind for $m = 1, 2, 3$.

Index m	Min. degree
1	38
2	230
3	1287

where

$$\mu_j = \cos\left(\frac{j\pi}{n}\right), \quad \eta_k = \begin{cases} \cos\left(\frac{(2k-2)\pi}{n+1}\right) & j \text{ odd} \\ \cos\left(\frac{(2k-1)\pi}{n+1}\right) & j \text{ even} \end{cases} \quad (8)$$

and $\delta_j = 0$ if j is odd and $\delta_j = 1$ if n and k are both odd, see Fig. 5.

The set of Padua points can also be introduced in several other ways, for instance through the self-intersections of certain Lissajous curves, as discussed in [4].

3.2 Morrow-Patterson points

Another set of interpolation nodes of interest on the square is the so-called Morrow-Patterson points.

$$MP_n := \{(\mu_j, \eta_k), j = 1, \dots, n; k = 1, \dots, \lfloor \frac{n}{2} \rfloor + 1 + \delta_j\}$$

where

$$\mu_j = \cos\left(\frac{j\pi}{n+2}\right), \quad \eta_k = \begin{cases} \cos\left(\frac{2k\pi}{n+3}\right) & j \text{ odd} \\ \cos\left(\frac{(2k-1)\pi}{n+3}\right) & j \text{ even} \end{cases}$$

and $\delta_j = 0$ if j is odd and $\delta_j = 1$ if n and k are both odd, see Fig. 6. We can also define the Morrow-Patterson points via the Padua points by the relationship

$$MP_n = Pad_{n+2} - \text{edge points.}$$

The Morrow-Patterson points are sub-optimal compared to Padua points in the sense that the Lebesgue constants of MP_n points grow asymptotically like $O(n^2)$ [1], [10].

3.3 Local maxima of the Lebesgue function on the square

As mentioned in Subsection 2.1, in the case of the interval, by considering the zeros of the derivative of the Lebesgue function restricted to (x_k, x_{k+1}) , one can show that λ_n

attains its maximum on $[x_k, x_{k+1}]$ at exactly one point. Consequently, the Lebesgue function of $n + 1$ nodes has at most n local maxima on the interval $[x_0, x_n]$.

We are interested in whether a similar estimate for the number of local maxima can be extended to the Lebesgue function on the square.

Our numerical experiments suggest that for the Padua points and the MP points the number of local maxima in the interior of the square is bounded from below by $\frac{n(n-1)}{2}$ and the number of local maxima on the whole square is bounded from below by $\frac{(n+1)(n+2)}{2}$. However, equality does not hold in general, see Table. 3 and Table. 4.

Table 3. Number of local maxima of Lebesgue function for Padua points.

deg. n	number of inner local maxima	number of local maxima
3	7	15
4	13	27
5	14	25
6	23	39
7	27	42
8	38	56

Table 4. Number of local maxima of Lebesgue function for MP points.

deg. n	number of inner local maxima	number of local maxima
3	9	18
4	8	17
5	27	38
6	19	32
7	27	42
8	36	53

Remark 2. Let \mathcal{A} be a set of interpolation nodes on a square. In every region separated by the curve $\{\ell_{A^0}^A(x, y) = 0\}$ for some $A^0 \in \mathcal{A}$, the fundamental polynomial $\ell_{A^0}^A(x, y)$ has a constant sign, see e.g. Fig. 4.

Notice that if the sum

$$\sum_{A \in \mathcal{A}, A \neq A^0} |\ell_A^A(x, y)|$$

grows more slowly than $|\ell_{A^0}^A(x, y)|$ in some neighborhood of the curve $\{\ell_{A^0}^A(x, y) = 0\}$, then their sum, i.e., $\lambda_n^A(x, y)$, will increase on both sides of the curve.

Numerical experiments show that for both Morrow-Patterson and Padua points, if a local maximum of

$$\sum_{A \neq A^0} |\ell_A(x, y)|$$

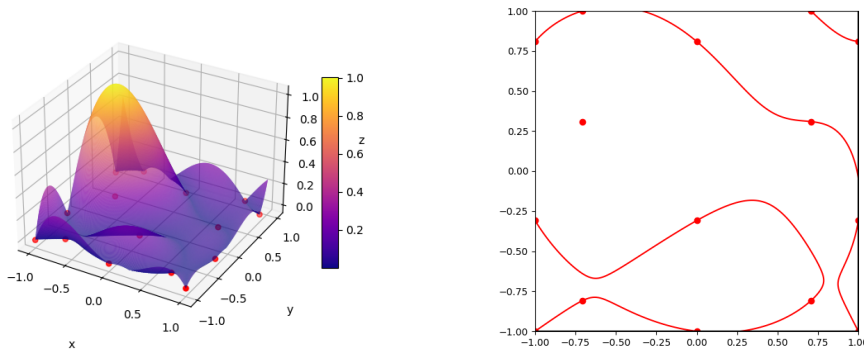
lies within a sufficiently close neighborhood of the curve $\{\ell_{A^0}(x, y) = 0\}$, this may result in additional local maxima of the Lebesgue function, depending on the respective rates of change, see Fig. 5 and Fig. 6.

4 Concluding remarks and open problems

As illustrated in Fig. 1, the location of the global maximum of the Lebesgue function in the interval can change even with minute changes of the interpolation nodes. We suspect that a condition on the node distribution over the entire interval, based on the covering radius with respect to an arccos-type metric, may provide further insight into the overall geometry of the Lebesgue function.

Proposition and Theorem proved in Subsection 2.1 provide a necessary condition for the Lebesgue function associated with a general family of nodes to attain its maximum at the point 1. A natural question is which sufficient conditions guarantee this property.

The degrees of the Lebesgue function for which it is convex on certain subintervals, discussed in Subsection 2.2, appear to become increasingly sparse for point sets in which the maximal difference between local maxima decreases. In particular, as point sets approach optimal interpolation nodes, the regions of convexity seem to diminish in size and occur less frequently. It remains an open question whether the Lebesgue function of optimal interpolation points on an interval contains any regions of convexity between interpolation points. Verifying such a property would be an interesting



(a) The absolute value of fundamental Lagrange polynomial $|\ell_A^{Pad}(x, y)|$ for the Padua points of degree 4 corresponding to the node $A = (\cos \frac{2\pi}{5}, \cos \frac{3\pi}{4})$. The red points denote the interpolation nodes.

(b) Plot of the curve $\{\ell_A^{Pad}(x, y) = 0\}$.

Fig. 4: The fundamental Lagrange polynomial corresponding to one of the Padua points.

problem for the characterization of optimal node sets. However, due to the high computational complexity of approximating those sets with high accuracy at large degrees, verifying this property numerically might prove challenging.

In the two-dimensional case, the number of local maxima for both the Padua and MP points appears to be the estimated lower bound increased by the number of additional maxima discussed in Remark 2 and illustrated in Fig. 5 and Fig. 6. Estimating the number of these additional maxima, as well as explicitly characterizing the conditions under which multiple nearby local maxima occur, would provide valuable insight into the general geometry of the Lebesgue function in the bivariate case.

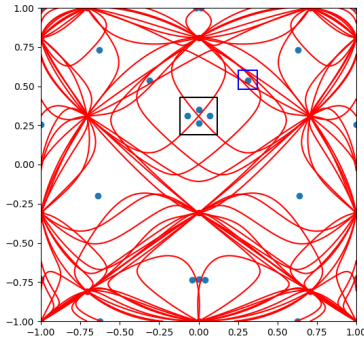
Acknowledgements. The collaboration of the authors in Padua, as well as the research stay of the third author in Kraków, were supported by the program Excellence Initiative at the Jagiellonian University in Krakow (ID.UJ). The second author thanks the INdAM-GNCS group, the thematic group on "Approximation Theory and Applications" of the Italian Mathematical Union and the Selçuk University, Department of Mathematics.

Declarations

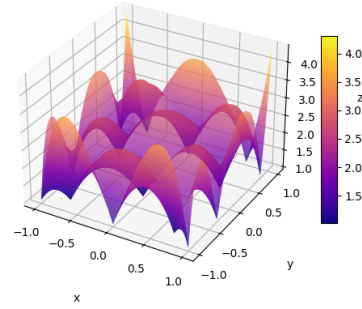
- Funding: not applicable
- Conflict of interest/Competing interests (check journal-specific guidelines for which heading to use): not applicable
- Ethics approval and consent to participate: not applicable
- Consent for publication: yes
- Data availability: not applicable
- Materials availability: not applicable
- Code availability: not applicable
- Author contribution: equally contributed

References

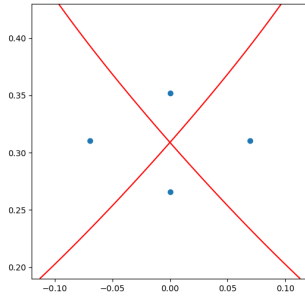
- [1] T. Beberok, L. Bialas-Ciez, S. De Marchi, *On the Lebesgue Constant of the Morrow–Patterson Points*, *Constr Approx* 63 (2026), 31–65.



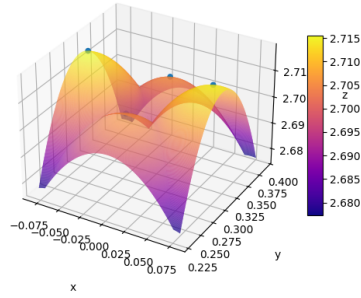
(a) Curves $\ell_A^{Pad}(x, y) = 0$ for all $A \in Pad_4$. The blue points indicate local maxima of the function $\lambda_n^{Pad}(x, y)$



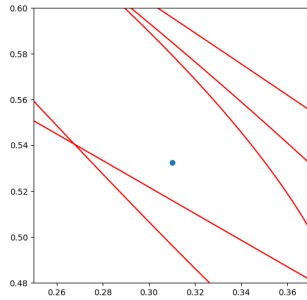
(b) Lebesgue function of the Padua points of degree 4.



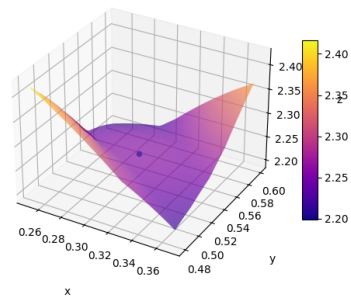
(c) Close up of the region outlined by the black square in (a).



(d) The surface of the Lebesgue function over the region in (c).



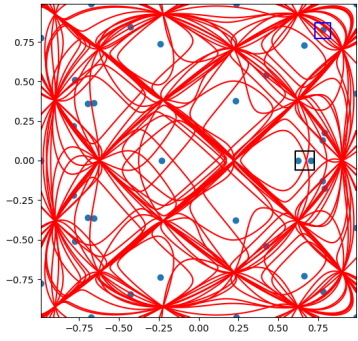
(e) Close up of the region outlined by the dark blue square in (a).



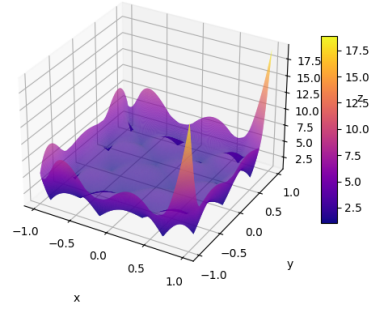
(f) The surface of the Lebesgue function over the region in (e).

Fig. 5: Lebesgue function and its local maxima for the Padua points of degree 4.

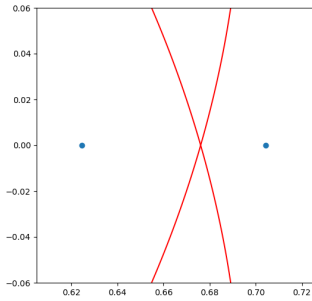
- [2] T. Bloom, *Erdős problems*, <https://www.erdosproblems.com/>.
- [3] C. de Boor, A. Pinkus, *Proof of the conjecture of Bernstein and Erdős concerning the optimal nodes for polynomial interpolation*, J. Approx. Theory 24 (1978), 289–303.
- [4] L. Bos, M. Caliari, S. De Marchi, M. Vianello, Y. Xu, *Bivariate Lagrange interpolation at the Padua points: the generating curve approach*, J. Approx. Theory 143 (2006), 15–25.



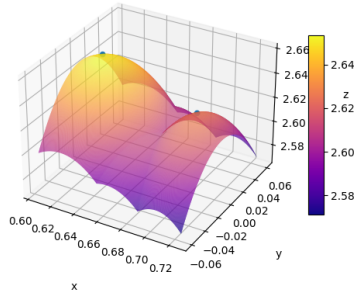
(a) Curves $\ell_A^{MP}(x, y) = 0$ for all $A \in MP_5$. The blue points indicate local maxima of the function $\lambda_n^{MP}(x, y)$



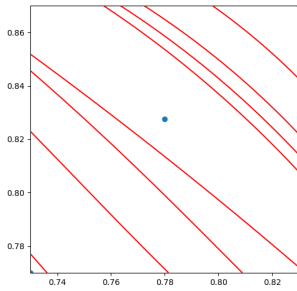
(b) Lebesgue function of the MP points of degree 5.



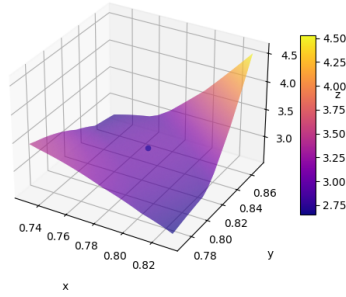
(c) Close up of the region outlined by the black square in (a).



(d) The surface of the Lebesgue function over the region in (c).



(e) Close up of the region outlined by the dark blue square in (a).



(f) The surface of the Lebesgue function over the region in (e).

Fig. 6: Lebesgue function and its local maxima for the MP points of degree 5.

- [5] L. Brutman, *On the Lebesgue function for polynomial interpolation*, SIAM J. Numer. Anal. 15 (1978), 694–704.
- [6] M. Caliari, S. De Marchi, M. Vianello, *Bivariate polynomial interpolation on the square at new nodal sets*, Appl. Math. Comput. 165 (2005), 261–274.
- [7] T. A. Driscoll, N. Hale, and L. N. Trefethen, editors, *Chebfun Guide*, Pafnuty Publications, Oxford, 2014.

- [8] B. A. Ibrahimoglu, *Lebesgue functions and Lebesgue constants in polynomial interpolation*, J. Inequal. Appl. (2016), 2016:93.
- [9] T. A. Kilgore, *A characterization of the Lagrange interpolation projections with minimal Tchebycheff norm*, J. Approx. Theory 24 (1978), 273–288.
- [10] J. Liu, L. Zhu, *Upper Bound for Lebesgue Constant of Bivariate Lagrange Interpolation Polynomial on the Second Kind Chebyshev Points*, J. Math. (2022), 5649969.
- [11] F. W. Luttmann, T. J. Rivlin, *Some numerical experiments in the theory of polynomial interpolation*, IBM J. Res. Develop. 9 (1965), 187–191.
- [12] E. Neuman, *Projections in uniform polynomial approximations*, Zastos. Mat. 14 (1974), 99–125.
- [13] T. J. Rivlin, *The Chebyshev Polynomials*, Wiley-Interscience, New York, 1974.
- [14] T. Tao, *Local Bernstein theory, and lower bounds for Lebesgue constants*, arXiv: 2603.21453, 2026.
- [15] The mpmath development team. *mpmath: a Python library for arbitrary-precision floating-point arithmetic (version 1.4.0)*, 2026. <http://mpmath.org/>