
Design and Report Benchmarks for Knowledge Work

Yining Hua¹ Hongbin Na² Cyrus Ayubcha¹ Levi Lian^{3,4*}

¹Harvard University ²University of Technology Sydney ³Stanford University ⁴Raycaster AI

yininghua@g.harvard.edu hongbin.na@student.uts.edu.au
cyrusayubcha@hms.harvard.edu levilian@raycaster.ai

Abstract

The development of LLM agents has led to a growing body of work on knowledge-work AI, including coding, research, and healthcare. However, current knowledge-work evaluation and benchmark design still largely follow the evaluation logic of traditional NLP tasks. As a result, higher benchmark performance does not reliably indicate that a system is better able to carry out knowledge work in real-world deployment settings. To help design better benchmarks, this paper contributes a three-step approach for making explicit how benchmarked tasks represent the work claims attached to their scores: defining the work activity under evaluation, specifying the tested setting, and scoring the appropriate work product. The paper first reviews work studies that motivate these reporting decisions by showing that knowledge work is organized through roles and responsibilities, local materials and tools, and artifacts that must be usable in downstream workflows. We then translate these concerns into benchmark design and reporting guidance, covering how benchmark tasks should be mapped to work activities, how tested settings should specify materials, tools, roles, and constraints, and how scoring should focus on the work product left by the system. To help name the work activity being evaluated and distinguish it from the benchmark tasks that are commonly tested, the paper derives an inventory of 18 work activities from the O*NET occupational task database. We demonstrate the approach through three benchmark case analyses: GDPVAL, a non-code occupational deliverable benchmark; OFFICEQA PRO, a grounded document-analysis benchmark scored by final answers; and APEX-SWE, a software-engineering benchmark with executable scored products. These case analyses show how benchmark design choices shape the strongest work claim a score can support, and where gaps arise between the benchmarked task, the tested setting, the scored product, and the broader work claim.

1 Introduction

Knowledge work is a broad category of labor in which knowledge serves as both the source material and the output of work [Drucker, 1999, Davenport, 2005]. It covers a large share of the labor market [Porat, 1977], including many occupations whose tasks center on information processing, judgment, communication, documentation, and coordination, as reflected in O*NET task statements [National Center for O*NET Development, 2026]. Because much computer-based work falls within this category, LLM systems are increasingly studied in relation to work-facing tasks [Eloundou et al., 2023, Brynjolfsson et al., 2025]. Recent studies evaluate agents that reason through intermediate steps [Yao et al., 2023], use external tools [Schick et al., 2023], coordinate across multiple agents [Wu et al., 2023], operate in web environments [Zhou et al., 2023], control desktop systems [Xie et al., 2024], and complete enterprise [Drouin et al., 2024] or office tasks [Wang et al., 2024b].

*Corresponding author.

Knowledge work differs from standard natural language processing (NLP) tasks such as information retrieval [Thakur et al., 2021], summarization [Nallapati et al., 2016, Narayan et al., 2018], and function-level code generation [Chen et al., 2021], which usually evaluate a bounded input-output behavior rather than the production of a work artifact within a situated workflow. Evaluation design and reporting guidance for this broader class of work remains underdeveloped; much LLM and agent evaluation is still organized around scenarios, component tasks, and metrics rather than work-product claims [Wang et al., 2024a, Liang et al., 2023]. In the context of knowledge-work agents, however, these scores are often inaccurately used to represent a system’s capability across a broader class of work, such as research synthesis, document revision, clinical triage, or administrative coordination.

This inference is fragile because the output of knowledge work cannot be understood only through its visible content. An answer, reply, or patch may have different meanings depending on the role, materials, setting, and receiving workflow in which it is produced. A benchmark that reports only the final output produced by a system, therefore, cannot show whether that output can support downstream coordination and continuation [Carlile, 2002, 2004, Malone and Crowston, 1994], such as being checked, revised, filed, executed, or used in a later workflow step. For instance, a patch may pass a benchmark oracle while failing developer expectations [Wang et al., 2025], and AI assistance can improve some knowledge tasks while worsening performance on others in field settings [Dell’Acqua et al., 2023].

To prevent a mismatch between what a benchmark score measures and the knowledge-work capability it is used to claim, this paper contributes a design and reporting approach for tying benchmark scores to broader work claims through three steps: defining the work activity under evaluation, specifying the tested setting, and scoring the appropriate work product. For each step, benchmark reports should state what is represented by the task, which setting simplifications are made for evaluation, and which parts of the broader work remain outside the score. Section 2 explains why work activity, tested setting, and downstream use matter for benchmark interpretation. Section 3 develops this three-step design and reporting approach as a reporting structure: (1) identify the work activity, (2) specify the tested setting, and (3) score the proper work product. It also derives an O*NET-based inventory for identifying work activities [National Center for O*NET Development, 2026]. Section 4 demonstrates the approach through three benchmark case analyses: GDPVAL, OFFICEQA PRO, and APEX-SWE. Section 5 discusses limitations, alternative interpretations, and future directions. Table 1 gives the definitions used throughout the paper.

Table 1: Definitions used in this paper.

Term	Definition
Knowledge work	A form of labor in which knowledge is both the source material and the output.
Work activity	A recurrent kind of work that appears across many occupations, such as analysis and coordination.
Benchmark task	The task given to a system in a benchmark, defined by the prompt, inputs, tools, environment, and expected submission.
Tested setting	The benchmark-defined version of the work setting, including the materials, tools, roles, file states, and workflow constraints under which the work activity is evaluated.
Work output	The visible content produced by the system, such as an answer, reply, paragraph, slide, code snippet, or document text.
Work product	The object left by the system for review, filing, execution, or downstream continuation. It may include visible content, source links, state changes, revision traces, assumptions, boundary notes, and handoff information.
Supported claim	The strongest claim a score can support, given the work activity, tested setting, and scored work product.

2 What Knowledge Work Requires

Knowledge work is commonly defined as labor in which knowledge is a primary input and output of work [Drucker, 1999, Davenport, 2005]. For benchmark design, the main issue is that scores are often attached to work-capability claims broader than the task, setting, or scored object actually tested. This paper therefore focuses on three aspects of representation that are often left implicit when NLP-style task scores are used to support claims about knowledge-work capability: what work the task represents, the conditions under which that work is tested, and the object evaluated as evidence of success. This focus is consistent with validity theory’s broader concern with score interpretation

and use [Messick, 1995, Kane, 2013], but the contribution here is a benchmark-design and reporting account rather than a full psychometric account.

Research on professional jurisdiction shows that expert work is organized through roles, authority, problem areas, and boundaries of responsibility [Abbott, 1988]. Freidson similarly describes professionalism as a form of specialized work organized around occupational control and responsibility [Freidson, 2001]. These accounts show that a visible output does not identify the work being evaluated by itself. Similar outputs can carry different responsibilities depending on whether they function as advice, analysis, documentation, review, or decision support.

Research on situated action shows that performance depends on the conditions in which action occurs. Situated-action theory argues that action is organized through local materials, tools, instructions, and social circumstances, rather than through an abstract task description alone [Suchman, 1987]. Distributed-cognition accounts similarly treat cognition as distributed across people, artifacts, and environments [Hutchins, 1995]. These accounts show that the same work activity can support different claims depending on the materials provided, tools available, role assigned, and workflow constraints imposed by the benchmark.

Research on boundary objects, knowledge transfer, and coordination shows that knowledge-work outputs often need to move across actors, systems, and dependent activities. Boundary-object work explains how artifacts support coordination across communities while remaining usable in different local contexts [Star and Griesemer, 1989]. Carlile’s work on knowledge boundaries shows that knowledge crossing organizational boundaries often requires representation, translation, and transformation [Carlile, 2002, 2004]. Coordination theory treats work as the management of dependencies among activities [Malone and Crowston, 1994]. These accounts direct attention to the object left for review, filing, execution, or continuation.

Work activity, tested setting, and work product do not provide an exhaustive theory of knowledge work or a complete account of benchmark quality. Other issues remain important, including task sampling, rubric design, grader reliability, metric aggregation, robustness, fairness, and consequences of use. Our narrower claim is that work activity, tested setting, and work product provide a minimum reporting structure for keeping knowledge-work benchmark scores tied to the work they actually represent and score.

3 A Three-Step Approach for Benchmark Design and Reporting

3.1 Define the work activity the benchmark is meant to represent

The first design question is what work activity the benchmark is meant to represent. This paper uses *work activity* as the reporting unit because common alternatives are either too narrow or too broad. A *component task* such as retrieval, summarization, classification, tool use, or answer generation is often too small for a knowledge-work claim. An *occupation* or *domain* such as medicine, law, finance, or software engineering is usually too broad, because it contains many activities with different materials, roles, products, and downstream uses. Work activity is the middle level needed here: it names the work being claimed while still allowing the benchmark report to explain how the task proxy, tested setting, and scored work product represent it.

Current knowledge-work benchmarks often define their scope through three types of labels. One is a domain or occupation label, such as “healthcare” [Arora et al., 2025], “legal” [Guha et al., 2023], “enterprise documents” [Opsahl-Ong et al., 2026], “office work” [Wang et al., 2024b], or “software engineering” [Kottamasu et al., 2026]. These labels are useful for locating a benchmark in an application area, but they are usually too broad to define the construct being evaluated. A domain or occupation contains many work activities with different roles, materials, decision boundaries, and standards of adequacy. This is a familiar problem in occupational analysis: occupational categories group heterogeneous tasks [Handel, 2016], while task statements provide a more direct description of what workers actually do [National Center for O*NET Development, 2026]. For benchmark design, the same issue appears when a score for “healthcare,” “legal,” or “software engineering” is read as evidence for the whole domain. Such a score may reflect strong performance on a small subset of activities while leaving other activities unsampled, weakly tested, or outside the benchmark entirely.

A second type is a component-task label, such as “question answering” [Rajpurkar et al., 2016], “summarization” [Nallapati et al., 2016, Narayan et al., 2018], “retrieval” [Thakur et al., 2021], or

“tool use” [Schick et al., 2023]. These labels create the opposite problem: under-coverage. They identify useful component capabilities, but they do not by themselves define the larger work activity that the component is meant to support. Retrieval, embedding, summarization, or classification scores are useful evidence for knowledge-work agents, but they do not, by themselves, show that a system can perform *investigation, analysis, inspection, or record-keeping*. A retrieval score becomes evidence for a work activity only when the benchmark also tests how retrieved materials are selected, compared, interpreted, and incorporated into the scored work product.

A third type is an agent-task label, such as browser task [Zhou et al., 2023], desktop task [Xie et al., 2024], office task [Wang et al., 2024b], user-interaction task [Yao et al., 2025], or software-engineering task [Kottamasu et al., 2026]. These labels create a different problem: opaque coverage. Because an agent task may include search, tool use, file editing, calculation, and submission in a single episode, a single task can map to multiple work activities. This makes agent evaluation closer to real work, but it also makes the score harder to interpret. An aggregate task score may hide which activities were required, which were only incidental to the task context, and which activity caused success or failure. A benchmark should therefore treat task-to-activity mapping as many-to-many, while distinguishing activities required for the scored product from those that appear only in the background context. At minimum, the report should define the target work activity, explain how the benchmark task approximates it, and state which parts of the activity are omitted or only weakly tested.

Since there is currently no cross-occupation work-activity inventory for this purpose, this paper derives a preliminary work-activity reference set from O*NET task statements [National Center for O*NET Development, 2026] for future benchmark design, coverage audits, and the illustrative case analyses in Section 4. Figure 1 shows the construction process of the inventory. The derivation starts from O*NET 30.2 task statements in Job Zones 3–5, which cover technical, analytical, managerial, and other non-routine work [National Center for O*NET Development, 2026]. After restricting to knowledge-work occupations and screening out direct manual, performative, and routine clerical task statements, the reporting corpus contains 12,464 task statements. A stricter atlas-inclusion screen retains 8,372 statements for profession-neutral rewriting, embedding, clustering, and visualization. The retained statements are rewritten into profession-neutral work-activity phrases, clustered, and consolidated through expert-panel review. The resulting 18 work-activity labels are then applied back to the 12,464-task reporting corpus. Construction details are reported in Appendix A.

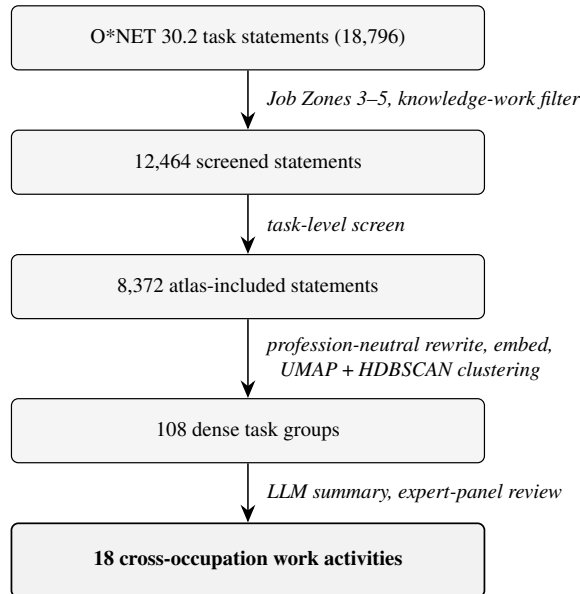


Figure 1: Construction pipeline for the 18-work-activity inventory.

Figure 2 summarizes the clustering result used to derive the work-activity inventory. The layout shows that the final labels are not arbitrary post hoc categories: many activities occupy coherent neighborhoods, while several also appear in separated regions that correspond to different occupational

contexts. Interactive maps of the mapping result with detailed task descriptions can be found at knowledge-work-position/index.html.

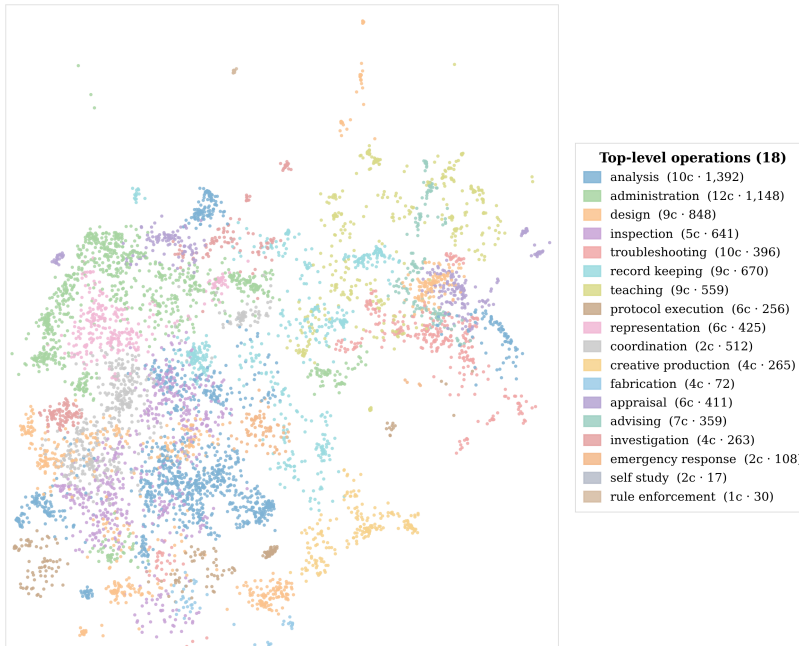


Figure 2: Work-activity atlas of O*NET knowledge work.

Table 2 reports 18 recurrent work-activity groups across knowledge-work occupations. Many current NLP and agent benchmarks are organized around component tasks, task environments, or end-state success rather than cross-occupation work activities [Wang et al., 2024a]. As a result, many work activities in Table 2 are evaluated only through partial proxies. For example, advice-like behavior may appear as a helpful-response task [Bai et al., 2022] rather than as a case-specific recommendation with role, evidence, and handoff constraints. *Coordination* may appear as scheduling, task routing [Wang et al., 2024b], or tool-mediated state completion [Drouin et al., 2024] in office and enterprise environments. *Investigation* may be proxied by retrieval [Thakur et al., 2021], knowledge-intensive question answering [Petroni et al., 2021], or summarization [Nallapati et al., 2016, Narayan et al., 2018], even though investigation also requires selecting evidence, reconstructing events or patterns, and preserving an interpretable basis for the finding. *Record-keeping* may be proxied by form understanding [Jaume et al., 2019], document question answering [Mathew et al., 2021], extraction, or form filling [Wang et al., 2024b]. *Inspection* may be proxied by classification [Muennighoff et al., 2023] or legal-reasoning tasks [Guha et al., 2023], depending on the benchmark design.

A broad claim, such as software-engineering, healthcare, or office-work capability, can be mapped to one or more work activities. Each work activity can then be operationalized through smaller task modules at different levels of granularity. The benchmark design should consider and explain how these lower-level tasks represent the target work activity and the work claim.

3.2 Specify the tested setting

The second design question is to specify the setting in which a work activity is evaluated. When a benchmark asks whether a system can complete a task, it also defines the materials, tools, role, and workflow state in which that task is completed. These choices condition the interpretation of the resulting score. For example, if the benchmark already provides selected sources, the score says less about the system’s ability to identify relevant sources. If the benchmark already specifies the output form, the score says less about whether the system can decide what product the workflow needs. These fixed elements may be reasonable simplifications, but they should be included in score interpretation. The benchmark report should state whether the tested setting is the intended target of the claim or a simplified setting used to stand in for a broader class of work settings.

Table 2: The 18 cross-occupation work activities derived from O*NET task statements. Counts are assigned task statements, not labor-market weights or AI deployment estimates. Occupations/settings and benchmark proxies are illustrative; the interactive atlas provides supplementary examples and adjacent-label contrasts.

Work activity	Tasks	Definition	Example settings	Common proxies
analysis	1,732	Synthesize evidence into a supported finding or interpretation.	Research; finance.	Retrieval; summarization.
administration	1,517	Plan, allocate, or maintain organizational resources or processes.	Program management; operations.	Form filling; state tracking.
design	992	Specify a system, plan, artifact, or service to satisfy a goal.	Product design; architecture.	Plan generation; specification writing.
inspection	963	Check a current state against rules, standards, or specifications.	Compliance; safety review.	Classification; checklist scoring.
troubleshooting	902	Diagnose a problem and apply or recommend a remedy.	IT support; software debugging.	Log analysis; state repair.
record-keeping	882	Create, update, store, or retrieve canonical organizational records.	Clinical records; case files.	Extraction; database update.
teaching	814	Support a learner in acquiring knowledge or skill.	Tutoring; professional training.	Explanation; feedback generation.
procedure-execution	735	Carry out a prescribed procedure according to a standard.	Laboratory workflow; service procedure.	Policy following; checklist execution.
representation	615	Speak or act on behalf of an organization, client, or role.	Client communication; advocacy.	Role-play dialogue; policy-constrained response.
coordination	603	Align actors, constraints, dependencies, or timing around shared work.	Care coordination; logistics.	Scheduling; task routing.
creative-production	543	Produce an original creative, media, or communicative artifact to a brief.	Marketing; media production.	Copywriting; slide generation.
fabrication	505	Make, install, or maintain a tangible asset according to a work specification.	Construction planning; equipment setup.	Instruction generation; plan checking.
appraisal	453	Assess, grade, value, or judge an artifact or case against a standard.	Peer review; claims review.	Rubric scoring; preference judgment.
advising	403	Tailor a recommendation to a specific person, client, or case.	Clinical advice; financial advice.	Chat response; recommendation generation.
investigation	377	Reconstruct an event, condition, or pattern from evidence.	Fraud analysis; epidemiology.	Timeline reconstruction; evidence retrieval.
emergency-response	212	Stabilize or triage an acute incident under time pressure.	Clinical triage; incident response.	Triage classification; escalation decision.
self-study	186	Maintain or update one’s working competency through learning.	Certification; continuing education.	Learning plan; self-assessment.
rule-enforcement	30	Apply or uphold behavioral or procedural rules in a setting.	Conduct review; safety enforcement.	Violation classification; escalation.

SWE-BENCH, a software-engineering benchmark built from real GitHub issues [Jimenez et al., 2024], illustrates how tested settings bound score interpretation. Each score in SWE-BENCH is produced in a setting defined by a GitHub issue, a repository state, and a test oracle, meaning the correctness checks used to determine whether the submitted patch solves the issue. A higher score therefore supports a specific claim: the agent can generate a patch that passes the benchmark tests under the given issue description, repository state, and validation procedure.

A broader software-engineering claim requires additional justification that the benchmark represents the relevant activities and settings. The score does not separately observe many other parts of software-engineering work, such as requirement clarification, code review, deployment planning, rollback, long-term maintenance, or coordination with maintainers. Accordingly, the supported claim should be limited to the activities, settings, and products that the benchmark explicitly represents and checks. To make tested setting choices explicit, a benchmark should at least report four dimensions derived from the knowledge-work attributes described in Section 2:

- i) *Materials*: the artifacts available to the system, such as documents, tables, policies, web pages, and databases [Suchman, 1987]; whether these materials include irrelevant items, conflicting sources, outdated versions, or missing information; and whether the benchmark supplies selected materials or requires the system to find them [Carlile, 2002].
- ii) *Tools*: whether the system can search, read, edit, calculate, write files, call APIs, operate applications, or only produce text; and whether the tool state is persistent across steps. WEBARENA evaluates web interaction [Zhou et al., 2023]. OSWORLD evaluates desktop work activity [Xie et al., 2024]. WORKARENA evaluates enterprise work environments [Drouin et al., 2024].

- iii) *Role and scope*: what role the system is asked to take, what it is allowed to decide, what it must defer, and when it should escalate or refuse. Jurisdictional role boundaries are central to the sociology of professions [Abbott, 1988]. Professional authority and responsibility are also central to expert work [Freidson, 2001].
- iv) *Workflow state*: whether the task occurs at initial drafting, review, revision, verification, routing, filing, handoff, or downstream execution [Carlile, 2004, Malone and Crowston, 1994]; and what state should remain after completion, such as an updated file, a submitted form, a reviewable diff, or a routed record.

A benchmark can reasonably evaluate only one workflow stage, use cleaned source materials, restrict tools, or specify the required output form. The benchmark design should still state that these choices were made and explain how they bound the claim supported by the score, including whether the tested setting should be read as a narrow setting claim or as a justified representation of a broader class of work settings.

3.3 Score the proper work product

Once the work activity and tested setting have been specified, the benchmark should define the expected work product. This is the artifact or state the system is supposed to leave after completing the activity in that setting, such as a final response, revised document, database update, evidence trace, handoff note, or other object for review or downstream use. The scoring design should then state which components of this product are evaluated. A benchmark score provides evidence for the object it checks [Messick, 1989, Kane, 2013]. If the benchmark checks only a final answer, chat response, rewritten paragraph, or simulator success state, then the supported claim should be limited to what these scored objects can show [Jacobs and Wallach, 2021, Kane, 2013]. A broader claim about knowledge-work performance requires the report to justify how the scored object represents the expected work product, or to state which parts of that product remain untested.

For example, a benchmark that aims to evaluate source-grounded document revision should specify whether it scores only the rewritten text or the revised artifact as a work product. If the scored object is only a rewritten paragraph, the score can show that the system produced revised text, but it gives limited evidence about whether the system completed document revision work. Artifact-level scoring would also check which locations were changed, whether source-supported content was preserved, whether unsupported or outdated claims were corrected, whether citations, comments, or version structure remain traceable, and whether a reviewer can see the basis for the change. A score designed around these components can support a stronger claim about source-grounded document revision than a score based only on fluency or local textual improvement, because the scored object better represents the artifact that revision work is expected to leave.

Rubric design should also be derived from the work product. A rubric should move beyond a general quality judgment over the visible output, such as helpfulness, clarity, correctness, or completeness. These criteria can be useful, but they may collapse different failures, such as unsupported evidence use, role violation, missing handoff information, and incorrect content, into a single quality judgment. For a knowledge-work benchmark, the rubric should turn the work activity and tested setting already defined in the first two steps into checkable questions:

- i) whether the result used the materials that should have been used in the setting;
- ii) whether the result stayed within the assigned role, scope, and workflow step;
- iii) whether the result left information that a downstream actor or system needs to perform its tasks, such as checking, modifying, approving, executing, or continuing the work.

These questions correspond to the source, boundary, and destination of the work product. Situated-action work motivates attention to source materials and local constraints [Suchman, 1987]. Knowledge-transfer work motivates attention to boundary crossing and downstream use [Carlile, 2002, 2004]. If these questions do not enter the rubric, then expert scoring may still reward a response that appears fluent, coherent, and complete without checking whether it satisfies the work-product requirements.

When a rubric is used, the benchmark report should explain how each criterion follows from the expected work product and how the grader applies it.

4 Benchmark Case Analyses Through the Three-Step Approach

This section applies the three-step approach in Section 3 to three released benchmark cases.² Because each benchmark suite contains heterogeneous instances, the case analyses below are case-level demonstrations of the approach. They should not be read as complete characterizations of all tasks in any benchmark. We use each case to identify the supported claim and its limits.

GDPVAL is introduced as a benchmark for evaluating model capabilities on real-world, economically valuable knowledge-work tasks, drawn from 44 occupations and 9 sectors, with an open gold subset of 5 cases per occupation. The benchmark provides task context and reference files, asks for deliverables such as documents, slides, diagrams, spreadsheets, and multimedia artifacts, and scores outputs through head-to-head expert comparison between the model deliverable and a human expert deliverable [Patwardhan et al., 2025].

In a released compliance case (task id 7bbfcfe9-132d-4194-82bb-d6f29d001b01), the model is placed in a federal grants management role and tasked with creating a Federal Applicant Risk Assessment Tool to assess applicant risk in a grant review context. Using the three-step approach, this case is not evidence for grant administration as a whole. It should be read conservatively as primarily *inspection* and *design*, with *record-keeping* only insofar as the resulting assessment tool can support later review rather than because the benchmark observes an update to a canonical record. The provided setting specifies the role, task context, reference materials, and deliverable form. The scored product is the submitted compliance artifact, evaluated against the corresponding human expert artifact. The score therefore supports a claim about producing a specified compliance deliverable under a fixed occupational prompt.

GDPval makes the proxy relatively explicit: a self-contained digital deliverable stands in for part of occupational work. It also states important setting simplifications, including the focus on computer-based tasks, the exclusion of manual and physical work, and the use of precisely specified one-shot tasks rather than interactive task discovery. The remaining gap is the relation between deliverable quality and downstream occupational use. The scored artifact is not linked to a grant-review workflow, approval record, filing action, revision history, or audit trail. The public gold subset also has only five cases per occupation, so occupation-level claims require additional task-to-activity reporting.

OFFICEQA PRO is introduced as a benchmark for grounded, multi-document reasoning over a large corpus of U.S. Treasury Bulletins. Its tasks require document parsing, retrieval, and analytical reasoning across text and tabular data, and the Pro split uses hard questions with verifiable answers [Opsahl-Ong et al., 2026].

The national-defense expenditure case (task id UID0005) asks the model to use reported monthly values from 1953 and 1940, incorporate an external annual-average CPI-U value, apply inflation correction, and round the result. The benchmark scores the final answer using exact match or numerical tolerance rather than scoring a separate reasoning trace or analyst artifact. Using the three-step approach, the case represents *record-keeping* and *analysis*. It involves *record-keeping* because the model must locate and use the correct Treasury Bulletin records, and *analysis* because it must combine retrieved values, an external value, and a specified calculation into a result. The provided setting is a fixed document corpus with a closed analytical question. The scored product is the final numerical answer. The score therefore supports a claim about grounded numerical analysis over Treasury Bulletin records.

Closed questions make the evaluation reproducible and avoid the need for human-expert grading. The remaining gap is the absence of a reviewable analyst work product. The benchmark paper does not report a scored analyst memo, evidence table, citation package, formula trace, or downstream filing object.

APEX-SWE is introduced as a benchmark for assessing AI agents on economically valuable software-engineering tasks, with Integration tasks that require end-to-end systems across cloud primitives, business applications, and infrastructure services, and Observability tasks that require debugging production-style failures using telemetry and unstructured context. The released tasks provide containerized environments, issue context, service documentation, connection information, pytest tests, and rubric files [Kottamasu et al., 2026].

²Cases were selected to illustrate three common scoring designs: expert-graded occupational deliverables, answer-scored grounded document analysis, and executable software-state changes.

In the `1-aws-s3-snapshots` case, the model must create a Python script that uploads a `users.csv` file to a date-based LocalStack S3 path. The scored object is both an artifact and a state change: the script must exist and run, and the expected S3 object must be created with the required properties. The visible work activities are primarily *procedure-execution* and *record-keeping*, with *troubleshooting* only insofar as the model must resolve execution failures inside the benchmark environment. The tested setting includes service state, credentials, issue context, documentation, and executable tests. It is a working script and service-state change checked by tests and rubric criteria. The score therefore supports a claim about completing a specified integration task in the benchmarked software environment.

APEX-SWE also shows that a product with a stronger score still has boundaries. The benchmarked environment exposes more work structure than a reply or final answer, but the released task does not report production deployment, access-control review, rollback procedure, long-term monitoring, stakeholder approval, or maintainer review. These omissions do not make the task invalid. They locate the score: it is evidence of benchmarked integration or observability work, rather than full production software engineering responsibility.

5 Discussion

The case analyses show that benchmark scores support work-capability claims only through the work activity, tested setting, and scored product they actually represent. This framing does not make benchmarks a substitute for deployment evidence, nor does it make work-activity labels final or sufficient by themselves. It instead clarifies what kind of evidence a benchmark score provides before the system is used in an organization.

Deployment evidence remains necessary for deployment claims. An agent’s real capability is realized in deployment, where performance depends on adoption, workflow fit, infrastructure, governance, user behavior, and local constraints [Dell’Acqua et al., 2023, Brynjolfsson et al., 2025, Jaffe et al., 2024]. This matters especially when AI systems change knowledge-work workflows themselves: a benchmark organized around predefined activities, settings, and products may be too tied to existing workflows. Deployment evidence is therefore needed for claims about productivity, local safety, and organizational value. At the same time, deployment studies are local, costly, often private, and difficult to compare across systems. They also reflect capabilities beyond the agent itself, including workflow redesign, user training, governance, and human-AI coordination. Benchmarks remain useful as public, repeatable, and comparable pre-deployment evidence [Liang et al., 2023]. The relevant question is how such evidence should be interpreted: if benchmarks are used for capability claims, their reports should state which work activity, tested setting, and scored product the score actually supports [Raji et al., 2021].

Component tasks and rubrics remain useful, but they need claim boundaries. Component-task evaluations [Thakur et al., 2021, Muennighoff et al., 2023, Liang et al., 2023] isolate narrower behaviors and make failures easier to diagnose. Rubrics can also grade response quality when exact-match scoring is too narrow. These instruments are useful for understanding model behavior, but they become less informative when they are used to imply that a system can perform analysis, advising, coordination, record-keeping, or other work activities without showing how the component behavior functions in the work setting [Jacobs and Wallach, 2021, Raji et al., 2021]. A retrieval score, helpfulness score, or rubric score can contribute evidence for a work-capability claim, but only when the benchmark report explains how the component task represents the target work activity and what part of the expected work product was actually scored.

The work-activity inventory should be treated as a starting point. Work practices are local and institution-specific [Suchman, 1987], and they change over time [Kellogg et al., 2020]. O*NET task statements [National Center for O*NET Development, 2026] also describe occupational tasks at a general level rather than local procedures, tools, documents, and responsibilities. The O*NET-derived inventory in this paper should therefore not be read as a final classification of knowledge work. Its role is to make the work claim explicit enough to inspect, compare, and revise. A benchmark task may be narrower than the claim attached to its score, while an occupation or domain may contain many different activities. The inventory gives benchmark reports a starting vocabulary for this middle level. It can be revised, expanded, or replaced when better occupational or workflow evidence is available.

These qualifications suggest two directions for future benchmark research. First, knowledge-work benchmarks should move toward scoring work products more directly. Coding-agent evaluation already shows this direction: recent benchmarks move from isolated code generation toward repository state, issue context, patches, tests [Jimenez et al., 2024], pull-request review [Guo et al., 2025, Kumar, 2026], integration tasks, and executable state changes [Kottamasu et al., 2026]. Knowledge-work benchmarks in other domains should follow the same design logic without copying the software-engineering oracle directly. Web [Zhou et al., 2023], desktop [Xie et al., 2024], office [Wang et al., 2024b], and enterprise-agent benchmarks [Drouin et al., 2024] already expose different materials, tools, application states, and workflow constraints. They also differ in what they score, ranging from final answers and simulator success states to edited artifacts or persistent state changes. For document, clinical, research, administrative, and policy work, benchmark designers should identify the work activity being evaluated, specify the setting in which the activity is performed, and score the product that another actor or system would actually receive. Benchmark reports should also state which task proxies are used, which parts of the work they cover, which setting simplifications were made, and what remains untested.

Second, future work should improve and validate the work-activity inventory. The O*NET-derived inventory should be compared with other occupational ontologies, observed workflows, professional standards, organizational records, real job postings, and workplace-use traces. O*NET and ESCO [National Center for O*NET Development, 2026, European Commission, Directorate-General for Employment, Social Affairs and Inclusion, 2022] provide useful ontology-level comparisons, while workplace-use traces [Handa et al., 2025] can help identify emerging task combinations and AI-mediated work practices. Job postings may provide a complementary source for current employer expectations, but they should be analyzed separately from observed use. Future studies should also connect work activities back to occupations, so that benchmark coverage can be reported at both levels: which activities are tested, and which occupational claims the activities can plausibly support.

6 Conclusion

AI-agent benchmarks are increasingly used to support claims about workplace-facing capability, but the meaning of a benchmark score depends on the work evidence the benchmark actually collects. This paper develops a reporting structure for making knowledge-work benchmark evidence explicit by identifying the work activity being represented, specifying the tested setting, and scoring the work product left by the system. The benchmark case analyses show that different scoring designs expose different parts of work: occupational deliverables, grounded answers, and executable state changes each support different claims and leave different gaps. The central implication is that benchmark scores should be read as evidence for the work activity, setting, and product that were actually tested. Keeping this connection explicit would make knowledge-work evaluation more interpretable, reduce overbroad capability claims, and give future benchmarks a clearer basis for testing agents in work-shaped settings.

References

- Andrew Abbott. *The System of Professions: An Essay on the Division of Expert Labor*. University of Chicago Press, 1988.
- Rahul K. Arora, Jason Wei, Rebecca Soskin Hicks, Preston Bowman, Joaquin Quiñonero-Candela, Foivos Tsimpourlas, Michael Sharman, Meghan Shah, Andrea Vallone, Alex Beutel, Johannes Heidecke, and Karan Singhal. HealthBench: Evaluating large language models towards improved human health, 2025.
- Yuntao Bai, Andy Jones, Kamal Ndousse, Amanda Askell, Anna Chen, Nova DasSarma, Dawn Drain, Stanislav Fort, Deep Ganguli, Tom Henighan, Nicholas Joseph, Saurav Kadavath, Jackson Kernion, Tom Conerly, Sheer El-Showk, Nelson Elhage, Zac Hatfield-Dodds, Danny Hernandez, Tristan Hume, Scott Johnston, Shauna Kravec, Liane Lovitt, Neel Nanda, Catherine Olsson, Dario Amodei, Tom Brown, Jack Clark, Sam McCandlish, Chris Olah, Ben Mann, and Jared Kaplan. Training a helpful and harmless assistant with reinforcement learning from human feedback, 2022. URL <https://arxiv.org/abs/2204.05862>.
- Erik Brynjolfsson, Danielle Li, and Lindsey R. Raymond. Generative AI at work. *The Quarterly Journal of Economics*, 140(2):889–942, 2025. doi: 10.1093/qje/qjae044. Earlier version circulated as NBER Working Paper 31161.
- Ricardo J. G. B. Campello, Davoud Moulavi, and Jörg Sander. Density-based clustering based on hierarchical density estimates. In *Advances in Knowledge Discovery and Data Mining*, pages 160–172. Springer, 2013. doi: 10.1007/978-3-642-37456-2_14.
- Paul R. Carlile. A pragmatic view of knowledge and boundaries: Boundary objects in new product development. *Organization Science*, 13(4):442–455, 2002.
- Paul R. Carlile. Transferring, translating, and transforming: An integrative framework for managing knowledge across boundaries. *Organization Science*, 15(5):555–568, 2004. doi: 10.1287/orsc.1040.0094.
- Mark Chen, Jerry Tworek, Heewoo Jun, Qiming Yuan, Henrique Ponde de Oliveira Pinto, Jared Kaplan, Harrison Edwards, Yuri Burda, Nicholas Joseph, Greg Brockman, et al. Evaluating large language models trained on code, 2021. URL <https://arxiv.org/abs/2107.03374>.
- Thomas H. Davenport. *Thinking for a Living: How to Get Better Performance and Results from Knowledge Workers*. Harvard Business School Press, Boston, MA, 2005.
- Fabrizio Dell’Acqua, Edward McFowland, Ethan R. Mollick, Hila Lifshitz-Assaf, Katherine C. Kellogg, Saran Rajendran, Lisa Kraye, François Candelon, and Karim R. Lakhani. Navigating the jagged technological frontier: Field experimental evidence of the effects of ai on knowledge worker productivity and quality. Technical report, Harvard Business School, 2023.
- Alexandre Drouin, Maxime Gasse, Massimo Caccia, Issam H. Laradji, Manuel Del Verme, Tom Marty, David Vazquez, Nicolas Chapados, and Alexandre Lacoste. WorkArena: How capable are web agents at solving common knowledge work tasks? In *Proceedings of the 41st International Conference on Machine Learning*, volume 235 of *Proceedings of Machine Learning Research*, pages 11642–11662. PMLR, 2024. URL <https://proceedings.mlr.press/v235/drouin24a.html>.
- Peter F. Drucker. Knowledge-worker productivity: The biggest challenge. *California Management Review*, 41(2):79–94, 1999.
- Tyna Eloundou, Sam Manning, Pamela Mishkin, and Daniel Rock. GPTs are GPTs: An early look at the labor market impact potential of large language models, 2023. URL <https://arxiv.org/abs/2303.10130>.
- European Commission, Directorate-General for Employment, Social Affairs and Inclusion. ESCO Dataset v1.1.1: European Skills, Competences, Qualifications and Occupations. <https://esco.ec.europa.eu/en/use-esco/download>, 2022. English CSV classification release.
- Eliot Freidson. *Professionalism: The Third Logic*. University of Chicago Press, 2001.

- Neel Guha, Julian Nyarko, Daniel E. Ho, Christopher Ré, Adam Chilton, Aditya Narayana, Alex Chohlas-Wood, Austin Peters, Brandon Waldon, Daniel N. Rockmore, Diego Zambrano, Dmitry Talisman, Enam Hoque, Faiz Surani, Frank Fagan, Galit Sarfaty, Gregory M. Dickinson, Haggai Porat, Jason Hegland, Jessica Wu, Joe Nudell, Joel Niklaus, John Nay, Jonathan H. Choi, Kevin Tobia, Margaret Hagan, Megan Ma, Michael Livermore, Nikon Rasumov-Rahe, Nils Holtenberger, Noam Kolt, Peter Henderson, Sean Rehaag, Sharad Goel, Shang Gao, Spencer Williams, Sunny Gandhi, Tom Zur, Varun Iyer, and Zehua Li. LegalBench: A collaboratively built benchmark for measuring legal reasoning in large language models, 2023. URL <https://arxiv.org/abs/2308.11462>.
- Hanyang Guo, Xunjin Zheng, Zihan Liao, Hang Yu, Peng Di, Ziyin Zhang, and Hong-Ning Dai. CodeFuse-CR-Bench: A comprehensiveness-aware benchmark for end-to-end code review evaluation in python projects, 2025. URL <https://arxiv.org/abs/2509.14856>.
- Kunal Handa, Alex Tamkin, Miles McCain, Saffron Huang, Esin Durmus, Sarah Heck, Jared Mueller, Jerry Hong, Stuart Ritchie, Tim Belonax, Kevin K. Troy, Dario Amodei, Jared Kaplan, Jack Clark, and Deep Ganguli. Which economic tasks are performed with AI? evidence from millions of Claude conversations, 2025. URL <https://arxiv.org/abs/2503.04761>.
- Michael J. Handel. The O*NET content model: Strengths and limitations. *Journal for Labour Market Research*, 49(2):157–176, 2016. doi: 10.1007/s12651-016-0199-8.
- Edwin Hutchins. *Cognition in the Wild*. MIT Press, Cambridge, MA, 1995. ISBN 9780262082310.
- International Labour Office. International standard classification of occupations 2008 (ISCO-08): Structure, group definitions and correspondence tables. Technical report, International Labour Office, Geneva, 2012.
- Abigail Z. Jacobs and Hanna Wallach. Measurement and fairness. In *Proceedings of the 2021 ACM Conference on Fairness, Accountability, and Transparency*, FAccT ’21, pages 375–385. ACM, 2021. doi: 10.1145/3442188.3445901.
- Sonia Jaffe, Neha Parikh Shah, Jenna Butler, Alex Farach, Alexia Cambon, Brent Hecht, Michael Schwarz, and Jaime Teevan. Generative AI in real-world workplaces. Technical Report MSR-TR-2024-29, Microsoft Research, July 2024. URL <https://www.microsoft.com/en-us/research/publication/generative-ai-in-real-world-workplaces/>.
- Guillaume Jaume, Hazim Kemal Ekenel, and Jean-Philippe Thiran. FUNSD: A dataset for form understanding in noisy scanned documents. In *2019 International Conference on Document Analysis and Recognition Workshops*, pages 1–6, 2019. doi: 10.1109/ICDARW.2019.10029.
- Carlos E. Jimenez, John Yang, Alexander Wettig, Shunyu Yao, Kexin Pei, Ofir Press, and Karthik R. Narasimhan. SWE-bench: Can language models resolve real-world github issues? In *International Conference on Learning Representations*, 2024. URL <https://arxiv.org/abs/2310.06770>.
- Michael T. Kane. Validating the interpretations and uses of test scores. *Journal of Educational Measurement*, 50(1):1–73, 2013. doi: 10.1111/jedm.12000.
- Katherine C. Kellogg, Melissa A. Valentine, and Angele Christin. Algorithms at work: The new contested terrain of control. *Academy of Management Annals*, 2020.
- Abhi Kottamasu, Chirag Mahapatra, Sam Lee, Ben Pan, Aakash Barthwal, Akul Datta, Anurag Gupta, Pranav Mehta, Ajay Arun, Silas Alberti, Adarsh Hiremath, Brendan Foody, and Bertie Vidgen. APEX-SWE, 2026. URL <https://arxiv.org/abs/2601.08806>.
- Deepak Kumar. SWE-PRBench: Benchmarking ai code review quality against pull request feedback, 2026. URL <https://arxiv.org/abs/2603.26130>.
- Percy Liang, Rishi Bommasani, Tony Lee, Dimitris Tsipras, Dilara Soylu, Michihiro Yasunaga, Yian Zhang, Deepak Narayanan, Yuhuai Wu, Ananya Kumar, Benjamin Newman, Binhang Yuan, Bobby Yan, Ce Zhang, Christian Cosgrove, Christopher D. Manning, Christopher Ré, Diana Acosta-Navas, Drew A. Hudson, Eric Zelikman, Esin Durmus, Faisal Ladhak, Frieda Rong, Hongyu Ren, Huaxiu Yao, Jue Wang, Keshav Santhanam, Laurel Orr, Lucia Zheng, Mert Yuksekgonul, Mirac

- Suzgun, Nathan Kim, Neel Guha, Niladri Chatterji, Omar Khattab, Peter Henderson, Qian Huang, Sang Michael Xie Chi, Shibani Santurkar, Surya Ganguli, Tatsunori Hashimoto, Thomas Icard, Tianyi Zhang, Vishrav Chaudhary, William Wang, Xuechen Li, Yifan Mai, Yuhui Zhang, and Yuta Koreeda. Holistic evaluation of language models. *Transactions on Machine Learning Research*, 2023.
- Thomas W. Malone and Kevin Crowston. The interdisciplinary study of coordination. *ACM Computing Surveys*, 26(1):87–119, 1994.
- Minesh Mathew, Dimosthenis Karatzas, and C. V. Jawahar. DocVQA: A dataset for VQA on document images. In *Proceedings of the IEEE/CVF Winter Conference on Applications of Computer Vision*, pages 2200–2209, 2021.
- Leland McInnes, John Healy, Nathaniel Saul, and Lukas Grossberger. UMAP: Uniform manifold approximation and projection. *Journal of Open Source Software*, 3(29):861, 2018. doi: 10.21105/joss.00861.
- Samuel Messick. Validity. In Robert L. Linn, editor, *Educational Measurement*, pages 13–103. American Council on Education / Macmillan, New York, 3rd edition, 1989.
- Samuel Messick. Validity of psychological assessment: Validation of inferences from persons’ responses and performances as scientific inquiry into score meaning. *American Psychologist*, 50(9):741–749, 1995. doi: 10.1037/0003-066X.50.9.741.
- Niklas Muennighoff, Nouamane Tazi, Loïc Magne, and Nils Reimers. Mteb: Massive text embedding benchmark. In *Proceedings of the 17th Conference of the European Chapter of the Association for Computational Linguistics*, 2023.
- Ramesh Nallapati, Bowen Zhou, Cícero dos Santos, Çağlar Gulçehre, and Bing Xiang. Abstractive text summarization using sequence-to-sequence RNNs and beyond. *Proceedings of the 20th SIGNLL Conference on Computational Natural Language Learning*, pages 280–290, 2016.
- Shashi Narayan, Shay B. Cohen, and Mirella Lapata. Don’t give me the details, just the summary! topic-aware convolutional neural networks for extreme summarization. In *Proceedings of the 2018 Conference on Empirical Methods in Natural Language Processing*, pages 1797–1807, 2018.
- National Center for O*NET Development. O*NET 30.2 Database: Task Statements. https://www.onetcenter.org/dictionary/30.2/mysql/task_statements.html, 2026. Accessed 2026-04-29.
- Krista Opsahl-Ong, Arnav Singhvi, Jasmine Collins, Ivan Zhou, Cindy Wang, Ashutosh Baheti, Owen Oertell, Jacob Portes, Sam Havens, Erich Elsen, Michael Bendersky, Matei Zaharia, and Xing Chen. OfficeQA Pro: An enterprise benchmark for end-to-end grounded reasoning, 2026. URL <https://arxiv.org/abs/2603.08655>.
- Tejal Patwardhan, Rachel Dias, Elizabeth Proehl, Grace Kim, Michele Wang, Olivia Watkins, Simon Posada Fishman, Marwan Aljubei, Phoebe Thacker, Laurance Fauconnet, Natalie S. Kim, Patrick Chao, Samuel Miserendino, Gildas Chabot, David Li, Michael Sharman, Alexandra Barr, Amelia Glaese, and Jerry Tworek. GDPval: Evaluating AI model performance on real-world economically valuable tasks, 2025. URL <https://arxiv.org/abs/2510.04374>.
- Fabio Petroni, Aleksandra Piktus, Angela Fan, Patrick Lewis, Majid Yazdani, Nicola De Cao, James Thorne, Yacine Jernite, Vladimir Karpukhin, Jean Maillard, Vassilis Plachouras, Tim Rocktäschel, and Sebastian Riedel. KILT: A benchmark for knowledge intensive language tasks. In *Proceedings of the 2021 Conference of the North American Chapter of the Association for Computational Linguistics: Human Language Technologies*, pages 2523–2544. Association for Computational Linguistics, 2021. doi: 10.18653/v1/2021.naacl-main.200.
- Marc Uri Porat. The information economy: Definition and measurement. OT Special Publication 77-12, U.S. Department of Commerce, Office of Telecommunications, Washington, DC, 1977.

- Inioluwa Deborah Raji, Emily M. Bender, Amandalynne Paullada, Emily Denton, and Alex Hanna. AI and the everything in the whole wide world benchmark. In *Proceedings of the Neural Information Processing Systems Track on Datasets and Benchmarks*, 2021. URL <https://openreview.net/forum?id=j6NxpQbREA1>.
- Pranav Rajpurkar, Jian Zhang, Konstantin Lopyrev, and Percy Liang. SQuAD: 100,000+ questions for machine comprehension of text. In *Proceedings of the 2016 Conference on Empirical Methods in Natural Language Processing*, pages 2383–2392, 2016.
- Timo Schick, Jane Dwivedi-Yu, Roberto Dessi, Roberta Raileanu, Maria Lomeli, Eric Hambro, Luke Zettlemoyer, Nicola Cancedda, and Thomas Scialom. Toolformer: Language models can teach themselves to use tools. In *Thirty-seventh Conference on Neural Information Processing Systems*, 2023. URL <https://openreview.net/forum?id=Yacmpz84TH>.
- Susan Leigh Star and James R. Griesemer. Institutional ecology, ‘translations’ and boundary objects: Amateurs and professionals in berkeley’s museum of vertebrate zoology, 1907–39. *Social Studies of Science*, 19(3):387–420, 1989. doi: 10.1177/030631289019003001.
- Lucy A. Suchman. *Plans and Situated Actions: The Problem of Human-Machine Communication*. Cambridge University Press, 1987.
- Nandan Thakur, Nils Reimers, Andreas Rücklé, Abhishek Srivastava, and Iryna Gurevych. Beir: A heterogeneous benchmark for zero-shot evaluation of information retrieval models. *Advances in Neural Information Processing Systems*, 2021.
- Lei Wang, Chen Ma, Xueyang Feng, Zeyu Zhang, Hao Yang, Jingsen Zhang, Zhiyuan Chen, Jiakai Tang, Xu Chen, Yankai Lin, Wayne Xin Zhao, Zhewei Wei, and Ji-Rong Wen. A survey on large language model based autonomous agents. *Frontiers of Computer Science*, 18(6):186345, 2024a. doi: 10.1007/s11704-024-40231-1.
- You Wang, Michael Pradel, and Zhongxin Liu. Are "solved issues" in swe-bench really solved correctly? an empirical study. *ArXiv*, abs/2503.15223, 2025. doi: 10.48550/arXiv.2503.15223. URL <https://arxiv.org/abs/2503.15223>.
- Zilong Wang, Yuedong Cui, Li Zhong, Zimin Zhang, Da Yin, Bill Yuchen Lin, and Jingbo Shang. OfficeBench: Benchmarking language agents across multiple applications for office automation, 2024b.
- Qingyun Wu, Gagan Bansal, Jieyu Zhang, Yiran Wu, Beibin Li, Erkang Zhu, Li Jiang, Xiaoyun Zhang, Shaokun Zhang, Jiale Liu, Ahmed Hassan Awadallah, Ryen W. White, Doug Burger, and Chi Wang. Autogen: Enabling next-gen llm applications via multi-agent conversation. *arXiv preprint arXiv:2308.08155*, 2023. doi: 10.48550/arXiv.2308.08155. URL <https://arxiv.org/abs/2308.08155>.
- Tianbao Xie, Danyang Zhang, Jixuan Chen, Xiaochuan Li, Siheng Zhao, Ruisheng Cao, Toh Jing Hua, Zhoujun Cheng, Dongchan Shin, Fangyu Lei, Yitao Liu, Yiheng Xu, Shuyan Zhou, Silvio Savarese, Caiming Xiong, Victor Zhong, and Tao Yu. OSWorld: Benchmarking multimodal agents for open-ended tasks in real computer environments, 2024.
- Shunyu Yao, Jeffrey Zhao, Dian Yu, Nan Du, Izhak Shafran, Karthik Narasimhan, and Yuan Cao. React: Synergizing reasoning and acting in language models. In *International Conference on Learning Representations*, 2023.
- Shunyu Yao, Noah Shinn, Pedram Razavi, and Karthik R Narasimhan. τ -bench: A benchmark for tool-agent-user interaction in real-world domains, 2025. URL <https://openreview.net/forum?id=roNSXZpUDN>.
- Shuyan Zhou, Frank F. Xu, Hao Zhu, Xuhui Zhou, Robert Lo, Abishek Sridhar, Xianyi Cheng, Tianyue Ou, Yonatan Bisk, Daniel Fried, Uri Alon, and Graham Neubig. WebArena: A realistic web environment for building autonomous agents, 2023. URL <https://arxiv.org/abs/2307.13854>.

A Inventory construction details

This appendix documents how the 18-work-activity inventory used in Section 3.1 is built from O*NET task text [National Center for O*NET Development, 2026]. Figure 1 diagrams the full pipeline, including the embedding, UMAP, and HDBSCAN clustering stage that yields 108 dense task groups before expert-panel consolidation [McInnes et al., 2018, Campello et al., 2013].

Corpus. O*NET 30.2 task statements are first filtered to Job Zones 3–5 and knowledge-work occupations [National Center for O*NET Development, 2026]. After several GPT-5.5-assisted screening and adjudication rounds removed task statements whose primary content was direct manual, performative, or routine clerical work, the reporting corpus contains 12,464 task statements. Each row carries the O*NET-SOC code, occupation title, task identifier, cleaned task text, importance and relevance scores, and Job Zone.

Screens. The screening procedure uses iterative GPT-5.5 classification with author adjudication. The exclusion categories are developed through three independent 100-task samples drawn without replacement from the candidate corpus; each sample is adjudicated against a growing list of candidate exclusion categories until the category list stabilizes at twelve categories, including direct-manual, performative, routine-clerical, and their sub-variants. A stricter atlas-inclusion screen is then applied to the 12,464-task reporting corpus, removing 4,092 statements and retaining 8,372 statements, including a 34-task analysis re-inclusion from an availability-scheduling cluster, for profession-neutral rewriting, embedding, clustering, and consolidation. The final 18 work-activity labels are applied back to the 12,464-task reporting corpus for Table 2, so the table counts conserve the reporting corpus while the atlas visualizes the stricter 8,372-task clustering subset.

Embedding and clustering. Tasks are rewritten into profession-neutral work-activity phrases under a fixed prompt to remove domain vocabulary, then embedded into a 1,536-dimensional space and L_2 -normalized. UMAP with 15 dimensions, 30 neighbors, and cosine metric, followed by HDBSCAN with minimum cluster size 30, minimum samples 10, and excess-of-mass extraction, yields 108 clusters on the task-only geometry; noise is soft-assigned via membership vectors [McInnes et al., 2018, Campello et al., 2013].

Consolidation. Four rounds of LLM summarization interleaved with expert-panel review produce a domain-stripped sub-work-activity label per cluster and a top-level work-activity set. Rounds 1–3 produced 38, 39, and 16 top-level work activities respectively and were rejected by the panel; round 4 produced the 18 plain-English, single-concept work activities used in Figures 1 and 2 and Table 2, including the split of an earlier compliance-analysis work activity into *inspection* and *investigation* and the folding of a small clinical / surgical / nursing-support cluster with 93 tasks into *procedure-execution*.

Invariants. Every atlas cluster has exactly one top-level assignment, and every top-level work activity has ≥ 1 member cluster and several distinct occupation families in its cross-occupation example set. For reporting, the final labels are propagated back to all 12,464 screened task statements, so Table 2 conserves the reporting corpus. Every work activity carries an explicit set of contrasts against adjacent work activities.

B External ontology check: ESCO

This appendix contains the ESCO legibility experiment: scope, design, pipeline, per-work-activity mapping results and shares, and a reading of the cases where the O*NET and ESCO per-work-activity distributions diverge.

Source and scope. The ESCO inputs are the v1.1.1 English CSV release [European Commission, Directorate-General for Employment, Social Affairs and Inclusion, 2022], ingesting the Skills pillar, the Occupations pillar with the ISCO groups table, and the occupation–skill relations. The scope filter keeps rows whose skill type is skill or competence and retains only skills that are essential-linked to at least one occupation in ISCO-08 groups 1, 2, or 3, giving 5,826 items [European Commission, Directorate-General for Employment, Social Affairs and Inclusion, 2022]. A supplementary set of

1,977 knowledge-type items is excluded from the primary analysis because such ESCO rows describe subject-matter domains rather than work activities.

Design. O*NET remains the derivation dataset and the inventory is held frozen. Pooling is avoided because the units differ: ESCO’s primary unit is the skill or competence, whose text describes an ability a worker must hold, while O*NET tasks describe work performed. The two units sit at different levels, and mixing them in a single clustering run would blur the primary claim. The scope filter, meaning skill or competence type essential-linked to at least one ISCO-08 group 1–3 occupation [International Labour Office, 2012], is the ESCO analog of the O*NET Job Zones 3–5 scope. The resulting 5,826 items are assigned to one of the 18 work activities by an LLM prompted with the frozen per-work-activity one-line definition, input, output, and distinct-from fields, plus an explicit “none of the above” option for items the inventory does not cover. The two signals we report are the mapping result under this rubric assignment and the per-work-activity distribution of ESCO items against the O*NET distribution in Table 2. The divergences localize the places where the inventory is most O*NET-shaped, and their direction is interpretable from how the two ontologies are built.

LLM assignment. An LLM classifier is called once per item at temperature 0 with a system prompt that contains the 18 work-activity ids and, for each, the one-line definition, input, output, and up to three distinct-from clauses. The prompt requires the model to return a work-activity id, a confidence rating of high, medium, or low, and a one-sentence rationale, and explicitly permits a “none of the above” label for items that do not describe a work activity. Classification calls are cached so the pass is resumable. Of the 5,826 scoped items, 3,893 return high confidence (66.8%), 1,642 medium (28.2%), and 291 low (5.0%). A supplementary centroid assignment, based on cosine similarity of each ESCO item to the L_2 -normalized mean of O*NET task embeddings per work activity, is computed for cross-reference but is not used for any number reported in this appendix.

Mapping result. 5,730 of the 5,826 ESCO items (98.3%) are placed into one of the 18 work activities; 96 items (1.7%) receive a “none of the above” label [European Commission, Directorate-General for Employment, Social Affairs and Inclusion, 2022]. All 18 work activities receive ESCO items; 17 of 18 receive ≥ 40 items, with *investigation* the single exception at 39. The “none of the above” set is dominated by ESCO entries that encode personal traits, subject-matter knowledge, perceptual abilities, or language-proficiency labels. These rejected entries describe attributes rather than work activities, consistent with the inventory’s work-activity-not-worker design rule. The atlas therefore absorbs the ESCO material at the categorical level: no work activity empties, no large residue accumulates outside the inventory. Where the two corpora diverge is in how they re-weight the 18 work activities, which we read next.

Where O*NET and ESCO diverge. Figure B.1 and Table B.1 give the per-work-activity shares in each corpus. Every work activity is populated in both corpora, but the two ontologies re-weight the activities because their source units differ. O*NET is a task inventory, so it tends to multiply discrete stewardship acts such as troubleshooting, administration, record-keeping, investigation, and teaching across occupations. ESCO is a skill and competence catalog, so it tends to multiply transferable competences such as advising, fabrication, coordination, design, and rule-enforcement. These differences do not change the main paper’s conclusion. They show that the 18-work-activity inventory is legible across a separate occupational ontology while remaining shaped by its O*NET derivation source. The ESCO check is therefore used only as a legibility and corpus-shift check, not as validation that the inventory is final.

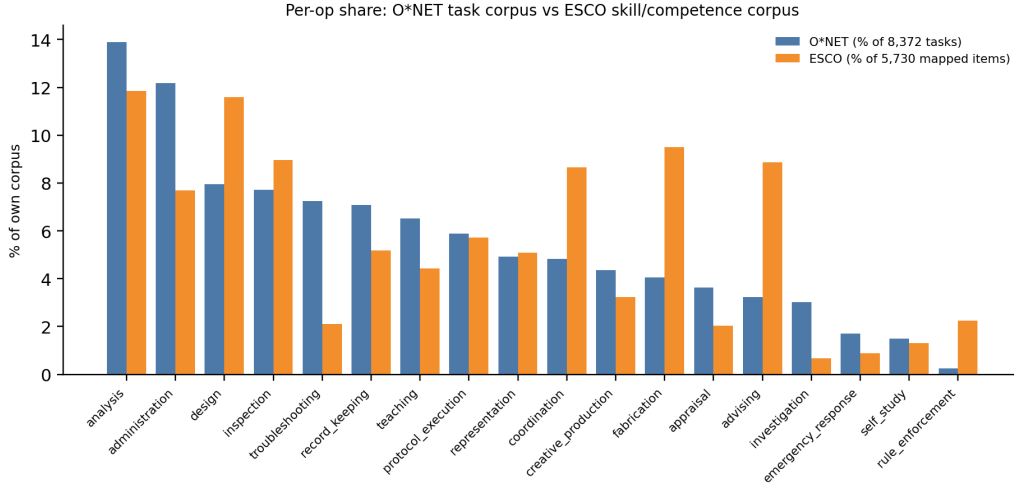


Figure B.1: **Per-work-activity share in the O*NET task corpus (12,464 knowledge-work tasks) versus the scoped ESCO skill/competence corpus (5,730 items mapped to a work activity).** Both corpora populate all 18 work activities. The two catalogs re-weight the work activities substantially: ESCO emphasizes *advising*, *fabrication*, *coordination*, *design*, and *rule-enforcement* more than O*NET; O*NET emphasizes *troubleshooting*, *administration*, *record-keeping*, *investigation*, and *teaching* more than ESCO. The direction of the divergence tracks the two ontologies’ different source units (domain-bound tasks vs profession-abstract competences), as read in Appendix B. Underlying counts are in Table B.1.

Table B.1: Per-work-activity shares in the O*NET task corpus versus the scoped ESCO skill/competence corpus. **O*NET** n is the task count from Table 2. **ESCO** n is the number of scoped ESCO items assigned to the work activity by the LLM classifier. Δ is ESCO percent minus O*NET percent in work-activity-share percentage points. Sorted by Δ .

work activity	O*NET n	O*NET %	ESCO n	ESCO %	Δ (pp)
<i>troubleshooting</i>	902	7.2	120	2.1	-5.1
<i>administration</i>	1,517	12.2	441	7.7	-4.5
<i>investigation</i>	377	3.0	39	0.7	-2.3
<i>teaching</i>	814	6.5	254	4.4	-2.1
<i>analysis</i>	1,732	13.9	679	11.9	-2.0
<i>record-keeping</i>	882	7.1	297	5.2	-1.9
<i>appraisal</i>	453	3.6	116	2.0	-1.6
<i>creative-production</i>	543	4.4	185	3.2	-1.1
<i>emergency-response</i>	212	1.7	50	0.9	-0.8
<i>self-study</i>	186	1.5	75	1.3	-0.2
<i>procedure-execution</i>	735	5.9	328	5.7	-0.2
<i>representation</i>	615	4.9	292	5.1	+0.2
<i>inspection</i>	963	7.7	514	9.0	+1.2
<i>rule-enforcement</i>	30	0.2	128	2.2	+2.0
<i>design</i>	992	8.0	664	11.6	+3.6
<i>coordination</i>	603	4.8	496	8.7	+3.8
<i>fabrication</i>	505	4.1	544	9.5	+5.4
<i>advising</i>	403	3.2	508	8.9	+5.6
total	12,464	100.0	5,730	100.0	

C Design notes for each work activity

Table C.1 translates the 18 work activities into benchmark-design notes. The table does not introduce separate evaluation logic. For each activity, it states a plausible benchmark proxy and the scored work product that would be needed if the benchmark intends to support a work-activity claim.

Table C.1: Design notes for applying the main three-step approach to each work activity.

work activity	plausible benchmark proxy	what the scored work product should show
<i>analysis</i>	Interpretive memo from heterogeneous evidence.	The product should preserve source support, assumptions, reasoning path, and a finding that a reviewer can inspect.
<i>administration</i>	Multi-platform workflow task across records, approvals, or enterprise systems.	The product should show the updated state, the authority for the update, and the remaining handoff or approval step.
<i>design</i>	Specification for a system, service, artifact, or process.	The product should be executable by a downstream actor and should state constraints, tradeoffs, and acceptance criteria.
<i>inspection</i>	Review of an artifact against rules, standards, or clauses.	The product should cite the governing rule, identify the checked item, and separate conforming from nonconforming findings.
<i>troubleshooting</i>	Diagnose-and-fix task in software, clinical, technical, or operational settings.	The product should include the diagnosis, the evidence for it, the fix or recommendation, and a check that the problem state changed.
<i>record-keeping</i>	Retrieve, update, reconcile, or file a canonical record.	The product should preserve version, provenance, field-level changes, retention constraints, and retrieval path.
<i>teaching</i>	Tutorial or feedback episode for a learner.	The product should show the learning goal, learner state, feedback given, and evidence that the learner can use the instruction.
<i>procedure-execution</i>	Execute a prescribed procedure under a stated standard.	The product should show each required step, deviations, escalation decisions, and final procedural status.
<i>representation</i>	Act or communicate on behalf of a person, organization, or role.	The product should show role authority, constraints, commitments made, and the external-facing record.
<i>coordination</i>	Align actors, timing, dependencies, or handoffs across tools.	The product should show responsibilities, dependencies, unresolved blockers, and the next actor who receives the work.
<i>creative-production</i>	Produce a media, design, or communication artifact from a brief.	The product should satisfy the brief, preserve required assets or constraints, and be deliverable in the requested format.
<i>fabrication</i>	Plan or supervise tangible work from a specification.	The product should show the work plan, material or safety constraints, acceptance checks, and the limits of non-embodied evaluation.
<i>appraisal</i>	Grade, value, review, or judge an artifact or case.	The product should state the standard used, the evidence inspected, the judgment, and reasons a second reviewer can audit.
<i>advising</i>	Tailored recommendation for a person, client, or case.	The product should show case facts, options considered, scope limits, risk or uncertainty, and the action the recipient can take.
<i>investigation</i>	Reconstruct an event, condition, or pattern from evidence.	The product should show evidence collection, source conflicts, timeline or causal reconstruction, and unresolved gaps.
<i>emergency-response</i>	Time-pressured triage or incident response.	The product should show immediate risk assessment, escalation decision, action taken, time-sensitive constraints, and handoff.
<i>self-study</i>	Maintain or update working competency over time.	The product should show learning need, materials used, competency update, and evidence of retained or usable knowledge.
<i>rule-enforcement</i>	Apply behavioral or procedural rules in context.	The product should show the rule, observed conduct, contextual exception if any, decision, and appeal or escalation path.