

Improved Torn Paper Coding via Local Alignment

Junsheng Liu and Netanel Raviv

Department of Computer Science and Engineering
Washington University in St Louis, St Louis, MO, USA
junsheng, netanel.raviv@wustl.edu

Abstract

In the torn paper channel, a transmitted codeword is broken at random locations into fragments that arrive at the decoder in an unordered manner. A central theoretical challenge within this model is global alignment—the task of determining each fragment’s original position—in order to faithfully reconstruct the entire codeword. Prior work by Shomorony and Vahid introduced an interleaved-pilot scheme that successfully achieved a vanishing error probability. However, their alignment strategy relies heavily on global statistics, requiring fragments to exceed a minimum length and effectively discarding many shorter ones as erasures, which results in rates significantly below capacity. To address this gap, we propose an improved coding scheme that achieves a provable rate increase through a novel approach we call *local alignment*. This approach identifies global alignment bits within each fragment using only local information, allowing the decoder to determine the positions of fragments that are shorter than those used in previous work. Consequently, the decoder can extract information from a much larger fraction of the channel output than in previous work, yielding significantly higher rates. Furthermore, we extend our analysis to torn paper coding with lost pieces (TPC-LP), a generalized model that accounts for length-dependent fragment deletion. For a class of TPC-LP channels that delete all fragments below a logarithmic length threshold while allowing arbitrary length-dependent deletion probabilities for longer fragments, we show that the proposed local alignment strategy achieves an arbitrarily small additive gap to capacity as the threshold increases.

I. INTRODUCTION

Consider a simple game: you write an information sequence on a long strip of paper, but before the receiver can read it, a friend plays a trick by tearing the paper into random, shuffled pieces. While the text on each individual fragment remains perfectly legible, all context regarding their original order is completely lost. To win the game and recover the message, you must find a way to piece the fragments back together, based only on the information written on each fragment. This intuitive scenario captures the core mechanics of torn paper coding, a fundamental reconstruction problem in information and coding theory.

This reconstruction problem arises naturally in emerging data storage and transmission systems that are vulnerable to physical fragmentation, with DNA storage and forensic 3D fingerprinting providing key examples. DNA storage has emerged as an important alternative for large-scale archival systems [1, 3–5], but its biochemical nature makes DNA molecules susceptible to random strand breaks. This vulnerability motivates the torn-paper coding problem studied herein, where information must be reconstructed from unordered fragments. Beyond synthetic biology, this fragmentation problem also appears in physical embedding of data within 3D-printed objects. To enable secure forensic identification, fingerprinting information is encoded directly into the physical structure of a 3D-printed model [15]. However, if the object is broken—whether accidentally or through malicious tampering—the embedded data string is shattered. An adversary might even conceal certain pieces, leaving the decoder to recover the information from an incomplete, unordered set of fragments.

These physical vulnerabilities—from degrading DNA to shattered 3D prints—lead to a natural coding-theoretic abstraction: an encoder transmits a codeword through a channel that breaks it into pieces, shuffles them, and potentially discards some. The objective is to reliably recover the encoded information from the surviving, unordered fragments.

Parts of this work were presented in the 2026 IEEE International Symposium on Information Theory. This work was supported in part by NSF grant CNS-2223032.

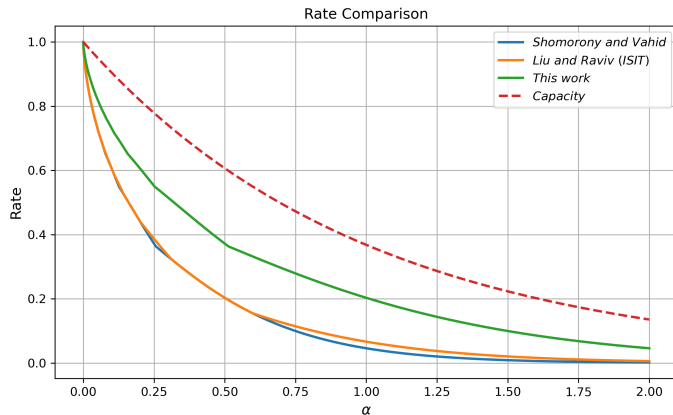


Fig. 1. A comparison between the rates of [12], the rates of [8], the channel capacity [12], and the rates in this work.

Torn paper coding was initially proposed in the seminal work by Shomorony and Vahid [12], which established the channel capacity and proposed initial encoding strategies. This framework was later generalized by Ravi, Vahid and Shomorony [11] to account for lost pieces, i.e., where each fragment is independently discarded with a length-dependent probability. In parallel, practical designs in [7, 10] utilize nested codes to achieve high empirical rates; however, these heuristic approaches currently lack rigorous guarantees that the error probability vanishes as the codeword length approaches infinity.

Beyond torn paper coding, several adjacent models address related fragmentation challenges under different constraints. Motivated specifically by 3D printing forensics, break-resilient codes [14] are designed to tolerate an adversary introducing up to a fixed number of breaks, ensuring that every resulting fragment carries enough positional information to allow full recovery. Similarly, [9] studied a model in which the decoder must reconstruct the data from only a single, sufficiently large fragment. The adversarial torn paper model of [2] approaches the problem by restricting the lengths of possible fragments, while the sliced channel [13] examines a setting where the sequence is partitioned into fixed-length slices that may suffer internal substitution or deletion errors. While these adversarial and structured models provide valuable insights, in this paper, we focus on torn paper coding, where fragments are generated by random cuts.

Under these random cuts, the fundamental challenge is global alignment, i.e., recovering the original sequence from an unordered multiset of fragments. To tackle this, prior work introduced an interleaved-pilot scheme [12] that embeds a De Bruijn pilot sequence periodically among the symbols of a randomly shifted erasure code. Since sufficiently long fragments contain a sufficiently long portion of the pilot sequence, the decoder is able to determine the absolute global position of such fragments. However, to reliably distinguish the pilot sequence from other data within the fragment, the decoder must rely on global statistical uniqueness, which imposes a relatively large restriction on minimum fragment length. Consequently, the decoder is forced to establish a minimum fragment length threshold, discarding any fragment that falls below it. By treating a substantial volume of these shorter fragments as erasures, this approach leaves a significant gap in the achievable transmission rate.

To close this gap, we propose an improved coding scheme that shifts the alignment paradigm from global statistical uniqueness to local structural patterns. Specifically, we impose a Run-Length Limited (RLL) block constraint on the erasure-coded information to strictly cap the maximum number of consecutive zeros. We then strategically embed a sequence violation—a deterministic marker of consecutive zeros exceeding this cap—exclusively within the De Bruijn pilot sequence. Since this embedded marker is mathematically prohibited from appearing anywhere in the erasure-coded information, the decoder can distinguish the pilot-sequence bits from the erasure-coded bits within any fragment that contains the marker. This local alignment guarantee effectively *halves* the minimum required fragment length. By safely extracting positional information from much shorter fragments without the need for long statistical uniqueness, our scheme utilizes a significantly larger fraction of the channel output, yielding strictly higher achievable rates compared to existing provable schemes, while maintaining a vanishing decoding error probability. The improved capacity is shown in Figure 1, with comparison between the rates of [12], the rates of [8], the channel capacity [12], and the rates in this work.

Furthermore, the advantages of this local alignment strategy extend naturally to torn paper coding with lost pieces (TPC-LP) [11]. In this generalized model, fragments are independently discarded (or “deleted”) with a length-dependent probability, mirroring physical scenarios where shorter pieces are entirely lost. Since our proposed encoding treats short fragments as erasures, it is inherently robust to such deletions. We analytically demonstrate that our method not only guarantees reliable recovery under such fragment deletions, but for a specific parameter regime it achieves an arbitrarily small gap to the theoretical capacity of the TPC-LP.

The remainder of this paper is organized as follows. Section II formally defines the torn paper coding model, reviews the capacity result of [12], and introduces the interleaved-pilot scheme which serves as the starting point for our construction. Section III presents the proposed local-alignment framework. In particular, Section III-A introduces the run-length-limited constructions, Section III-B describes the encoding procedure, Section III-C develops the decoding algorithm, and Section III-D rigorously proves reliable recovery (decoding error vanishes when the codeword length goes to infinity) and derives the achievable rate of the proposed scheme. Section III-E numerically compares the optimized achievable rates of the proposed method with prior provable constructions and with the torn-paper channel capacity. Finally, Section IV extends the local-alignment framework to torn paper coding with lost pieces, where we show that under a threshold-deletion regime the resulting scheme achieves an arbitrarily small additive gap to the TPC-LP capacity.

II. PROBLEM DEFINITION AND PREVIOUS RESULTS

We consider the problem of encoding a message in $\{0, 1\}^k$ into a codeword $\mathbf{x} = (x_1, \dots, x_n) \in \{0, 1\}^n$. During storage or transmission, the codeword is subject to random physical breaks between consecutive bits. For each index $i \in \{1, 2, \dots, n-1\}$, a break occurs between x_i and x_{i+1} with probability p_n and no break with probability $1 - p_n$, where p_n is a channel parameter. The fragmentation process does not delete or alter any bits; it only introduces random cuts between consecutive positions. More specifically, let N_1, N_2, \dots be i.i.d. Geometric(p_n) random variables representing the lengths of the broken pieces, and let K be the smallest index such that

$$\sum_{i=1}^K N_i \geq n.$$

The channel tears the string \mathbf{x} into fragments $\vec{X}_1, \vec{X}_2, \dots, \vec{X}_K$, where

$$\vec{X}_i \triangleq (x_{1+\sum_{j=1}^{i-1} N_j}, \dots, x_{\sum_{j=1}^i N_j}),$$

and the final fragment is bounded by the total length n :

$$\vec{X}_K \triangleq (x_{1+\sum_{j=1}^{K-1} N_j}, \dots, x_n).$$

The decoder receives the unordered multiset $\{\{\vec{X}_1, \vec{X}_2, \dots, \vec{X}_K\}\}$ of all resulting fragments, and the goal is to design a family of binary codewords $\mathcal{C} \subseteq \{0, 1\}^n$ such that the probability of decoding error—defined as $P_e = \max_{c \in \mathcal{C}} \Pr(\psi(\{\{\vec{X}_j\}_{j=1}^K\}) \neq c)$ for a decoding function ψ that maps the multiset of fragments back to the original codeword—vanishes as $n \rightarrow \infty$. Clearly, for any practical use the function ψ must be efficiently computable. The channel is illustrated in Figure 2, where raw information is encoded into a string, the string is torn into pieces, and the decoder must decode the correct information based on the unordered set of substrings.

We assume that the received fragments retain their orientation, i.e., when receiving a fragment $(x_i, \dots, x_{i+\ell})$, the decoder does not confuse this fragment with its reverse $(x_{i+\ell}, \dots, x_i)$. This assumption reflects actual DNA storage settings, where the underlying biochemical directionality of the DNA strand dictates the correct reading direction [16] and is similarly mirrored in 3D-printing forensics where asymmetric inner codes and orientation-specific markers are embedded into the model’s geometry to break rotational symmetry and ensure unique readability [15]. Thus, the orientation of each fragment is assumed to be known.

The capacity of the associated channel (called the *torn paper channel*) has been studied in [12]. They defined $\alpha = \lim_{n \rightarrow \infty} p_n \log n$ and proved that the capacity of this channel is $e^{-\alpha}$. In the case that $p_n = o(\frac{1}{\log n})$, we have that $e^{-\alpha}$ approaches 1 when $n \rightarrow \infty$, and similarly, if $p_n = \omega(\frac{1}{\log n})$ then $e^{-\alpha}$ approaches 0 when $n \rightarrow \infty$. Thus, the remaining regime of interest is $p_n = \Theta(\frac{1}{\log n})$, i.e., where α is constant.

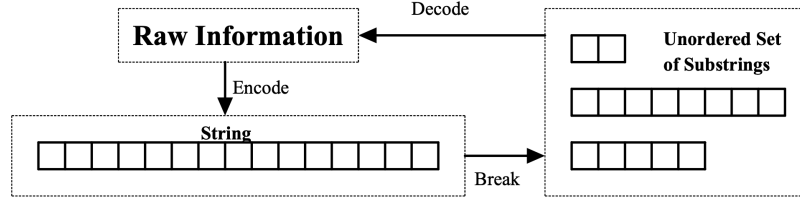


Fig. 2. A sketch of torn paper coding.

Ref. [12] also shows that purely random codes achieve this capacity. As purely random codes are impractical for encoding and decoding, the authors introduce an interleaving framework based on combining a De Bruijn sequence with a shifted pseudorandom erasure code. In this framework, the De Bruijn sequence serves as a global pilot structure for fragment localization; however, this requires fragments to be long enough to successfully distinguish pilot markers from information bits. We provide technical details in Section II-A, and extend this idea using a technique we call *local alignment* in Section III-B. This technique uses local structures within a fragment to identify the locations of De Bruijn sequence bits, and thereby relaxes the fragment length requirement and leads to higher rates.

Ref. [11] studied torn paper coding with lost pieces (TPC-LP), which extends torn paper coding to accommodate lost fragments by introducing a length-dependent deletion probability. In this model, an encoded binary sequence first passes through the standard torn paper channel. Then, each resulting fragment $\vec{X}_i \in \{\{\vec{X}_1, \vec{X}_2, \dots, \vec{X}_K\}\}$ is independently discarded with some probability $d(\cdot)$ that depends on fragment length. The channel output is the unordered multiset of the surviving fragments, once again assuming no internal bit-level errors (the full details of TPC-LP are given in Section IV). As demonstrated in Section IV, our proposed coding method achieves an arbitrarily small gap to the capacity of the TPC-LP in a specific fragment deletion regime.

A complementary line of work studies practical torn paper coding schemes through empirical evaluation, but does not provide rigorous analytical guarantees, i.e., does not establish that the decoding error probability vanishes as $n \rightarrow \infty$. For instance, [7, 10] propose nested designs that achieve higher rates than [12] in practice. Thus, while these approaches offer useful algorithmic constructions, their fundamental limits and provable performance remain largely open.

A. Interleaved-pilot Scheme

Since our method is similar to the interleaved pilot scheme of [12], we introduce it here as the basis for our refined construction in Section III-B. We begin with the definition of a De Bruijn sequence.

Definition 1. A De Bruijn sequence of order $\log n$ over \mathbb{F}_2 is a binary sequence of length n in which every possible binary string of length $\log n$ appears exactly once as a (possibly cyclic) contiguous substring.

For a fixed positive integer m , consider a De Bruijn sequence \mathbf{p} of length n/m , which we refer to as the *pilot* sequence. According to Definition 1, every sequence of length $\log(n/m)$ appears in \mathbf{p} exactly once. To construct the codebook, the authors of [12] interleave the pilot sequence with codewords of an erasure code. Specifically, let \mathcal{C}_{er} be an erasure code of length n/m and rate R_{er} . They form a *shifted* version of this code by drawing an i.i.d. $\text{Ber}(1/2)$ random vector in $\{0, 1\}^{n/m}$ and XORing it with each codeword of \mathcal{C}_{er} , thereby obtaining the pseudo-random code $\tilde{\mathcal{C}}_{\text{er}}$. A key property required for alignment is that the pilot sequence substrings should not coincide with any substring of a randomly shifted erasure codeword as follows.

Observation 1. For any $\mathbf{s} \in \tilde{\mathcal{C}}_{\text{er}}$, the probability that \mathbf{s} shares a length- k substring with the pilot sequence is

$$\Pr\left(\mathbf{p}[i : i + k - 1] = \mathbf{s}[j : j + k - 1] \text{ for any distinct } i, j \in \left[\frac{n}{m} - k\right]\right) \leq \left(\frac{n}{m}\right) 2^{2-k},$$

where the probability is taken over the choices of the random vector used to construct $\tilde{\mathcal{C}}_{\text{er}}$ from \mathcal{C}_{er} , and where $\mathbf{p}[i : i + k - 1]$ refers to the i -th through $(i + k - 1)$ -th bits of \mathbf{p} .

Therefore, if $k = (2 + \delta) \log n$ for some $\delta > 0$, this probability goes to 0 when $n \rightarrow \infty$. This means that for any $\epsilon > 0$ there exists a large enough n so that it is possible to choose at least $1 - \epsilon$ fraction of the codewords in $\tilde{\mathcal{C}}_{\text{er}}$

such that any $(2 + \delta) \log n$ segment in any of its codewords is distinct from any $(2 + \delta) \log n$ segment of the pilot sequence \mathbf{p} .

Let $S = \{\mathbf{s}_1, \mathbf{s}_2, \dots, \mathbf{s}_{|S|}\} \subset \tilde{C}_{\text{er}}$ be a set of $(1 - \epsilon)2^{\frac{n}{m}R_{\text{er}}}$ such codewords, i.e., where none of them shares any $(2 + \delta) \log n$ contiguous subsequence with \mathbf{p} . Ref. [12] builds a codeword \mathbf{c} by taking $m - 1$ codewords from S and interleaving their symbols with symbols from \mathbf{p} . More precisely, for any function $u : [m - 1] \rightarrow [|S|]$, they build the codeword $\mathbf{c}_u = (\mathbf{c}_u[0], \mathbf{c}_u[1], \dots, \mathbf{c}_u[n - 1])$ where for every $t \in \{0, 1, \dots, n/m - 1\}$, we have

$$\mathbf{c}_u[mt + j] = \begin{cases} \mathbf{p}[t], & j = 0, \\ \mathbf{s}_{u(j)}[t], & j = 1, 2, 3, \dots, m - 1. \end{cases} \quad (1)$$

The resulting codebook is of size $|S|^{m-1} = (1 - \epsilon)^{m-1} 2^{(1 - \frac{1}{m})nR_{\text{er}}}$.

Subsequently, decoding begins by recovering the global alignment of the fragments through the periodically embedded pilot symbols drawn from the De Bruijn sequence \mathbf{p} . Since a window of length $(2 + \delta) \log n$ from the pilot sequence coincides with a window of the shifted erasure code with probability which tends to zero as $n \rightarrow \infty$, every fragment whose length exceeds $(2 + \delta)m \log n$ must contain at least one pilot window of length $(2 + \delta) \log n$ that is uniquely identifiable. Moreover, because every $\log(n/m)$ window of the De Bruijn sequence \mathbf{p} is distinct, the occurrence of such a window immediately reveals the fragment's absolute position in the codeword, a process we call *global alignment*. Once these long fragments are anchored, the short fragments—those too small to contain any identifiable pilot window—are discarded, and the resulting missing positions are treated as erasures. The reconstruction of the full message is then completed by the outer shifted-erasure code \tilde{C}_{er} , which deterministically corrects the erased locations created by the random breaking process.

Notice that in the interleaved-pilot scheme, the decoder identifies the locations of the pilot sequence bits only in sufficiently long fragments. The rationale is that the probability of a long window of the De Bruijn sequence coinciding with a window of a shifted erasure codeword is vanishingly small. However, this approach has an inherent gap: the number of bits required to ensure that a De Bruijn window is *not* identical to a shifted erasure window is approximately $2 \log n$ (Observation 1), whereas the number of bits needed to uniquely identify a De Bruijn window is only $\log(n/m)$. Consequently, the decoder in [12] restricts itself to fragments of length at least $(2 + \delta)m \log n$, discarding the large number of shorter fragments, which reduces the effective rate since all such fragments are treated as erasures.

This observation motivates the question of whether one can identify the locations of the pilot sequence bits by exploiting the local pattern surrounding each De Bruijn window, rather than relying solely on long fragments. Specifically, we embed a small deterministic marker into the De Bruijn sequence and actively prevent this marker from appearing within the erasure code. By detecting these distinct structural patterns within any given fragment, we can distinguish the De Bruijn bits from the erasure-coded bits—a technique we term *local alignment*. Once this pattern is identified, the De Bruijn window can be reliably inferred. This enables the decoder to determine the global position of fragments whose lengths are well below $(2 + \delta)m \log n$.

III. IMPROVED TORN PAPER CODING VIA LOCAL ALIGNMENT

To implement this local alignment, our proposed scheme constrains both the erasure code C_{er} and the De Bruijn sequence using a Run-Length Limited (RLL) $(0, k)$ block code. We then strategically embed a sequence violation—specifically, $k + 1$ consecutive 0's—exclusively within the De Bruijn sequence to serve as a local alignment anchor. Since this violation is strictly prohibited from occurring within the RLL-constrained C_{er} -codeword (denoted \tilde{C}_{er}), as well as from the remainder of the De Bruijn sequence, the marker remains entirely distinguishable. Consequently, the modified De Bruijn sequence functions as a dual-purpose pilot: it acts as a delimiter to identify local boundaries within a fragment while simultaneously establishing global alignment. This dual functionality ensures alignment integrity, facilitating the recovery of short segments that would otherwise be discarded, ultimately achieving a measurable increase in the overall information rate.

A. Run Length Limited Code

Since our method uses an RLL technique for local alignment, we introduce it here as the basis for our construction in Section III-B. The codewords of an RLL code are binary sequences of a fixed length n , characterized by

parameters d and k . These parameters indicate the minimum and maximum number of 0's between consecutive 1's in the sequence. For example, an RLL(1, 3) code, also known as Modified Frequency Modulation (MFM) [6], requires that between any two 1's there are at least $d = 1$ and at most $k = 3$ 0's. To meet the requirements of Section III-B which follows, we require an RLL(0, $k - 1$) scheme and an RLL(0, $k - 2$) scheme, which are obtained by insertion of 1's into the information words, and are introduced in the following simple lemmas.

Lemma 1. *There exists an RLL(0, $k - 1$) fixed-length block code with rate $\frac{k-1}{k}$.*

Proof. Consider a binary input word $\mathbf{v} \in \{0, 1\}^l$, and assume for simplicity that $k - 1$ divides l (otherwise, pad the last block with at most $k - 2$ dummy bits, which does not affect the asymptotic rate). Partition \mathbf{v} into $\frac{l}{k-1}$ consecutive blocks of length $k - 1$, say $\mathbf{v}^{(1)}, \mathbf{v}^{(2)}, \dots, \mathbf{v}^{(l/(k-1))}$, and append a 1 to every block:

$$\mathbf{x}^{(i)} \triangleq \mathbf{v}^{(i)}1, \quad i = 1, \dots, \frac{l}{k-1}.$$

The final codeword is the concatenation $\mathbf{x} \triangleq \mathbf{x}^{(1)}\mathbf{x}^{(2)} \dots \mathbf{x}^{(l/(k-1))}$, and therefore has length $\frac{lk}{k-1}$, yielding rate $\frac{l}{lk/(k-1)} = \frac{k-1}{k}$. Since every length- k block ends with a 1, any k consecutive bits contain a 1 and hence any zero run has length at most $k - 1$; in particular, \mathbf{x} satisfies the RLL(0, $k - 1$) constraint. Decoding simply reverses this construction: split the received word into length- k blocks and delete the last bit of each block. \square

While Lemma 1 established the existence of an RLL(0, $k - 1$) fixed-length block code with rate $\frac{k-1}{k}$, the following lemma introduces an RLL(0, $k - 2$) fixed-length block code achieving a rate of $\frac{k-2}{k}$.

Lemma 2. *There exists an RLL(0, $k - 2$) fixed-length block code with rate $\frac{k-2}{k}$.*

Proof. Consider a binary input word $\mathbf{v} \in \{0, 1\}^l$, and assume for simplicity that $k - 2$ divides l (otherwise, pad the last block with at most $k - 3$ dummy bits, which does not affect the asymptotic rate). Partition \mathbf{v} into $\frac{l}{k-2}$ consecutive blocks of length $k - 2$, say $\mathbf{v}^{(1)}, \mathbf{v}^{(2)}, \dots, \mathbf{v}^{(l/(k-2))}$, and prepend and append a 1 to each block:

$$\mathbf{x}^{(i)} \triangleq 1\mathbf{v}^{(i)}1, \quad i = 1, \dots, \frac{l}{k-2}.$$

The final codeword is the concatenation $\mathbf{x} \triangleq \mathbf{x}^{(1)}\mathbf{x}^{(2)} \dots \mathbf{x}^{(l/(k-2))}$, and therefore has length $\frac{lk}{k-2}$, yielding rate $\frac{l}{lk/(k-2)} = \frac{k-2}{k}$. Moreover, since every length- k block begins and ends with a 1, any k consecutive bits contain two 1's and hence any zero run has length at most $k - 2$; in particular, \mathbf{x} satisfies the RLL(0, $k - 2$) constraint. Decoding simply reverses this construction: split the received word into length- k blocks and delete the first bit and the last bit of each block to recover \mathbf{v} . \square

Lemmas 1 and 2 demonstrate two distinct methods for constructing fixed-length block codes that achieve an asymptotic rate of 1 as $k \rightarrow \infty$. Furthermore, these two constructions are tailored to serve different purposes within the overall encoding process in Section III-B. To simplify our exposition and explicitly distinguish between these two schemes, we adopt the following terminology:

- We refer to the RLL(0, $k - 1$) fixed-length block code with rate $\frac{k-1}{k}$ from Lemma 1 as the RLL(0, $k - 1$) *code*, and its corresponding operations as the RLL(0, $k - 1$) *encoder and decoder*.
- We refer to the RLL(0, $k - 2$) fixed-length block code with rate $\frac{k-2}{k}$ from Lemma 2 as the $\widetilde{\text{RLL}}$ (0, $k - 2$) *code*, and its corresponding operations as the $\widetilde{\text{RLL}}$ (0, $k - 2$) *encoder and decoder*.

B. Encoding

The encoding process starts with an inner code designed to handle fragment losses. Once fragments are aligned, their missing lengths and positions are known, making this fundamentally an erasure channel (see proofs in Section III-D). By employing a random binary linear code, we can recover these erasures efficiently in polynomial time—essentially by using Gaussian elimination to solve a system of linear equations over \mathbb{F}_2 . The parameters for this code are defined below.

Definition 2. *Fix sufficiently small constants $\delta, \eta > 0$ and a constant positive integer m (a construction parameter that will be optimized later), and let $\gamma \triangleq (1 + \delta)m$. Further, let $n_{\text{er}} \triangleq \frac{(\beta-1)n}{m\beta}$ for $\beta = \beta(n)$ such that $\beta = o(\log(n))$*

and $\beta = \omega(1)$. We let \mathcal{C}_{er} be a random binary linear code with parity-check matrix $H \in \mathbb{F}_2^{r \times n_{\text{er}}}$ whose entries are chosen independently and uniformly from \mathbb{F}_2 , where $r = (1 - (\alpha\gamma + 1)e^{-\alpha\gamma} + 3\eta) n_{\text{er}}$.

The following lemma proves that the matrix H achieves full row rank with high probability, thereby establishing the rate of \mathcal{C}_{er} .

Lemma 3. *Let $H \in \mathbb{F}_2^{r \times n_{\text{er}}}$ be a random binary matrix whose entries are chosen independently and uniformly from \mathbb{F}_2 , where $r \leq n_{\text{er}}$. Then, $\text{rank}(H) = r$ with high probability. Consequently, the random binary linear code \mathcal{C}_{er} defined by the parity-check matrix H has rate $R_{\text{er}} = 1 - \frac{r}{n_{\text{er}}}$. In particular, if $r = (1 - (\alpha\gamma + 1)e^{-\alpha\gamma} + 3\eta) n_{\text{er}}$, then $R_{\text{er}} = (\alpha\gamma + 1)e^{-\alpha\gamma} - 3\eta$ with high probability.*

Proof. The matrix H fails to have full row rank only if some row lies in the span of the previous rows. Conditioned on the first $i - 1$ rows being linearly independent, their span contains 2^{i-1} vectors out of the total $2^{n_{\text{er}}}$ vectors in $\mathbb{F}_2^{n_{\text{er}}}$. Hence the probability that the i -th row lies in this span is $2^{i-1-n_{\text{er}}}$. By the union bound, $\Pr(\text{rank}(H) < r) \leq \sum_{i=1}^r 2^{i-1-n_{\text{er}}} \leq 2^{r-n_{\text{er}}}$. Since $r - n_{\text{er}} = -((\alpha\gamma + 1)e^{-\alpha\gamma} - 3\eta) n_{\text{er}}$, the probability above tends to zero exponentially fast in n_{er} , provided η is sufficiently small. Therefore, $\text{rank}(H) = r$ with high probability. Finally, when $\text{rank}(H) = r$, the null space of H has dimension $n_{\text{er}} - r$, so the corresponding binary linear code has rate $1 - r/n_{\text{er}}$. Substituting the value of r gives $R_{\text{er}} = (\alpha\gamma + 1)e^{-\alpha\gamma} - 3\eta$. \square

With the foundational erasure code \mathcal{C}_{er} established, the next critical step in the encoding process is constructing the pilot sequence. Let \mathbf{q} be a De Bruijn sequence of length $\frac{n}{m}(1 - \frac{\beta}{(1+\delta/2)\log n})^{\beta-2}$, where δ is a small constant that satisfies $\delta > \frac{2}{\beta-2}$. This sequence \mathbf{q} has the property that every sequence of length $\log(\frac{n(\beta-2)}{m\beta}(1 - \frac{\beta}{(1+\delta/2)\log n}))$ appears in \mathbf{q} exactly once. Subsequently, we apply the $\widetilde{\text{RLL}}(0, \beta - 2)$ encoder from Lemma 2 to \mathbf{q} , yielding a modified De Bruijn sequence $\bar{\mathbf{q}}$ of length $\frac{n}{m}(1 - \frac{\beta}{(1+\delta/2)\log n})$. For simplicity, we further assume that $\beta \mid (1 + \delta/2) \log n$ and define the modified pilot sequence \mathbf{p} as follows.

Definition 3. *Define the pilot sequence $\mathbf{p} = (\mathbf{p}[0], \mathbf{p}[1], \dots, \mathbf{p}[n/m - 1])$ as*

$$\mathbf{p}[t(1 + \delta/2) \log n + j] = \begin{cases} 0, & 0 \leq j \leq \beta - 1, \\ \bar{\mathbf{q}}[t(1 + \delta/2) \log n + (j - \beta)], & \beta \leq j \leq (1 + \delta/2) \log n - 1 \end{cases},$$

where $t \in \{0, 1, \dots, \frac{n}{(1+\delta/2)m \log n} - 1\}$ and $j \in \{0, 1, \dots, (1 + \delta/2) \log n - 1\}$.

In Definition 3 we systematically embed runs of β consecutive zeros, which we term *markers*, at fixed intervals throughout the pilot sequence \mathbf{p} . The process of constructing \mathbf{p} from the De Bruijn sequence \mathbf{q} is therefore:

$$\mathbf{q} \xrightarrow{\widetilde{\text{RLL}}(0, \beta - 2)} \bar{\mathbf{q}} \xrightarrow{\text{embed } \beta \text{ 0-runs}} \mathbf{p} \quad (2)$$

Building on this process, we establish the following key property of \mathbf{p} .

Lemma 4. *A run of β consecutive zeros in \mathbf{p} occurs if and only if it corresponds to an embedded marker.*

Proof. The “if” direction is immediate: every embedded marker is a 0-run of length β , and therefore gives a run of β consecutive zeros in \mathbf{p} . To prove the converse, suppose for contradiction that there exists a run

$$(\mathbf{p}[j], \mathbf{p}[j + 1], \dots, \mathbf{p}[j + \beta - 1]) = \mathbf{0}_\beta,$$

where $\mathbf{0}_\beta$ is a vector with β zero, that does not correspond to an embedded marker for some j . We split into cases according to the position j from which this run originates.

Recall that $\bar{\mathbf{q}}$ is obtained by the $\widetilde{\text{RLL}}(0, \beta - 2)$ encoder, which maps every block $\mathbf{v} \in \{0, 1\}^{\beta-2}$ in \mathbf{q} to $(1, \mathbf{v}, 1)$. As $\bar{\mathbf{q}}$ is a concatenation of length- β blocks and each block begins and ends with a 1, no length- β run of zeros can lie completely inside $\bar{\mathbf{q}}$.

It remains to consider a run which intersects a marker but is not exactly that marker. Since the marker itself has length β , such a run must cross one of the two boundaries between a marker and bits that originate in $\bar{\mathbf{q}}$. By the assumption that $\beta \mid (1 + \delta/2) \log n$, the markers are aligned with the length- β block structure of $\bar{\mathbf{q}}$. Therefore the symbol of $\bar{\mathbf{q}}$ immediately before a marker is the final 1 of some block of the form $(1, \mathbf{v}, 1)$, and the symbol of $\bar{\mathbf{q}}$ immediately after a marker is the initial 1 of some block of the same form. Consequently, any length- β window

that overlaps a marker but is not exactly the marker contains one of these boundary 1s, and hence it cannot be equal to $\mathbf{0}_\beta$. \square

Next, we apply the RLL(0, $\beta - 1$) fixed-length block encoding algorithm from Lemma 1 to all codewords of \mathcal{C}_{er} , yielding a code $\bar{\mathcal{C}}_{\text{er}}$; the block length of $\bar{\mathcal{C}}_{\text{er}}$ is n/m and its rate is $(1 - \frac{1}{\beta})R_{\text{er}}$ and hence its size is $2^{\frac{n}{m}(1-\frac{1}{\beta})R_{\text{er}}}$.

To construct the final code, we interleave the pilot sequence \mathbf{p} with the codewords of $\bar{\mathcal{C}}_{\text{er}}$ in a manner that resembles the interleaving from [12] given in Section II-A. Rather than interleaving $m - 1$ codewords from a subset of a random coset of \mathcal{C}_{er} (which has no substring intersection with their pilot sequence) with a De Bruijn sequence as done in [12], we interleave $m - 1$ codewords of $\bar{\mathcal{C}}_{\text{er}}$ with our pilot sequence.

Formally, we fix an arbitrary indexing $\bar{\mathcal{C}}_{\text{er}} = \{\bar{\mathbf{s}}_1, \dots, \bar{\mathbf{s}}_{|\bar{\mathcal{C}}_{\text{er}}|}\}$, and write our code as

$$\{\mathbf{c}_v = (\mathbf{c}_v[0], \mathbf{c}_v[1], \dots, \mathbf{c}_v[n-1]) \mid v : [m-1] \rightarrow [|\bar{\mathcal{C}}_{\text{er}}|]\},$$

where for each $t \in \{0, 1, \dots, n/m - 1\}$,

$$\mathbf{c}_v[mt + j] = \begin{cases} \mathbf{p}[t], & j = 0, \\ \bar{\mathbf{s}}_{v(j)}[t], & j = 1, 2, 3, \dots, m-1. \end{cases} \quad (3)$$

Since the encoding process above is injective (i.e., $\mathbf{c}_v \neq \mathbf{c}_{v'}$ whenever $v \neq v'$), the resulting code size is $|\bar{\mathcal{C}}_{\text{er}}|^{m-1} = (2^{\frac{n}{m}(1-\frac{1}{\beta})R_{\text{er}}})^{m-1} = 2^{(1-\frac{1}{\beta})(1-\frac{1}{m})nR_{\text{er}}}$. Since $\beta = o(\log(n))$ and $\beta = \omega(1)$, we have

$$\lim_{n \rightarrow \infty} \left(1 - \frac{1}{\beta}\right) = 1,$$

and hence the resulting rate tends to $(1 - 1/m)R_{\text{er}}$ as n tends to infinity, i.e.,

$$\lim_{n \rightarrow \infty} \left(1 - \frac{1}{\beta}\right) \left(1 - \frac{1}{m}\right) R_{\text{er}} = \left(1 - \frac{1}{m}\right) R_{\text{er}}. \quad (4)$$

C. Decoding

The decoding process essentially reduces the torn paper channel into a standard erasure channel by exploiting the interleaved structure of codewords. At a high level, this is achieved through a three-step procedure:

- A Local Alignment:** The decoder identifies the positions of the \mathbf{p} bits (see (2)) within all fragments of length at least $(1 + \delta)m \log n$ and discards all other fragments. For each such fragment, this is done by first de-interleaving it to obtain sequences $\mathbf{w}_0, \dots, \mathbf{w}_{m-1}$, and identifying the unique \mathbf{w}_i which contains 0-runs of length β as the one which contains bits from \mathbf{p} .
- B Global Alignment:** In each sufficiently long fragment, we remove the 0-runs of length β from the respective \mathbf{w}_i found in step A, obtaining a substring from $\bar{\mathbf{q}}$, which is then decoded to obtain a substring of \mathbf{q} (again see (2)). This substring of \mathbf{q} —being a De Bruijn subsequence—is used to determine the unique global position of the fragment.
- C RLL and Erasure Decoding:** After global alignment, we obtain an estimate $\hat{\mathbf{c}}_v$ of \mathbf{c}_v , and extract substrings of the codewords in $\bar{\mathcal{C}}_{\text{er}}$ from $\hat{\mathbf{c}}_v$ (see (3)). These substrings are processed by an RLL decoding algorithm to remove run-length constraints, followed by standard erasure decoding for \mathcal{C}_{er} to recover the original message.

Step A (local alignment) is detailed in Algorithm 1, whose correctness is established in Lemma 5 below. Throughout the proof, recall that a transmitted word \mathbf{c}_v is obtained by interleaving \mathbf{p} with codewords $\bar{\mathbf{s}}_{v(1)}, \dots, \bar{\mathbf{s}}_{v(m-1)}$ from $\bar{\mathcal{C}}_{\text{er}}$. Additionally, let F be the set of all fragments whose length is at least $(1 + \delta)m \log n$.

Lemma 5. *For every $\mathbf{f} \in F$, Algorithm 1 correctly identifies the bits $\mathbf{p}_{\mathbf{f}}$ of \mathbf{p} and of every $\bar{\mathbf{s}}_{v(i)}$ within the given fragment.*

Proof. The decoding of fragment $\mathbf{f} \in F$ begins by a de-interleaving operation that extracts m candidate substrings, denoted $\mathbf{w}_0, \dots, \mathbf{w}_{m-1}$ (Lines 4-5). On the one hand, codewords in $\bar{\mathcal{C}}_{\text{er}}$ satisfy an RLL(0, $\beta - 1$) constraint, ensuring that no codeword contains a 0-run of length β . On the other hand, each codeword \mathbf{c}_v contains a bit from the pilot sequence \mathbf{p} at every m -th position, and hence any fragment of \mathbf{c}_v of length at least $(1 + \delta)m \log n$ contains at least $(1 + \delta) \log n$ bits from \mathbf{p} .

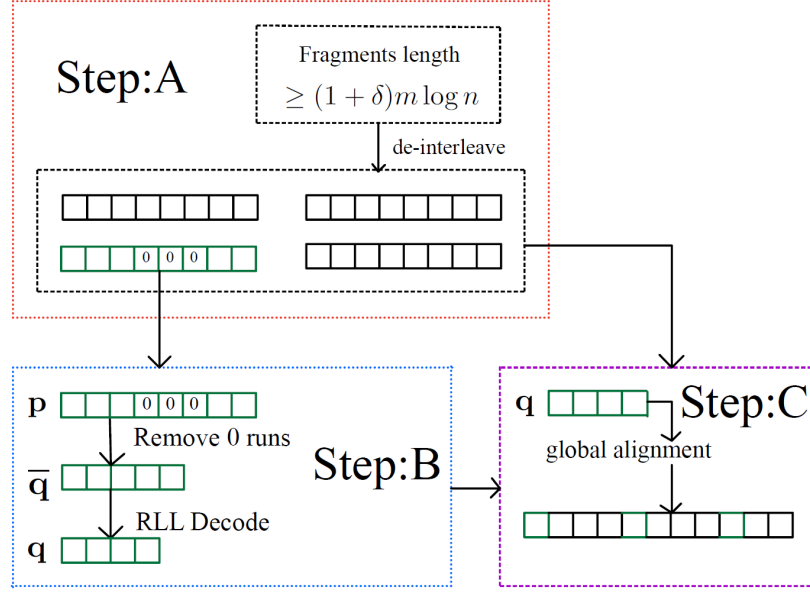


Fig. 3. A sketch of the decoding process.

Algorithm 1 Local alignment.

- 1: **Input:** Fragment $\mathbf{f} = (\mathbf{f}[0], \mathbf{f}[1], \dots, \mathbf{f}[l-1])$ of length $l \geq (1 + \delta)m \log n$.
 - 2: **Goal:** Identify the substring \mathbf{p}_f of the pilot sequence \mathbf{p} in the fragment \mathbf{f} , and a substring \mathbf{y}_f^i of the codeword $\bar{\mathbf{s}}_{v(i)}$ in \mathbf{f} , for each $i \in [m-1]$.
 - 3: Initialize empty strings $\mathbf{w}_0, \mathbf{w}_1, \dots, \mathbf{w}_{m-1}$.
 - 4: **for** $i = 0$ to $l-1$ **do**
 - 5: Append $\mathbf{f}[i]$ to $\mathbf{w}_{i \bmod m}$
 - 6: **end for**
 - 7: **for** $j = 0$ to $m-1$ **do**
 - 8: **if** \mathbf{w}_j contains a 0-run of length β **then**
 - 9: $\mathbf{p}_f \leftarrow \mathbf{w}_{j \bmod m}$
 - 10: $\mathbf{y}_f^1, \mathbf{y}_f^2, \dots, \mathbf{y}_f^{m-1} \leftarrow \mathbf{w}_{(j+1) \bmod m} \cdots \mathbf{w}_{(j+m-1) \bmod m}$
 - 11: **end if**
 - 12: **end for**
-

By Definition 3 and Lemma 4, it follows that any consecutive subsequence of length at least $(1 + \delta/2) \log n + \beta - 1$ of \mathbf{p} contains a 0-run of length β which corresponds to an embedded marker. For sufficiently large n , we always have

$$(1 + \delta) \log n > (1 + \delta/2) \log n + \beta - 1$$

as $\beta = o(\log(n))$. Therefore, at least one 0-run of length β is located inside a unique de-interleaved sequence \mathbf{w}_j (Lines 8-9). Furthermore, once the identity of the unique \mathbf{w}_j from \mathbf{p} is known, we have that $\mathbf{w}_{(j+1) \bmod m}$ is a substring of $\bar{\mathbf{s}}_{v(1)}$, as well as that $\mathbf{w}_{(j+2) \bmod m}$ is a substring of $\bar{\mathbf{s}}_{v(2)}$, and so on. \square

Once the bits \mathbf{p}_f of the pilot sequence \mathbf{p} and the bits of every $\bar{\mathbf{s}}_{v(i)}$ have been located within every fragment, step A (local alignment) is concluded. Then, step B (global alignment) is conducted via the following sub-steps, which are executed in Algorithm 2.

- B1 Extraction of modified De Bruijn sequence bits:** For every $\mathbf{f} \in F$, we identify and extract the substring $\bar{\mathbf{q}}_f$ of $\bar{\mathbf{q}}$ inside \mathbf{p}_f .
- B2 Extraction of De Bruijn sequence bits:** For every $\mathbf{f} \in F$, we run the $\widetilde{\text{RLL}}(0, \beta - 2)$ decoder over $\bar{\mathbf{q}}_f$ to extract the bits \mathbf{q}_f of \mathbf{q} inside \mathbf{p}_f .

B3 Perform global alignment: Determine the global positions of every $\mathbf{f} \in F$ using $\mathbf{q}_{\mathbf{f}}$; the fact that $\mathbf{q}_{\mathbf{f}}$ is sufficiently long for this purpose is proved in Lemma 8.

The correctness of steps **B1** and **B2** is proved in Lemma 6 and Lemma 7.

Lemma 6. *For every $\mathbf{f} \in F$, the subsequence $\bar{\mathbf{q}}_{\mathbf{f}}$ of the modified De Bruijn sequence $\bar{\mathbf{q}}$ inside \mathbf{f} is uniquely recoverable from the received pilot fragment $\mathbf{p}_{\mathbf{f}}$.*

Proof. By Lemma 4, any occurrence of 0-runs of length β within the received fragment $\mathbf{p}_{\mathbf{f}}$ corresponds uniquely to an inserted alignment marker. Hence, the subsequence $\bar{\mathbf{q}}_{\mathbf{f}}$ is recovered by locating all 0-runs of length β within $\mathbf{p}_{\mathbf{f}}$, removing them, and concatenating the remaining segments. \square

By Lemma 6, the bits corresponding to the modified De Bruijn sequence $\bar{\mathbf{q}}_{\mathbf{f}}$ can be identified and extracted from every $\mathbf{f} \in F$. Following that, we apply an $\widetilde{\text{RLL}}(0, \beta - 2)$ decoder over $\bar{\mathbf{q}}_{\mathbf{f}}$ to obtain the De Bruijn sequence bits $\mathbf{q}_{\mathbf{f}}$, see Line 10, and use $\mathbf{q}_{\mathbf{f}}$ for global alignment. The detailed process is given as follows in Algorithm 2 and proved in Lemma 7.

Algorithm 2 Extraction of De Bruijn subsequence $\mathbf{q}_{\mathbf{f}}$ from pilot $\mathbf{p}_{\mathbf{f}}$

```

1: Input: Pilot fragment  $\mathbf{p}_{\mathbf{f}} = (\mathbf{p}_{\mathbf{f}}[0], \dots, \mathbf{p}_{\mathbf{f}}[l - 1])$  of length  $l \geq (1 + \delta) \log n$ .
2: Output: The recovered De Bruijn subsequence  $\mathbf{q}_{\mathbf{f}}$ .
3: Initialize an empty string  $\mathbf{q}_{\mathbf{f}}$ .
4: Let  $U$  be the set of indices of all start locations of all 0-runs of length  $\beta$  in  $\mathbf{p}_{\mathbf{f}}$ .
5: Let  $u^* = \min U$  be the first detected zero run index.
6: for  $i = 0$  to  $l - 1$  do
7:   # Check if  $i$  is part of a zero run
8:   if  $i \notin \bigcup_{u \in U} \{u, \dots, u + \beta - 1\}$  then
9:     # Check if  $i$  is an  $\widetilde{\text{RLL}}$  additional bit, see Lemma 2.
10:    if  $(i - u^* + 1) \bmod \beta \neq 0$  and  $(i - u^*) \bmod \beta \neq 0$  then
11:      Append  $\mathbf{p}_{\mathbf{f}}[i]$  to  $\mathbf{q}_{\mathbf{f}}$ .
12:    end if
13:  end if
14: end for
15: return  $\mathbf{q}_{\mathbf{f}}$ .

```

Lemma 7. *Algorithm 2 correctly outputs $\mathbf{q}_{\mathbf{f}}$.*

Proof. Lemma 6 guarantees that any 0-runs of length β in $\mathbf{p}_{\mathbf{f}}$ can be found; thus, the set of locations U representing the start locations of all 0-runs of length β in $\mathbf{p}_{\mathbf{f}}$ is correctly identified. Recall the construction process (2):

- The $\widetilde{\text{RLL}}(0, \beta - 2)$ encoder inserts two 1's at fixed intervals into the original De Bruijn sequence \mathbf{q} to generate $\bar{\mathbf{q}}$.
- The sequence $\bar{\mathbf{q}}$ is transformed into \mathbf{p} by inserting 0-runs of length β at fixed locations, see Definition 3.

Since the relative distance between the additional bits inserted by $\widetilde{\text{RLL}}$ encoder (the 1's in Lemma 2) and the inserted 0-runs of length β (Definition 3) is fixed by the construction, the position of the additional 1's can be calculated relative to the leftmost detected zero run at u^* (Line 5). Line 10 of Algorithm 2 performs this calculation to filter out the additional bits, while Line 8 ensures the 0-runs themselves are excluded. Consequently, the remaining bits constitute the original De Bruijn subsequence $\mathbf{q}_{\mathbf{f}}$. \square

Next, we prove that $\mathbf{q}_{\mathbf{f}}$ identified in Lemma 7 can be used for global alignment, proving the correctness of **B3**.

Lemma 8. *For every $\mathbf{f} \in F$, $\mathbf{q}_{\mathbf{f}}$ appears only once in \mathbf{q} and hence can be used to determine the global position of \mathbf{f} .*

Proof. Recall that the De Bruijn sequence \mathbf{q} is of length $\frac{n}{m} \left(1 - \frac{\beta}{(1+\delta/2) \log n}\right)^{\frac{\beta-2}{\beta}}$. Consequently, every substring of length $\log \left(\frac{n(\beta-2)}{m\beta} \left(1 - \frac{\beta}{(1+\delta/2) \log n}\right)\right)$ appears in \mathbf{q} exactly once. Hence, to achieve global alignment, the recovered $\mathbf{q}_{\mathbf{f}}$ must exceed this unique length threshold. Since Algorithm 2 removes β bits every $(1 + \delta/2) \log n$ bits, it follows that at most 2 0-runs of length β are removed in a pilot fragment $\mathbf{p}_{\mathbf{f}}$ of length $(1 + \delta) \log n$. Then Algorithm 2

removes 2 bits every β bits which implies that sequence \mathbf{q}_f is of length at least $\frac{\beta-2}{\beta}((1+\delta)\log n - 2\beta)$. Therefore we must prove that

$$\frac{\beta-2}{\beta}((1+\delta)\log n - 2\beta) > \log \left(\frac{n(\beta-2)}{m\beta} \left(1 - \frac{\beta}{(1+\delta/2)\log n} \right) \right)$$

for a sufficiently large n . We expand the left-hand side (LHS) and right-hand side (RHS) as follows:

$$\begin{aligned} \text{LHS} &= \left(1 - \frac{2}{\beta} \right) ((1+\delta)\log n - 2\beta) \\ &= (1+\delta)\log n - \frac{2(1+\delta)}{\beta}\log n - 2\beta + 4. \end{aligned}$$

$$\text{RHS} = \log n - \log m + \log \left(1 - \frac{2}{\beta} \right) + \log \left(1 - \frac{\beta}{(1+\delta/2)\log n} \right).$$

Dividing both sides by $\log n$ and taking n to infinity yields the condition

$$1 + \delta - \frac{2(1+\delta)}{\beta} > 1,$$

which is equivalent to $\delta > \frac{2}{\beta-2}$. As $\beta = o(\log(n))$ and $\beta = \omega(1)$, $\delta > \frac{2}{\beta-2}$ holds true for any fixed $\delta > 0$. \square

Finally, RLL and erasure decoding (step **C**) is executed via the following sub-steps, which are implemented in Algorithm 3 and proved in Lemma 9 below.

C1 Removal of RLL-added bits: The output of step **B3** is an estimated codeword $\hat{\mathbf{c}}_v$, which contains all fragments $\mathbf{f} \in F$ placed in their correct global positions, and erasures (say, \star symbols) in all other positions. Since the RLL(0, $\beta - 1$) encoder inserts 1's at prescribed locations, these positions are known from the construction. We remove all such positions from $\hat{\mathbf{c}}_v$, resulting in a partially observed version of the interleaved codewords from \mathcal{C}_{er} .

C2 De-interleaving: After removing the RLL-added bits, we de-interleave the resulting sequence to obtain estimates $\hat{\mathbf{r}}_{v(1)}, \hat{\mathbf{r}}_{v(2)}, \dots, \hat{\mathbf{r}}_{v(m-1)}$ of the codewords in \mathcal{C}_{er} . Each $\hat{\mathbf{r}}_{v(i)}$ contains erasures in positions that were not covered by sufficiently long fragments.

C3 Erasure decoding: For each $\hat{\mathbf{r}}_{v(1)}, \hat{\mathbf{r}}_{v(2)}, \dots, \hat{\mathbf{r}}_{v(m-1)}$, we apply erasure decoding.

Algorithm 3 Extraction of \mathcal{C}_{er} -codeword estimates from globally aligned fragments

1: **Input:** An estimated codeword $\hat{\mathbf{c}}_v$ from step **B3**.

2: **Output:** Estimates $\hat{\mathbf{r}}_{v(1)}, \hat{\mathbf{r}}_{v(2)}, \dots, \hat{\mathbf{r}}_{v(m-1)}$ of the codewords $\mathbf{r}_{v(1)}, \mathbf{r}_{v(2)}, \dots, \mathbf{r}_{v(m-1)} \in \mathcal{C}_{\text{er}}$, containing erasures (\star symbols).

3: Let $\mathcal{A} = \bigcup_{\ell=1}^{n/(m\beta)} \{m\ell\beta - (m-1), m\ell\beta - (m-2), \dots, m\ell\beta - 1\}$
 # The set \mathcal{A} contains the locations of the 1's added to $\tilde{\mathcal{C}}_{\text{er}}$ by the RLL(0, $\beta - 1$) encoder.

4: **for** $i = 1$ to $m - 1$ **do**

5: Initialize $\hat{\mathbf{r}}_{v(i)} = \star \frac{n(\beta-1)}{m\beta}$. # An estimate of $\mathbf{r}_{v(i)} \in \mathcal{C}_{\text{er}}$.

6: **for** $t = 0$ to $n/m - 1$ **do**

7: Let $g = mt + i$.

8: **if** $g \notin \mathcal{A}$ **then**

9: Assign $\hat{\mathbf{c}}_v[g]$ to $\hat{\mathbf{r}}_{v(i)}$.

10: **end if**

11: **end for**

12: **end for**

13: **return** $\hat{\mathbf{r}}_{v(1)}, \hat{\mathbf{r}}_{v(2)}, \dots, \hat{\mathbf{r}}_{v(m-1)}$.

We comment that steps **C1** and **C2** above are implemented in Algorithm 3 via a linear pass over the bits of each fragment (Lines 4-12), while skipping RLL(0, $\beta - 1$) bits (Line 8) and sorting the remaining bits to \mathcal{C}_{er} codewords (Line 9). The proof of correctness of Algorithm 3 is as follows.

Lemma 9. For each $i \in [m-1]$ Algorithm 3 correctly outputs a partially observed version $\hat{\mathbf{r}}_{v(i)}$ of the corresponding codeword in \mathcal{C}_{er} .

Proof. Recall that the codeword \mathbf{c}_v (3) is constructed by interleaving the pilot sequence and the codewords in $\bar{\mathcal{C}}_{\text{er}}$, i.e.,

$$\mathbf{c}_v[mt + j] = \begin{cases} \mathbf{p}[t], & j = 0, \\ \bar{\mathbf{s}}_{v(j)}[t], & j \in [m-1] \end{cases}$$

for $t \in \{0, 1, \dots, n/m - 1\}$. Hence, for each $i \in [m-1]$, the bits of $\bar{\mathbf{s}}_{v(i)}$ appear in positions $\{mt + i | t \in \{0, 1, \dots, n/m - 1\}\}$. Furthermore, we identify the positions of the 1's added by the RLL(0, $\beta - 1$) encoder, as follows. By Lemma 1 this encoder partitions each codeword of \mathcal{C}_{er} into blocks of length $\beta - 1$ and appends a 1 to each block, and hence the added 1's occur at positions

$$\beta - 1, 2\beta - 1, 3\beta - 1, \dots$$

Under interleaving, these correspond to global positions

$$\mathcal{A} = \bigcup_{\ell=1}^{n/(m\beta)} \{m\ell\beta - (m-1), m\ell\beta - (m-2), \dots, m\ell\beta - 1\},$$

which are removed by Algorithm 3. Consequently, for each $i \in [m-1]$, the resulting sequence $\hat{\mathbf{r}}_{v(i)}$ is obtained by deleting all RLL-added 1's from $\bar{\mathbf{s}}_{v(i)}$, leaving only the original symbols of the codeword in \mathcal{C}_{er} . Therefore, each $\hat{\mathbf{r}}_{v(i)}$ is a partially observed version of a codeword in \mathcal{C}_{er} . \square

It remains to prove the correctness of step **C3** in which the estimated codewords $\hat{\mathbf{r}}_{v(1)}, \dots, \hat{\mathbf{r}}_{v(m-1)}$ are corrected to the true codewords $\mathbf{r}_{v(1)}, \dots, \mathbf{r}_{v(m-1)} \in \mathcal{C}_{\text{er}}$, which requires showing that the number of erasures in each $\hat{\mathbf{r}}_{v(i)}$ does not exceed the erasure correction capability of \mathcal{C}_{er} . This is shown, with high probability as $n \rightarrow \infty$, in Theorem 1 which follows, and hence the decoding succeeds with vanishing error probability.

D. Rate Calculation

In this section we complete the analysis of step **C3** by proving that the random binary linear code \mathcal{C}_{er} successfully corrects the erasures induced by the torn paper channel. We then use this guarantee to calculate the overall achievable rate.

We first emphasize that the torn paper channel is *not* memoryless. The torn paper channel cuts the transmitted codeword into pieces, and therefore the discarded fragments typically induce bursts of consecutive erasures. Consequently, standard coding tools and concentration bounds for the memoryless binary erasure channel (BEC) cannot be applied directly.

To handle this difficulty, we analyze the specific erasure pattern induced in each \mathcal{C}_{er} -codeword. For a given codeword, we represent the erased coordinates by a (random) subset $E \subseteq [n_{\text{er}}]$, where n_{er} is the codeword length. Recall that our encoding scheme splits the data into $m-1$ codewords of \mathcal{C}_{er} . For each $i \in [m-1]$, the de-interleaved sequence $\hat{\mathbf{r}}_{v(i)}$ is a partially observed codeword of \mathcal{C}_{er} , where the erasures are caused by discarded fragments. We decode these erased symbols using the standard erasure-decoding procedure for linear codes. Specifically, for a code defined by a parity-check matrix $H \in \mathbb{F}_2^{r \times n_{\text{er}}}$ (see Definition 2 and Lemma 3), decoding reduces to solving a linear system over \mathbb{F}_2 for the missing bits using Gaussian elimination. This procedure succeeds if and only if the columns of H indexed by the erased positions are linearly independent. Equivalently, for $\mathcal{E} \subseteq [n_{\text{er}}]$ let $H_{\mathcal{E}}$ denote the submatrix of H formed by the columns in \mathcal{E} ; decoding succeeds if and only if $\text{rank}(H_{\mathcal{E}}) = |\mathcal{E}|$. The probability of satisfying this condition is analyzed in Lemma 10.

To prove that our construction succeeds despite the non-memoryless nature of the erasure channel, we proceed as follows. First, we define a collection of *good erasure patterns*, denoted by \mathcal{T} , whose sizes are strictly below the erasure-correction capability of \mathcal{C}_{er} . We then show that the actual erasure pattern induced by the torn paper channel belongs to \mathcal{T} with probability tending to 1 as $n \rightarrow \infty$ (see Lemma 15 in the Appendix B). Then, in Lemma 10 we prove that a randomly chosen parity-check matrix achieves vanishing decoding error probability for each fixed erasure pattern in \mathcal{T} .

To show that the decoding error vanishes for all erasure patterns in \mathcal{T} , let $P_e^{(i)}(H)$ denote the decoding error probability for the i -th \mathcal{C}_{er} -codeword when the parity-check matrix is H . Rather than analyzing one deterministic matrix directly, we evaluate $\mathbb{E}_H[P_e^{(i)}(H)]$, where the expectation is taken over uniformly random parity-check matrices H . We show that this expectation vanishes as $n \rightarrow \infty$ (see Lemma 11). With the help of Markov's inequality, we then prove that a uniformly random choice of H achieves vanishing $P_e^{(i)}(H)$ with high probability (see Lemma 12).

After proving the decoding error vanishes for each individual \mathcal{C}_{er} -codeword, we extend the argument to the full torn paper code. Since the overall decoder fails if at least one of the $m - 1$ individual \mathcal{C}_{er} codewords fails to decode correctly, we apply a union bound over the $m - 1$ codewords in \mathcal{C}_{er} . Corollary 1 shows that, with probability tending to 1 as $n \rightarrow \infty$, the proposed encoding and decoding scheme has vanishing total error probability. Finally, Theorem 1 combines this vanishing decoding error with the construction parameters to establish the achievable rate.

In what follows, for a fixed $\eta > 0$ we define the *set of good erasure patterns* (good set, for short), denoted by \mathcal{T} , as the collection of all possible erasure configurations over $[n_{\text{er}}]$ whose size is at most $(1 - R_{\text{er}} - \eta)n_{\text{er}}$, i.e.,

$$\mathcal{T} = \left(\begin{array}{c} [n_{\text{er}}] \\ \leq (1 - R_{\text{er}} - \eta)n_{\text{er}} \end{array} \right). \quad (5)$$

Lemma 10. *Let \mathcal{C}_{er} be the random binary linear code from Definition 2, with parity-check matrix $H \in \mathbb{F}_2^{r \times n_{\text{er}}}$, where $r = (1 - R_{\text{er}})n_{\text{er}}$. For every fixed erasure pattern $\mathcal{E} \in \mathcal{T}$, we have*

$$\Pr_H(\text{rank}(H_{\mathcal{E}}) \neq |\mathcal{E}|) \leq 2^{-\eta n_{\text{er}}}.$$

A standard proof for Lemma 10 is given in Appendix A. We proceed to compute the expected error probability induced by a random parity-check matrix.

Lemma 11. *For $H \in \mathbb{F}_2^{r \times n_{\text{er}}}$, where $r = (1 - R_{\text{er}})n_{\text{er}}$, let $P_e^{(i)}(H)$ be as explained above. The expected probability of decoding error over all uniformly random parity-check matrices vanishes, that is,*

$$\lim_{n \rightarrow \infty} \mathbb{E}_H[P_e^{(i)}(H)] = 0.$$

Proof. Let E_i be a random variable representing the set of erased coordinates in the i -th codeword $\hat{\mathbf{r}}_{v(i)}$ of \mathcal{C}_{er} . As explained earlier, an error occurs if and only if the columns of H corresponding to the erased positions are linearly dependent, and therefore

$$P_e^{(i)}(H) = \sum_{\mathcal{E}_i \in \mathcal{T}} \Pr(E_i = \mathcal{E}_i) \mathbf{1}(\text{rank}(H_{\mathcal{E}_i}) \neq |\mathcal{E}_i|) + \sum_{\mathcal{E}_i \notin \mathcal{T}} \Pr(E_i = \mathcal{E}_i) \mathbf{1}(\text{rank}(H_{\mathcal{E}_i}) \neq |\mathcal{E}_i|).$$

Since the value of E_i depends on the channel and not on the code construction, taking the expectation $\mathbb{E}_H[\cdot]$ on both sides yields

$$\begin{aligned} \mathbb{E}_H[P_e^{(i)}(H)] &= \sum_{\mathcal{E}_i \in \mathcal{T}} \Pr(E_i = \mathcal{E}_i) \mathbb{E}_H[\mathbf{1}(\text{rank}(H_{\mathcal{E}_i}) \neq |\mathcal{E}_i|)] + \sum_{\mathcal{E}_i \notin \mathcal{T}} \Pr(E_i = \mathcal{E}_i) \mathbb{E}_H[\mathbf{1}(\text{rank}(H_{\mathcal{E}_i}) \neq |\mathcal{E}_i|)] \\ &= \sum_{\mathcal{E}_i \in \mathcal{T}} \Pr(E_i = \mathcal{E}_i) \Pr_H(\text{rank}(H_{\mathcal{E}_i}) \neq |\mathcal{E}_i|) + \sum_{\mathcal{E}_i \notin \mathcal{T}} \Pr(E_i = \mathcal{E}_i) \Pr_H(\text{rank}(H_{\mathcal{E}_i}) \neq |\mathcal{E}_i|) \\ &\stackrel{\text{Lemma 10}}{\leq} \sum_{\mathcal{E}_i \in \mathcal{T}} \Pr(E_i = \mathcal{E}_i) \cdot 2^{-\eta n_{\text{er}}} + \sum_{\mathcal{E}_i \notin \mathcal{T}} \Pr(E_i = \mathcal{E}_i) \cdot 1 \\ &= 2^{-\eta n_{\text{er}}} \sum_{\mathcal{E}_i \in \mathcal{T}} \Pr(E_i = \mathcal{E}_i) + \Pr(E_i \notin \mathcal{T}) \leq 2^{-\eta n_{\text{er}}} + \Pr(E_i \notin \mathcal{T}). \end{aligned}$$

As explained in the proof of Lemma 10, $2^{-\eta n_{\text{er}}}$ goes to 0 exponentially fast as $n \rightarrow \infty$. Furthermore, it is shown in Lemma 15 in Appendix B that $\lim_{n \rightarrow \infty} \Pr(\mathcal{E}_i \notin \mathcal{T}) = 0$. Therefore, the expected error probability for the i -th sub-codeword over the random code ensemble vanishes:

$$\lim_{n \rightarrow \infty} \mathbb{E}_H[P_e^{(i)}(H)] = 0 \quad \square$$

The following lemma applies Markov's inequality to demonstrate that a randomly chosen parity-check matrix successfully decodes with high probability.

Lemma 12. *With probability which goes to 1 as $n \rightarrow \infty$, a randomly chosen parity-check matrix H achieves a vanishing error probability for the i -th \mathcal{C}_{er} codeword.*

Proof. Let $\epsilon_n^{(i)} = \mathbb{E}_H[P_e^{(i)}(H)]$ denote the expected probability of decoding error; by Lemma 11 we have that $\lim_{n \rightarrow \infty} \epsilon_n^{(i)} = 0$. By Markov's inequality:

$$\Pr_H \left(P_e^{(i)}(H) \geq \sqrt{\epsilon_n^{(i)}} \right) \leq \frac{\mathbb{E}_H[P_e^{(i)}(H)]}{\sqrt{\epsilon_n^{(i)}}} = \frac{\epsilon_n^{(i)}}{\sqrt{\epsilon_n^{(i)}}} = \sqrt{\epsilon_n^{(i)}}.$$

Hence, to establish convergence in probability, fix any arbitrarily small constant $\varepsilon > 0$. Since $\lim_{n \rightarrow \infty} \epsilon_n^{(i)} = 0$, for every $\varepsilon > 0$ there exists n_ε so that for all $n > n_\varepsilon$ we have $\sqrt{\epsilon_n^{(i)}} < \varepsilon$. For any such n , the condition $P_e^{(i)}(H) \geq \varepsilon$ implies that $P_e^{(i)}(H) \geq \sqrt{\epsilon_n^{(i)}}$, and therefore we can bound the probability as follows:

$$\Pr_H \left(P_e^{(i)}(H) \geq \varepsilon \right) \leq \Pr_H \left(P_e^{(i)}(H) \geq \sqrt{\epsilon_n^{(i)}} \right) \leq \sqrt{\epsilon_n^{(i)}}.$$

Taking the limit of both sides yields:

$$\lim_{n \rightarrow \infty} \Pr_H \left(P_e^{(i)}(H) \geq \varepsilon \right) \leq \lim_{n \rightarrow \infty} \sqrt{\epsilon_n^{(i)}} = 0.$$

Thus, a randomly chosen H guarantees $P_e^{(i)}(H) \rightarrow 0$ in probability when $n \rightarrow \infty$. \square

Having established the decoding error for each of the $m - 1$ \mathcal{C}_{er} -codewords, we must now account for all codewords simultaneously. Since the encoding scheme splits the data into $m - 1$ codewords from \mathcal{C}_{er} , an overall decoding failure occurs if even one of these codewords is decoded incorrectly. Thus, we formalize the decoding error of torn paper channel using a union bound.

Corollary 1. *Let $H \in \mathbb{F}_2^{r \times n_{er}}$ be the parity-check matrix of \mathcal{C}_{er} , and let $P_e^{\text{total}}(H)$ denote the resulting decoding error of the encoding/decoding methods in Sections III-B and III-C. A parity-check matrix H chosen uniformly at random achieves a vanishing total error probability as $n \rightarrow \infty$.*

Proof. By the union bound, the total decoding error is bounded by the sum of the individual decoding errors of the $m - 1$ codewords:

$$P_e^{\text{total}}(H) \leq \sum_{i=1}^{m-1} P_e^{(i)}(H),$$

and taking the expectation over H implies that

$$\mathbb{E}_H [P_e^{\text{total}}(H)] \leq \sum_{i=1}^{m-1} \mathbb{E}_H [P_e^{(i)}(H)].$$

Recall that $\mathbb{E}_H [P_e^{(i)}(H)] \xrightarrow{n \rightarrow \infty} 0$ for every $i \in [m - 1]$ by Lemma 11, and since m is a constant, it follows that

$$\lim_{n \rightarrow \infty} \mathbb{E}_H [P_e^{\text{total}}(H)] = 0.$$

Applying Markov's inequality to this total expected error, identical to the procedure in Lemma 12, guarantees that a randomly chosen H will successfully decode all $m - 1$ codewords simultaneously with high probability. \square

Corollary 1 shows that with probability that goes to 1 as n goes to infinity, our encoding/decoding methods guarantee vanishing error probability. The following theorem establishes the resulting rate.

Theorem 1. *The rate of the encoding method in Section III-B is arbitrarily close to $(1 - \frac{1}{m})(m\alpha + 1)e^{-m\alpha}$ for any fixed integer $m \geq 2$.*

Proof. The total rate of the construction is given by:

$$\left(1 - \frac{1}{m}\right) \left(1 - \frac{1}{\beta}\right) R_{\text{er}},$$

as shown in (4). Since $\beta = \omega(1)$, we have $1 - \frac{1}{\beta} \rightarrow 1$. Furthermore, the parameter δ (Definition 2) can be chosen arbitrarily small subject to the constraint $\delta > \frac{2}{\beta-2}$ from Lemma 8. According to Definition 2 and Lemma 3, as $\eta \rightarrow 0$, R_{er} approaches $(m\alpha + 1)e^{-m\alpha}$, and the overall achievable rate approaches

$$\left(1 - \frac{1}{m}\right) (m\alpha + 1)e^{-m\alpha}. \quad \square$$

E. Comparison and Optimization

In this section we evaluate the theoretical rate established in Theorem 1 by comparing it against the torn-paper channel capacity $e^{-\alpha}$ and previous solutions from [12] and [8]. To benchmark the achievable rate derived in Theorem 1 against this limit, we performed numerical optimization over the parameter space. Specifically, we evaluated α across the interval $(0, 2)$ in increments of 0.01. For each value of α , the parameter m was optimized over the integer domain $[2, 10^4]$ to maximize the theoretical rate. The results comparing our optimized rate to the channel capacity are illustrated in Fig. 1.

In addition, Table I presents optimized values of m and the resulting rate for several representative α values.

α	Optimal m in [12]	Rate of [12]	Optimal m in this work	Rate in this work	Capacity $e^{-\alpha}$
0.1	4	0.607	6	0.732	0.905
0.2	3	0.442	4	0.607	0.819
0.3	2	0.331	3	0.515	0.741
0.4	2	0.262	3	0.442	0.670
0.5	2	0.203	3	0.372	0.607
0.6	2	0.154	2	0.331	0.549
0.7	2	0.116	2	0.296	0.497
0.8	2	0.086	2	0.262	0.449
0.9	2	0.063	2	0.231	0.407
1.0	2	0.046	2	0.203	0.368
1.1	2	0.033	2	0.177	0.333
1.2	2	0.024	2	0.154	0.301
1.3	2	0.017	2	0.134	0.273
1.4	2	0.012	2	0.116	0.247
1.5	2	0.009	2	0.100	0.223

TABLE I
OPTIMAL m VALUES IN [12] AND IN THIS WORK, ALONGSIDE RATES AND CAPACITY,
FOR REPRESENTATIVE VALUES OF $\alpha \in [0.1, 1.5]$.

IV. IMPROVED TORN PAPER CODING WITH LOST PIECES VIA LOCAL ALIGNMENT

Building upon the fragmentation model of the TPC, the TPC-LP framework accounts for the practical reality that some fragments may be lost during transmission. As mentioned in Section II, the TPC-LP [11] models a scenario where each fragment \vec{X}_i is independently lost with probability $d(\cdot)$ (a function of fragment length). Consequently, the decoder receives only the unordered multiset of the surviving (error-free) fragments.

In our analysis, we specialize this model to a “hard-threshold” regime in the following sense—we consider a scenario where the preservation of a fragment is determined by its length relative to the total sequence length n ; fragments failing to meet a logarithmic length threshold of $m \log n$ for some constant m are discarded, while those exceeding this threshold are retained for decoding with probability function $1 - d(\cdot)$. This thresholding approach is physically natural, as very short fragments are highly susceptible to being lost during transmission or filtering processes, while longer fragments are more likely to be retained. Building on this framework, we establish the following definition.

Definition 4. For an integer $m \geq 2$, a deletion probability function $d : \mathbb{N} \rightarrow [0, 1]$ is called an $(m \log n)$ -threshold deletion function if

$$\begin{aligned} d(\ell) &= 1 \text{ if } \ell < m \log n, \text{ and} \\ d(\ell) &\in [0, 1) \text{ if } \ell \geq m \log n. \end{aligned}$$

Equivalently, all fragments shorter than $m \log n$ are deleted, while fragments of length at least $m \log n$ may be retained with arbitrary length-dependent probability $1 - d(\ell)$.

In what follows, we show that the scheme presented in Section III-B can be used in the TPC-LP, and later compute the corresponding rates that enable vanishing error probability. In the TPC-LP model, after the torn-paper channel produces fragments of lengths N_1, N_2, \dots, N_K , each fragment is independently deleted with probability $d(N_i)$. By Definition 4, every fragment with length smaller than $m \log n$ is deleted, while fragments of length at least $m \log n$ may be retained with arbitrary length-dependent probability $1 - d(N_i)$.

The decoding procedure in Section III-C only uses fragments whose lengths are sufficiently large for local and global alignment, while all other fragments are treated as erasures (see Algorithm 1). Therefore, deleting fragments below the threshold $m \log n$ does not interfere with the decoding process, since such fragments are not used whether or not they are present.

For fragments of length at least $m \log n$, the deletion function may retain them with any probability depending on their length; this only changes the set of fragments available to the decoder. In our TPC-LP scheme, the retained fragments that are long enough are processed exactly as in Section III-C: local alignment identifies the pilot subsequence, global alignment places the fragment in its correct position in the codeword, and the remaining unavailable positions are treated as erasures in C_{er} codewords.

Thus, the coding scheme in Section III-B can be used without any modification for a TPC-LP channel with $(m \log n)$ -threshold deletion function, after choosing R_{er} so that the induced erasures in C_{er} could be corrected. In turn, this choice of R_{er} depends on the deletion probabilities $d(\ell)$ for $\ell \geq m \log n$. Consequently, the same encoding and decoding scheme is valid for any threshold deletion function: all deleted fragments are treated as erasures, while all retained (sufficiently long) fragments are aligned and used for decoding. The capacity of the TPC-LP is as follows.

Corollary 2. [11, Corollary 2] Assuming all limits exist and are finite, the capacity of the TPC-LP is

$$C = \alpha \int_1^\infty (\kappa - 1) (1 - \hat{d}(\kappa)) h(\kappa) d\kappa, \quad (13)$$

where $\hat{d}(\kappa) \triangleq \lim_{n \rightarrow \infty} d(\kappa \log n)$ and $h(\kappa) \triangleq \lim_{n \rightarrow \infty} \Pr(N_i = \kappa \log n) \log n$.

Theorem 2. For $m \geq 2$, let $d(\cdot)$ be an $(m \log n)$ -threshold deletion function (Definition 4). Assume that the normalized deletion function

$$\hat{d}(\kappa) \triangleq \lim_{n \rightarrow \infty} d(\kappa \log n)$$

exists for all $\kappa \geq m$. Then, for sufficiently large m , the encoding scheme in Section III-B achieves an arbitrarily small additive gap to the TPC-LP capacity (13).

Proof. By Corollary 2, the TPC-LP capacity is

$$C = \alpha \int_1^\infty (\kappa - 1) (1 - \hat{d}(\kappa)) h(\kappa) d\kappa.$$

Since $d(\cdot)$ is a threshold deletion function, all fragments shorter than $m \log n$ are deleted, hence $\hat{d}(\kappa) = 1$ for $\kappa < m$, and therefore,

$$C = \alpha \int_m^\infty (\kappa - 1) (1 - \hat{d}(\kappa)) h(\kappa) d\kappa.$$

For a torn paper channel with break probability p_n such that $\lim_{n \rightarrow \infty} p_n \log n = \alpha$, the fragment lengths N_i are i.i.d. geometric random variables with parameter p_n , and hence $\mathbb{E}[N_i] = \ell_n = 1/p_n$. Using the definition of $h(\kappa)$ from Corollary 2, we calculate the asymptotic density:

$$\begin{aligned} h(\kappa) &= \lim_{n \rightarrow \infty} \Pr(N_i = \kappa \log n) \log n \\ &= \lim_{n \rightarrow \infty} (1 - p_n)^{\kappa \log n - 1} p_n \log n \\ &= \lim_{n \rightarrow \infty} \left(1 - \frac{\alpha}{\log n}\right)^{\kappa \log n} (p_n \log n) \\ &= \alpha e^{-\alpha \kappa}. \end{aligned} \tag{6}$$

Thus,

$$C = \alpha^2 \int_m^\infty (\kappa - 1)(1 - \hat{d}(\kappa)) e^{-\alpha \kappa} d\kappa.$$

The decoder uses the retained fragments of length at least $m \log n$. As in [11, Definition 1], the asymptotic fraction of codeword coordinates covered by such retained fragments is denoted by

$$F_d(m \log n) \triangleq \lim_{n \rightarrow \infty} \mathbb{E} \left[\frac{1}{n} \sum_{i=1}^K N_i \mathbf{1}(\vec{X}_i \in Y, N_i \geq m \log n) \right]. \tag{7}$$

where $\vec{X}_i \in Y$ means that the fragment is retained by the TPC-LP channel.

By the definition of the indicator function $\mathbf{1}(\cdot)$, we have that $\mathbf{1}(\vec{X}_i \in Y, N_i \geq m \log n) = \mathbf{1}(\vec{X}_i \in Y) \mathbf{1}(N_i \geq m \log n)$. Furthermore, by Lemma 13 in Appendix B, the total number of fragments K tightly concentrates around n/ℓ_n , where $\ell_n = \mathbb{E}[N_1] = 1/p_n$. Since the fragment lengths N_1, N_2, \dots, N_K are identically distributed, the expected value inside the sum in (7) is identical for all i . Thus, we can drop the index i and evaluate the expectation using the first fragment N_1 as a representative, multiplied by n/ℓ_n . Namely, we replace the sum over K with n/ℓ_n copies of the expected value for N_1 ; the factor of n cancels out, and we obtain

$$\begin{aligned} F_d(m \log n) &= \lim_{n \rightarrow \infty} \frac{1}{\ell_n} \mathbb{E} \left[N_1 \mathbf{1}_{\{N_1 \geq m \log n\}} \mathbf{1}_{\{\vec{X}_1 \in Y\}} \right] \\ &= \lim_{n \rightarrow \infty} \frac{1}{\ell_n} \sum_{a=1}^\infty a \Pr \left(N_1 \mathbf{1}_{\{N_1 \geq m \log n\}} \mathbf{1}_{\{\vec{X}_1 \in Y\}} = a \right). \end{aligned} \tag{8}$$

For any $a \geq 1$, the event

$$N_1 \mathbf{1}_{\{N_1 \geq m \log n\}} \mathbf{1}_{\{\vec{X}_1 \in Y\}} = a$$

occurs if and only if

$$N_1 = a \quad \wedge \quad a \geq m \log n \quad \wedge \quad \vec{X}_1 \in Y.$$

Moreover, conditioned on $N_1 = a$, the fragment \vec{X}_1 is retained with probability $1 - d(a)$. Hence,

$$\Pr \left(N_1 = a, \vec{X}_1 \in Y \right) = \Pr(N_1 = a)(1 - d(a)).$$

Substituting this into (8) gives

$$\begin{aligned} F_d(m \log n) &= \lim_{n \rightarrow \infty} \frac{1}{\ell_n} \sum_{a=m \log n}^\infty a \Pr \left(N_1 = a, \vec{X}_1 \in Y \right) \\ &= \lim_{n \rightarrow \infty} \frac{1}{\ell_n} \sum_{a=m \log n}^\infty a(1 - d(a)) \Pr(N_1 = a). \end{aligned}$$

Let $\kappa = \frac{a}{\log n}$, and denote increments $\Delta\kappa = \frac{1}{\log n}$. By the definition in Corollary 2,

$$h(\kappa) = \lim_{n \rightarrow \infty} \Pr(N_1 = \kappa \log n) \log n.$$

Equivalently, for sufficiently large n ,

$$\Pr(N_1 = \kappa \log n) = \frac{h(\kappa)}{\log n}.$$

Therefore,

$$\begin{aligned} F_d(m \log n) &= \lim_{n \rightarrow \infty} \frac{1}{\ell_n} \sum_{a=m \log n}^{\infty} a(1-d(a)) \Pr(N_1 = a) \\ &= \lim_{n \rightarrow \infty} \frac{1}{\ell_n} \sum_{\kappa \geq m} \kappa \log n (1-d(\kappa \log n)) \frac{h(\kappa)}{\log n} \\ &= \lim_{n \rightarrow \infty} \frac{\log n}{\ell_n} \sum_{\kappa \geq m} \kappa (1-d(\kappa \log n)) h(\kappa) \frac{1}{\log n}. \end{aligned}$$

Since $\ell_n = \mathbb{E}[N_1] = 1/p_n$ and $p_n \log n \rightarrow \alpha$, we have

$$\frac{\log n}{\ell_n} = p_n \log n \rightarrow \alpha.$$

Moreover, $d(\kappa \log n) \rightarrow \hat{d}(\kappa)$ by assumption, and the sum above is a Riemann sum with increment size $\Delta\kappa = 1/\log n$. Hence,

$$F_d(m \log n) = \alpha \int_m^{\infty} \kappa (1 - \hat{d}(\kappa)) h(\kappa) d\kappa. \quad (9)$$

By the same erasure-reduction argument as in Theorem 1, the retained fragments induce an effective erasure channel on the codewords of \mathcal{C}_{er} . The asymptotic fraction of un-erased coordinates is precisely $F_d(m \log n)$, and therefore the erasure code \mathcal{C}_{er} may be chosen with rate arbitrarily close to $F_d(m \log n)$ while still guaranteeing vanishing decoding error probability. Furthermore, only $m-1$ of the m interleaved subsequences carry information symbols, since the remaining subsequence is occupied by the pilot sequence. Hence the overall rate is reduced by the multiplicative factor $(1-1/m)$. As in Appendix B, the discarded fragments produce erasure patterns whose asymptotic coverage remains below the decoding threshold of \mathcal{C}_{er} , and therefore the same decoding analysis continues to hold in the TPC-LP setting. Consequently, the achievable rate is

$$R_{\text{ach}} = \left(1 - \frac{1}{m}\right) \alpha \int_m^{\infty} \kappa (1 - \hat{d}(\kappa)) h(\kappa) d\kappa.$$

We now compare this achieved rate to the TPC-LP capacity:

$$\begin{aligned} C - R_{\text{ach}} &= \alpha \int_m^{\infty} (\kappa - 1)(1 - \hat{d}(\kappa)) h(\kappa) d\kappa \\ &\quad - \left(1 - \frac{1}{m}\right) \alpha \int_m^{\infty} \kappa (1 - \hat{d}(\kappa)) h(\kappa) d\kappa \\ &= \alpha \int_m^{\infty} \left(\kappa - 1 - \kappa + \frac{\kappa}{m}\right) (1 - \hat{d}(\kappa)) h(\kappa) d\kappa \\ &= \frac{\alpha}{m} \int_m^{\infty} (\kappa - m)(1 - \hat{d}(\kappa)) h(\kappa) d\kappa. \end{aligned}$$

Since $0 \leq 1 - \hat{d}(\kappa) \leq 1$ and $h(\kappa) = \alpha e^{-\alpha\kappa}$ (6), it follows that

$$C - R_{\text{ach}} \leq \frac{\alpha}{m} \int_m^{\infty} (\kappa - m) \alpha e^{-\alpha\kappa} d\kappa.$$

Evaluating the integral yields

$$\frac{\alpha^2}{m} \int_m^{\infty} (\kappa - m) e^{-\alpha\kappa} d\kappa = \frac{e^{-\alpha m}}{m}.$$

Therefore,

$$0 \leq C - R_{\text{ach}} \leq \frac{e^{-\alpha m}}{m}.$$

Hence, the difference $C - R_{\text{ach}}$ vanishes as $m \rightarrow \infty$. Hence, for sufficiently large m , the encoding scheme in Section III-B achieves an arbitrarily small additive gap to the TPC-LP capacity. \square

Example 1. As a concrete example, let $\alpha = 0.1$. Consider the following length-dependent deletion rule:

$$d(\ell) = \begin{cases} 1, & \ell < 10 \log n, \\ 0.2, & 10 \log n \leq \ell < 20 \log n, \\ 0, & \ell \geq 20 \log n. \end{cases}$$

Equivalently, the asymptotic retention probability is

$$1 - \hat{d}(\kappa) = \begin{cases} 0, & \kappa < 10, \\ 0.8, & 10 \leq \kappa < 20, \\ 1, & \kappa \geq 20. \end{cases}$$

Since the asymptotic fragment length density is

$$h(\kappa) = \alpha e^{-\alpha\kappa} = 0.1e^{-0.1\kappa},$$

the TPC-LP capacity from Corollary 2 is

$$C = 0.1^2 \left(0.8 \int_{10}^{20} (\kappa - 1) e^{-0.1\kappa} d\kappa + \int_{20}^{\infty} (\kappa - 1) e^{-0.1\kappa} d\kappa \right).$$

We obtain

$$C \approx 0.6377.$$

We employ a random linear binary code as the erasure code, whose rate is chosen according to (9) and $m = 10$.

$$R_{\text{er}} \stackrel{(9)}{=} 0.1^2 \left(0.8 \int_{10}^{20} \kappa e^{-0.1\kappa} d\kappa + 1 \int_{20}^{\infty} \kappa e^{-0.1\kappa} d\kappa \right).$$

which yields:

$$R_{\text{er}} \approx 0.6698.$$

The overall achievable rate is then calculated as:

$$R_{\text{ach}} = \left(1 - \frac{1}{10} \right) R_{\text{er}} \approx 0.6028.$$

Comparing the theoretical capacity C to our achieved rate R_{ach} , we observe the gap:

$$C - R_{\text{ach}} \approx 0.0348.$$

This example illustrates that the proposed construction can operate close to the TPC-LP capacity under a small additive gap.

²Notice that unlike the TPC channel considered in Sections III-B, where m served as a parameter that can be optimized, in the TPC-LP setting m is a parameter defined by the channel, which determines the deletion probability via Definition 4.

REFERENCES

- [1] P. L. Antkowiak et al., “Low cost dna data storage using photolithographic synthesis and advanced information reconstruction and error correction,” *Nature communications*, vol. 11, no. 1, p. 5345, 2020.
- [2] D. Bar-Lev, S. Marcovich, E. Yaakobi, and Y. Yehezkeally, “Adversarial torn-paper codes,” *IEEE Trans. on Inf. Th.*, vol. 69, no. 10, pp. 6414–6427, 2023.
- [3] M. Blawat et al., “Forward error correction for dna data storage,” *Procedia Computer Science*, vol. 80, pp. 1011–1022, 2016.
- [4] S. M. Douglas, I. Bachelet, and G. M. Church, “A logic-gated nanorobot for targeted transport of molecular payloads,” *Science*, vol. 335, no. 6070, pp. 831–834, 2012.
- [5] N. Goldman et al., “Towards practical, high-capacity, low-maintenance information storage in synthesized DNA,” *nature*, vol. 494, no. 7435, pp. 77–80, 2013.
- [6] K. A. S. Immink, “Runlength-limited sequences,” *Proceedings of the IEEE*, vol. 78, no. 11, pp. 1745–1759, 1990.
- [7] X. Jiao, B. Jiao, J. Mu, and H. Han, “Efficient nested hash reassembly codes for torn paper channels,” *IEEE Transactions on Communications*, 2025.
- [8] L. Junsheng and N. Raviv, “Improvement for torn paper codes by local alignment technique,” *2026 IEEE Intl. Symp. on Inf. Th. (ISIT)*, 2026.
- [9] J. Liu and N. Raviv, “Single fragment forensic coding from van der corput sets,” in *2025 IEEE International Symposium on Information Theory (ISIT)*, IEEE, 2025, pp. 1–6.
- [10] S. Nassirpour, I. Shomorony, and A. Vahid, “DNA merge-sort: A family of nested varshamov-tenengolts reassembly codes for out-of-order media,” *IEEE Transactions on Communications*, vol. 72, no. 3, pp. 1303–1317, 2023.
- [11] A. N. Ravi, A. Vahid, and I. Shomorony, “Recovering a message from an incomplete set of noisy fragments,” *arXiv preprint arXiv:2407.05544*, 2024.
- [12] I. Shomorony and A. Vahid, “Torn-paper coding,” *IEEE Transactions on Information Theory*, vol. 67, no. 12, pp. 7904–7913, 2021.
- [13] J. Sima, N. Raviv, M. Schwartz, and J. Bruck, “Error correction for DNA storage,” *IEEE BITS the Inf. Th. Magazine*, vol. 3, no. 3, pp. 78–94, 2023.
- [14] C. Wang, J. Sima, and N. Raviv, “Break-resilient codes for forensic 3d fingerprinting,” in *2024 IEEE Intl. Symp. on Inf. Th. (ISIT)*, IEEE, 2024, pp. 3148–3153.
- [15] C. Wang et al., “Secure information embedding and extraction in forensic 3d fingerprinting,” *USENIX Security*, 2025.
- [16] Wikipedia contributors, *Directionality (molecular biology) — Wikipedia, the free encyclopedia*, [Online; accessed 31-March-2026], 2026. [Online]. Available: [https://en.wikipedia.org/wiki/Directionality_\(molecular_biology\)](https://en.wikipedia.org/wiki/Directionality_(molecular_biology))

APPENDIX A
OMITTED PROOF

Proof of Lemma 10. Fix $\mathcal{E} \in \mathcal{T}$, let $t = |\mathcal{E}|$, and let $H_{\mathcal{E}}$ denote the submatrix of H formed by the columns indexed by \mathcal{E} . A binary linear code successfully decodes the erasure pattern \mathcal{E} if and only if the columns of $H_{\mathcal{E}}$ are linearly independent, which is equivalent to $\text{rank}(H_{\mathcal{E}}) = t$. Since the entries of H are chosen independently and uniformly from \mathbb{F}_2 , we can analyze the linear independence of $H_{\mathcal{E}}$ by building the submatrix column by column. Conditioned on the first i columns being linearly independent, their span contains exactly 2^i vectors out of the 2^r vectors in \mathbb{F}_2^r . The probability that the $(i + 1)$ -th randomly chosen column belongs to this span (an individual failure) is $2^i/2^r = 2^{i-r}$.

Since rank deficiency occurs if any individual column belongs to the span of its predecessors, we can apply the union bound to sum these individual failure probabilities. Thus, the probability that $H_{\mathcal{E}}$ is rank deficient is at most:

$$\Pr_H(\text{rank}(H_{\mathcal{E}}) \neq t) \leq \sum_{i=0}^{t-1} 2^{i-r} < 2^{t-r}.$$

Since $r = (1 - R_{\text{er}})n_{\text{er}}$ and $t \leq (1 - R_{\text{er}} - \eta)n_{\text{er}}$, it follows that $t - r \leq -\eta n_{\text{er}}$, and hence we obtain the bound $\Pr_H(\text{rank}(H_{\mathcal{E}}) \neq |\mathcal{E}|) \leq 2^{-\eta n_{\text{er}}}$. Since $n_{\text{er}} = \frac{(\beta-1)n}{m\beta}$ where $\beta = o(\log(n))$, $\beta = \omega(1)$, and $m = O(1)$, we have that $n_{\text{er}} \rightarrow \infty$ whenever $n \rightarrow \infty$. Therefore, since $\eta > 0$, this failure probability tends to zero exponentially fast when $n \rightarrow \infty$. \square

APPENDIX B PROOFS FOR GOOD ERASURE PATTERNS

In this section, we define a collection of *good erasure patterns*, denoted by \mathcal{T} , whose sizes are strictly below the erasure-correction capability of \mathcal{C}_{er} . We then show that the actual erasure pattern induced by the torn paper channel belongs to \mathcal{T} with probability tending to 1 as $n \rightarrow \infty$. The following Definition 5, Lemma 13 and Lemma 14 from [12] are used to prove Lemma 15.

Definition 5. [12, Definition 1] For a constant γ , the coverage V_γ is the fraction of output bits which reside in a fragment of length at least $\gamma \log n$, i.e.,

$$V_\gamma = \frac{1}{n} \sum_{i=1}^K N_i \mathbf{1}_{N_i \geq \gamma \log n},$$

where $\mathbf{1}_{N_i \geq \gamma \log n}$ is the indicator function of the event $N_i \geq \gamma \log n$.

Lemma 13. Let K be the smallest index such that

$$\sum_{i=1}^K N_i \geq n,$$

where N_1, N_2, \dots are i.i.d. Geometric(p_n) random variables representing the lengths of broken fragments. Then

$$K = O\left(\frac{n}{\log n}\right)$$

with high probability.

Proof. For each $t \in \{1, \dots, n-1\}$, let B_t be the indicator of the event that a break occurred between x_t and x_{t+1} . Then

$$B_t \sim \text{Ber}(p_n),$$

and the random variables B_1, \dots, B_{n-1} are independent. Since every break increases the number of fragments by one, we have

$$K = 1 + \sum_{t=1}^{n-1} B_t.$$

Since $\lim_{n \rightarrow \infty} p_n \log n = \alpha$, there exists a constant $c > 0$ such that, for all sufficiently large n ,

$$p_n \leq \frac{c}{\log n},$$

and hence

$$\mathbb{E} \left[\sum_{t=1}^{n-1} B_t \right] = (n-1)p_n \leq \frac{c(n-1)}{\log n}.$$

By Chernoff's bound, for all sufficiently large n ,

$$\Pr \left(\sum_{t=1}^{n-1} B_t > 2 \frac{c(n-1)}{\log n} \right) \leq \exp \left(- \frac{c(n-1)}{3 \log n} \right),$$

which tends to zero as $n \rightarrow \infty$. Therefore, with high probability,

$$K = 1 + \sum_{t=1}^{n-1} B_t \leq 1 + 2 \frac{c(n-1)}{\log n} = O\left(\frac{n}{\log n}\right). \quad \square$$

Lemma 14. [12, Lemma 6] For a constant γ , the coverage V_γ satisfies the following two properties

$$\Pr(|V_\gamma - (\alpha\gamma + 1)e^{-\alpha\gamma}| > \epsilon) \xrightarrow{n \rightarrow \infty} 0, \quad \text{and} \quad \lim_{n \rightarrow \infty} \mathbb{E}[V_\gamma] = (\alpha\gamma + 1)e^{-\alpha\gamma}. \quad (10)$$

Lemma 15. Consider the decoding procedure after global alignment (Step **B3**) and de-interleaving (Step **C2**). For each $i \in [m-1]$, let E_i be a random variable representing the set of erased coordinates in the i -th codeword $\hat{\mathbf{r}}_{v(i)}$ of \mathcal{C}_{er} . Let R_{er} and n_{er} be the rate and block length of the random binary linear code \mathcal{C}_{er} in Definition 2. Then, for any fixed $\eta > 0$ we have $\Pr(E_i \in \mathcal{T}) \xrightarrow{n \rightarrow \infty} 1$ (see Definition of \mathcal{T} in (5)) for every $i \in [m-1]$.

Proof. Let $G \subseteq [n]$ be the set of coordinates of the interleaved sequence \mathbf{c}_v that lie in fragments of length strictly smaller than $\gamma \log n$. These fragments are discarded by the decoder in Step **A**, and by Definition 5 we have that

$$|G| = \sum_{j=1}^K N_j \mathbf{1}_{N_j < \gamma \log n} = n(1 - V_\gamma).$$

After global alignment, the decoder obtains an estimate $\hat{\mathbf{c}}_v$ that agrees with \mathbf{c}_v on all coordinates not in G , and contains erasures on the coordinates in G . We now analyze how these erasures appear in each \mathcal{C}_{er} codeword after removing the $\text{RLL}(0, \beta - 1)$ added 1's and de-interleaving. For each $i \in [m-1]$, define

$$\mathcal{D}_i = \{mt + i : 0 \leq t \leq n/m - 1, t \not\equiv (\beta - 1) \pmod{\beta}\}.$$

The set \mathcal{D}_i consists exactly of the global positions corresponding to the symbols of the i -th codeword in \mathcal{C}_{er} . The number of erasures in $\hat{\mathbf{r}}_{v(i)}$ is precisely $|E_i| = |G \cap \mathcal{D}_i|$.

For any interval $\mathcal{I} \subseteq [n]$, there exists a constant $c_1 = c_1(m)$ such that

$$|\mathcal{I} \cap \mathcal{D}_i| \leq \frac{\beta - 1}{m\beta} |\mathcal{I}| + c_1\beta. \quad (11)$$

Since G is a union of at most K fragments (intervals), we obtain

$$|E_i| = |G \cap \mathcal{D}_i| = \sum_{\mathbf{f} \in G} |\text{entries}(\mathbf{f}) \cap \mathcal{D}_i| \stackrel{(11)}{\leq} \sum_{\mathbf{f} \in G} \left(\frac{\beta - 1}{m\beta} |\text{entries}(\mathbf{f})| + c_1\beta \right) = \frac{\beta - 1}{m\beta} |G| + c_1\beta K,$$

where $\text{entries}(\mathbf{f})$ is the segment (i.e., consecutive entries) of $[n]$ corresponding to the fragment \mathbf{f} . By Lemma 13, for all sufficiently large n , with high probability, $K \leq c_2 \frac{n}{\log n}$ for some constant $c_2 > 0$. Since $\beta = o(\log n)$, we have $c_1\beta K \leq c_1 c_2 \frac{\beta n}{\log n} = o(n)$. Therefore, with high probability, for every $i \in [m-1]$,

$$|E_i| \leq \frac{\beta - 1}{m\beta} n(1 - V_\gamma) + o(n).$$

Recall that the block length of each codeword in \mathcal{C}_{er} is $n_{\text{er}} = |\mathcal{D}_i| = \frac{(\beta-1)n}{m\beta}$. Thus, dividing by n_{er} , the fraction of bits erased in every $\hat{\mathbf{r}}_{v(i)}$ is at most

$$\frac{|E_i|}{n_{\text{er}}} \leq 1 - V_\gamma + o(1),$$

where the $o(1)$ expression follows since $\beta = \omega(1)$, and since m is a constant. Now, by the left-hand side of (10) in Lemma 14, V_γ converges in probability towards $(\alpha\gamma + 1)e^{-\alpha\gamma}$. Hence, for any fixed $\eta > 0$, when $n \rightarrow \infty$, we have $V_\gamma \geq (\alpha\gamma + 1)e^{-\alpha\gamma} - \eta$ with high probability. By Lemma 3, the rate of the code is $R_{\text{er}} = (\alpha\gamma + 1)e^{-\alpha\gamma} - 3\eta$. Substituting R_{er} yields:

$$V_\gamma \geq R_{\text{er}} + 2\eta.$$

Consequently, the fraction of erased bits is bounded by:

$$\frac{|E_i|}{n_{\text{er}}} \leq 1 - (R_{\text{er}} + 2\eta) + o(1) = 1 - R_{\text{er}} - 2\eta + o(1).$$

For all sufficiently large n , the $o(1)$ term is strictly less than η . Therefore, the size satisfies $|E_i| \leq (1 - R_{\text{er}} - \eta)n_{\text{er}}$ with high probability for every $i \in [m-1]$. This implies that the random variable E_i falls into the good set \mathcal{T} with high probability, yielding $\Pr(E_i \in \mathcal{T}) \rightarrow 1$. \square