

Certification from Examples is Hard for Circuits and Transformers under Minimal Overparametrization

Artur Back de Luca Kimon Fountoulakis

University of Waterloo

{[abackdel](mailto:abackdel@uwaterloo.ca), [kimon.fountoulakis](mailto:kimon.fountoulakis@uwaterloo.ca)}@uwaterloo.ca

Abstract

As state-of-the-art neural networks are deployed on reasoning and algorithmic tasks, exactness guarantees become increasingly important. However, high average-case accuracy can still mask inconsistent behaviors. This motivates exact certification, which asks for the smallest set of labeled examples needed to certify that a learned hypothesis equals the target. We show that while some hypotheses are easy to certify, even minimal overparametrization can make certification exponentially hard across several hypothesis classes. For threshold circuits of depth ≥ 2 , adding a single extra gate can force certificate sizes exponential in the input dimension. We show an analogous hardness result for log-precision Transformers with only constant architectural overhead. We also characterize approximate certification, showing that allowing only polynomially many mistakes still requires exponentially large certificates, whereas constant relative-error guarantees can hide exponentially many mistakes. Empirically, we study certification for constructed circuits and trained Transformers for recognizing binary addition. While the constructed circuits instantiate the exponential barrier for certification, the trained Transformer analysis shows that imperfect models can evade detection by large uniformly sampled certificate candidates.

1 Introduction

Frontier models can tackle a wide range of tasks, yet studies have revealed inconsistencies in reasoning and algorithmic settings [25, 20]. Even when a model achieves high average-case accuracy, such inconsistencies suggest that it may fail to implement the intended reasoning behavior, and these failures are difficult to detect from average-case evaluation alone.

This motivates a broader exact certification question: after a learner returns a candidate hypothesis, how many labeled input-output examples are needed to certify, from behavior alone, that the candidate equals the intended target? György et al. [14] flag this certification problem as a foundational challenge for the exact-learning setting, illustrating the worst-case certification in a bit comparison task. In this work, we give a quantitative form of certification hardness, mainly focusing on two formal hypothesis classes closely related to reasoning and computation.

Because certification uses only labeled input-output data, we formalize the question using a perspective closely related to the teaching set literature [4, 29, 13]. The key quantity for our purposes is the certificate size, namely the minimum number of labeled examples needed to uniquely identify a target within a hypothesis class. This quantity depends not only on the target but also on the surrounding class. Our main observation is that even a minimal enlargement of the hypothesis class, increasing model capacity by only a constant factor, can make certification exponentially hard for every target in the original class, even when some targets originally admit small certificates.

Contributions. Our contributions are as follows.

1. We provide a quantitative form of hardness for exact certification by examples. We show that certification can be highly sensitive to the surrounding hypothesis class. Even a constant enlargement can make certification exponentially hard for every target in the original class, despite the presence of targets with small certificates in that class. We instantiate this phenomenon in two settings related to algorithmic computation.
 - (a) In the circuit setting, we study unbounded fan-in classes such as TC^0 and AC^0 , together with the bounded fan-in class NC^1 . Our sharpest result is for TC^0 , where circuits of depth $d \geq 2$ with a single additional gate already force certification to require exponentially many examples in the input dimension.
 - (b) In the Transformer setting, motivated by connections between Transformers and circuit complexity [15, 24, 21, 23, 9], we study projected-pre-norm log-precision Transformers with averaging hard attention (AHAT) [15, 23]. We show that a slight overparametrization with one extra attention head and six auxiliary embedding/residual coordinates already makes certification hard.
 - (c) We extend the hardness analysis to approximate certification. We show that allowing only polynomially many absolute mistakes still requires exponentially large certificates, while constant relative-error guarantees may still allow exponentially many absolute mistakes.
2. We complement the theory with two empirical certification analyses for the task of recognizing binary addition. First, we construct a TC^0 circuit for recognizing addition, together with a collection of incorrect circuits, each agreeing with the target except on a different block of inputs. We then compute how many of these circuits remain consistent with a uniformly sampled certificate candidate. Second, we study Transformers trained to recognize binary addition. After selecting trained models that pass extensive validation checks, we evaluate them on a large held-out test set. We observe that even polynomial-sized certificate candidates can leave multiple non-exact trained hypotheses consistent.

2 Related work

Our certification setting is most closely related to the classical teaching complexity literature [4, 29, 13]. Subsequent work develops a range of teacher-learner protocol variants [30, 11, 12] and relates teaching parameters to structural properties of the hypothesis class, such as class complexity [11, 8, 19]. In the circuit setting, the closest work is Servedio [28], who proves worst-case exponential lower bounds on the size of certificates for polynomial-size monotone circuits using input-output examples alone. The main distinction is that our lower bounds do not isolate a single worst-case target. This distinction is sharpest in our threshold-circuit result in [Theorem 4.1](#), which shows that for every target in a smaller threshold-circuit class, adding one same-depth gate already makes exact certification exponentially hard.

Related to certification by examples is exact learning, which often studies active, query-based interaction between a learner and an oracle, including membership queries, equivalence queries, and related oracle access [1, 2, 3, 16, 18, 7]. A central theme in this literature is that learnability depends both on the interaction model and on the hypothesis class the learner may output. For example, proper and improper learning of DNFs exhibit different learnability behavior [27, 17], while richer oracle access can make circuit learning tractable [6]. In our input-output-only certification setting, we isolate the role of the hypothesis class and show that even a small enlargement of the class can make certification hard.

In the context of neural networks, several recent works advocate for exact guarantees, rather than average-case accuracy alone, as a foundation for reliable reasoning and algorithmic behavior [14, 10, 26]. In particular, György et al. [14] emphasizes both the importance and the challenge of certifying exact correctness. Our work builds on this perspective by quantifying the size of certificates needed for log-precision Transformers.

Most theoretical work on log-precision Transformers has focused on expressive power, whose computation is captured by threshold-circuit models [24, 21, 23, 22, 9]. While these results characterize what such models can compute, our results address the complementary question of how many input-output examples are needed to certify their behavior. We show that certifying log-precision Transformers within a slightly overparametrized class requires exponentially many examples in the input size, even for exact and near-exact certification.

3 Preliminaries and notation

In this section, we introduce the notation and background definitions used throughout the paper. We write $[n]$ to indicate the set $\{1, 2, \dots, n\}$. For a vector $x \in \{0, 1\}^n$ and an index set $I \subseteq [n]$, we write x_I for the restriction of x to the coordinates indexed by I . For a finite set S , we let $\{0, 1\}^S = \{\pi : S \rightarrow \{0, 1\}\}$ denote the set of binary patterns on S .

Circuit complexity and circuit classes. We use circuits as finite semantic hypothesis classes because they let us measure how much computational power is added by one or a few gates. Circuits also connect directly to the Transformer result, since log-precision Transformer expressivity is commonly compared with threshold-circuit computation [24, 23].

A Boolean circuit on inputs x_1, \dots, x_n is a directed acyclic graph with input nodes, internal gates, and one output gate. Its size $|C|$ is the number of non-input gates, and its depth is the length of the longest input-to-output path. At polynomial size, the standard containments are

$$\text{AC}^0 \subsetneq \text{TC}^0 \subseteq \text{NC}^1.$$

Here AC^0 consists of constant-depth circuits with unbounded-fan-in AND/OR gates over input literals, TC^0 adds constant-depth threshold gates, and NC^1 allows bounded-fan-in circuits of logarithmic depth. The first containment is strict, while strictness of the second is open.

For finite gate budgets, $\text{AC}_{d,s}^0$ and $\text{TC}_{d,s}^0$ denote the n -input functions computable by depth- d , size- s circuits of the corresponding type. In $\text{TC}_{d,s}^0$, a threshold gate is defined as $\text{THR}_{w,\theta}(z) = \mathbf{1}[\sum_i w_i z_i \geq \theta]$, with $w_i, \theta \in \mathbb{Z}$. For TC^0 , the class can also be expressed using Boolean disjunctions/conjunctions and majority gates. All of these gates can be expressed as a threshold gate, but the converse simulation can change the finite gate budget, so the stated TC^0 bounds should be read under the threshold gate convention. The class NC_s^1 denotes bounded-fan-in Boolean circuits of size at most s and depth at most $c_{\text{NC}^1} \log(n+1)$, for a fixed constant c_{NC^1} .

Input-output certificates. All certificates are over a fixed finite domain \mathcal{X} . Fix a hypothesis class \mathcal{H} and a target $f^* \in \mathcal{H}$. We record a labeled sample by its input set $S \subseteq \mathcal{X}$ where the corresponding labels attached to $x \in S$ are $f^*(x)$. The version space after seeing S is

$$\text{VS}_{f^*, \mathcal{H}}(S) := \{h \in \mathcal{H} : h(x) = f^*(x) \text{ for every } x \in S\}.$$

The set S is an input-output certificate for f^* in \mathcal{H} if every surviving hypothesis agrees with f^* on the full domain:

$$\forall h \in \text{VS}_{f^*, \mathcal{H}}(S), \quad h(x) = f^*(x) \text{ for every } x \in \mathcal{X}.$$

The certificate size is

$$\text{cert}(f^*, \mathcal{H}) := \min \left\{ |S| : S \subseteq \mathcal{X} \text{ and } S \text{ is an input-output certificate for } f^* \text{ in } \mathcal{H} \right\}.$$

Since $S = \mathcal{X}$ is a certificate, this minimum is well defined. The definition is semantic. It certifies the input-output behavior of the target and does not distinguish hypotheses that behave identically on \mathcal{X} . This is the usual teaching/specification notion [29, 13, 4].

Approximate certificates. Keep the same finite domain \mathcal{X} , hypothesis class \mathcal{H} , and target f^* . For $h \in \mathcal{H}$, define its absolute and normalized errors relative to f^* by

$$\Delta(h) := |\{x \in \mathcal{X} : h(x) \neq f^*(x)\}|, \quad \text{err}(h) := \frac{\Delta(h)}{|\mathcal{X}|}.$$

For $\rho \in \{\Delta, \text{err}\}$, the worst remaining error after seeing S is

$$M_\rho(S) := \max_{h \in \text{VS}_{f^*, \mathcal{H}}(S)} \rho(h).$$

For $\varepsilon, R \geq 0$, the approximate certificate sizes are

$$\text{cert}_\varepsilon(f^*, \mathcal{H}) := \min\{|S| : S \subseteq \mathcal{X} \text{ and } M_{\text{err}}(S) \leq \varepsilon\},$$

and

$$\text{cert}_R(f^*, \mathcal{H}) := \min\{|S| : S \subseteq \mathcal{X} \text{ and } M_\Delta(S) \leq R\}.$$

Thus cert_ε certifies that every surviving hypothesis has uniform error at most ε , while cert_R certifies that every surviving hypothesis makes at most R mistakes on \mathcal{X} . Exact certification is the case $\varepsilon = 0$, equivalently $R = 0$.

4 Certification hardness from overparametrization

Throughout this section, we lower-bound the number of labeled examples required to certify a target uniquely within an enlarged hypothesis class. The proof follows a combinatorial strategy to construct many alternative hypotheses around a fixed target so that each labeled example eliminates only a few of them. In our setting, the alternatives are deceivers supported on pairwise disjoint sets.

4.1 Proof idea: trigger blocks and deceivers

Fix some target function $f^* : \{0, 1\}^n \rightarrow \{0, 1\}$ from the hypothesis space. Then, pick a set $I \subseteq [n]$ of t input coordinates, where for each pattern $\pi \in \{0, 1\}^I$, we define the trigger block $B_\pi := \{x \in \{0, 1\}^n : x_I = \pi\}$, for a total of 2^t blocks that are pairwise disjoint and partition the domain. For each block B_π , we build one deceiver g_π that agrees with f^* outside B_π and changes the output on at least one point of B_π . Since the blocks are disjoint, a labeled value can reveal at most one of these changes. Therefore, any exact certificate must contain at least one point from every block, as formally expressed in the following proposition.

Proposition 4.1 (Disjoint-disagreement principle). *Let \mathcal{X} be a finite domain, let $\mathcal{H} \subseteq \{h : \mathcal{X} \rightarrow \{0, 1\}\}$, and let $f^* \in \mathcal{H}$. Let T be a finite index set, and suppose that for each $\pi \in T$ there is a hypothesis $g_\pi \in \mathcal{H}$. Define*

$$E_\pi := \{x \in \mathcal{X} : g_\pi(x) \neq f^*(x)\}.$$

If the sets $\{E_\pi : \pi \in T\}$ are nonempty and pairwise disjoint, then $\text{cert}(f^, \mathcal{H}) \geq |T|$.*

While the full proof appears in [Section A.1](#), the key point is that each labeled example can eliminate only the deceivers that disagree with f^* at that point, so disjoint disagreement regions force any certifying sample to hit every block.

In the following sections, we instantiate this principle for circuit classes and Transformers by showing that the enlarged hypothesis class contains exponentially many deceivers in the input dimension.

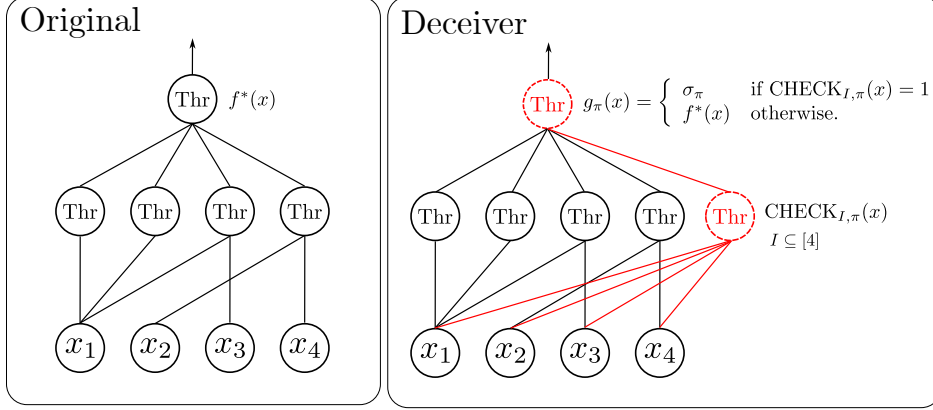


Figure 1: Same-depth deceiver construction in TC^0 . Left: the original threshold circuit computing f^* . Right: one additional threshold gate $\text{CHECK}_{I,\pi}$ detects the trigger block and feeds the top threshold, which forces the output on that block while leaving the circuit unchanged elsewhere.

4.2 Circuit classes

We instantiate the deceiver mechanism for circuits, focusing on threshold circuits where the construction is sharpest. Starting from threshold circuits with s gates, overparametrizing them with $s + 1$ gates of the same depth suffices to override the output on a chosen block while preserving depth. We also state the corresponding results for the other circuit classes, deferring the details to [Section B](#).

Theorem 4.1 (One-gate certification hardness in TC^0). *Fix a constant depth $d \geq 2$. For every n , every gate budget s , every $f^* \in \text{TC}_{d,s}^0$, and every $1 \leq t \leq n$,*

$$\text{cert}(f^*, \text{TC}_{d,s+1}^0) \geq 2^t,$$

consequently, for any trigger length $t = t(n)$ satisfying $cn \leq t(n) \leq n$ for some constant $c > 0$, the lower bound is $2^{\Omega(n)}$. Moreover, if $s(n) = n^{O(1)}$, then for all sufficiently large n there exists $f_n \in \text{TC}_{d,s(n)}^0$ such that

$$\text{cert}(f_n, \text{TC}_{d,s(n)}^0) \leq n^{O(1)} \quad \text{while} \quad \text{cert}(f_n, \text{TC}_{d,s(n)+1}^0) \geq 2^{\Omega(n)}.$$

Proof sketch. Fix a size- s , depth- d circuit and $f^* \in \text{TC}_{d,s}^0$. We build a deceiver circuit using one additional gate. The construction consists of two mechanisms: a trigger detector and an output-overwrite mechanism. For the first, choose a trigger set $I \subseteq [n]$ with $|I| = t$, and for each pattern $\pi \in \{0, 1\}^I$, let $B_\pi = \{x \in \{0, 1\}^n : x_I = \pi\}$ be the corresponding trigger block.

We use the extra threshold gate, denoted $\text{CHECK}_{I,\pi}$, to detect membership in B_π by thresholding the signed literals that encode the equalities $x_i = \pi_i$. Once this gate is activated, we overwrite the output of f^* . Feeding the output of the new gate into the top gate with a sufficiently large positive or negative weight forces the circuit to output a chosen constant on B_π , while leaving the original circuit unchanged when $\text{CHECK}_{I,\pi} = 0$. This is exactly the same-depth, one-gate override shown in [Figure 1](#).

For each trigger block, choose a constant label $\sigma_\pi \in \{0, 1\}$ that disagrees with f^* on at least half of B_π , and let $g_\pi \in \text{TC}_{d,s+1}^0$ be the corresponding override circuit. Then g_π agrees with f^* outside B_π and disagrees with it on a nonempty subset of B_π . Since the trigger blocks are pairwise disjoint, the disjoint-block principle from [Section 4.1](#) gives $\text{cert}(f^*, \text{TC}_{d,s+1}^0) \geq 2^t$, and taking $t = \Omega(n)$ yields an exponential dependence on the input size.

For the second part of the argument, we use the finiteness of the circuit class to prove the non-vacuity claim. A size- s threshold circuit has at most s gates, and each gate computes one of at most $2^{O((n+s)^2)}$ threshold

functions of the previously available Boolean signals. Hence $|\text{TC}_{d,s}^0| \leq 2^{O(s(n+s)^2)}$. Every finite class contains some hypothesis with a certificate of size logarithmic in the class cardinality, by repeatedly keeping the smaller side of a split until one hypothesis remains. Therefore, when $s(n) = n^{O(1)}$, some $f_n \in \text{TC}_{d,s(n)}^0$ satisfies $\text{cert}(f_n, \text{TC}_{d,s(n)}^0) \leq n^{O(1)}$. Applying the target-wise lower bound above to this same f_n , with a linear-size trigger set, gives $\text{cert}(f_n, \text{TC}_{d,s(n)+1}^0) \geq 2^{\Omega(n)}$. \square

Certification hardness in other circuit classes: The deceiver construction has two parts: detecting a trigger block and overriding the output on that block without changing the computation elsewhere. While in TC^0 , both have constant cost, the deceiver constructions for AC^0 and NC^1 , which are described in Section B, require extra components. In particular, for AC^0 , trigger detection still costs one gate, but the override function requires an additional combining gate and typically one extra depth level. Thus targets in $\text{AC}_{d,s}^0$ satisfy the same 2^t certification bounds inside $\text{AC}_{d+1,s+2}^0$. In bounded fan-in circuits such as NC^1 , exact trigger detection costs $\Theta(t)$ extra gates and $\Theta(\log t)$ extra depth, so extra k gates give lower bounds of $2^{\Omega(k)}$.

4.3 Transformers

The circuit computations described so far also underlie many reasoning tasks studied in Transformers. Beyond this task connection, there is a stronger relationship between Transformers and circuits: existing expressivity results show that log-precision Transformer computations can be simulated by threshold circuits [24, 21, 23, 9]. However, these results are one-way, as they do not imply that arbitrary threshold-circuit computations can be realized by Transformers. We therefore prove the certification barrier directly inside a Transformer model.

For the result below, we use a standard theoretical abstraction of Transformers with $p = O(\log n)$ precision [22], average hard attention [15], and projected pre-norm components [23]. This model is idealized relative to deployed Transformer implementations, but it keeps the architectural features relevant to our argument while allowing an exact finite-precision analysis. The formal definition of the class and the block-override construction are given in Section C.

For a fixed choice of heads, layers, and dimensions at input length n , let \mathbf{A}_n denote the resulting architecture, and let $\mathcal{T}_{\mathbf{A}_n,p}(n)$ be the class of Boolean functions on $\{0,1\}^n$ computable by that architecture with variable p -precision parameters and embeddings. The following theorem shows that a slight overparametrization of \mathbf{A}_n can make certification exponentially harder.

Theorem 4.2 (Transformer certification hardness under overparametrization). *There is an absolute precision constant p_0 such that the following holds. Fix an input length n , an AHAT architecture \mathbf{A}_n , and a precision $p \geq p_0$. Let $1 \leq t \leq n$, and let \mathbf{A}_n^+ be the architecture obtained from \mathbf{A}_n by adding at least one attention head in the final layer and at least six residual/embedding coordinates. Then every target computed by the original architecture is hard to certify in the enlarged one:*

$$\forall f^* \in \mathcal{T}_{\mathbf{A}_n,p}(n), \quad \text{cert}(f^*, \mathcal{T}_{\mathbf{A}_n^+,p}(n)) \geq 2^t.$$

Moreover, this lower bound is not vacuous. If $\{\mathbf{A}_n\}$ is a projected-pre-norm AHAT family with $n^{O(1)}$ finite-precision scalar parameters, including embeddings, and $p(n) = O(\log n)$, assume there exists n_0 such that $p(n) \geq p_0$ for all $n \geq n_0$. Then for every $n \geq n_0$ there is a function $f_n \in \mathcal{T}_{\mathbf{A}_n,p(n)}(n)$ such that

$$\text{cert}(f_n, \mathcal{T}_{\mathbf{A}_n,p(n)}(n)) \leq n^{O(1)} \quad \text{while, taking any } t = \Omega(n), \quad \text{cert}(f_n, \mathcal{T}_{\mathbf{A}_n^+,p(n)}(n)) \geq 2^{\Omega(n)}.$$

Thus the exponential lower bound is not merely inherited from a function that was already hard to certify in the smaller Transformer class.

Proof sketch. Fix $f^* \in \mathcal{T}_{\mathbf{A}_n,p}(n)$ and choose a p -precision Transformer T^* of architecture \mathbf{A}_n computing it. Pick a trigger set $I \subseteq [n]$ with $|I| = t$. For each pattern $\pi \in \{0,1\}^I$, define the block

$$B_\pi := \{x \in \{0,1\}^n : x_I = \pi\}.$$

Choose a label $\sigma_\pi \in \{0, 1\}$ that disagrees with f^* on at least half of B_π . By the block-override construction in [Theorem C.2](#), for every $\pi \in \{0, 1\}^I$ the enlarged architecture contains a same-precision hypothesis

$$g_\pi \in \mathcal{T}_{\mathcal{A}_n^+, p}(n)$$

such that

$$g_\pi(x) = f^*(x) \quad \text{for all } x \notin B_\pi, \quad g_\pi(x) = \sigma_\pi \quad \text{for all } x \in B_\pi.$$

Hence the disagreement set $E_\pi := \{x : g_\pi(x) \neq f^*(x)\}$ is nonempty and contained in B_π . The blocks $\{B_\pi : \pi \in \{0, 1\}^I\}$ are pairwise disjoint, so the disagreement sets $\{E_\pi : \pi \in \{0, 1\}^I\}$ are pairwise disjoint as well. By the disjoint-disagreement principle, [Proposition 4.1](#), any exact certificate for f^* relative to the enlarged class must hit every one of these disagreement sets. Therefore

$$\text{cert}(f^*, \mathcal{T}_{\mathcal{A}_n^+, p}(n)) \geq 2^t.$$

For the non-vacuity claim, use only finiteness. In the log-precision regime, the smaller Transformer class has at most $2^{\text{poly}(n)}$ hypotheses, since it is specified by $n^{O(1)}$ finite-precision scalar slots with $O(\log n)$ bits each. By [Lemma A.1](#), some $f_n \in \mathcal{T}_{\mathcal{A}_n, p(n)}(n)$ satisfies

$$\text{cert}(f_n, \mathcal{T}_{\mathcal{A}_n, p(n)}(n)) \leq \text{poly}(n).$$

Applying the target-wise lower bound above to this same f_n inside the enlarged class, with $t_n = \Omega(n)$, gives

$$\text{cert}(f_n, \mathcal{T}_{\mathcal{A}_n^+, p(n)}(n)) \geq 2^{\Omega(n)}.$$

□

Thus the Transformer result is not just a statement about a function that was already hard to certify. The smaller architecture contains polynomially certifiable functions, but after adding a single extra head and constant embedding/residual width, the same function can require exponentially many labeled examples to certify against the enlarged Transformer class.

4.4 From exact to approximate certification

The results above concern exact certification. One may ask whether hardness persists under a more forgiving notion, where a consistent hypothesis is only required to be approximately correct. The answer depends sharply on how the tolerance is measured. If only polynomially many mistakes are allowed, the block-deceiver construction still forces certificates of exponential size. In contrast, a fixed relative tolerance can leave exponentially many small-error block deceivers unresolved, at the cost of permitting exponentially many mistakes overall. The following proposition captures this general argument, and it applies whenever the hypothesis class admits the required block deceivers, as in the circuit and Transformer constructions of the previous sections.

Proposition 4.2 (Approximate certification lower bounds from block deceivers). *Let $\mathcal{X} = \{0, 1\}^n$ and fix a nonempty set $I \subseteq [n]$ of t trigger coordinates. For each pattern $\pi \in \{0, 1\}^I$, let $B_\pi := \{x \in \mathcal{X} : x_I = \pi\}$ be the corresponding trigger block. Suppose that for every pattern π , there exists a deceiver $g_\pi \in \mathcal{H}$ that agrees with f^* outside B_π and disagrees with it on at least half of B_π , i.e., writing $E_\pi := \{x : g_\pi(x) \neq f^*(x)\}$,*

$$E_\pi \subseteq B_\pi, \quad |E_\pi| \geq 2^{n-t-1}.$$

Since the blocks partition \mathcal{X} , the sets $\{E_\pi\}_{\pi \in \{0, 1\}^I}$ are pairwise disjoint. Consequently:

$$\varepsilon_n < 2^{-t-1} \Rightarrow \text{cert}_{\varepsilon_n}(f^*, \mathcal{H}) \geq 2^t \quad \text{and} \quad R_n < 2^{n-t-1} \Rightarrow \text{cert}_{R_n}(f^*, \mathcal{H}) \geq 2^t.$$

Proof. The sets E_π are nonempty and pairwise disjoint, since each $E_\pi \subseteq B_\pi$ and the blocks partition \mathcal{X} . Suppose a labeled set S misses some E_π . Then $g_\pi \in \text{VS}_{f^*, \mathcal{H}}(S)$, with

$$\text{err}(g_\pi) = 2^{-n} |E_\pi| \geq 2^{-t-1}, \quad \Delta(g_\pi) = |E_\pi| \geq 2^{n-t-1}.$$

If $\varepsilon_n < 2^{-t-1}$ or $R_n < 2^{n-t-1}$, this deceiver violates the respective guarantee. Hence any certificate must hit every E_π , and therefore has size at least 2^t . \square

The lower bound in [Proposition 4.2](#) is essentially the inverse of the tolerance: optimizing over t gives $\text{cert}_{\varepsilon_n} \gtrsim 1/\varepsilon_n$ and $\text{cert}_{R_n} \gtrsim 2^n/R_n$. Consequently, our lower bound grows with n only when the relative tolerance shrinks with n .

Certifying near-perfect accuracy is exponentially expensive: If $R_n = \text{poly}(n)$, then choosing $t = n - O(\log n)$ gives

$$\text{cert}_{R_n}(f^*, \mathcal{H}) \geq \frac{2^n}{\text{poly}(n)} = 2^{\Omega(n)}.$$

Thus, allowing only polynomially many mistakes still forces the certificate size to be exponential to cover all deceivers that have more than R_n mistakes.

A fixed relative tolerance allows small-block deceivers to survive: For fixed $\varepsilon > 0$, an ε -certificate only needs to eliminate hypotheses whose relative error is larger than ε . In the block construction, a deceiver with trigger length t has error at least 2^{-t-1} and at most 2^{-t} . Thus [Proposition 4.2](#) gives a nontrivial lower bound only when $\varepsilon < 2^{-t-1}$, which forces $t < \log_2(1/\varepsilon) - 1$.

When ε is fixed, this upper bound on t is a constant, so the lower bound 2^t is at most on the order of $1/\varepsilon$, not exponential in n . This does not mean that approximate certification is always easy. It means that block deceivers with sufficiently small relative error need not be eliminated. Such deceivers may still make exponentially many absolute mistakes, but their relative error can be small enough so that a fixed-relative-error certificate does not need to eliminate them.

Relative and absolute tolerances encode different guarantees: The normalized and absolute formulations are related by

$$R_n = \lfloor \varepsilon_n 2^n \rfloor.$$

Thus a constant ε corresponds to $R_n = \Theta(2^n)$ allowed mistakes, whereas a polynomial mistake budget $R_n = \text{poly}(n)$ corresponds to a vanishing relative tolerance $\varepsilon_n = R_n/2^n$.

5 Experiments

Our goal in this section is to complement the theoretical results above with a more practical perspective. To this end, we use binary-addition recognition as a controlled certification case study, since it connects naturally to threshold-circuit constructions and serves as a reasoning benchmark commonly studied in Transformers. Each input is a triple (a, b, z) , where $a, b \in \{0, 1\}^n$ are operands and $z \in \{0, 1\}^{n+1}$ is a proposed sum. The target is $f^*(a, b, z) = \mathbf{1}[z = a + b]$.

Both experiments use the same survivor calculation. Let Q be a finite set from which a certificate candidate S_m is sampled uniformly without replacement. For a hypothesis h , write

$$E_h^Q = \{x \in Q : h(x) \neq f^*(x)\}.$$

Then h passes the certificate candidate exactly when $S_m \cap E_h^Q = \emptyset$, so

$$p_h^Q(m) = \binom{|Q| - |E_h^Q|}{m} / \binom{|Q|}{m}, \quad \mathbb{E}_Q(m) = \sum_{h \in \mathcal{D}} p_h^Q(m),$$

where \mathcal{D} is the set of non-exact candidates under consideration. This is an exact finite-population calculation. It does not assume independent survival events or uniformly distributed errors. The targeted experiment below changes the sampling set Q , not the assumptions behind the calculation.

Constructed threshold circuits. The first experiment instantiates the trigger construction from [Theorem 4.1](#) for addition. Let A, B, Z denote the integers encoded by a, b, z . A depth-2 threshold circuit recognizes addition by checking $Z - A - B \geq 0$ and $A + B - Z \geq 0$, and feeding the two tests into a final threshold gate. Thus the target recognizer uses three threshold gates.

For each pattern $\pi \in \{0, 1\}^n$, define the trigger block $B_\pi = \{(a, b, z) : a = \pi\}$. Adding one threshold gate that detects $a = \pi$ lets us modify the output gate so that the circuit accepts every input in B_π and agrees with the target outside B_π . Denote the resulting circuit by g_π and its disagreement set by E_π . Since $E_\pi \subseteq B_\pi$ and the blocks are disjoint, the sets $\{E_\pi\}_{\pi \in \{0, 1\}^n}$ are disjoint. A dummy gate may be added to the target if equal gate counts are desired.

We take $\mathcal{D} = \{g_\pi : \pi \in \{0, 1\}^n\}$ and $Q = \mathcal{X} = \{0, 1\}^{3n+1}$. The 2^n terms in the survivor sum have the same size, so the expected number of surviving constructed deceivers is $2^n p_{g_\pi}^{\mathcal{X}}(m)$. The left panel of [Figure 2](#) plots this quantity for several operand lengths. For $m = \text{poly}(n)$, almost all constructed deceivers survive, and the decay only becomes visible on an exponential scale in n .

[Appendix D.3](#) gives a complementary finite-class analysis for restricted threshold circuits and AC^0 . It identifies a particular target with certificate size $n + 1$ in the base class, while the same target has a 2^n lower bound in the corresponding overparametrized class.

Trained Transformer recognizers. The second experiment asks whether a related certification issue appears among trained models. We train encoder-only Transformers on 10-bit addition, using a 75% train/validation split and a 25% held-out test split over operand pairs (a, b) . For each of the 262,144 held-out operand pairs, the test set contains the correct sum and the 11 one-bit flips of that sum, giving $N_{\text{test}} = 262,144 \cdot 12 = 3,145,728$ examples. We call a model *test-exact* if it makes zero mistakes on this finite held-out set.¹

Intermediate supervision is used to obtain strong candidate models for certification. During training, the model also predicts the true sum bits together with intermediate sums and carries. A final verifier compares the predicted sum bits with the candidate z . During evaluation, the model receives only (a, b, z) . A run is accepted once it reaches 99.9% accuracy on fixed train and validation checks, separately for positive and negative examples. Further implementation details are given in [Section D.2](#).

Among the 150 accepted models, 87 are test-exact, and 63 have residual test errors. Thus, even strong validation checks can leave nonzero residual error sets. For consistency, we call these non-test-exact hypotheses deceivers, without implying that they behave like the constructed deceivers above. For the survivor curves, we set \mathcal{D} to the 63 Transformer deceivers. Here S_m is a uniformly sampled certificate candidate, so this analysis reports candidate-certificate survival for this finite \mathcal{D} , not the ultimate minimum certificate size of $\{f^*\} \cup \mathcal{D}$. Taking Q to be the full held-out test set gives the full-test curve in the right panel of [Figure 2](#).

The full-test curve samples uniformly from all held-out examples. One potential objection is that this set might be too broad, as the residual errors may lie in a simple region that a better certificate sampler should target. We therefore also evaluate a compact test subset Q_{tgt} consisting of positives and output-bit flips in positions 8, 9, 10. This set uses 4 of the 12 examples per operand pair, yet contains 77.2% of the unique error locations. The residual errors are therefore structured. Still, Q_{tgt} contains 1,048,576 examples for $n = 10$, and the targeted curve decreases only after sampling a large part of this set. Moreover, deceivers with $|E_h^{Q_{\text{tgt}}}| = 0$ survive every sample drawn from Q_{tgt} . Thus, targeting a smaller error-rich region helps, but

¹This is exactness relative to the held-out set, not over all possible candidate strings z .

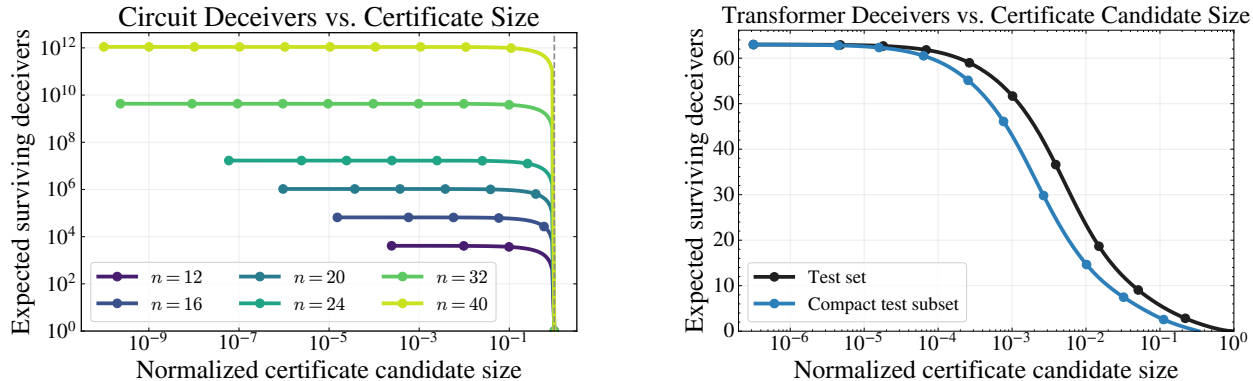


Figure 2: Surviving deivers under uniformly sampled certificate candidates. **Left.** Expected number of constructed threshold-circuit deivers that remain consistent with the sampled labels. The certificate candidate size is normalized by 2^n , where n is the operand length. The constructed subfamily already forces an exponential sampling scale. **Right.** Expected number of Transformer deivers that remain consistent with sampled labels for $n = 10$. The full-test curve samples from all held-out examples. The compact test subset curve samples from positives and output-bit flips in positions 8, 9, 10, a one-third-size subset containing most observed errors. This tests whether error concentration alone explains the full-test curve. Targeting helps, but the uniformly sampled certificates remain large, and deivers with errors outside it survive every compact subset.

uniformly sampled certificate candidates from Q_{tgt} remain large.²

The two experiments play different roles. The circuit experiment is a finite instantiation of the disjoint-trigger mechanism used in the lower bound. The Transformer experiment is a finite-set candidate-certificate analysis of the trained set \mathcal{D} , not an asymptotic certificate-size lower bound for the full Transformer class. In both cases, a sampled certificate candidate eliminates a deiver only if it intersects the residual error sets. Therefore, rare or disjoint errors can leave deivers consistent with all sampled labels even after strong validation.

6 Conclusion and future work

We studied certification from labeled input-output examples for circuits and log-precision Transformers. Our main finding is that exact certification is highly sensitive to the ambient hypothesis class, with even minimal overparametrization, such as one threshold gate or one final-layer attention head with constant embedding/residual width overhead, creating exponentially many trigger deivers around every target in the smaller class. Hence, polynomially many examples may fail to certify that a model has learned the intended computation.

An important next step is to understand which stronger certification protocols can escape this passive barrier. A natural direction is active certification, where the certifier can query the candidate model in different ways and compare its answers with a trusted target oracle, verifier, or specification. The exact learning literature shows that membership and equivalence queries can change learnability and query complexity [1, 18]. For Transformers and other neural networks, the same idea could support targeted challenges, counterexample search, or queries about intermediate traces rather than only final labels. One interesting question in this setting is whether richer interactions can efficiently rule out these trigger deivers, or whether analogous barriers persist under stronger protocols.

²We do not claim that Q_{tgt} is minimal. More compact a priori criteria may exist, perhaps with more complex structure. The post-hoc union of observed error locations has 15,494 examples and eliminates every observed deiver, but is chosen after evaluating the full held-out set. If every high-coverage set remains exponential in n , the certification barrier persists.

References

- [1] Dana Angluin. Learning regular sets from queries and counterexamples. *Information and computation*, 75(2):87–106, 1987.
- [2] Dana Angluin. Queries and concept learning. *Machine learning*, 2(4):319–342, 1988.
- [3] Dana Angluin. Negative results for equivalence queries. *Machine Learning*, 5(2):121–150, 1990.
- [4] Martin Anthony, Graham Brightwell, Dave Cohen, and John Shawe-Taylor. On exact specification by examples. In *Fifth annual workshop on computational learning theory*, pages 311–318, 1992.
- [5] Pierre Baldi and Roman Vershynin. Polynomial threshold functions, hyperplane arrangements, and random tensors. *SIAM Journal on Mathematics of Data Science*, 1(4):699–729, 2019.
- [6] Nader H. Bshouty, Richard Cleve, Ricard Gavaldà, Sampath Kannan, and Christino Tamon. Oracles and queries that are sufficient for exact learning. *Journal of Computer and System Sciences*, 52(3):421–433, 1996.
- [7] Hunter Chase and James Freitag. Bounds in query learning. In *Proceedings of Thirty Third Conference on Learning Theory*, volume 125 of *Proceedings of Machine Learning Research*, pages 1142–1160. PMLR, 2020.
- [8] Xi Chen, Yu Cheng, and Bo Tang. On the recursive teaching dimension of VC classes. In *Advances in Neural Information Processing Systems*, volume 29, 2016.
- [9] David Chiang. Transformers in uniform TC⁰. *Transactions on Machine Learning Research*, 2025. ISSN 2835–8856.
- [10] Artur Back de Luca, George Giapitzakis, and Kimon Fountoulakis. Learning to add, multiply, and execute algorithmic instructions exactly with neural networks. In *The Thirty-ninth Annual Conference on Neural Information Processing Systems*, 2026.
- [11] Thorsten Doliwa, Gaojian Fan, Hans Ulrich Simon, and Sandra Zilles. Recursive teaching dimension, VC-dimension and sample compression. *Journal of Machine Learning Research*, 15(89):3107–3131, 2014.
- [12] Ziyuan Gao, Christoph Ries, Hans Simon, and Sandra Zilles. Preference-based teaching. In *29th Annual Conference on Learning Theory*, volume 49 of *Proceedings of Machine Learning Research*, pages 971–997. PMLR, 2016.
- [13] S.A. Goldman and M.J. Kearns. On the complexity of teaching. *Journal of Computer and System Sciences*, 50(1):20–31, 1995. ISSN 0022-0000.
- [14] András György, Tor Lattimore, Nevena Lazić, and Csaba Szepesvári. Beyond statistical learning: Exact learning is essential for general intelligence. *arXiv preprint arXiv:2506.23908*, 2025.
- [15] Yiding Hao, Dana Angluin, and Robert Frank. Formal language recognition by hard attention transformers: Perspectives from circuit complexity. *Transactions of the Association for Computational Linguistics*, 10:800–810, 2022.
- [16] Tibor Hegedüs. Generalized teaching dimensions and the query complexity of learning. In *Proceedings of the Eighth Annual Conference on Computational Learning Theory*, pages 108–117, 1995. doi: 10.1145/225298.225311.
- [17] Lisa Hellerstein and Vijay Raghavan. Exact learning of DNF formulas using DNF hypotheses. *Journal of Computer and System Sciences*, 70(4):435–470, 2005.

- [18] Lisa Hellerstein, Krishnan Pillaipakkamnatt, Vijay Raghavan, and Dawn Wilkins. How many queries are needed to learn? *Journal of the ACM (JACM)*, 43(5):840–862, 1996.
- [19] Lunjia Hu, Ruihan Wu, Tianhong Li, and Liwei Wang. Quadratic upper bound for recursive teaching dimension of finite vc classes. In *Proceedings of the 2017 Conference on Learning Theory*, volume 65 of *Proceedings of Machine Learning Research*, pages 1147–1156. PMLR, 2017.
- [20] Alan Malek, Jiawei Ge, Nevena Lazic, Chi Jin, András György, and Csaba Szepesvári. Frontier LLMs still struggle with simple reasoning tasks. *arXiv preprint arXiv:2507.07313*, 2025.
- [21] William Merrill and Ashish Sabharwal. A logic for expressing log-precision transformers. In *Thirty-seventh Conference on Neural Information Processing Systems*, 2023.
- [22] William Merrill and Ashish Sabharwal. The parallelism tradeoff: Limitations of log-precision transformers. *Transactions of the Association for Computational Linguistics*, 11:531–545, 2023.
- [23] William Merrill and Ashish Sabharwal. The expressive power of transformers with chain of thought. In *The Twelfth International Conference on Learning Representations*, 2024.
- [24] William Merrill, Ashish Sabharwal, and Noah A Smith. Saturated transformers are constant-depth threshold circuits. *Transactions of the Association for Computational Linguistics*, 10:843–856, 2022.
- [25] Marianna Nezhurina, Lucia Cipolina-Kun, Mehdi Cherti, and Jenia Jitsev. Alice in wonderland: Simple tasks reveal severe generalization and basic reasoning deficits in state-of-the-art large language models. In *NeurIPS 2024 Workshop on Scientific Methods for Understanding Deep Learning*, 2024.
- [26] Hristo Papazov, Francesco D’Angelo, and Nicolas Flammarion. Exact learning of arithmetic with differentiable agents. In *The 5th Workshop on Mathematical Reasoning and AI at NeurIPS 2025*, 2025.
- [27] Krishnan Pillaipakkamnatt and Vijay Raghavan. On the limits of proper learnability of subclasses of DNF formulas. In *Proceedings of the seventh annual conference on Computational learning theory*, pages 118–129, 1994.
- [28] Rocco A Servedio. On the limits of efficient teachability. *Information Processing Letters*, 79(6):267–272, 2001.
- [29] Ayumi Shinohara and Satoru Miyano. Teachability in computational learning. *New Generation Computing*, 8:337–347, 1991. doi: 10.1007/BF03037091.
- [30] Sandra Zilles, Steffen Lange, Robert Holte, and Martin Zinkevich. Models of cooperative teaching and learning. *Journal of Machine Learning Research*, 12:349–384, 2011.

A Generic certification tools

A.1 Disjoint-block principle

Proposition A.1 (Restatement of [Proposition 4.1](#)). *Let \mathcal{X} be a finite domain, let $\mathcal{H} \subseteq \{h : \mathcal{X} \rightarrow \{0,1\}\}$, and let $f^* \in \mathcal{H}$. Let T be a finite index set, and suppose that for each $\pi \in T$ there is a hypothesis $g_\pi \in \mathcal{H}$. Define*

$$E_\pi := \{x \in \mathcal{X} : g_\pi(x) \neq f^*(x)\}.$$

If the sets $\{E_\pi : \pi \in T\}$ are nonempty and pairwise disjoint, then $\text{cert}(f^, \mathcal{H}) \geq |T|$.*

Proof. Let $S \subseteq \mathcal{X}$ be any labeled sample consistent with f^* . A deceiver g_π is eliminated by S only if S contains a point in E_π . Since the sets $\{E_\pi : \pi \in T\}$ are pairwise disjoint, each labeled example eliminates at most one deceiver. If $|S| < |T|$, then some $\pi \in T$ has $S \cap E_\pi = \emptyset$, so g_π remains consistent with all labels in S while $g_\pi \neq f^*$. Hence S is not a certificate. Every certificate must therefore have size at least $|T|$, i.e., $\text{cert}(f^*, \mathcal{H}) \geq |T|$. \square

In the later sections, the circuit and Transformer lower bounds all reduce to this proposition. In each case, we construct hypotheses g_π whose disagreement sets are nonempty and contained in pairwise disjoint trigger blocks B_π , instantiated below for a binary domain.

Trigger blocks: For a binary input space of n coordinates, fix a coordinate set $I \subseteq [n]$ with $|I| = t$. For each pattern $\pi \in \{0,1\}^I$, define the trigger block

$$B_\pi := \{x \in \{0,1\}^n : x_i = \pi_i \text{ for all } i \in I\}.$$

The blocks $\{B_\pi\}_{\pi \in \{0,1\}^I}$ are pairwise disjoint. In the instantiations considered for the hypothesis classes covered here, it is useful to view a deceiver g_π as a function that agrees with f^* outside B_π and is fixed to a constant value on B_π .

A.2 Lower bounds on certificate size in finite classes

Our exponential certification lower bounds do not imply that the underlying hypothesis class is uniformly hard. In fact, every finite hypothesis class contains at least one hypothesis with a certificate of size $O(\log |\mathcal{H}|)$.

Lemma A.1 (A small certificate exists in every finite class). *Let \mathcal{X} be a domain and let $\mathcal{H} \subseteq \{0,1\}^{\mathcal{X}}$ be finite and nonempty. Then there exists $f \in \mathcal{H}$ such that*

$$\text{cert}(f, \mathcal{H}) \leq \lceil \log_2 |\mathcal{H}| \rceil.$$

Proof. Initialize $V_0 := \mathcal{H}$ and an empty input set S . While $|V_t| > 1$, choose some $x_t \in \mathcal{X}$ on which two hypotheses in V_t disagree. Let

$$V_t^\pi := \{h \in V_t : h(x_t) = \pi\} \quad \pi \in \{0,1\}.$$

Both parts are nonempty, and the smaller one has size at most $|V_t|/2$. Choose π_t with $|V_t^{\pi_t}| \leq |V_t|/2$, add x_t to S , and set $V_{t+1} := V_t^{\pi_t}$. The intended label of x_t is π_t . After at most $\lceil \log_2 |\mathcal{H}| \rceil$ steps we obtain a singleton $V_T = \{f\}$. By construction, f is the unique hypothesis in \mathcal{H} consistent with the labels prescribed on S , so S is a certificate for f of size at most $\lceil \log_2 |\mathcal{H}| \rceil$. \square

The results in this subsection are best-case upper-bound statements. They prove that for a finite hypothesis class \mathcal{H} ,

$$\exists h \in \mathcal{H} : \text{cert}(h, \mathcal{H}) \leq O(\log |\mathcal{H}|).$$

The lower bounds in [Section 4.2](#) have a different quantifier order. For example, the threshold-circuit result proves that for every $f^* \in \text{TC}_{d,s}^0$, the certificate size in the larger class $\text{cert}(f^*, \text{TC}_{d,s+1}^0)$ is exponential. There is no contradiction. The small certificate size guaranteed inside the enlarged class need not lie in the smaller target class. Thus the same class can contain large and very small certificate sizes for different targets.

B Circuit constructions and proofs

B.1 Counting bounds for circuit classes

In the following, we instantiate the principle of [Lemma A.1](#), showing that there exist hypotheses with polynomial certificate size across our different circuit classes.

Proposition B.1 (Existence of a polynomial certificate size in $\text{TC}_{d,s}^0$). *Fix $n \in \mathbb{N}$, depth $d \geq 1$, and $s \geq 1$, and let $\mathcal{H} := \text{TC}_{d,s}^0$ be the semantic class of Boolean functions computable by depth- d threshold circuits with n external inputs and at most s gates. Then there exists $f \in \mathcal{H}$ with*

$$\text{cert}(f, \mathcal{H}) \leq O(s(n+s)^2).$$

In particular, if d is fixed and $s = n^{O(1)}$, then \mathcal{H} contains some function with polynomial certificate size. The same holds for the one-gate enlargement $\text{TC}_{d,s+1}^0$ by substituting $s \leftarrow s+1$.

Proof. For fixed n , \mathcal{H} is finite (it is a set of Boolean functions on $\{0,1\}^n$).

Let $T(n)$ be the number of distinct Boolean linear threshold functions on n Boolean inputs. From [\[5\]](#), we obtain that

$$\log_2 T(n) = O(n^2).$$

To canonize each entry, we may delete unused gates and, if necessary, pad with dummy gates. Then, we topologically order the s gates. Since gate i depends on at most $n+i-1 \leq n+s$ previously available outputs, it has $T(n+s)$ possible Boolean behaviors, hence

$$|\mathcal{H}| \leq T(n+s)^s \leq 2^{O(s(n+s)^2)}.$$

The claim follows by applying [Lemma A.1](#). □

Proposition B.2 (Existence of a polynomial certificate size in $\text{AC}_{d,s}^0$). *Fix $n, s, d \in \mathbb{N}$ and let $\mathcal{H} := \text{AC}_{d,s}^0$ be the semantic class of depth- d unbounded-fan-in Boolean circuits with n external inputs and at most s gates. Then there exists $f \in \mathcal{H}$ such that*

$$\text{cert}(f, \mathcal{H}) \leq O(s(n+s)).$$

In particular, for constant d and $s = n^{O(1)}$, the class contains at least one function with polynomial certificate size.

Proof. Count circuits under the free-literal convention from [Section 3](#) and order the s internal gates. At gate i , the available signals consist of the $2n$ input literals and at most $i-1$ previous gate outputs. An AND/OR gate chooses a subset of these available signals and one of two types, giving at most $2 \cdot 2^{2n+s+1}$ choices per gate. Therefore $|\mathcal{H}| \leq (2 \cdot 2^{2n+s})^s$ and the claim follows by applying [Lemma A.1](#). □

Proposition B.3 (Existence of a polynomial certificate size in bounded-size fan-in-2 circuit classes). *Fix $n, s, d \in \mathbb{N}$, and let \mathcal{H} be the semantic class of Boolean functions computable by fan-in-2 Boolean circuits with n external inputs, size at most s , and depth at most d . Then there exists $f \in \mathcal{H}$ such that*

$$\text{cert}(f, \mathcal{H}) \leq O(s \log(n+s)).$$

Moreover, for every fixed $c > 0$, the same conclusion holds for NC_s^1 , the class of fan-in-2 circuits with n inputs, size at most s , and depth at most $c \log n$. In particular, if $s = n^{O(1)}$, then NC_s^1 contains a function with polynomial certificate size.

Proof. We count the circuits after topologically ordering the s gates, where gate i may read from at most $n + i - 1 \leq n + s$ previously available signals. Thus each gate has at most $3(n + s)^2$ possible descriptions, accounting for \wedge, \vee, \neg gates. Hence $|\mathcal{H}| \leq (3(n + s)^2)^s$ and applying [Lemma A.1](#) finishes the proof. The same argument applies to the subclass $\text{NC}_s^1 \subseteq \mathcal{H}$ with $d = \lfloor c \log n \rfloor$. If $s = n^{O(1)}$, the bound is polynomial in n . \square

B.2 Threshold circuits

Proposition B.4 (Same-depth threshold-circuit deceivers). *Let C^* be a threshold circuit of size s and depth at most d computing f^* , where $d \geq 2$. Fix $I \subseteq [n]$ with $|I| = t$ and a pattern $\pi \in \{0, 1\}^I$. Then:*

(i) *there is a threshold gate $\text{CHECK}_{I, \pi}$ of depth 1 such that*

$$\text{CHECK}_{I, \pi}(x) = 1 \iff x \in B_\pi;$$

(ii) *for each $\sigma \in \{0, 1\}$ there is a threshold circuit $C_{\pi, \sigma}$ of size at most $s + 1$ and depth at most d such that*

$$g_{\pi, \sigma}(x) := \begin{cases} \sigma, & x \in B_\pi, \\ f^*(x), & x \notin B_\pi, \end{cases}$$

where $g_{\pi, \sigma} \in \text{TC}_{d, s+1}^0$ and either $g_{\pi, 0}$ or $g_{\pi, 1}$ differs from f^* on at least $|B_\pi|/2$ points of B_π .

Proof. Let the output gate of C^* be

$$f^*(x) = \mathbf{1} \left[\sum_{j=1}^m w_j z_j(x) \geq \theta \right],$$

where each z_j is the output of a depth- $(d - 1)$ subcircuit.

For the trigger, let

$$t_1 := |\{i \in I : \pi_i = 1\}|,$$

and define

$$\text{CHECK}_{I, \pi}(x) := \mathbf{1} \left[\sum_{i \in I: \pi_i = 1} x_i - \sum_{i \in I: \pi_i = 0} x_i \geq t_1 \right].$$

If $x \in B_\pi$, then each coordinate with $\pi_i = 1$ contributes 1 and each coordinate with $\pi_i = 0$ contributes 0, so the sum is exactly t_1 and the gate outputs 1. If $x \notin B_\pi$, then either some required-1 coordinate contributes 0 or some required-0 coordinate contributes -1 , so the sum is strictly less than t_1 and the gate outputs 0. This proves (i).

Now choose

$$M := \sum_{j=1}^m |w_j| + |\theta| + 1.$$

Because each $z_j(x) \in \{0, 1\}$, the quantity $\sum_j w_j z_j(x)$ always lies in the interval

$$\left[-\sum_j |w_j|, \sum_j |w_j| \right].$$

Hence for every x ,

$$\sum_j w_j z_j(x) - M < \theta \quad \text{and} \quad \sum_j w_j z_j(x) + M \geq \theta.$$

Define the modified output gate by

$$\tilde{g}_{\pi,0}(x) := \mathbf{1} \left[\sum_{j=1}^m w_j z_j(x) - M \text{CHECK}_{I,\pi}(x) \geq \theta \right],$$

and similarly

$$\tilde{g}_{\pi,1}(x) := \mathbf{1} \left[\sum_{j=1}^m w_j z_j(x) + M \text{CHECK}_{I,\pi}(x) \geq \theta \right].$$

Outside B_π we have $\text{CHECK}_{I,\pi}(x) = 0$, so both modified output gates compute exactly $f^*(x)$. Inside B_π we have $\text{CHECK}_{I,\pi}(x) = 1$; the first modified gate is forced to 0 and the second is forced to 1 by the choice of M . Thus $\tilde{g}_{\pi,\sigma} = g_{\pi,\sigma}$ for $\sigma \in \{0, 1\}$.

The only new gate is $\text{CHECK}_{I,\pi}$. The output gate is replaced rather than duplicated, so the size increases by at most 1. If the original circuit has depth $d^* \leq d$, then the subcircuits feeding its output gate have depth at most $d^* - 1$. Since $\text{CHECK}_{I,\pi}$ has depth 1, the modified output gate has depth at most

$$1 + \max\{1, d^* - 1\} \leq d,$$

using $d \geq 2$. All gates remain threshold gates. □

Remark B.1 (Choosing one deceiver per block). *For each block B_π , choose $\sigma_\pi \in \{0, 1\}$ so that*

$$|\{x \in B_\pi : f^*(x) \neq \sigma_\pi\}| \geq |B_\pi|/2.$$

Then $g_\pi := g_{\pi,\sigma_\pi}$ differs from f^ on at least one input in B_π and agrees with f^* off B_π . This allows us to use one deceiver per block in the elimination argument while keeping the construction explicit at the level of the existence proof.*

Theorem B.1 (Restatement of Theorem 4.1). *Fix a constant depth $d \geq 2$. For every input length n , every gate budget s , every target $f^* \in \text{TC}_{d,s}^0$, and every trigger length $1 \leq t \leq n$,*

$$\text{cert}(f^*, \text{TC}_{d,s+1}^0) \geq 2^t.$$

Consequently, along any sequence of input lengths, if the chosen trigger lengths satisfy $cn \leq t(n) \leq n$ for some fixed $c > 0$, then the lower bound is $2^{\Omega(n)}$. Moreover, if $s(n) = n^{O(1)}$, then for all sufficiently large n there exists $f_n \in \text{TC}_{d,s(n)}^0$ such that

$$\text{cert}(f_n, \text{TC}_{d,s(n)}^0) \leq n^{O(1)} \quad \text{while} \quad \text{cert}(f_n, \text{TC}_{d,s(n)+1}^0) \geq 2^{\Omega(n)}.$$

Proof. Choose a threshold circuit C^* of size at most s and depth at most d computing f^* . Fix any coordinate set $I \subseteq [n]$ with $|I| = t$. For each $\pi \in \{0, 1\}^I$, choose σ_π as in Remark B.1, and let $g_\pi := g_{\pi,\sigma_\pi}$ be the corresponding one-gate override from Proposition B.4. Then $g_\pi \in \text{TC}_{d,s+1}^0$ and by construction, g_π agrees with f^* outside the trigger block B_π and differs from f^* on at least one point of B_π . Since the blocks B_π are pairwise disjoint, Proposition A.1 gives

$$\text{cert}(f^*, \text{TC}_{d,s+1}^0) \geq 2^t.$$

The asymptotic consequence follows whenever $cn \leq t(n) \leq n$ for some fixed $c > 0$. It remains to justify the best-case, non-vacuity statement. By [Proposition B.1](#), for each n there exists some $f_n \in \text{TC}_{d,s(n)}^0$ satisfying

$$\text{cert}(f_n, \text{TC}_{d,s(n)}^0) \leq O(s(n)(n + s(n))^2).$$

When $s(n) = n^{O(1)}$, this bound is polynomial in n . Applying the target-wise lower bound above to this same f_n with, say, $t = \lfloor n/2 \rfloor$, yields

$$\text{cert}(f_n, \text{TC}_{d,s(n)+1}^0) \geq 2^{\lfloor n/2 \rfloor} = 2^{\Omega(n)}.$$

Thus the exponential lower bound in the enlarged class is not inherited from a target that was already hard to certify in the smaller class. \square

B.3 Unbounded-fan-in Boolean circuits

Proposition B.5 (Depth-preserving one-sided deceivers in AC^0). *Let C^* be a depth- d unbounded-fan-in Boolean circuit of size s computing f^* , under the free-literal AC^0 convention of [Section 3](#), with $d \geq 2$. Fix $I \subseteq [n]$ with $|I| = t$ and a pattern $\pi \in \{0, 1\}^I$.*

Define

$$\text{CHECK}_{I,\pi}(x) := \bigwedge_{i \in I} \ell_i(x), \quad \ell_i(x) = \begin{cases} x_i, & \pi_i = 1, \\ \neg x_i, & \pi_i = 0, \end{cases}$$

and

$$\text{MISS}_{I,\pi}(x) := \bigvee_{i \in I} m_i(x), \quad m_i(x) = \begin{cases} \neg x_i, & \pi_i = 1, \\ x_i, & \pi_i = 0. \end{cases}$$

Then:

(i) $\text{CHECK}_{I,\pi}(x) = 1$ iff $x \in B_\pi$;

(ii) $\text{MISS}_{I,\pi}(x) = 0$ iff $x \in B_\pi$;

(iii) if the output gate of C^* is an OR gate, then

$$g_{\pi,1}(x) := f^*(x) \vee \text{CHECK}_{I,\pi}(x)$$

belongs to $\text{AC}_{d,s+1}^0$, and

$$g_{\pi,1}(x) = \begin{cases} 1, & x \in B_\pi, \\ f^*(x), & x \notin B_\pi; \end{cases}$$

(iv) if the output gate of C^* is an AND gate, then

$$g_{\pi,0}(x) := f^*(x) \wedge \text{MISS}_{I,\pi}(x)$$

belongs to $\text{AC}_{d,s+1}^0$, and

$$g_{\pi,0}(x) = \begin{cases} 0, & x \in B_\pi, \\ f^*(x), & x \notin B_\pi. \end{cases}$$

Proof. The identities in (i) and (ii) are immediate from the definitions.

For (iii), if the top gate of C^* is OR, append $\text{CHECK}_{I,\pi}$ as one more input to that same top OR gate. Outside B_π we have $\text{CHECK}_{I,\pi}(x) = 0$, so the circuit still computes $f^*(x)$. Inside B_π we have $\text{CHECK}_{I,\pi}(x) = 1$, so the output is forced to 1. Only one new gate is added, namely $\text{CHECK}_{I,\pi}$, and the depth remains d .

The proof of (iv) is dual: if the top gate of C^* is AND, append $\text{MISS}_{I,\pi}$ as one more input to that same top AND gate. Outside B_π , $\text{MISS}_{I,\pi}(x) = 1$, so the output remains $f^*(x)$. Inside B_π , $\text{MISS}_{I,\pi}(x) = 0$, so the output is forced to 0. Again, the size increases by at most 1 and the depth remains d . \square

One important aspect is that for AC^0 circuits, we use the standard De Morgan convention that unbounded-fan-in AND/OR gates may take literals x_i and $\neg x_i$ as inputs, and input negations are not counted toward the gate budget. Equivalently, NOT gates are allowed only at the input level and are free.

Under the alternative convention in which every negated literal must be computed by a counted NOT gate, the AC^0 constant-slack statement should be weakened from $AC_{d+1,s+2}^0$ to $AC_{d+1,s+t+2}^0$ for a trigger set of size t .

Theorem B.2 (Constant-slack certification hardness in AC^0). *Work under the free-literal AC^0 convention of Section 3, and fix a constant depth $d \geq 2$. For every input length n , every gate budget s , every target $f^* \in AC_{d,s}^0$, and every trigger length $1 \leq t \leq n$,*

$$\text{cert}(f^*, AC_{d+1,s+2}^0) \geq 2^t.$$

Consequently, along any sequence of input lengths, if the chosen trigger lengths satisfy $cn \leq t(n) \leq n$ for some fixed $c > 0$, then the lower bound is $2^{\Omega(n)}$.

Moreover, if $s(n) = n^{O(1)}$, then for all sufficiently large n there exists $f_n \in AC_{d,s(n)}^0$ such that

$$\text{cert}(f_n, AC_{d,s(n)}^0) \leq n^{O(1)} \quad \text{while} \quad \text{cert}(f_n, AC_{d+1,s(n)+2}^0) \geq 2^{\Omega(n)}.$$

Proof. Choose an AC^0 circuit C^* of size at most s and depth at most d computing f^* . Fix $I \subseteq [n]$ with $|I| = t$. For each $\pi \in \{0,1\}^I$, choose $\sigma_\pi \in \{0,1\}$ so that

$$|\{x \in B_\pi : f^*(x) \neq \sigma_\pi\}| \geq |B_\pi|/2.$$

Using the trigger gates from Proposition B.5, define the override as follows. If $\sigma_\pi = 1$, use one trigger gate $CHECK_{I,\pi}$ and one new top OR gate:

$$g_\pi(x) = f^*(x) \vee CHECK_{I,\pi}(x).$$

If $\sigma_\pi = 0$, use one trigger gate $MISS_{I,\pi}$ and one new top AND gate:

$$g_\pi(x) = f^*(x) \wedge MISS_{I,\pi}(x).$$

In both cases the trigger gate has unbounded fan-in and uses input literals for free. The construction adds one trigger gate and one combining gate above the original circuit, so $g_\pi \in AC_{d+1,s+2}^0$ and it agrees with f^* outside B_π and is equal to the constant σ_π on B_π , hence it differs from f^* on at least one point of B_π . The trigger blocks are pairwise disjoint, so Proposition A.1 gives

$$\text{cert}(f^*, AC_{d+1,s+2}^0) \geq 2^t.$$

The asymptotic consequence follows whenever $cn \leq t(n) \leq n$ for some fixed $c > 0$. For the non-vacuity statement, apply Proposition B.2: when $s(n) = n^{O(1)}$, the smaller class $AC_{d,s(n)}^0$ contains some f_n with

$$\text{cert}(f_n, AC_{d,s(n)}^0) \leq O(s(n)(n + s(n))) = n^{O(1)}.$$

Applying the target-wise lower bound above to this same f_n with $t = \lfloor n/2 \rfloor$ gives

$$\text{cert}(f_n, AC_{d+1,s(n)+2}^0) \geq 2^{\lfloor n/2 \rfloor} = 2^{\Omega(n)}.$$

□

B.4 Bounded-fan-in circuits and NC^1

Proposition B.6 (Bounded-fan-in constant-override deceivers). *Let C^* be a fan-in-2 Boolean circuit of size s and depth d computing f^* . Fix $I \subseteq [n]$ with $|I| = t \geq 1$ and a pattern $\pi \in \{0, 1\}^I$. For each $\sigma \in \{0, 1\}$ there is a fan-in-2 Boolean circuit $C_{\pi, \sigma}$ of size at most $s + 2t + 2$ and depth at most $1 + \max\{d, 2 + \lceil \log_2 t \rceil\}$ computing*

$$g_{\pi, \sigma}(x) := \begin{cases} \sigma, & x \in B_\pi, \\ f^*(x), & x \notin B_\pi. \end{cases}$$

Proof. For each $i \in I$, define the literal

$$\ell_i(x) = \begin{cases} x_i, & \pi_i = 1, \\ \neg x_i, & \pi_i = 0. \end{cases}$$

Build $\text{CHECK}_{I, \pi}$ by feeding these literals into a balanced binary AND tree. This uses at most t NOT gates and $t - 1$ AND gates, so the trigger circuit has at most $2t - 1$ gates and depth at most $1 + \lceil \log_2 t \rceil$. It satisfies

$$\text{CHECK}_{I, \pi}(x) = 1 \iff x \in B_\pi.$$

For the two output overrides, we set

$$g_{\pi, 1}(x) = f^*(x) \vee \text{CHECK}_{I, \pi}(x) \quad \text{and} \quad g_{\pi, 0}(x) = f^*(x) \wedge \neg \text{CHECK}_{I, \pi}(x).$$

For the 1-override, outside B_π , the trigger is 0 and the output is $f^*(x)$. Inside B_π , the trigger is 1 and the output is forced to 1. This adds one OR gate to the trigger circuit. In contrast, for the 0-override, outside B_π , the second input to the final AND is 1 and the output is $f^*(x)$. Inside B_π , it is 0 and the output is forced to 0. This adds one NOT gate and one AND gate to the trigger circuit. In both cases the total size is at most $s + 2t + 2$, and the stated depth bound follows from the balanced trigger tree and the final combining gate. \square

Theorem B.3 (Bounded fan-in circuits with trigger-budget slack). *Let C^* be a fan-in-2 Boolean circuit of size s and depth d computing f^* . Fix a trigger length $1 \leq t \leq n$, and let $\mathcal{H}_{n, s, d, t}^{\text{BF}}$ be the class of functions computable by fan-in-2 Boolean circuits of size at most $s + 2t + 2$ and depth at most*

$$1 + \max\{d, 2 + \lceil \log_2 t \rceil\}.$$

Then

$$\text{cert}(f^*, \mathcal{H}_{n, s, d, t}^{\text{BF}}) \geq 2^t.$$

Consequently, along any sequence of input lengths, if the chosen trigger lengths satisfy $cn \leq t(n) \leq n$ for some fixed $c > 0$, then the lower bound is $2^{\Omega(n)}$, at the cost of additive gate slack $2t(n) + 2 = \Theta(n)$.

Proof. Fix $I \subseteq [n]$ with $|I| = t$. For each $\pi \in \{0, 1\}^I$, choose $\sigma_\pi \in \{0, 1\}$ such that

$$|\{x \in B_\pi : f^*(x) \neq \sigma_\pi\}| \geq |B_\pi|/2.$$

Let $g_\pi := g_{\pi, \sigma_\pi}$ be the constant-override circuit from [Proposition B.6](#). Then $g_\pi \in \mathcal{H}_{n, s, d, t}^{\text{BF}}$ and g_π agrees with f^* outside B_π and differs from f^* on at least one point of B_π . Since the trigger blocks B_π are pairwise disjoint, [Proposition A.1](#) gives

$$\text{cert}(f^*, \mathcal{H}_{n, s, d, t}^{\text{BF}}) \geq 2^t. \quad \square$$

Corollary B.1 (NC^1 with additive slack depending on n). *Let $s, k : \mathbb{N} \rightarrow \mathbb{N}$, with $k(n) \geq 4$ for all sufficiently large n . For each n , let*

$$\mathcal{C}_{n,s}^{\text{NC}} := \text{NC}_{s(n)}^1,$$

and let $\mathcal{H}_{n,s,k}^{\text{NC}}$ be the corresponding enlarged fan-in-2 class with size at most $s(n) + k(n)$ and depth $O(\log n)$. For every target $f^ \in \mathcal{C}_{n,s}^{\text{NC}}$,*

$$\text{cert}(f^*, \mathcal{H}_{n,s,k}^{\text{NC}}) \geq 2^{\min\{n, \lfloor k(n)/4 \rfloor\}} = 2^{\Omega(\min\{n, k(n)\})}.$$

In particular, if $k(n) = \Omega(n)$, then

$$\text{cert}(f^*, \mathcal{H}_{n,s,k}^{\text{NC}}) \geq 2^{\Omega(n)}.$$

Moreover, if $s(n) = n^{O(1)}$ and $k(n) = \Omega(n)$, then for all sufficiently large n there exists $f_n \in \mathcal{C}_{n,s}^{\text{NC}}$ such that

$$\text{cert}(f_n, \mathcal{C}_{n,s}^{\text{NC}}) \leq n^{O(1)} \quad \text{while} \quad \text{cert}(f_n, \mathcal{H}_{n,s,k}^{\text{NC}}) \geq 2^{\Omega(n)}.$$

Proof. Choose a fan-in-2 circuit C^* for f^* of size at most $s(n)$ and depth $d(n) = O(\log n)$. Set

$$t := \min\{n, \lfloor k(n)/4 \rfloor\}.$$

For all sufficiently large n , $k(n) \geq 4$, hence $1 \leq t \leq n$. By [Theorem B.3](#), there are 2^t deceivers, one for each trigger block B_π with $\pi \in \{0, 1\}^t$, and each deceiver is computed by a fan-in-2 circuit of size at most

$$s(n) + 2t + 2 \leq s(n) + k(n).$$

Each deceiver has depth at most

$$1 + \max\{d(n), 2 + \lceil \log_2 t \rceil\} = O(\log n),$$

so the whole family lies in $\mathcal{H}_{n,s,k}^{\text{NC}}$. The certificate lower bound follows from [Proposition A.1](#).

For the final statement, apply [Proposition B.3](#) to the smaller class. When $s(n) = n^{O(1)}$, it contains some f_n with polynomial certificate size inside $\mathcal{C}_{n,s}^{\text{NC}}$. Applying the target-wise lower bound above to this same f_n and using $k(n) = \Omega(n)$ gives the exponential lower bound in the enlarged class. \square

B.5 Certificate size of OR_n in the base circuit classes

This subsection records two certification facts used to interpret the experiments in [Section D.3](#). Throughout, let

$$\text{OR}_n : \{0, 1\}^n \rightarrow \{0, 1\}, \quad \text{OR}_n(x) = \mathbf{1}[x_1 + \dots + x_n \geq 1].$$

We use two base classes. The class $\widetilde{\text{TC}}_{n,\text{base}}^0$ is the semantic class of Boolean functions computable by depth-2, size-2 threshold circuits whose gate weights lie in $\{-1, 0, 1\}$ and whose threshold at fan-in m is any integer in $[-m, m]$. The tilde indicates that this is a bounded finite proxy for the TC^0 class, rather than the full class used in the general theorem. The class $\text{AC}_{n,\text{base}}^0$ is the semantic class of Boolean functions computable by depth-2, size-2 AC^0 circuits defined in [Section 3](#). In both definitions, semantic means that two circuits are identified if they compute the same truth table on $\{0, 1\}^n$.

For each of these base classes, we show that the certificate size of OR_n is exactly $n + 1$. The same labeled set certifies it in both cases:

$$S_n = \{0^n, e_1, \dots, e_n\}, \quad \text{OR}_n(0^n) = 0, \quad \text{OR}_n(e_i) = 1 \text{ for all } i \in [n].$$

The enumeration in [Section D.3](#) shows that the deterministic halving rule selects OR_n in the completed runs. The lemmas below explain why the selected target then has minimum certificate size $n + 1$ inside the corresponding base class.

Lemma B.1 (Certification of OR_n in the restricted threshold base class). *Let $\widetilde{\text{TC}}_{n,\text{base}}^0$ be the class of functions computable as*

$$h(x) = \mathbf{1} \left[\sum_{i=1}^n a_i x_i + bz(x) \geq \theta \right], \quad z(x) = \mathbf{1} \left[\sum_{i=1}^n c_i x_i \geq \tau \right],$$

where $a_i, b, c_i \in \{-1, 0, 1\}$ and the thresholds are integral in the allowed ranges. Then

$$\text{cert}_{\widetilde{\text{TC}}_{n,\text{base}}^0}(\text{OR}_n) = n + 1.$$

In particular, the labeled set

$$S_n = \{0^n, e_1, \dots, e_n\}, \quad \text{OR}_n(0^n) = 0, \quad \text{OR}_n(e_i) = 1 \text{ for all } i,$$

certifies OR_n inside $\widetilde{\text{TC}}_{n,\text{base}}^0$.

Proof. First, S_n is necessary. If 0^n is omitted, then the constant-one function agrees with OR_n on all remaining queried points and disagrees only at 0^n . If e_i is omitted, then $x \mapsto \bigvee_{j \neq i} x_j$ agrees with OR_n on all remaining queried points and disagrees only at e_i . Both functions are in $\widetilde{\text{TC}}_{n,\text{base}}^0$, using the output gate directly and ignoring the hidden gate. Hence every certificate has size at least $n + 1$.

It remains to show that S_n is sufficient. Suppose $h \in \widetilde{\text{TC}}_{n,\text{base}}^0$ agrees with OR_n on S_n . Write

$$s(x) = \sum_i a_i x_i + bz(x), \quad h(x) = \mathbf{1}[s(x) \geq \theta].$$

Agreement on S_n gives

$$s(0^n) < \theta \leq s(e_i) \quad \text{for every } i \in [n].$$

We consider the three possible values of b .

If $b = 0$, then $s(0^n) = 0$, so $\theta > 0$. Since $\theta \leq a_i \leq 1$ for every i , we have $\theta = 1$ and $a_i = 1$ for all i . Therefore every nonzero x has $s(x) \geq 1 = \theta$, so $h(x) = \text{OR}_n(x)$.

If $b = 1$, then the hidden gate can add at most one unit. If $z(0^n) = 1$, then $z(0^n) < \theta$ forces $\theta = 2$, and $\theta \leq a_i + z(e_i) \leq 2$ forces $a_i = z(e_i) = 1$ for every i . Every nonzero input is then accepted. If $z(0^n) = 0$, then $\theta \in \{1, 2\}$. The case $\theta = 2$ again forces $a_i = z(e_i) = 1$ for every i . In the case $\theta = 1$, each coordinate satisfies $a_i + z(e_i) \geq 1$. Thus either $a_i = 1$, or $a_i = 0$ and $z(e_i) = 1$. Let $J = \{i : a_i = 0\}$. For $i \in J$, the conditions $z(0^n) = 0$ and $z(e_i) = 1$ force the hidden threshold to have $\tau = 1$ and $c_i = 1$. Hence $z(x) = 1$ on every nonempty input supported inside J . Inputs using a coordinate outside J already have direct score at least one. Thus every nonzero x is accepted.

Finally suppose $b = -1$. If $z(0^n) = 0$, then $0 < \theta \leq a_i - z(e_i) \leq 1$, so $\theta = 1$, $a_i = 1$, and $z(e_i) = 0$ for every i . Singletons are accepted by assumption, and every input of Hamming weight at least two has direct score at least two, so subtracting the hidden gate still leaves score at least one. If $z(0^n) = 1$, then $\theta \in \{0, 1\}$. The case $\theta = 1$ is the same as before. In the case $\theta = 0$, the inequalities $0 \leq a_i - z(e_i)$ imply that $a_i \in \{0, 1\}$, and whenever $a_i = 0$ we must have $z(e_i) = 0$. Let $J = \{i : a_i = 0\}$. Since $z(0^n) = 1$ and $z(e_i) = 0$ for $i \in J$, the hidden gate must satisfy $\tau = 0$ and $c_i = -1$ on those coordinates. Consequently $z(x) = 0$ on every nonempty input supported inside J . Inputs using a coordinate outside J have direct score at least one, and subtracting the hidden gate leaves score at least zero. Hence every nonzero input is accepted.

In all cases, $h(x) = 1$ for every $x \neq 0^n$, while $h(0^n) = 0$. Therefore $h = \text{OR}_n$, and S_n is a certificate of size $n + 1$. \square

Lemma B.2 (Certification of OR_n in the free-literal AC^0 base class). *For $n \geq 2$,*

$$\text{cert}_{\text{AC}_{n,\text{base}}^0}(\text{OR}_n) = n + 1.$$

In particular, the same labeled set

$$S_n = \{0^n, e_1, \dots, e_n\}$$

certifies OR_n inside $\text{AC}_{n,\text{base}}^0$.

Proof. The lower bound is the same as above. If 0^n is omitted, the constant-one function agrees with OR_n on all remaining queried points. If e_i is omitted, then $\bigvee_{j \neq i} x_j$ agrees with OR_n on all remaining queried points. Both functions belong to $\text{AC}_{n,\text{base}}^0$. Thus every certificate has size at least $n + 1$.

For sufficiency, suppose $h \in \text{AC}_{n,\text{base}}^0$ agrees with OR_n on S_n . Consider the top gate of a size-2, depth-2 representative for h .

If the top gate is an AND gate, then no direct literal can feed into it. A positive literal x_j rejects e_i for every $i \neq j$, and a negative literal $\neg x_j$ rejects e_j . Thus the value must be determined by the lower gate. That lower gate must be 0 on 0^n and 1 on every e_i . An AND gate cannot have this behavior. An OR gate can have this behavior only if it contains all positive literals x_1, \dots, x_n and no negative literal. Thus the function is OR_n .

If the top gate is an OR gate, then every input to the top gate must be 0 on 0^n . Hence direct literals at the top can only be positive literals. The lower gate, if present, must also be 0 on 0^n . If the lower gate is an OR gate, then it also contains only positive literals, so the whole circuit is an OR of positive literals. Since all one-hot inputs are accepted, all variables must appear, and the function is OR_n . If the lower gate is an AND gate, then it can be true on at most one one-hot input while remaining false on 0^n . All remaining one-hot inputs must be accepted by direct positive literals at the top. Any nonzero input is then accepted either by one of those direct literals or, in the single uncovered one-hot case, by the lower gate. Thus the function is again OR_n .

Therefore S_n is sufficient, and the certificate size is $n + 1$. □

C Additional theory for Transformers

C.1 Background and definitions

Theorem C.1 (Merrill and Sabharwal [22]). *Every language computed by a log-precision Transformer family with $L = O(1)$ layers and logspace-uniform access to its parameters and embeddings is contained in logspace-uniform TC^0 .*

This containment explains why constant-depth threshold circuits are a natural class to analyze. For the present paper, however, we work in a more specific exact-attention subclass tailored to the deceiver construction.

C.2 Precision conventions

Following the log-precision formalization of Merrill and Sabharwal [22, 21], we treat *precision p* as a *datatype budget*: every scalar that appears in a forward pass lives in a finite set D_p of p -bit floating-point values, and every arithmetic operation is evaluated with *p -truncation* (i.e., the exact real result is mapped back into D_p). Write τ_p for this truncation/saturation map.

We will not need the exact bit-level float encoding. The arguments in this appendix use only the following standard consequences of the Merrill conventions.

- (a) **Bounded range and saturation.** Each D_p has a largest representable magnitude F_p^{\max} such that $|x| \leq F_p^{\max}$ for all $x \in D_p$. When an arithmetic operation overflows, the truncation map saturates to $\pm F_p^{\max}$, preserving sign.
- (b) **Fixed constants.** The trigger-head gadget below uses only a fixed set of small dyadic rationals (e.g., $0, \pm\frac{1}{2}, \pm 1, 2$), which are exactly representable once p exceeds a small absolute constant p_0 .
- (c) **Fixed evaluation order.** Finite-precision addition need not be associative. Whenever the construction displays a nested expression involving τ_p , the displayed nesting is part of the finite-precision arithmetic graph used by that readout.

The trigger-head parameters below use only fixed dyadic constants, so they are representable once $p \geq p_0$ for an absolute constant p_0 . The final readout also uses F_p^{\max} , which is representable by definition. Therefore, the construction keeps the inherited Transformer computation at the same precision p , and the final readout uses two copies of the trigger bit to force the desired output at that same precision.

C.3 Transformers and threshold circuits

We record a Transformer-to-circuit containment for the constructions used in this paper. The statement is phrased for the projected-pre-norm AHAT classifiers used in this paper. The only asymptotic requirement is that the precision remain logarithmic and that the parameters be accessible uniformly.

Proposition C.1 (Log-precision AHAT Transformers are in TC^0). *Let $\mathcal{T} = \{T_n\}_{n \geq 1}$ be a family of projected-pre-norm $p(n)$ -precision AHAT Transformer binary classifiers over $\{0, 1\}^n$. Assume the following.*

- (i) *The number of layers is constant.*
- (ii) *The number of heads, residual dimension, projected dimensions, and feedforward widths are bounded by $n^{O(1)}$.*
- (iii) *The precision satisfies $p(n) = O(\log n)$, and every numerical operation is evaluated in the $p(n)$ -bit datatype $D_{p(n)}$.*
- (iv) *The embedding function and all parameter bits are DLOGTIME-uniform in n .*

Then the language

$$L_{\mathcal{T}} := \{x \in \{0, 1\}^* : T_{|x|}(x) = 1\}$$

belongs to DLOGTIME-uniform TC^0 . If the parameter family is only logspace-uniform, then $L_{\mathcal{T}}$ belongs to logspace-uniform TC^0 . If the parameters are treated as arbitrary advice, then $L_{\mathcal{T}}$ belongs to non-uniform TC^0 .

Proof. Fix an input length n . We build a polynomial-size, constant-depth threshold circuit that simulates T_n on inputs in $\{0, 1\}^n$.

Each element of $D_{p(n)}$ is represented by $O(p(n)) = O(\log n)$ bits. The standard arithmetic operations on $O(\log n)$ -bit integers, rationals, and finite-precision floats used by log-precision Transformers are computable in uniform TC^0 : addition, multiplication, comparison, maximum, iterated addition, iterated multiplication, truncated division, rounding, and the finite-precision square-root/inverse-square-root operations used in layer normalization are all in uniform TC^0 (see, for example, Merrill and Sabharwal [21, 22] and the arithmetic summary in Chiang [9, Theorem 2 and Lemmas 10–12]). We also use that TC^0 is closed under polynomially many parallel copies and under a constant number of serial compositions.

We first consider the non-attention components. Embeddings are computed by DLOGTIME-uniform lookup. Every affine map in the query, key, value, feedforward, projection, and final classifier blocks is a polynomial-size collection of products followed by an iterated sum and a truncation/rounding back to $D_{p(n)}$, hence is computable in uniform TC^0 . The ReLU and final binary threshold are computed by comparison, so they are also in uniform TC^0 . The projected-pre-norm operation first applies an affine projection and then performs finite-precision layer normalization. The mean, centered coordinates, squared norm, and final rescaling are obtained from iterated addition, multiplication, division, and inverse square root, and hence are computable in uniform TC^0 under the same $p(n)$ -precision convention.

It remains only to check the AHAT operation. Fix a layer, a head, and a query position i . For every key position j , the circuit computes the score

$$s_{ij} = \langle q_i, k_j \rangle$$

and the value vector v_j in parallel. It then computes

$$M_i := \max_{j \in [n]} s_{ij}$$

using the TC^0 maximum operation. For each j , it computes the indicator

$$m_{ij} := \mathbf{1}[s_{ij} = M_i]$$

by comparison. The number of maximizers is

$$c_i := \sum_{j=1}^n m_{ij}$$

which is nonzero, and for each value coordinate r the numerator is

$$N_{i,r} := \sum_{j=1}^n m_{ij} (v_j)_r.$$

Both sums are iterated additions of polynomially many $O(\log n)$ -bit values, and the AHAT output coordinate is the finite-precision quotient

$$a_{i,r} := N_{i,r}/c_i.$$

Thus one AHAT head is computable in uniform TC^0 . All heads and positions are computed in parallel, so the whole attention block is computable in uniform TC^0 . Bidirectional attention causes no additional difficulty: the circuit simply ranges over all $j \in [n]$.

Each layer is a constant serial composition of the components above, and the number of layers is constant. Therefore the entire forward computation and the final classifier are computed by a constant-depth, polynomial-size threshold circuit. The DLOGTIME-uniformity of the circuit follows from the DLOGTIME-uniform parameter access and the regular indexing of positions, heads, coordinates, and layers. Replacing DLOGTIME-uniform access by logspace-uniform access gives the logspace-uniform version, and dropping uniform access gives the non-uniform version. \square

C.4 Polynomial-size certificates exist in log-precision Transformers

In the following, we instantiate the principle of [Lemma A.1](#), showing that there exist hypotheses with polynomial certificate size across our Transformer class.

Proposition C.2 (Polynomial certificate size for fixed-architecture log-precision AHAT grids). *Fix an input length n and a fixed projected-pre-norm AHAT Transformer classifier architecture \mathbf{A}_n over $\Sigma^n = \{0, 1\}^n$.*

The architecture fixes the depth, head layout, residual dimension, projected dimensions, feedforward widths, activation convention, AHAT attention rule, and final-token linear classifier form.

Let D_p be the p -precision datatype used in [Section C](#), with $|D_p| \leq 2^{O(p)}$. Let $P_A(n)$ be the total number of D_p -valued scalar slots that are allowed to vary in this architecture. If the embedding is allowed to vary, we count its finite length- n table

$$e : \Sigma \times [n] \rightarrow D_p^m$$

as $|\Sigma|nm$ of these scalar slots. Likewise, any finite advice used to specify trigger parameters, positional information, or override constants is either encoded in these slots or counted in $P_A(n)$.

Let $\mathcal{T}_{A_n,p}$ be the induced semantic class of Boolean functions on Σ^n . Then there exists $f \in \mathcal{T}_{A_n,p}$ such that

$$\text{cert}(f, \mathcal{T}_{A_n,p}) \leq O(P_A(n)p).$$

In particular, if $P_A(n) = n^{O(1)}$ and $p(n) = O(\log n)$, then the class contains a function with polynomial certificate size.

Proof. Each assignment of the $P_A(n)$ finite-precision scalar slots gives one Transformer and hence one Boolean function on Σ^n . Since $|D_p| \leq 2^{O(p)}$, the number of parameter assignments is at most

$$|D_p|^{P_A(n)} \leq 2^{O(P_A(n)p)}.$$

The semantic class may be smaller because distinct parameter assignments can compute the same Boolean function, so

$$|\mathcal{T}_{A_n,p}| \leq 2^{O(P_A(n)p)}.$$

Applying [Lemma A.1](#) gives the claim. □

Corollary C.1 (Uniform Transformer deceivers remain in TC^0). *Let $\{T_n^*\}_{n \geq 1}$ be a projected-pre-norm AHAT Transformer family satisfying the hypotheses of [Proposition C.1](#), with precision $p(n) = O(\log n)$ and $p(n) \geq p_0$ for all sufficiently large n . For each n , choose a trigger set $I_n \subseteq [n]$, a trigger pattern $\pi_n \in \{0, 1\}^{I_n}$, and an override label $\sigma_n \in \{0, 1\}$. Let T_n^{dec} be the deceiver Transformer obtained from T_n^* by [Theorem C.2](#).*

Assume that the added trigger data (I_n, π_n, σ_n) have DLOGTIME-uniform bit access. Then the language recognized by $\{T_n^{\text{dec}}\}_{n \geq 1}$ belongs to DLOGTIME-uniform TC^0 .

If the base Transformer family and the added trigger data are only logspace-uniform, then the resulting language belongs to logspace-uniform TC^0 . If they are treated as arbitrary advice, then the resulting family is contained in non-uniform TC^0 .

Proof. By [Theorem C.2](#), each T_n^{dec} is again a projected-pre-norm AHAT Transformer classifier. Its depth is the same as that of T_n^* , it has one additional head in the final layer, six additional residual coordinates, and the same precision $p(n) = O(\log n)$. These changes preserve the polynomial bounds on the number of heads, dimensions, and feedforward widths. Under the stated uniformity assumptions, the augmented embeddings and all added parameters remain DLOGTIME-uniform. Therefore [Proposition C.1](#) applies. The logspace-uniform and non-uniform variants follow by the same argument with the corresponding parameter-access convention. □

Remark C.1 (Fixed-length certificate classes versus uniform families). *The certificate-size lower bounds are fixed-length semantic statements. For a fixed n , the enlarged hypothesis class contains all block overrides indexed by $\pi \in \{0, 1\}^I$, and no uniformity condition is needed to run the disjoint-block argument.*

By contrast, [Corollary C.1](#) is an asymptotic statement about one selected sequence of deceivers, with one choice of (I_n, π_n, σ_n) at each input length. A DLOGTIME-uniform TC^0 conclusion requires DLOGTIME-uniform access to that selected sequence and to the added constants. If those choices are arbitrary advice, the same construction still gives a non-uniform TC^0 family under the same log-precision and polynomial-dimension assumptions.

C.4.1 Transformer block-override construction

The cert-based arguments in this paper are fixed-length statements on a domain Σ^n . For each fixed n , starting from one Transformer that computes f^* on length- n inputs, we build another Transformer of the same depth and same attention type that agrees with it off one trigger block and overrides the output on that block. The construction is used for the ordinary output-only quantity $\text{cert}(f^*, \mathcal{H})$.

We work with a *projected-pre-norm p -precision AHAT Transformer classifier*. This combines the projected-pre-norm architecture of Merrill and Sabharwal [23] with averaging-hard attention throughout. Concretely:

- (i) Embedding: $e : \Sigma \times [n] \rightarrow D_p^m$, computable in $O(\log n)$ time. All inherited parameters, embeddings, and intermediate values of the original Transformer continue to be evaluated at the same precision p in the deceiver construction.
- (ii) A fixed collection of attention heads in each layer. For the target Transformer T , there are h original heads per layer. In the deceiver construction, we keep those h heads and add one extra head G in the final layer only.
- (iii) Each head reads a *single* projected-pre-norm view

$$\bar{h}_i = \text{layer_norm}(M_{\text{proj}}h_i)$$

of the current residual state h_i and computes queries, keys, and values as affine functions of that same normalized vector. Following Merrill and Sabharwal [23] (Definition 3 therein), layer norm is defined as

$$\text{layer_norm}(x) := \frac{x - \bar{x}}{\|x - \bar{x}\|_2},$$

where \bar{x} denotes the mean of the coordinates of x . Under this convention, any mean-zero unit-norm vector is a fixed point of layer norm. Other normalization conventions are also compatible with the proof, provided the code vectors are chosen to be fixed points of the chosen normalization. We adopt the Merrill and Sabharwal [23] convention throughout.

- (iv) Attention is *AHAT*: for each query position, the head output is the uniform average of the values at the positions attaining the maximum score.
- (v) Each layer has an activation block that takes the head outputs and the residual state and returns the next hidden state via a two-layer feedforward network of the form

$$\text{FF}(x) = W_2 \text{ReLU}(W_1x + b_1) + b_2,$$

followed by a residual connection. In the final layer, the output projection of the added attention head writes its scalar output directly into two dedicated auxiliary coordinates $z^{(1)}$ and $z^{(2)}$. The feedforward block is then extended block diagonally and leaves these auxiliary coordinates unchanged. No one-dimensional layer normalization or t -dependent thresholding is used on the auxiliary coordinates.

- (vi) Final linear classifier

$$\gamma(u) = \mathbf{1}[\langle a, u \rangle + b \geq 0]$$

at the final token.

Projected pre-norm lets the original heads and the original part of the feedforward block project only to the first m coordinates, so the auxiliary coordinates never enter their layer norm. The new trigger head G instead projects to a dedicated 4-dimensional code block and uses only that one normalized code block.

The exact-attention model used below is close to the models appearing in these Transformer-to-circuit containment results. Saturated/AHAT float transformers are contained in non-uniform TC^0 , while more general log-precision transformers admit stronger uniform upper bounds such as logspace-uniform TC^0 and the logical characterization by $\text{FO}(M)$. The proof below implements the trigger construction directly inside the projected-pre-norm AHAT model.

Theorem C.2 (Transformer block-override construction). *Fix an input length n and let T be a depth- d binary classifier in the projected-pre-norm p -precision AHAT model on $\Sigma^n = \{0, 1\}^n$, with $p \geq p_0$, model dimension m , h original heads per layer, and final linear classifier*

$$\gamma(u) = \mathbf{1}[\langle a, u \rangle + b_0 \geq 0].$$

Fix a nonempty set $I \subseteq [n]$ of size $t := |I|$. Fix a pattern $\pi = (\pi_i)_{i \in I} \in \Sigma^I$ and define

$$B_{I,\pi} := \{x \in \Sigma^n : x_i = \pi_i \text{ for all } i \in I\}.$$

Then for every $\sigma \in \{0, 1\}$ there exists a depth- d projected-pre-norm AHAT Transformer classifier

$$T_{I,\pi,\sigma}$$

with the same h original heads in every layer, one additional head G in the final layer, embedding/residual dimension $m + 6$, and the same precision p , such that for every $x \in \Sigma^n$,

$$f_{T_{I,\pi,\sigma}}(x) = \begin{cases} \sigma, & x \in B_{I,\pi}, \\ f_T(x), & x \notin B_{I,\pi}. \end{cases}$$

Moreover, layers $1, \dots, d-1$ and the original h heads of layer d preserve the computation of T exactly on the first m coordinates under the same p -precision arithmetic graph.

Proof. We construct $T_{I,\pi,\sigma}$ in four steps.

Step 1: an exact 4-dimensional code. Define the three vectors

$$\alpha := \left(\frac{1}{2}, \frac{1}{2}, -\frac{1}{2}, -\frac{1}{2}\right), \quad \beta := \left(\frac{1}{2}, -\frac{1}{2}, \frac{1}{2}, -\frac{1}{2}\right), \quad \gamma := \left(\frac{1}{2}, -\frac{1}{2}, -\frac{1}{2}, \frac{1}{2}\right).$$

These vectors have the following properties:

- (i) Each coordinate is dyadic, hence exactly representable in D_p because $p \geq p_0$.
- (ii) Each vector has mean 0 and Euclidean norm 1.
- (iii) Therefore, if a projected-pre-norm projection selects exactly one of these vectors, layer norm acts as the identity on that block: each vector is mean-zero and unit-norm, and is therefore a fixed point of the convention layer_norm(x) = $\frac{x - \bar{x}}{\|x - \bar{x}\|_2}$ adopted from Merrill and Sabharwal [23].

- (iv) With the constant query vector

$$q^\dagger := (2, -1, 1, 0),$$

we have

$$q^\dagger \cdot \alpha = 0, \quad q^\dagger \cdot \beta = 2, \quad q^\dagger \cdot \gamma = 1.$$

- (v) The affine scalar map

$$v(c) := -c_2 - c_3$$

satisfies

$$v(\alpha) = 0, \quad v(\beta) = 0, \quad v(\gamma) = 1.$$

Thus a single normalized 4-dimensional code can simultaneously reveal:

- whether a position is outside the trigger set (α), a mismatching trigger (β), or a matching trigger (γ) (via the score against q^\dagger), and
- in particular, whether that position matches the pattern π (via the scalar value map v , where $v(\gamma) = 1$ and $v(\alpha) = v(\beta) = 0$).

Step 2: augmented hidden state and embedding. We enlarge the residual stream from dimension m to dimension $m + 6$. The hidden state at each position is written as

$$h_i = (u_i, C_i, z_i^{(1)}, z_i^{(2)}) \in D_p^m \times D_p^4 \times D_p \times D_p,$$

where:

- u_i is the original m -dimensional hidden state,
- C_i is the 4-dimensional trigger code, and
- $z_i^{(1)}$ and $z_i^{(2)}$ are auxiliary scalars, initialized to 0, that will store two copies of the trigger bit in the final layer.

For each position $i \in [n]$ and token $a \in \Sigma$, define the code

$$C_i(a) := \begin{cases} \alpha, & i \notin I, \\ \beta, & i \in I \text{ and } a \neq \pi_i, \\ \gamma, & i \in I \text{ and } a = \pi_i. \end{cases}$$

Then define the new embedding

$$e'(a, i) := (e(a, i), C_i(a), 0, 0).$$

For the fixed-length certificate construction, this augmented embedding is part of the finite Transformer description. Equivalently, its table $e' : \Sigma \times [n] \rightarrow D_p^{m+6}$ may be supplied as finite advice. For the asymptotic DLOGTIME-uniform TC^0 statement in [Corollary C.1](#), we additionally require uniform bit access to the families I_n and π_n .

Step 3: layers $1, \dots, d - 1$ preserve the original computation exactly. For every original head k in every layer $\ell < d$, set the projected-pre-norm matrix to the block-diagonal padding of the original projection:

$$M_{\text{proj}}^{(\ell, k)} = [M_{\text{proj,orig}}^{(\ell, k)} \mid 0_{r \times 6}],$$

where r is the row-count of $M_{\text{proj,orig}}^{(\ell, k)}$. The original query, key, value, output, and feedforward maps are inherited unchanged from T and zero-padded block-diagonally so that they read only the first m coordinates and write only to the first m coordinates. Hence the extra six coordinates receive zero from the transformed update and are copied unchanged by the residual connection.

The additional head G is present only in the final layer. Equivalently, it has zero parameters in layers $1, \dots, d - 1$.

It follows by induction that for every $\ell \leq d - 1$, every position i , and every input $x \in \Sigma^n$,

$$h_i^\ell(x) = (\tilde{h}_i^\ell(x), C_i(x_i), 0, 0), \tag{1}$$

where $\tilde{h}_i^\ell(x)$ is exactly the hidden state that the original Transformer T would compute at position i after layer ℓ .

To verify the inductive step at layer $\ell < d$: in the attention sublayer, each original head computes its output entirely in the first- m -coordinate subspace, because $M_{\text{proj}}^{(\ell,k)}$ selects only those coordinates and the associated Q, K, V affine maps read and write only there. The output weight matrix $W_o^{(\ell)}$ is block-diagonal with zeros in the rows corresponding to coordinates $m+1$ through $m+6$, so the transformed update contributes nothing to the last six coordinates. Those coordinates are carried through unchanged by the residual connection. For the feedforward sublayer, the projected-pre-norm matrix is set to $[M_{\text{ff,orig}}^{(\ell)} \mid 0_{\text{ff} \times 6}]$, where $M_{\text{ff,orig}}^{(\ell)}$ is the original feedforward projection for layer ℓ inherited from T , so the weight matrices W_1 and W_2 act only on the first m coordinates, and their output is zero-padded back to $m+6$. The last six coordinates again pass through the residual untouched. Hence the inductive invariant (1) is maintained across every layer $\ell \leq d-1$.

The same block-diagonal extension is used for the original h heads in the final layer: they continue to compute exactly the same updates on the first m coordinates as in T and ignore the last six coordinates.

Step 4: trigger head, trigger bits, and final classifier. *Trigger head G .* In layer d , add one new AHAT head G . Its projected-pre-norm matrix selects the 4-dimensional code block:

$$M_{\text{proj}}^G = [0_{4 \times m} \mid I_4 \mid 0_{4 \times 2}].$$

By construction, for every position j ,

$$\text{layer_norm}(M_{\text{proj}}^G h_j^{d-1}) = C_j(x_j),$$

because $C_j(x_j) \in \{\alpha, \beta, \gamma\}$ is already mean-zero and unit norm.

Now define the query, key, and value maps of head G on this same normalized 4-vector as follows:

$$q_G(c) := q^\dagger, \quad k_G(c) := c, \quad v_G(c) := -c_2 - c_3.$$

Note that q_G is a valid affine map with weight matrix $W_q = 0$ and bias $b_q = q^\dagger$, so the query is the same constant q^\dagger at every position i .

As a result, the attention scores $s_G(h_i, h_j)$ do not depend on the query position i . Hence, the set of maximizers (which may depend on x) and the resulting head output z'_i are the same for all $i \in [n]$. Thus the attention score assigned to position j is

$$s_G(h_i, h_j) = q^\dagger \cdot C_j(x_j).$$

From the identities above,

$$s_G(h_i, h_j) = \begin{cases} 0, & j \notin I, \\ 2, & j \in I \text{ and } x_j \neq \pi_j, \\ 1, & j \in I \text{ and } x_j = \pi_j. \end{cases}$$

The standard $1/\sqrt{d_{\text{head}}}$ scaling applied to attention scores is a fixed positive constant and does not change which positions attain the maximum. For the trigger head, $d_{\text{head}} = 4$, so this scale is $1/2$.

Let $J(x) := \{j \in I : x_j \neq \pi_j\}$ be the set of mismatching trigger positions. If $x \notin B_{I,\pi}$ then $J(x) \neq \emptyset$ and the unique maximal score is 2, attained exactly on $J(x)$, so AHAT averages the corresponding values $v_G(\beta) = 0$ and outputs $z'_i = 0$. If $x \in B_{I,\pi}$ then $J(x) = \emptyset$ and the maximal score is 1, attained exactly on I (all positions are coded as γ), so AHAT averages the corresponding values $v_G(\gamma) = 1$ and outputs $z'_i = 1$. Therefore

$$z'_i = \mathbf{1}[x \in B_{I,\pi}] \in \{0, 1\} \quad \text{for all } i \in [n].$$

Final activation block. The first m coordinates of the final activation block reproduce exactly the final activation block of T .

More precisely, the output weight matrix W_o of the final layer is block-diagonal: the columns corresponding to the original h heads contribute only to the first m coordinates of the residual update, while the column block corresponding to the new head G places the AHAT head output z'_i into both auxiliary coordinates $z^{(1)}$ and $z^{(2)}$, with zeros in all other rows. This ensures that no cross-talk occurs between the original computation and the trigger gadget.

We initialize $z_i^{(1)} = z_i^{(2)} = 0$ in the embedding and preserve these auxiliary coordinates through layers $1, \dots, d-1$ and through the original heads of layer d . Therefore, after the final-layer attention residual update, we have $z_i^{(1)} = z_i^{(2)} = z'_i$ for every position i . By the calculation above, $z'_i = \mathbf{1}[x \in B_{I,\pi}] \in \{0, 1\}$. Since the trigger bit is already a boolean scalar, we do not need any t -dependent thresholding inside the feedforward block; we may leave the auxiliary extension of the final-layer feedforward identically zero so that $z^{(1)}$ and $z^{(2)}$ are carried through unchanged.

Final classifier. Let $\lambda_T^{(p)}(x) \in D_p$ denote the scalar logit obtained by evaluating the original final readout of T on $\tilde{h}_n^d(x)$, using exactly the same p -precision arithmetic graph and accumulation order as in T . Thus

$$f_T(x) = \mathbf{1}[\lambda_T^{(p)}(x) \geq 0].$$

By definition of F_p^{\max} (Section C.2),

$$|\lambda_T^{(p)}(x)| \leq F_p^{\max} \quad \text{for all } x \in \Sigma^n.$$

Set

$$F := F_p^{\max}.$$

The new final readout first computes the inherited logit $\lambda_T^{(p)}(x)$ exactly as above and then adds the two override terms in the displayed order:

$$L_\sigma(x) := \tau_p\left(\tau_p\left(\lambda_T^{(p)}(x) + (2\sigma - 1)Fz_n^{(1)}\right) + (2\sigma - 1)Fz_n^{(2)}\right).$$

The classifier outputs

$$\gamma_\sigma(h_n^d(x)) := \mathbf{1}[L_\sigma(x) \geq 0].$$

The two additions in L_σ are evaluated in the displayed order. The specified order is part of the readout arithmetic graph, as allowed by the finite-precision semantics in Section C.2.

If $x \notin B_{I,\pi}$, then $z_n^{(1)} = z_n^{(2)} = 0$, so

$$L_\sigma(x) = \lambda_T^{(p)}(x),$$

and therefore

$$\gamma_\sigma(h_n^d(x)) = \mathbf{1}[\lambda_T^{(p)}(x) \geq 0] = f_T(x).$$

If $x \in B_{I,\pi}$, then $z_n^{(1)} = z_n^{(2)} = 1$. For $\sigma = 1$, since $\lambda_T^{(p)}(x) \geq -F$, the first inner sum

$$\tau_p(\lambda_T^{(p)}(x) + F)$$

is a nonnegative element of D_p , and adding the second F yields a nonnegative, indeed positive, possibly saturated at $+F$, final value. Thus $L_1(x) \geq 0$, so the output is 1.

For $\sigma = 0$, since $\lambda_T^{(p)}(x) \leq F$, the first inner sum

$$\tau_p(\lambda_T^{(p)}(x) - F)$$

is a nonpositive element of D_p , and adding the second $-F$ yields a strictly negative value, possibly saturated at $-F$. Thus $L_0(x) < 0$, so the output is 0.

Thus the new Transformer agrees with T off $B_{I,\pi}$ and outputs the constant σ on $B_{I,\pi}$. The depth remains d , the original computation on the first m coordinates is preserved exactly at the same precision p , and the only changes are one constant-width trigger head in the final layer together with six added embedding/residual coordinates. \square

Remark C.2 (What is actually computed by the trigger head). *The trigger head outputs the trigger bit*

$$z(x) = \mathbf{1}[x \in B_{I,\pi}] \in \{0, 1\}$$

inside the stated model. No hidden second view is used: query, key, and value are all affine functions of the same projected-pre-norm code block. The selector information ($j \in I$) and the match/mismatch information ($x_j = \pi_j$ versus $x_j \neq \pi_j$) are both encoded in the single code

$$C_j(x_j) \in \{\alpha, \beta, \gamma\}.$$

This modification keeps the construction inside the projected-pre-norm model.

In [Theorem C.2](#), the trigger advice is placed in the six added embedding/residual coordinates, where the code $C_j(x_j)$ already specifies whether $j \notin I$, whether $j \in I$ and $x_j \neq \pi_j$, or whether $j \in I$ and $x_j = \pi_j$. This placement is not essential to the existence of block deceivers.

If the architecture instead has rich positional encodings, meaning that attention parameters can form exact positional selectors for the sets $\{j \in I : \pi_j = 0\}$ and $\{j \in I : \pi_j = 1\}$, then the trigger bit can be computed from the pair consisting of position and input bit. For example, two mismatch-detection heads can test whether any selected coordinate disagrees with its prescribed value, and a fixed-width affine/ReLU combiner such as $z = \text{ReLU}(1 - m_0 - m_1)$ computes $\mathbf{1}[x_I = \pi]$ from the two Boolean mismatch bits m_0, m_1 . This gives the same block-override mechanism with a different constant head/width overhead, provided that the positional representation has already been supplied. If such positional features need to be added for this construction, their cost must also be counted. For example, one-hot positional features make arbitrary subsets linearly selectable, but require extra n positional encoding coordinates.

For other compressed positional encodings, an exact selector for arbitrary (I, π) should not be treated as free, since the description of the trigger data contains $\log \binom{n}{I} + t$ bits in general, or t bits when I is fixed. Thus, the attention-based formulation moves the trigger advice from the added embedding coordinates into the positional selectors or attention parameters, rather than removing it. We use the embedding-coded version because it keeps the one-head, six-coordinate construction explicit and makes the advice accounting transparent.

Corollary C.2 (Transformer certificate size). *Assume now $\Sigma = \{0, 1\}$. Fix an input length n and let T^* be a depth- d projected-pre-norm p -precision AHAT Transformer classifier on $\{0, 1\}^n$, computing f^* , with $p \geq p_0$. Fix a trigger codimension $1 \leq t \leq n$. Let*

$$\mathcal{H}_{T^*,t}^{\text{Tr}}(n) := \mathcal{T}_{d,p}^{+\text{head},+6\text{coord}}(n)$$

denote the enlarged class of depth- d projected-pre-norm AHAT Transformer classifiers on length- n inputs obtained from T^ by allowing:*

- (a) *the inactive augmentation that still computes f^* ;*
- (b) *the single extra trigger head and the 6-dimensional residual augmentation described above; and*
- (c) *the original embedding on the first m coordinates is kept fixed, while the six added embedding coordinates may be chosen as in [Theorem C.2](#) to encode the fixed trigger parameters (I, π) .*

Then

$$\text{cert}(f^*, \mathcal{H}_{T^*, t}^{\text{Tr}}(n)) \geq 2^t.$$

Consequently, along any sequence of input lengths, if the chosen trigger codimensions satisfy $cn \leq t(n) \leq n$ for some fixed $c > 0$, then the lower bound is $2^{\Omega(n)}$.

Proof. Fix any $I \subseteq [n]$ with $|I| = t$. For each trigger pattern $\pi \in \{0, 1\}^I$, choose σ_π as in [Remark B.1](#). Applying [Theorem C.2](#) gives a Transformer $G_\pi := T_{I, \pi, \sigma_\pi}$ in

$$\mathcal{H}_{T^*, t}^{\text{Tr}}(n)$$

such that:

- G_π agrees with f^* on every input outside $B_{I, \pi}$, and
- G_π differs from f^* on at least one input inside $B_{I, \pi}$.

For each $\pi \in \{0, 1\}^I$, define

$$E_\pi := \{x \in B_{I, \pi} : G_\pi(x) \neq f^*(x)\}.$$

The choice of σ_π makes E_π nonempty. Since the blocks $\{B_{I, \pi} : \pi \in \{0, 1\}^I\}$ are pairwise disjoint, the sets $\{E_\pi : \pi \in \{0, 1\}^I\}$ are pairwise disjoint. Therefore [Proposition A.1](#) gives

$$\text{cert}(f^*, \mathcal{H}_{T^*, t}^{\text{Tr}}(n)) \geq |\{0, 1\}^I| = 2^t.$$

The asymptotic consequence follows whenever $cn \leq t(n) \leq n$ for some fixed $c > 0$. □

D Experiment details

This appendix records the details needed to reproduce and interpret the experiments in [Section 5](#). The circuit experiment is a deterministic instantiation of the trigger construction. The Transformer experiment uses training only to generate strong candidate recognizers, which are then audited by finite held-out tests.

D.1 Constructed threshold-circuit experiment

The circuit experiment uses the full domain $\mathcal{X} = \{0, 1\}^{3n+1}$, where an input is a triple (a, b, z) with $a, b \in \{0, 1\}^n$ and $z \in \{0, 1\}^{n+1}$. The target accepts exactly when $z = a + b$. For a trigger pattern $\pi \in \{0, 1\}^n$, the decoder g_π accepts every input with $a = \pi$ and agrees with the target outside this block. The block

$$B_\pi = \{(a, b, z) : a = \pi\}$$

has size 2^{2n+1} . Inside this block, the target accepts exactly one value of z for each fixed b , while g_π accepts all 2^{n+1} candidates. Hence each constructed decoder has

$$e_n = |E_\pi| = 2^n(2^{n+1} - 1)$$

errors, all of them false positives. The error sets are disjoint across different π . For a uniformly sampled certificate candidate $S_m \subseteq \mathcal{X}$, sampled without replacement, the pass probability of one constructed decoder is therefore

$$p_n(m) = \binom{|\mathcal{X}| - e_n}{m} / \binom{|\mathcal{X}|}{m}.$$

Since there are 2^n trigger patterns, the expected number of surviving constructed decoders is

$$2^n p_n(m).$$

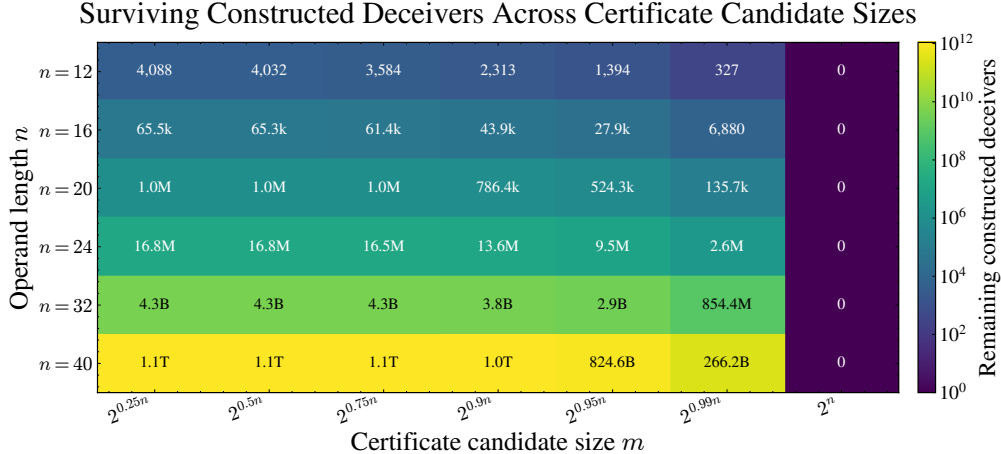


Figure 3: Remaining constructed threshold-circuit deceivers under optimally chosen certificate candidates. Rows range over operand lengths $n \in \{12, 16, 20, 24, 32, 40\}$, and columns range from $2^{0.25n}$ to 2^n . Each cell reports $\max\{2^n - \lfloor m \rfloor, 0\}$, the number of constructed deceivers that can remain after m labels when one label is chosen from a distinct error set whenever possible. Thus, only 2^n well-chosen examples eliminate the entire constructed family.

This is the quantity plotted in the left panel of Figure 2. The calculation is exact for this finite construction. It uses uniform sampling of certificate points, but it does not assume that errors are uniform.

Figure 3 makes the sharpness of the constructed decoder family especially clear. The heatmap reports the best possible remaining count after m labeled examples for the constructed subfamily $\mathcal{D} = \{g_\pi : \pi \in \{0, 1\}^n\}$. Since the disagreement sets of these 2^n deceivers are pairwise disjoint, each labeled example can eliminate at most one constructed decoder. This bound is tight by choosing one error point from a distinct block whenever possible. Hence the remaining count is $\max\{2^n - m, 0\}$. For each n , certificate candidates of size up through $2^{0.75n}$ leave almost all of the 2^n constructed deceivers intact, and even at $2^{0.9n}$ the surviving family remains large. Substantial pruning appears only when the certificate-candidate size moves very close to 2^n , as seen in the $2^{0.95n}$ and $2^{0.99n}$ columns, and the constructed family is fully eliminated only at 2^n well-chosen examples. In this sense, the decoder-survival curve is sharp, with the collapse concentrated near the endpoint.

D.2 Transformer experiment details

The Transformer experiment asks whether trained recognizers can leave small residual error sets after strong validation. The goal is not to test whether binary addition is hard to learn. It is to obtain high-quality hypotheses and then ask how much labeled data is needed to certify exactness within the trained set.

For consistency with the main text, we call accepted models with nonzero held-out test error deceivers. This name does not imply that they behave like the constructed trigger deceivers.

D.2.1 Task and data

The task is binary-addition recognition. For operands $a, b \in \{0, 1\}^{10}$ and a candidate output $z \in \{0, 1\}^{11}$, the label is

$$y = \mathbf{1}[z = a + b].$$

The split is made over operand pairs (a, b) , so the held-out test set contains unseen operand pairs rather than new perturbations of operands seen during training. The held-out test split contains 25% of the operand

pairs. The remaining 75% is used for training and validation checks. In the runs reported here, this gives 734,003 training pairs, 52,429 validation pairs, and 262,144 held-out test pairs. The same split is used for all trained candidates.

For each operand pair, we generate one positive example and all one-bit flips of the true output. Thus each pair gives 12 examples: one correct sum and 11 hard negatives. This choice avoids making the negative class dominated by random outputs that are far from the true sum. The resulting sample counts are $734,003 \cdot 12 = 8,808,036$ training examples, $52,429 \cdot 12 = 629,148$ validation examples, and $262,144 \cdot 12 = 3,145,728$ held-out test examples.

D.2.2 Architecture and input format

All addition models use the same encoder-only Transformer architecture. The encoder has four pre-layer-normalized Transformer layers, hidden size $d_{\text{model}} = 64$, two attention heads, feed-forward dimension 256, and no dropout. Each model has 205,196 trainable parameters.

The input sequence is

$$[\text{CLS}], a_0, \dots, a_9, [\text{SEP}_B], b_0, \dots, b_9, [\text{SEP}_Z], z_0, \dots, z_{10},$$

with bits presented in most-significant-bit order.

D.2.3 Intermediate supervision

End-to-end training from only the final accept/reject label was less reliable. We therefore use intermediate supervision to make training produce a large set of strong candidates. The auxiliary supervision is used only during training.

The model first processes a z -blind auxiliary stream: the candidate output bits are masked, and scratchpad tokens are appended. The encoder then predicts the true sum bits together with the column states used to compute them. Although the input tokens are presented in most-significant-bit order, the arithmetic states below are indexed from least to most significant bit. We use the convention that $a^{(10)} = b^{(10)} = 0$ and $c_0 = 0$. For output column $k \in \{0, \dots, 10\}$,

$$s_k = a^{(k)} + b^{(k)}, \quad u_k = s_k + c_k, \quad z_k^* = u_k \bmod 2, \quad c_{k+1} = \lfloor u_k / 2 \rfloor.$$

For $k = 10$, this emits the final carry bit.

The training loss includes the final accept/reject prediction and the auxiliary predictions for the column states. At evaluation time, the auxiliary labels are not provided. The model receives only (a, b, z) , computes its implied sum internally, compares the predicted sum bits with the candidate z , and outputs a scalar accept/reject logit.

D.2.4 Acceptance process

During training, each run is checked every 500 steps. Before training begins, we fix 20,000 operand pairs from the training split and 20,000 operand pairs from the validation split. At each check, we evaluate accuracy separately on positives and negatives in both fixed subsets. Separating the two classes matters because each operand pair contributes one positive and eleven negatives.

A run is accepted only after all four checks reach at least 99.9% accuracy: training positives, training negatives, validation positives, and validation negatives. The held-out test set is evaluated only after acceptance.

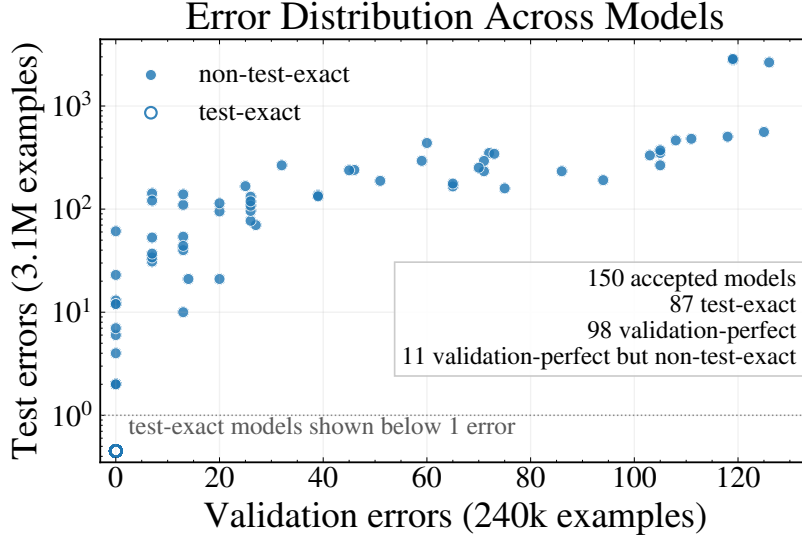


Figure 4: Distribution of validation and test errors across accepted models. Each point is an accepted addition recognizer. The x-axis shows the number of errors on the fixed validation selection pool of 240k examples, and the y-axis shows errors on the full held-out one-bit test set of 3.1M examples. Open markers denote test-exact models. Although many accepted models are test-exact, several models with zero validation errors still make nonzero errors on the held-out test set.

D.2.5 Held-out test set

An accepted model is called *test-exact* if it makes zero mistakes on the full held-out test set of 3,145,728 examples. This is exactness relative to the held-out set. It is not exactness over all possible triples (a, b, z) , since the full 10-bit domain contains 2^{31} triples and the held-out set contains only the correct output and one-bit output flips for held-out operand pairs. Figure 4 shows a visualization of the error distribution.

Among the 150 accepted models, 98 make no mistakes on the fixed validation check used for acceptance. Eleven of these validation-perfect models are nevertheless deceivers on the held-out test set, with between 2 and 61 test errors.

D.2.6 Survivor calculation for trained models

Let \mathcal{D} be the set of 63 Transformer deceivers. For a finite set Q and a trained model h , define

$$E_h^Q = \{x \in Q : h(x) \neq f^*(x)\}.$$

If a certificate candidate S_m is sampled uniformly without replacement from Q , then h survives exactly when S_m misses E_h^Q . Hence

$$p_h^Q(m) = \binom{|Q| - |E_h^Q|}{m} / \binom{|Q|}{m}, \quad \mathbb{E}_Q(m) = \sum_{h \in \mathcal{D}} p_h^Q(m).$$

Thus $\mathbb{E}_Q(m)$ measures survival under uniformly sampled certificate candidates, not the minimum certificate size. This is the finite-set quantity plotted in the right panel of Figure 2. The formula assumes uniform sampling from the chosen set Q , not uniformly distributed or independent errors. Below, we change Q to test whether error concentration is the main obstacle.

The full-test curve uses $Q = \mathcal{X}_{\text{test}}$. This is the natural audit set, but it leaves a possible objection. If the learner’s residual errors concentrate in a simple part of the domain, then uniform sampling from the full held-out set may spend most labels outside the relevant region. To test this, we also evaluate a compact test subset Q_{tgt} consisting of all positives and the one-bit output flips in positions 8, 9, 10, where output positions are indexed from least to most significant bit.

For $n = 10$, this set has $|Q_{\text{tgt}}| = 262,144 \cdot 4 = 1,048,576$ examples, one third of the full held-out test set. It contains 79.9% of the aggregate error mass across Transformer deceivers and 77.2% of the unique test examples on which at least one deceiver errs. Here, the aggregate error mass counts model-example pairs (h, x) with $h(x) \neq f^*(x)$, while unique locations count the union of such examples over all deceivers. Thus the residual errors are structured rather than uniformly spread over the held-out set.

The compact test subset curve asks whether this coarse structure is enough to make certification easy. It is not. Although Q_{tgt} captures most observed errors, it is still large, and the survivor count drops only after sampling a large fraction of it. Moreover, if a deceiver has no errors in Q_{tgt} , then $|E_h^{Q_{\text{tgt}}}| = 0$ and the formula gives $p_h^{Q_{\text{tgt}}}(m) = 1$ for every targeted certificate size m .

This does not rule out smaller prospective subsets. A more compact rule, perhaps involving carries, operand patterns, output positions, or other arithmetic structure, might capture the same errors with fewer examples. The post-hoc union

$$U = \bigcup_{h \in \mathcal{D}} E_h^{\mathcal{X}_{\text{test}}}$$

is the extreme case. In this run, $|U| = 15,494$, and querying all examples in U would eliminate every observed deceiver. This is only a diagnostic comparison, since U is chosen after evaluating the full held-out set. The point of Q_{tgt} is that even after moving to a simpler error-rich subset, uniformly sampled certificate candidates may still need to be large. That means that if every potential error-rich subset remains exponential in n , then the certification barrier persists.

D.3 Finite-class certification experiments

This section gives a complementary finite-class analysis beyond the deceiver elimination analysis. We run the same certification analysis in two settings. The first is a restricted threshold-circuit subclass of TC^0 and the second is the AC^0 class. In both cases, we first identify a hypothesis that is easy to certify in the base class. We then compare it with the certification of the same hypothesis inside an enlarged class that supports the block-deceiver construction from [Section 4](#).

In the threshold circuit analysis, for each input length n , let $\widetilde{\text{TC}}_{n,\text{base}}^0$ be the class of Boolean functions computable by depth-2, size-2 threshold circuits whose gate weights lie in $\{-1, 0, 1\}$ and whose threshold at fan-in m is any integer in $[-m, m]$. This is the finite subclass of TC^0 used so that we can exhaustively enumerate the circuits. Without the weight restriction, an exhaustive search would have to range over an unbounded parameter space. Consequently, the threshold experiment should be read as a finite analogue of the TC^0 theorem, but with the same easy-versus-hard certification mechanism present.

For the AC^0 experiment, let $\text{AC}_{n,\text{base}}^0$ be the semantic class of Boolean functions computable by depth-2, size-2 circuits with unbounded fan-in AND/OR gates defined in [Section 3](#). In both experiments, we enumerate the semantic class exactly and keep one representative circuit for each distinct truth table. We then run the halving strategy described in [Lemma A.1](#) using the same fixed deterministic policy.

1. scan inputs in increasing binary order until finding the first disagreement point among the surviving hypotheses;
2. keep the smaller label side;
3. if the split is tied, keep label 0.

The process stops when one hypothesis remains. Thus, for each n , the procedure returns a target in the base class and a certificate for that target inside the base class. In the worst case, halving uses logarithmically many rounds in the size of the semantic class. [Table 1](#) reports the exact semantic class sizes and the certificates returned by halving for all completed runs.

Table 1: Exact semantic results for the finite-class experiments. In every completed run, the selected target is OR_n .

n	$ \widetilde{\text{TC}}_{n,\text{base}}^0 $	$\lceil \log_2 \widetilde{\text{TC}}_{n,\text{base}}^0 \rceil$	Target Cert. size	$ \text{AC}_{n,\text{base}}^0 $	$\lceil \log_2 \text{AC}_{n,\text{base}}^0 \rceil$	Target Cert. size
2	14	4	3	14	4	3
3	104	7	4	96	7	4
4	1,882	11	5	666	10	5
5	58,732	16	6	4,156	13	6
6	1,416,102	21	7	23,974	15	7
7	25,713,872	25	8	131,480	18	8
8	388,557,490	29	9	698,162	20	9

In both experiments, the results show the same overall pattern, with the semantic classes growing quickly while the target selected by halving remains simple. The classes grow from 14 functions at $n = 2$ to more than 698 thousand functions for $\text{AC}_{n,\text{base}}^0$ and 388 million functions for $\widetilde{\text{TC}}_{n,\text{base}}^0$ at $n = 8$. Across all completed runs, the selected target is $\text{OR}_n(x) = \mathbf{1}[x_1 + \dots + x_n \geq 1]$. Its certificate size inside the base class is $n + 1$ in both experiments.

This behavior comes from the interaction between the base classes and the deterministic halving rule. The first queried input is always 0^n . At that point, the version space splits evenly, so the tie rule keeps label 0. The next decisive inputs are the one-hot vectors

$$e_1 = (0, \dots, 0, 1), e_2 = (0, \dots, 1, 0), \dots, e_n = (1, 0, \dots, 0),$$

and among the surviving hypotheses, the minority label on each of these inputs is 1. Therefore, halving keeps the pattern

$$f(0^n) = 0, \quad f(e_i) = 1 \text{ for every } i \in [n].$$

This description identifies what the halving strategy returns in the completed enumerations. However, it only describes the empirical behavior of the strategy. It does not by itself prove that the resulting sample set is a certificate for OR_n . To establish this, [Lemmas B.1 and B.2 in Section B.5](#) show that the above set is indeed a certificate for OR_n inside the two base classes.

Once the easy certification cases have been obtained, we turn to their behavior under overparametrization. For both circuit families, we use the general block-deceiver construction from [Section 4](#), which gives a 2^n certificate lower bound for every target in the corresponding base class.³

In the threshold experiment, the overparametrized class $\widetilde{\text{TC}}_{n,\text{over}}^0$ is obtained from the base class by adding one extra threshold gate. Consequently, all base functions remain present in the enlarged class.

For the hardness result, the extra gate is used as a trigger gate, as in the block-deceiver construction of [Proposition B.4](#). Unlike the unbounded case in [Proposition B.4](#), however, the base class $\widetilde{\text{TC}}_{n,\text{base}}^0$ uses only unit weights, and a unit-weight trigger is not sufficient to override every possible base circuit.

Thus, $\widetilde{\text{TC}}_{n,\text{over}}^0$ requires the trigger gate to enter the output gate with a larger signed coefficient. Since base scores and thresholds are bounded by $n + 1$ in absolute value, a coefficient of magnitude $2n + 3 > 2(n + 1)$ can override any base output. Hence, it suffices to allow the circuit weights to lie in $[-(2n + 3), 2n + 3] \cap \mathbb{Z}$.

³For some specialized target function, deceiver constructions may be written with less overhead, but the constructions used here are a target-independent version.

As in [Proposition B.4](#), every base target has one deceiver for each singleton block. Since the 2^n singleton blocks are disjoint, the disjoint-disagreement principle from [Proposition 4.1](#) gives

$$\text{cert}_{\widetilde{\text{TC}}^0_{n,\text{over}}}(f) \geq 2^n$$

for every $f \in \widetilde{\text{TC}}^0_{n,\text{base}}$, including OR_n .

For the AC^0 experiment, the overparametrized class $\text{AC}^0_{n,\text{over}}$ is obtained from the base class by adding one pattern-detection gate and one final combining gate, increasing the original depth by one. Nevertheless, all base functions remain present in the enlarged class at the semantic level. Unlike in the threshold case, the deceiver construction here is exactly the AC^0 construction from [Proposition B.5](#) and [Theorem B.2](#). Thus, $\text{AC}^0_{n,\text{over}}$ uses only 4 total gates and has depth 3. Consequently, every function in $\text{AC}^0_{n,\text{base}}$ has 2^n disjoint deceivers, yielding

$$\text{cert}_{\text{AC}^0_{n,\text{over}}}(f) \geq 2^n$$

for every $f \in \text{AC}^0_{n,\text{base}}$, including OR_n .

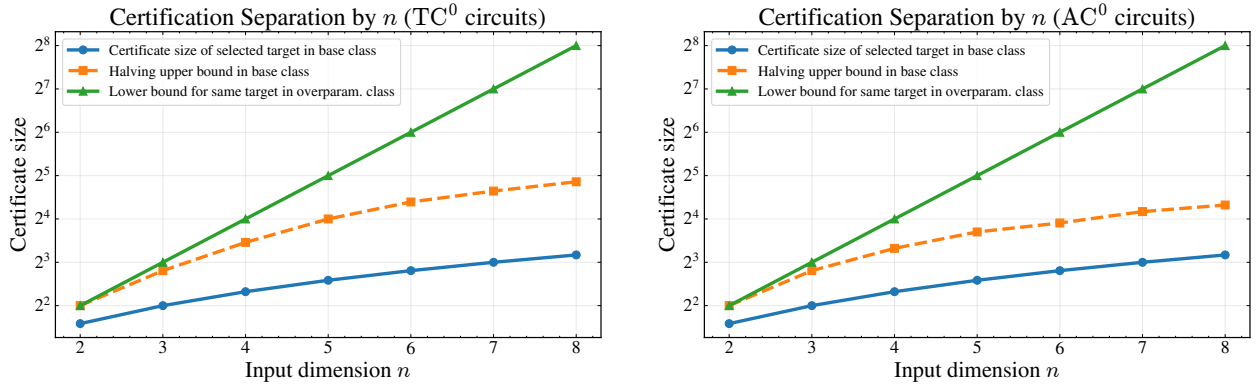


Figure 5: Easy-versus-hard certification in the two finite-class experiments. Left: the restricted threshold-circuit experiment. Right: the AC^0 experiment. In each panel, the blue curve is the certificate size of the hypothesis selected by halving inside the base class, and the orange curve is the general halving upper bound for the corresponding semantic class. The green curve is the lower bound for the same selected target inside the target-independent enlarged class, where singleton-block deceivers give a 2^n lower bound. In all completed runs, the selected easy target is OR_n .

We further illustrate the result in [Figure 5](#). The blue curve is the minimum certificate size of the target selected by halving inside the base class, and the orange curve is the generic halving upper bound for the corresponding semantic class. The green curve is the lower bound 2^n obtained from the block-deceiver overparametrization. This is a same-target comparison: the blue curve measures the certificate size of OR_n in the base class, while the green curve lower-bounds the certificate size of the same function in the overparametrized class. Thus, a finite semantic class can contain a very easy target, while a small enlargement that supports block deceivers makes certification of that same target exponentially harder.