






# FederatedRSF : Federated Random Survival Forests for Partially Overlapping Medical Data

Maryam Moradpour<sup>†</sup><sup>1,2</sup> Jonas Harriehausen<sup>†</sup><sup>1,2</sup> Amirreza Aleyasin<sup>†</sup><sup>3</sup> Lion Philipp Wolf,<sup>3</sup>  
Youngjun Park<sup>4</sup> and Anne-Christin Hauschild<sup>1,2,3,\*</sup>

<sup>1</sup>Institute for Predictive Deep Learning in Medicine and Healthcare, Justus Liebig University Gießen, Germany

<sup>2</sup>Hessian Center for Artificial Intelligence (hessian.AI), Darmstadt, Germany

<sup>3</sup>Department of Medical Informatics, University Medical Center Göttingen, Germany

<sup>4</sup>Max Planck Institute for Biology of Ageing, Cologne, North Rhine-Westphalia, Germany

\* Corresponding author. [anne-christin.hauschild@uni-giessen.de](mailto:anne-christin.hauschild@uni-giessen.de)

<sup>†</sup>Maryam Moradpour, Jonas Harriehausen, and Amirreza Aleyasin contributed equally to this work.

## Abstract

Multi-center survival prediction can improve robustness and generalizability, yet privacy regulations and institutional governance often prevent pooling patient-level clinical and genomic data across institutions. In practice, deployment is further complicated by feature-space heterogeneity, in which sites collect different covariates or use different sequencing panels, resulting in only partially overlapping feature sets. We present FederatedRSF a Python package that implements federated random survival forests, aggregating locally trained survival trees and redistributing only feature-compatible trees to each site, enabling inference with partial overlap without sharing raw data. We evaluate FederatedRSF on the GBSG2 breast cancer cohort distributed with the scikit-survival package, simulating feature heterogeneity across clients by withholding subsets of features, and assessing discrimination using Harrell’s concordance index (C-Index) under repeated cross-validation and site-splits. The results demonstrated that the federated model can achieve performance comparable to that of the centralized training setting.

**Keywords** federated learning, survival analysis, random survival forest, feature heterogeneity, privacy preserving machine learning, medical data

**Abbreviations** FederatedRSF, RSF, FL, MCCV, C-index

**Availability and implementation:** Availability and implementation: Source code is available at <https://github.com/HauschildLab/FederatedRSF>. The package is distributed on PyPI as `federated-rsf` (`pip install federated-rsf`).

## 1 Introduction

Accurate survival predictions are crucial in oncology research and clinical decision support, particularly for time-to-event outcomes that are frequently right-censored (i.e., the event has not occurred for some patients by the last follow-up), which require specialized modeling approaches (Ishwaran et al., 2008). Contemporary survival modeling increasingly uses various covariates, including clinical variables and molecular features obtained from sequencing assays. Flexible nonparametric models, such as random survival forests (RSF), have become widely adopted for the analysis of censored data (Ishwaran et al., 2008). However, single-center cohorts are often limited in both size and diversity, underscoring the need for multi-cohort analyses to improve robustness and generalizability (Kairouz et al., 2021).

A significant challenge in pooling patient-level clinical and genomic data between different institutions is ensuring compliance with privacy regulations and institutional governance protocols, such as the EU General Data Protection Regulation (GDPR) and the U.S. HIPAA Privacy Rule (European Parliament and Council of the

European Union, 2016; U.S. Department of Health and Human Services, 2000). Federated learning (FL) effectively mitigates this challenge by enabling collaborative model development without centralizing raw data. Instead, it aggregates model updates or computed artifacts locally. As a result, FL has emerged as a widely adopted approach for leveraging privacy-sensitive distributed datasets (McMahan et al., 2017).

Despite the promise of combining clinical covariates with sequencing-derived features for survival prediction, a significant deployment challenge is feature-space heterogeneity, in which participating sites do not use identical sets of covariates (Ye et al., 2023). In targeted sequencing applications, different institutions often rely on various gene panels and assay designs. Comparative studies indicate that these panels may span diverse gene sets, necessitating analyses that focus on overlapping genes or that address panel mismatches (Quy et al., 2022). From the perspective of federated learning, these scenarios deviate from the standard horizontal FL assumption of a common feature space and instead pertain to vertical

or heterogeneous FL frameworks that explicitly manage partial feature overlap (Yang et al., 2019).

We introduce FederatedRSF a Python package that implements federated random survival forests for decentralized survival modeling under partially overlapping covariate spaces. FederatedRSF builds on Random Survival Forests for right-censored outcomes (Ishwaran et al., 2008) and is released as an open-source Python package built on `scikit-survival`. We evaluate FederatedRSF on the GBSG2 breast cancer survival dataset distributed with `scikit-survival`, simulating feature-space heterogeneity by withholding subsets of covariates across clients and comparing federated training to matched local and centralized reference models.

## 2 Materials and methods

### 2.1 Input data

We consider  $K$  participating sites. Site  $k$  holds a local covariate matrix  $X_k$  and right-censored survival outcomes  $Y_k = (T_k, \delta_k)$ , where  $T_k$  denotes the observed event or censoring time and  $\delta_k \in \{0, 1\}$  indicates whether the event occurred. The goal is collaborative survival prediction across sites without transferring patient-level records.

### 2.2 Federated random survival forests under partial feature overlap

The proposed approach follows a local training and model federation scheme in which each site trains a Random Survival Forest locally and subsequently exchanges model trained survival trees. The federation step is designed to explicitly account for the feature space heterogeneity by distributing only those survival trees that are usable under a site's local conditions and feature availability.

In concrete terms, the method is carried out in three steps: (1) Local model training. Each site trains a local RSF on its own data  $(X_k, Y_k)$  using standard survival tree construction with censoring-aware splitting. The result is a collection of survival trees (a local forest) representing model-level information derived from local data. (2) Tree aggregation and compatibility filtering. A central coordinator collects the locally trained forests and forms a federated pool of candidate trees. For a target site  $i$ , the coordinator determines which trees are compatible with the site's feature set by checking whether all split features used in a tree are present in site  $i$ 's available covariates. Every compatible tree is redistributed to site  $i$ , ensuring that inference remains well-defined despite partial feature overlap across clients. (3) Local inference and evaluation. Each site integrates the received compatible trees into its local estimator set and performs prediction on local test data, yielding risk scores and survival performance metrics.

No raw covariates, survival times, or individual-level outcomes are exchanged at any point. communication is restricted to model objects (and optional lightweight metadata required to ensure consistent feature naming). Full implementation details and pseudocode are provided in the Supplementary Methods.

### 2.3 Experiments

We evaluated FederatedRSF on the GBSG2 breast cancer cohort distributed with `scikit-survival` (`sksurv.datasets.load_gbsg2`;  $n = 686$ ). The dataset contains eight clinical covariates and a right-censored time-to-event outcome (event rate  $\approx 44\%$ ).

To emulate feature-space heterogeneity across sites, we simulated  $K = 10$  clients by randomly withholding 35% of the pre-one-hot covariates per client for each site split. Each client's data was one-hot encoded after feature dropping and aligned to the union of retained features across sites (missing features represented as NaN). By combining the training sets for all clients in each site-split run, we obtain Centralized-SRF (Site Restricted Features) data splits.

Full details of the cross-validation protocol, compared configurations, and statistical testing are provided in the Supplementary Methods.

## 3 Implementation

The package is written in Python and requires Python version 3.11 or newer. Throughout this paper, we refer to the method and software as FederatedRSF the source repository is hosted as FRSF4POD on GitHub, and the package is distributed on PyPI as `federated-rsf` (`pip install federated-rsf`). Furthermore, it requires the `scikit-survival` library ( $\geq 0.27.0$ ) for the base implementation of the Random Survival Forest. This package implements federated random survival forests for partially overlapping data. It enables joint training of Random Survival Forest models across multiple clients without sharing raw data or discarding features unavailable to all clients.

### 3.1 Installation.

The package can be installed from PyPI using `pip install federated-rsf` or from source from GitHub using the installation instructions (link).

### 3.2 Data Formats.

The main input format for this package is tabular data, with a pandas DataFrame for the X values and a structured NumPy array for the y values. The y values should contain a boolean column 'censor' and a float column 'time'. One intermediary data format is the DataSchema, which stores the feature names of a dataset and a mapping, as a dictionary, from local to federated feature names.

### 3.3 Components.

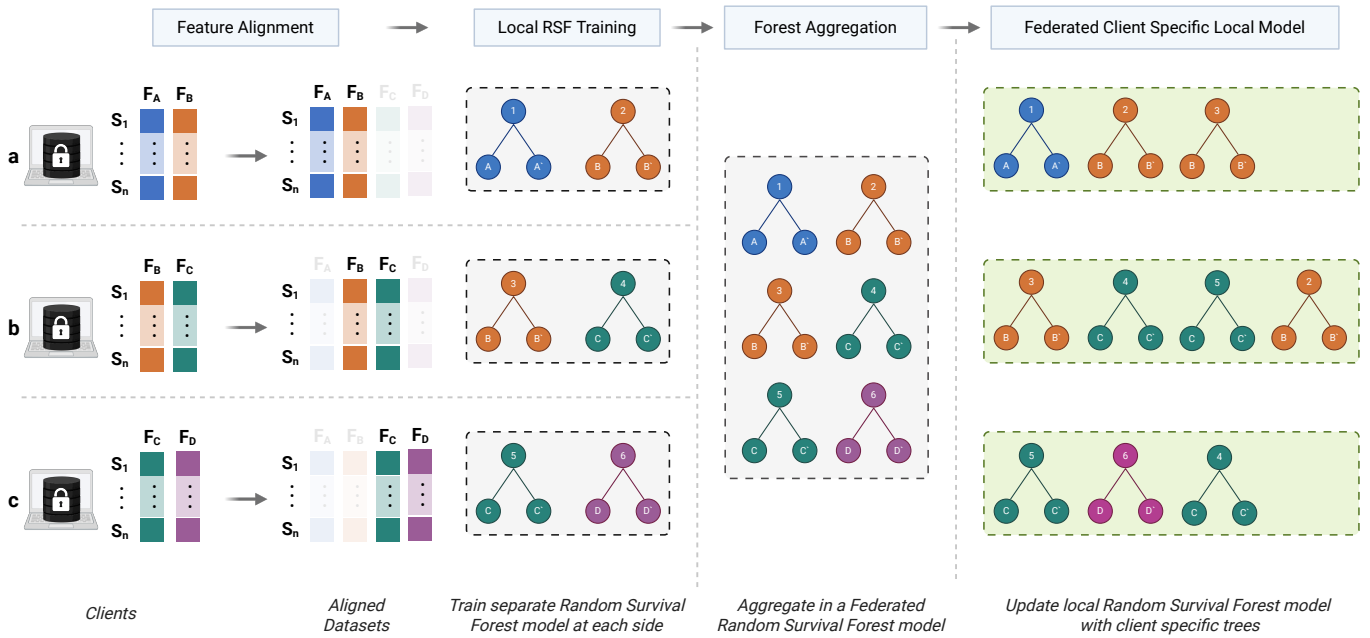
The main components of the package with regard to the input data and preprocessing are the `DataSchema`, `SchemaCreator`, and `SchemaAligner`. The `DataSchema` is a dataclass that contains feature names and optionally a mapping from local to centralized feature names. The `SchemaCreator` is used to create a global `DataSchema` from all local schemas. The `SchemaAligner` is used to apply the `DataSchema` received from the `SchemaCreator` to the local dataset.

With regard to the model training itself, the main components are the `LocalRandomSurvivalForest` and `FederatedRandomSurvivalForest`. The `LocalRandomSurvivalForest` is trained on the local data. The `FederatedRandomSurvivalForest` is used to collect and redistribute the trees of all `LocalRandomSurvivalForests`.

### 3.4 Workflow.

For a graphical illustration of the Workflow, see Figure 1

- Clients assign common names to all features with the same data, if they don't already have the same name. e.g. `AGE`, `age`, `age_datetime`  $\rightarrow$  `age`



**Figure 1 Overview of the FederatedRSF pipeline.** Each client holds a local dataset with partially overlapping features. The datasets are aligned to a common feature space by adding stub features in each local dataset. Each client then independently trains a local RSF model, producing a set of survival trees without sharing raw data. In the aggregation step, the locally trained trees are combined in a federated RSF model. Each client receives all trees fit for their local feature sets. Finally, the clients extend their local survival trees with the survival trees received from the federated RSF. This figure was created with BioRender.com.

- Clients create a DataSchema using their local feature names and the mapping from the previous step
- all DataSchemas are collected and aggregated to create a federated DataSchema with feature maps for each client
- Clients apply the federated DataSchema to their Dataset and train their local model.
- The local models are aggregated and receive all trees from other models that fit their local features, and the resulting trees are redistributed to the clients.
- Clients integrate the federated trees into their system according to their update strategy.
- Clients use the finished model.

### 3.5 Reproducibility.

All functions and classes utilizing randomness include a parameter *random\_state* to allow for reproducible results. The scripts to reproduce the figures in this paper and the supplementary material can be found in the examples folder in the GitHub repository (link).

## 4 Results

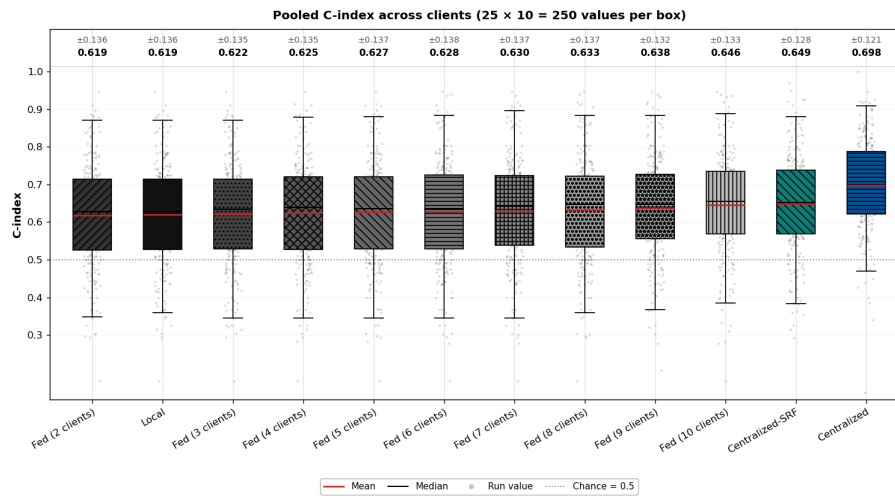
Pooled discrimination on each client's local test set is summarized in Figure 2. Local training reached a mean C-index of  $0.619 \pm 0.136$ . FederatedRSF improved monotonically with the number of participating clients, from  $0.619 \pm 0.136$  at  $K = 2$  to  $0.646 \pm 0.133$  at  $K = 10$ . The coincidence between  $K = 2$  and the local baseline is mechanical: with only one peer per client, the compatibility filter rarely admits cross-site trees beyond those each client already trains locally, and federation gains accumulate only from  $K \geq 3$ .

Paired comparisons across the 250 matched runs confirm that the gains from federation are statistically significant and that FederatedRSF recovers all of the discrimination available under the heterogeneous covariate space. Moving from Local to FederatedRSF at  $K = 10$  improved the C-index by  $+0.027$  on average (median  $+0.018$ ; Wilcoxon signed-rank  $p = 1.9 \times 10^{-8}$ ; paired  $t$ -test  $p = 2.2 \times 10^{-9}$ ). Centralized-SRF reached a comparable mean of  $0.649 \pm 0.128$ , and the difference between Centralized-SRF and FederatedRSF at  $K = 10$  was not statistically significant (mean  $\Delta = +0.004$ , median  $\Delta = 0.000$ , Wilcoxon  $p = 0.51$ , paired  $t$ -test  $p = 0.46$ ). For context, moving directly from Local to Centralized-SRF yielded  $+0.030$  on average (Wilcoxon  $p = 1.1 \times 10^{-6}$ , paired  $t$ -test  $p = 2.1 \times 10^{-7}$ ) — nearly identical to the gain achieved by FederatedRSF without pooling raw data. FederatedRSF is therefore statistically indistinguishable from a centralized model trained under the same feature constraint, while exchanging only the model artifacts.

The fully Centralized RSF set the empirical upper bound at  $0.698 \pm 0.121$ . The 0.049-point mean gap between Centralized and Centralized-SRF quantifies the irreducible discrimination loss imposed by panel heterogeneity itself, independent of training scheme. Tree-level federation recovers, within statistical uncertainty, the full performance attainable under the heterogeneous covariate space.

## 5 Discussion and conclusion

FederatedRSF supports federated survival prediction under privacy constraints and partially overlapping feature spaces by exchanging only feature-compatible survival trees. In the GBSG2 evaluation, federation improved over local training and was statistically indistinguishable from a centralized model trained under the same



**Figure 2 Pooled C-index across configurations on the GBSG2 cohort.** Each box aggregates 250 evaluations (5 site splits  $\times$  5 folds  $\times$  10 client positions) for one configuration on its own held-out test set. Numbers above each box give the mean and standard deviation across runs. Configurations are ordered by ascending mean C-index. *Local* denotes per-site RSFs without federation; *Fed ( $K$  clients)* denotes FederatedRSF at client count  $K$ ; *Centralized-SRF* denotes a centralized RSF on the union of post-withholding features (no privacy constraint, same restricted feature space as FederatedRSF); *Centralized* denotes an RSF on the original, unwithheld cohort. The dotted line marks chance discrimination ( $C = 0.5$ ).

feature constraint; the residual gap to fully withheld training reflects feature heterogeneity itself. The method is provided as an open-source Python package with reproducible scripts and Supplementary Methods.

## Conflicts of interest

The authors declare that they have no competing interests.

## Funding

This work was supported by the Federal Ministry of Research, Technology, and Space (BMFT) under grant agreements 01D2208A and 01KD2414A (FAIRPaCT), and by the hessian.AI Innovation Lab funded by the Hessian Ministry for Digital Strategy and Innovation (S-DIW04/0013/003).

## Data availability

The GBSG2 dataset is available via `scikit-survival`: <https://scikit-survival.readthedocs.io/en/stable/api/datasets.html>.

Scripts to reproduce all analyses and figures are available at: <https://github.com/HauschildLab/FederatedRSF>.

## Acknowledgments

We acknowledge support from KISSKI (01IS22093A-E) and the DFG (grant no. 405797229). Computational resources were provided by GWDG and NHR-Nord@Göttingen (Emmy and Grete systems).

## References

European Parliament and Council of the European Union. Regulation (EU) 2016/679 of the European Parliament and

of the Council of 27 April 2016 on the protection of natural persons with regard to the processing of personal data and on the free movement of such data (General Data Protection Regulation). Official Journal of the European Union, L 119 (4 May 2016), pp. 1–88, 2016. URL <http://data.europa.eu/eli/reg/2016/679/oj>.

- H. Ishwaran, U. B. Kogalur, E. H. Blackstone, and M. S. Lauer. Random survival forests. *The Annals of Applied Statistics*, 2 (3):841–860, 2008. doi: 10.1214/08-AOAS169.
- P. Kairouz, H. B. McMahan, B. Avent, A. Bellet, M. Bennis, A. N. Bhagoji, K. Bonawitz, Z. Charles, G. Cormode, R. Cummings, et al. Advances and open problems in federated learning. *Foundations and Trends in Machine Learning*, 14(1–2):1–210, 2021. doi: 10.1561/22000000083.
- B. McMahan, E. Moore, D. Ramage, S. Hampson, and B. A. y Arcas. Communication-efficient learning of deep networks from decentralized data. In *Proceedings of the 20th International Conference on Artificial Intelligence and Statistics (AISTATS)*, volume 54 of *Proceedings of Machine Learning Research*, pages 1273–1282, 2017. URL <https://proceedings.mlr.press/v54/mcmahan17a.html>.
- P. N. Quyet et al. Inter-assay variability of next-generation sequencing-based gene panels. *BMC Medical Genomics*, 15 (1):86, 2022. doi: 10.1186/s12920-022-01225-8.
- U.S. Department of Health and Human Services. Standards for privacy of individually identifiable health information; final rule. 45 CFR Parts 160 and 164. Federal Register 65(250):82462–82829, 2000.
- Q. Yang, Y. Liu, T. Chen, and Y. Tong. Federated machine learning: Concept and applications. *ACM Transactions on Intelligent Systems and Technology*, 10(2):1–19, 2019. doi: 10.1145/3298981.
- M. Ye, J. Liu, B. Wang, S. Cao, L. Song, S. M. Erfani, J. Bailey, B. Ghanem, and Q. Wu. Heterogeneous federated learning: State-of-the-art and research challenges. *ACM Computing Surveys*, 56(3):1–44, 2023. doi: 10.1145/3625558.

# Supplementary Materials for FederatedRSF

Maryam Moradpour<sup>†,1,2</sup>, Jonas Harriehausen<sup>†,1,2</sup>, Amirreza Aleyasin<sup>†,3</sup>, Lion Philipp Wolf<sup>3</sup>, Youngjun Park<sup>4</sup>,  
Anne-Christin Hauschild<sup>1,2,3,\*</sup>

<sup>1</sup>Institute for Predictive Deep Learning in Medicine and Healthcare, Justus Liebig University Gießen,  
Germany

<sup>2</sup>Hessian Center for Artificial Intelligence (hessian.AI), Darmstadt, Germany

<sup>3</sup>Department of Medical Informatics, University Medical Center Göttingen, Germany

<sup>4</sup>Max Planck Institute for Biology of Ageing, Cologne, North Rhine-Westphalia, Germany

<sup>†</sup>These authors contributed equally.

\*Corresponding author. anne-christin.hauschild@uni-giessen.de

May 2026

## 1 Materials and Methods

### 1.1 Study design

We evaluated FederatedRSF in a multi-cohort survival prediction setting by treating each cohort as a federated client. The overall workflow followed four stages: (i) dataset acquisition, (ii) preprocessing and feature harmonization, (iii) model training under three analysis settings (local, federated, and pooled/global), and (iv) repeated validation and statistical comparison. Predictive performance was estimated using repeated Monte-Carlo cross-validation (MCCV), and model discrimination was quantified using Harrell’s concordance index (C-index).

### 1.2 Experimental setup (GBSG2 evaluation)

We evaluated FRSF on the GBSG2 breast cancer cohort distributed with `scikit-survival` (`sksurv.datasets.load_gbsg2`). The dataset includes  $n = 686$  node-positive primary breast cancer patients and eight pre-one-hot clinical covariates (hormonal therapy, age, menopausal status, tumor size, tumor grade, number of positive nodes, progesterone receptor, estrogen receptor). The outcome is right-censored time-to-event; the overall event rate is  $\approx 44\%$  (299 events), with the remainder censored.

Feature-space heterogeneity was simulated across  $K = 10$  clients by randomly withholding 35% of the pre-one-hot covariates per client for each site split (independent across clients and fixed across that split’s folds). Each client’s data were one-hot encoded after feature dropping and aligned to the union of retained features across sites (missing features represented as NaN).

We drew 5 random patient partition splits and ran 5 per-client cross-validation folds within each partition, yielding  $5 \times 5 = 25$  runs per client and  $25 \times 10 = 250$  evaluations.

Four configurations were compared under a fixed RSF learner: (i) *Local*, a per-site RSF trained on the site’s retained feature subset without federation; (ii) *FRSF* at varying client counts  $k \in \{1, \dots, 10\}$ ; (iii) *Centralized-SRF* (site-restricted features), a single RSF trained without privacy constraints on the union of post-withholding features, providing a feature-matched privacy-free reference for FRSF; and (iv) *Centralized*, a single RSF trained on the original cohort with all covariates retained, representing the empirical upper bound in the absence of feature heterogeneity. All federated updates used the `constant` method, which samples exactly  $n_{\text{estimators}}$  trees from the combined local+federated pool (equal weighting). Paired differences across the 250 matched runs were tested using the Wilcoxon signed-rank test and a paired  $t$ -test.

### 1.3 Preprocessing and feature construction

Preprocessing was performed per cohort using a shared pipeline to obtain machine-learning ready datasets. First, patients without overall survival information or without mutation data were excluded. In addition, outlier samples with extreme hypermutation patterns (e.g., POLE-driven ultra-hypermutation in TCGA) were removed to reduce noise in mutation-derived features.

Clinical features were cleaned and harmonized by removing non-informative metadata fields, resolving duplicated patient entries, and manually harmonizing semantically equivalent variables across cohorts (e.g., smoking status, tumor purity scaling, metastasis indicators). To handle inconsistent nomenclature across studies, feature names were standardized to a common vocabulary.

Mutation data were downloaded in mutation annotation format (MAF) and converted into a binary gene-by-patient matrix indicating whether a gene was mutated in a patient. Multiple variants in the same gene were collapsed into a single indicator. To reduce sparsity and likely passenger noise, genes mutated in only a single patient were removed. In additional analyses, a knowledge-based filtering strategy was applied by restricting genes to cancer-relevant KEGG pathways.

Finally, we defined both (i) *local datasets* (one per cohort/client) and (ii) a *pooled global dataset* as a reference scenario where data sharing is allowed. Patient overlap across cohorts was handled by assigning duplicated patients to a single cohort to preserve independence for federated/local analyses, whereas the pooled dataset aggregated patient information to simulate centralized learning.

### 1.4 Federated Random Survival Forest (FRSF) algorithm

FederatedRSF extends Random Survival Forests (RSFs) to federated, feature-heterogeneous settings by exchanging survival trees rather than raw records. Each client trains a local RSF and shares the trained trees with a coordinator. The coordinator redistributes to each client only those trees whose split features are present in that client's feature set (*tree compatibility*). This mechanism allows clients with different covariate panels to benefit from trees learned elsewhere while preserving local feasibility and privacy.

### 1.5 Model definitions

We evaluated three model types: (i) Local model: an RSF trained and evaluated using only a single site's data. (ii) Federated model: a site-specific RSF that is trained locally and then updated by incorporating compatible trees received from other sites via FederatedRSF federation. (iii) Global model: an RSF trained on pooled data across all sites, representing a non-private upper-bound reference where data sharing is permitted.

### 1.6 Performance evaluation and statistical analysis

Model discrimination was assessed using Harrell's concordance index (C-index), which accounts for right censoring and evaluates whether predicted risk scores correctly rank survival times. To obtain robust performance estimates and variability, we used 50 rounds of Monte-Carlo cross-validation (MCCV). In each round, data were randomly split into training and test partitions (e.g., 70/30), and models were trained and evaluated independently. To ensure fair comparison, identical splits (fixed random seed per run) were used when comparing local and federated models. Final performance was reported as the mean C-index across MCCV runs with standard deviation.

When statistical comparisons were required, paired tests were performed across MCCV runs because the same split was used for the compared models within each run. For non-inferiority comparisons between federated and global models, the null hypothesis was defined as the federated model being worse than the global model by more than a pre-defined margin, and significance was assessed at  $\alpha = 0.05$ .

## 2 Reproducibility

### 2.1 Environment Details

The requirements of the package can be found in the GitHub Repository ([link](#)) The exact versions of the relevant packages are:

- Python 3.11.9
- scikit-learn 1.8.0
- scikit-survival 0.27.0
- pandas 3.0.1
- numpy 2.4.2
- joblib 1.5.3

### 2.2 Recreating Figures

Install the package from pypi using

```
pip install -U federated-rsf
```

Alternatively, install it from source by first cloning the GitHub repository and then running the following command at the repository root.

```
pip install -U .
```

To reproduce the figures and tables in the paper run the scripts in the examples folder of the GitHub repository ([link](#))

## 3 Full algorithm details

### 3.1 Step-by-Step federated RSF protocol

The federated Random Survival Forest protocol proceeds in three main phases: *schema alignment*, *model training*, and *model federation*. The full workflow is as follows:

1. **Feature name harmonisation.** Each client maps their local feature names to a common vocabulary (e.g. AGE, age, age\_datetime → age).
2. **Local schema creation.** Each client constructs a `DatasetSchema` from their local feature names and the map from local feature names to the common vocabulary.
3. **Federated schema aggregation.** All local schemas are collected by a central coordinator and merged into a single *federated schema* that contains per-client feature maps and covers the union of all features.
4. **Schema alignment.** Each client applies the federated schema via a `SchemaAligner` to reindex their local dataset into the shared feature space.
5. **Local model training.** Each client trains a local RSF on their aligned dataset.
6. **Tree federation.** A `FederatedRandomSurvivalForest` aggregates the local models. Each client receives every tree from every other client whose feature set is compatible with that client's local features.
7. **Model integration.** Each client integrates the federated trees according to their chosen *update strategy* (`all` or `constant`).
8. **Inference.** Clients use the finished federated model for prediction and evaluation.

### 3.2 Data Transfers

- **Upward (client → coordinator):** `DatasetSchema` objects containing local feature names and their canonical mappings. No raw data leaves the client at any point.

- **Downward (coordinator → clients):** The merged federated schema.
- **Upward (client → coordinator):** `LocalRandomSurvivalForest` objects containing the locally trained trees.
- **Downward (coordinator → clients):** The updated `LocalRandomSurvivalForest` object containing all trees that fit the local feature set.
- **Aggregation logic:** Tree compatibility is determined by feature overlap. A tree trained on client  $j$  is sent to client  $i$  if and only if every split feature used by that tree is present in client  $i$ 's aligned feature space. The receiving client's estimator list is then extended with these compatible remote trees.

## Pseudocode

---

### Algorithm 1 Federated Random Survival Forest Protocol

---

**Require:** Clients  $\{C_1, \dots, C_n\}$ , each with local dataset  $(X_i, Y_i)$

— *Phase 1: Schema Alignment* —

- 1: **for** each client  $C_i$  **do**
- 2:     Harmonise local feature names to canonical vocabulary
- 3:     Create feature map  $m_i$  from local to canonical feature names
- 4:      $S_i \leftarrow \text{DatasetSchema}(X_i.\text{columns}, m_i)$
- 5:     Send  $S_i$  to coordinator
- 6: **end for**
- 7: Coordinator:  $\hat{S}_i \leftarrow \text{SchemaCreator}.\text{fit\_transform}(\{S_1, \dots, S_n\})$
- 8: **for** each client  $C_i$  **do**
- 9:     Coordinator sends  $\hat{S}_i$  to client  $C_i$
- 10: **end for**
- 11: **for** each client  $C_i$  **do**
- 12:      $\text{aligner}_i \leftarrow \text{SchemaAligner}.\text{fit}(\hat{S}_i)$
- 13:      $\hat{X}_i \leftarrow \text{aligner}_i.\text{transform}(X_i)$
- 14: **end for**

— *Phase 2: Model Training* —

- 15: **for** each client  $C_i$  **do**
- 16:     Split  $(\hat{X}_i, Y_i)$  into train / test sets
- 17:      $M_i \leftarrow \text{LocalRSF}.\text{fit}(\hat{X}_i^{\text{train}}, Y_i^{\text{train}})$
- 18:     Send model  $M_i$  to coordinator
- 19: **end for**

— *Phase 3: Model Federation* —

- 20: Coordinator:  $M_{fed} \leftarrow \bigcup_i M_i$
  - 21: for-loop equivalent of  $\hat{M}_i = M_{fed}.\text{distribute\_trees}()$ :
  - 22: **for** each client  $C_i$  **do**
  - 23:      $\mathcal{T}_i^{\text{compat}} \leftarrow \{t \in \mathcal{T} \setminus T_i \mid \text{features}(t) \subseteq \text{features}(\hat{X}_i)\}$
  - 24:     Store  $\mathcal{T}_i^{\text{compat}}$  on  $M_i \rightarrow \hat{M}_i$
  - 25: **end for**
  - 26: Send  $M_i$  to  $C_i$
  - 27: **for** each client  $C_i$  **do**
  - 28:      $M_i.\text{use\_federated\_estimators}()$
  - 29:      $\text{results} = M_i.\text{predict}(X_i^{\text{test}})$
  - 30: **end for**
-

### 3.3 Hyperparameters

The tables below list every configurable parameter for each component of the federated RSF framework, together with its default value, recommended range, and the aspect of behaviour it controls.

#### DatasetSchema

Table 1: Parameters of DatasetSchema

Parameter	Default	Range / values	What it affects
<code>columns</code>	—	list of str (required)	The local feature names used to construct the schema.
<code>column_map</code>	None	dict[str,str] or None	Maps local column names to canonical names. None signifies all local columns are the same as canonical names.
<code>generate_column_map_closure</code>	True	True / False	When True, extends <code>column_map</code> with identity entries for any unmapped column, ensuring every feature has a canonical target.

#### SchemaCreator

Table 2: Parameters of SchemaCreator

Parameter	Default	Range / values	What it affects
<code>anonymize</code>	False	True / False	Replaces canonical feature names with generic identifiers ( <code>feature_0</code> , <code>feature_1</code> , ...), hiding semantics between clients.
<code>extra_columns</code>	0	$\geq 0$ integer	Reserves placeholder columns for clients joining after initial schema creation; set to at least the expected number of unseen features.
<code>extra_column_prefix</code>	"extra_"	any string	Prefix for placeholder column names; change if it conflicts with existing feature names.
<code>random_state</code>	None	integer or None	Seed for feature-name permutation when <code>anonymize=True</code> ; fix for reproducibility.

#### SchemaAligner

`SchemaAligner` has no constructor parameters; it is configured exclusively through its `fit` call.

Table 3: Fit-time argument of SchemaAligner

Argument	Default	Range / values	What it affects
<code>dataset_schema</code>	—	DatasetSchema (required)	Supplies the full target schema and the column map used to rename and reindex the local DataFrame. Missing columns are filled with NaN.

## **LocalRandomSurvivalForest**

Parameters inherited from `RandomSurvivalForest` (scikit-survival) are included below alongside the federation-specific extensions.

Table 4: Parameters of LocalRandomSurvivalForest

Parameter	Default	Range / values	What it affects
<i>Federation-specific parameters</i>			
update_method	"all"	"all" / "constant"	Controls how federated trees are integrated. "all" adds every compatible remote tree; "constant" samples trees to preserve the original <code>n_estimators</code> count.
update_weighting	"equal"	"equal" / "site_size"	Sampling weights used in "constant" mode. "equal" weights all trees uniformly; "site_size" weights proportionally to the originating site's training set size.
<i>Forest parameters (inherited from RandomSurvivalForest)</i>			
n_estimators	100	50–500	Number of trees; larger values improve stability at the cost of memory and compute.
max_depth	None	None or 1–20	Maximum tree depth. None grows fully unpruned trees; restrict to reduce overfitting on small sites.
min_samples_split	6	2–20	Minimum samples required to split an internal node; increase to smooth trees when site data are scarce.
min_samples_leaf	3	1–10	Minimum samples required at a leaf; larger values regularise survival function estimates.
max_features	"sqrt"	"sqrt", "log2", int, float	Number of features considered at each split; "sqrt" is the standard default.
bootstrap	True	True / False	Whether to use bootstrap sampling per tree. False uses the full local dataset for every tree.
oob_score	False	True / False	Enables out-of-bag C-index estimation without a separate validation set.
n_jobs	None	None, -1, or positive int	Parallelism for fit and predict; -1 uses all available cores.
random_state	None	integer or None	Seed for bootstrap and feature sampling; fix for reproducible experiments.
max_samples	None	None, int, or (0, 1] float	Samples drawn per tree when bootstrapping; reduce to speed up training on large sites.
low_memory	False	True / False	Reduces memory usage at predict time; disables <code>predict_survival_function</code> and <code>predict_cumulative_hazard_function</code> .

## FederatedRandomSurvivalForest

FederatedRandomSurvivalForest is a coordinator helper and cannot be fit or used for prediction directly. Its only constructor parameter is listed below.

Table 5: Parameters of FederatedRandomSurvivalForest

Parameter	Default	Range / values	What it affects
<code>local_models</code>	—	list of <code>LocalRSF</code> (required)	The fitted local models whose trees are aggregated and redistributed. All models must share the same <code>all_features</code> ordering.