









Shielded inner-shell transitions in atomic samarium for tests of fundamental physics

R. Aramyan ^{1,2,*} D. Budker ^{1,2,3,4} V. A. Dzuba ⁵ V. V. Flambaum ⁵
S. G. Porsev ⁶ M. S. Safronova ⁶ O. Tretiak ^{1,2} and K. Zhang ^{1,2,†}

¹Johannes Gutenberg-Universität Mainz, 55128 Mainz, Germany

²Helmholtz Institute Mainz, 55099 Mainz, Germany

³GSI Helmholtzzentrum für Schwerionenforschung GmbH, 64291 Darmstadt, Germany

⁴Department of Physics, University of California, Berkeley, CA 94720, USA

⁵School of Physics, University of New South Wales, Sydney 2052, Australia

⁶Department of Physics and Astronomy, University of Delaware, Newark, Delaware 19716, USA

Forbidden atomic transitions provide some of the most stringent low-energy tests of physics beyond the Standard Model, with sensitivity set by the interplay between the sought-for signals and systematics suppressed by symmetry. Here we identify the previously unobserved $4f^6 6s^2 \ ^5D_0$ level of neutral samarium at $14\,564.90(2)\text{ cm}^{-1}$, opening the $^7F_0 \rightarrow \ ^5D_0$ inner-shell transition for precision spectroscopy. Candidate lines extracted from dual-comb absorption spectra were assigned using double-resonance population-depletion and sequential-excitation measurements. The observed pressure broadening, $0.12(2)\text{ MHz/torr}$, and pressure shift, $0.145(4)\text{ MHz/torr}$, indicate an inner-shell $4f$ -transition shielded from external perturbations. Many-body calculations predict a $\sim 120\text{ ms}$ metastable lifetime (quality factor $Q \sim 3 \times 10^{14}$), large sensitivity coefficients for variation of the fine-structure constant, and a nuclear-spin-dependent parity-violation amplitude comparable to that of cesium. Crucially, the $J = 0 \rightarrow J = 0$ selection rule suppresses by symmetry both the nuclear-spin-independent parity-violation channel and the M1 and E2 backgrounds that complicated previous heavy-atom experiments, yielding a uniquely clean window onto the nuclear anapole moment. The two stable spin-7/2 isotopes of samarium provide a remarkable opportunity to largely cancel atomic-structure uncertainties by measuring the ratio of parity-violation effects in the two isotopes. These results establish neutral samarium as a platform for inner-shell precision spectroscopy and tests of physics beyond the Standard Model.

Introduction: Fundamental but subtle atomic effects, such as parity violation (PV) manifest themselves as a contribution to forbidden transition amplitudes. To study such effects, one seeks atomic systems where the sought-for effects are enhanced, while parasitic systematic effects are suppressed. Here, we present such a system in samarium as a platform for searching for beyond-standard-model physics.

Extensive studies of samarium spectra were carried out in the past. Early on, traditional absorption and emission spectroscopy were employed to obtain data on low-lying states of the atom (see the discussion and references in [1, 2]). With the development of laser spectroscopy, the focus switched to the studies of high-lying even- [3–7] and odd-parity states [8, 9], autoionizing states [10–13], Rydberg states [14], and the ionization potential [15, 16]. However, the available spectroscopic data on atomic samarium are far from complete.

In the 1980s, it was suggested [18] that the low-lying states $4f^6 6s^2 \ ^5D_J$ ($J = 0 - 4$), not experimentally identified at that time, could be of interest for parity violation (PV) experiments due to a possible enhancement of the PV effects. This interest is motivated by the possible existence of a nearby opposite-parity level (see Fig. 1) and by the presence of a long isotopic chain that includes both deformed and spherical spin-zero nuclei, as well as iso-

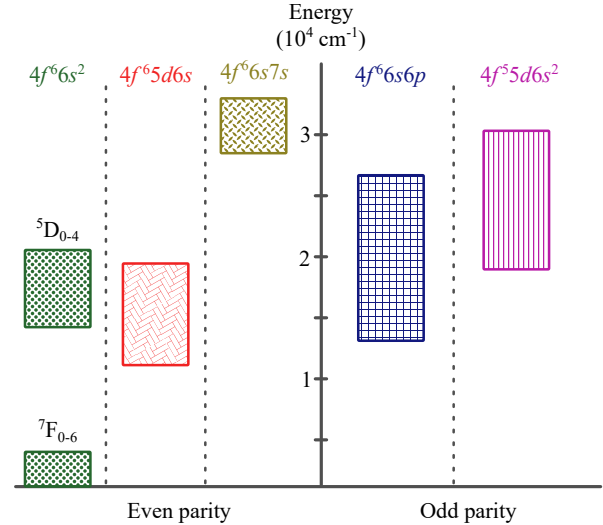


FIG. 1. Known and relevant electronic configurations of samarium and their corresponding energy ranges. The ionization limit [17] is $45\,519.69\text{ cm}^{-1}$. The 5D levels indicated in the figure are designated in [17] as 5D_3 .

topes with nonzero nuclear spin, enabling a broad range of PV studies, including measurements of nuclear spin-dependent (NSD) PV effects.

Motivated by this proposal, a search for these states was undertaken, and three of them 5D_1 , 5D_2 , 5D_3 were found [2].

However, experimental attempts to measure PV in the

* Contact author: aramyanr@uni-mainz.de

† Contact author: kzhang@uni-mainz.de

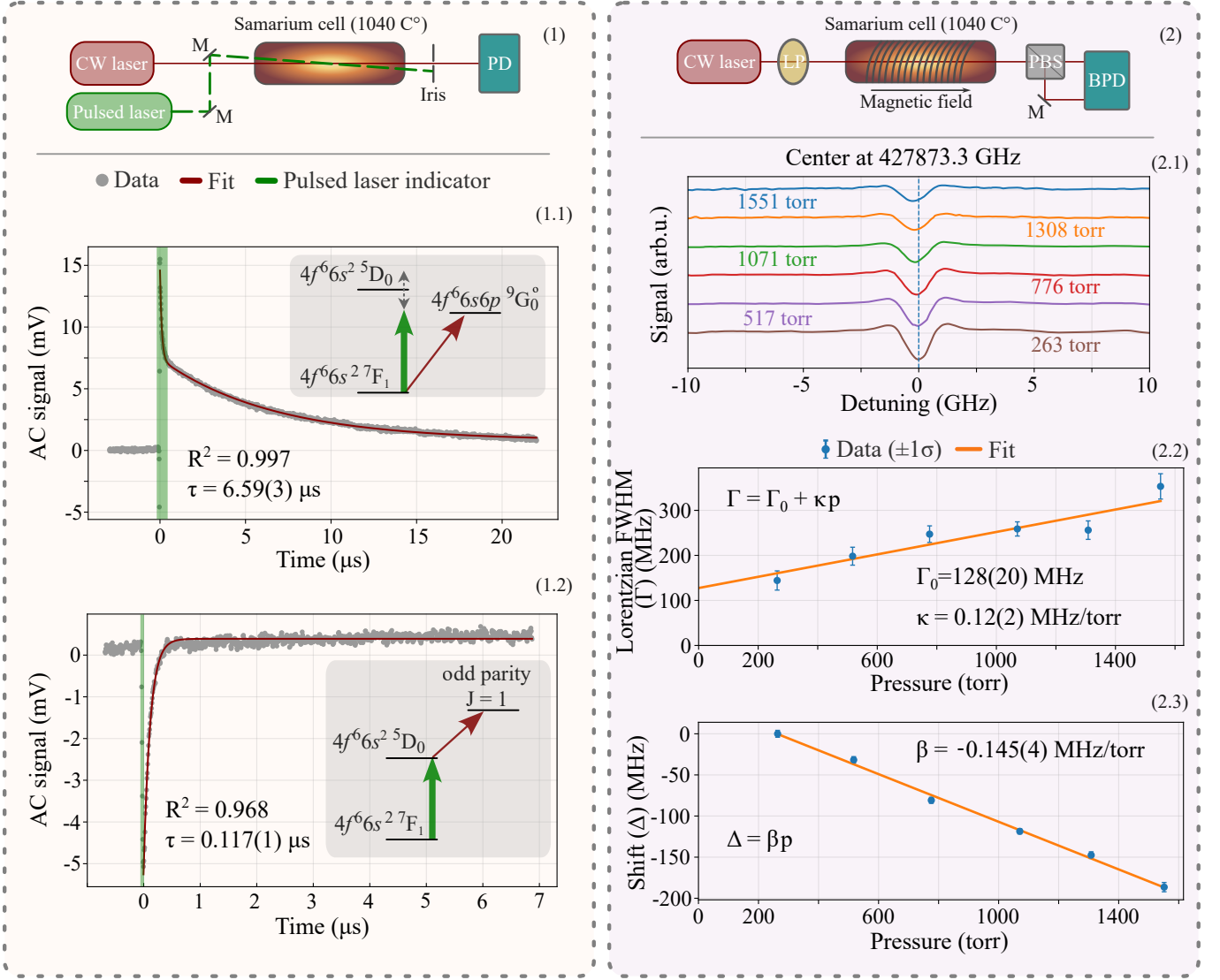


FIG. 2. Spectroscopic level assignment and pressure-broadening measurement. (1) Setup for population-depletion and sequential-excitation spectroscopy. In (1.1), the positive transient signal reflects depletion of the $4f^66s^2{}^7F_1$ population; in (1.2), the negative transient signal reflects induced absorption from the populated candidate upper state. The zero level denotes the AC baseline of the CW-probe signal. The decay times are likely limited by atomic transit in (1.1) and by optical pumping/depletion in (1.2). (2) Setup for pressure-dependent Faraday-rotation spectroscopy. All pressures were measured with an uncertainty of ± 15 torr. M: mirror; PD: photodetector; LP: linear polarizer; PBS: polarizing beam splitter; BPD: balanced photodetector.

identified $4f^66s^2{}^7F \rightarrow 4f^66s^2{}^5D$ magnetic-dipole (M1) transitions were unsuccessful [19, 20]. This was later explained [21] by noting that the expectations of PV enhancement had been based on erroneous identifications of the configuration and term assignments of some of the Sm I levels, which have since been corrected in [17].

The energies of the $4f^66s^2{}^5D_0$ and 5D_4 states in samarium were hitherto experimentally unknown. The identification of these levels could reinvigorate the search for atomic PV in Sm due to a particularly attractive experimental scheme suggested below.

In particular, the 5D_0 state is a low-lying level [22]. It has only a few possible electric-dipole (E1) decay chan-

nels, with small energy separations on the order of a few hundred cm^{-1} . This suggests that this is likely a long-lived metastable level. In addition, transitions within the f shell are well shielded from environmental perturbations. Taken together with the existence of nearby opposite-parity levels, these properties make the 5D_0 state particularly promising for applications in atomic clocks, high-precision spectroscopy, isotope-shift measurements, and atomic parity violation (APV) experiments.

Experiment: In this work, we identified the 5D_0 level of samarium by starting with the candidate lines in the recorded dual-frequency-comb absorption spec-

tra of an atomic vapor [23] that did not match transitions between the known levels [17]. We identified the $4f^66s^2{}^7F_1 \rightarrow 4f^66s^2{}^5D_0$ M1 transition and its upper level at $14\,564.90(2)\text{ cm}^{-1}$ using double-resonance population-depletion and sequential excitation spectroscopy, see Fig. 2(1), to filter transitions from the 7F_1 to upper states with even parity, and Faraday rotation spectroscopy to measure the pressure broadening and shift of the ${}^7F \rightarrow {}^5D$ transition as, correspondingly, $\approx 0.12\text{ MHz/torr}$ and $\approx 0.14\text{ MHz/torr}$. Details on the experimental methods can be found in the Sec. A.

Theory: There are two efficient approaches to the calculations for complex atoms with many electrons in open shells: diagonalization of the large-size configuration interaction (CI) matrix and combination of the CI method with perturbation theory, where the contribution of the states with high energy is treated using many-body perturbation theory methods [24, 25]. Results of both approaches for Sm PV agree with reasonable accuracy. Details of the calculations are presented in Sec. B.

Parity violation: The presence of nearby opposite-parity $J = 0$ and $J = 1$ states close to the $4f^66s^2{}^5D_0$ level enables studies of both nuclear-spin-independent (NSI) and NSD PV. The $4f^66s^2{}^7F_1 \rightarrow 4f^66s^2{}^5D_0$ transition can contain both NSI- and NSD-PV contributions, whereas the $4f^66s^2{}^7F_0 \rightarrow 4f^66s^2{}^5D_0$ transition is free from NSI-PV contributions. The latter transition amplitude is therefore the central focus of this work. Of central interest in this work is the $4f^66s^2{}^7F_0 \rightarrow 4f^66s^2{}^5D_0$ PV transition amplitude. The Hamiltonian describing the nuclear spin-dependent PV electron-nuclear interaction can be presented as:

$$H_{\text{NSD}} = \frac{G_F \kappa}{\sqrt{2} I} \boldsymbol{\alpha} \mathbf{I} \rho(\mathbf{r}), \quad (1)$$

where $G_F \approx 2.2 \times 10^{-14}$ a.u. is the Fermi constant of the weak interaction, κ is the dimensionless coupling constant, $\boldsymbol{\alpha}$ are Dirac matrices, \mathbf{I} is the nuclear spin, and $\rho(\mathbf{r})$ is the nuclear density distribution. There are three contributions to the interaction constant κ : the nuclear anapole moment [26–28], Z-boson exchange between electron and nucleus [29], and a combination of the NSD interaction mediated by Z-boson exchange (proportional to the nuclear weak charge) and hyperfine interaction [30]. The formulas and values for all three contributions are presented in Sec. C.

The nuclear anapole moment is produced by PV nuclear forces and is expected to give a dominant contribution to NSD PV in atoms. Thus, we have a possibility to investigate parity-violating nuclear forces in atomic experiments.

PV nuclear forces are usually described in terms of the meson exchange theory. In the case of a valence proton (like in ${}^{133}\text{Cs}$), the PV nuclear potential is proportional to the sum of the ρ -meson and pion contributions, while in the case of a valence neutron (like in ${}^{147}\text{Sm}$ and ${}^{149}\text{Sm}$) this is the difference of ρ -meson and pion contributions. This makes the neutron case especially sensitive to the

pion-nucleon PV interaction constant. The value of this constant was debated for many years, and it is still poorly known. Here, a Sm PV experiment can give an important result.

Our calculations give the following value of the reduced NSD PV transition amplitude:

$$\langle {}^5D_0 I || d_{\text{NSD}} || {}^7F_0 I \rangle \approx 3 \times 10^{-13} i \kappa |e| a_0. \quad (2)$$

Details of the calculations are presented in Sec. B 4. This value is comparable to NSD contribution to PV amplitude in Cs [28, 31]. Note that the ratio of PV effects in ${}^{147}\text{Sm}$ and ${}^{149}\text{Sm}$ is insensitive to uncertainties in atomic calculations. This may be an important advantage compared to Cs, which has only one stable isotope.

APV was the main original motivation for searching for the $4f^66s^2{}^5D$ states [2, 18]. The analysis of the spectrum was considerably revised in line of the results [21], which explained why the early attempts [19, 20, 32, 33] to measure parity-violating optical rotation on the $4f^66s^2{}^7F \rightarrow 4f^66s^2{}^5D$ transitions found in [2, 34] were unsuccessful.

Here, we propose a different experiment based on the Stark interference technique introduced by the Bouchiat [35] and successfully employed by the JILA group [31, 36] in the most precise APV experiment with Cs and by our group in Mainz [37, 38] for the measurement of APV in an isotopic chain of Yb.

We suggest searching for a parity-violating transition amplitude of the highly forbidden $4f^66s^2{}^7F_0 \rightarrow 4f^66s^2{}^5D_0$ transition. It becomes weakly allowed due to PV and Stark mixing of the $4f^66s^2{}^5D_0$ state with the $4f^66s6p{}^9F_1$ odd-parity state 299 cm^{-1} above (Fig. 3 a). A particularly attractive feature of this transition is that there are no background M1 or E2 amplitudes of transitions between states with $J = 0$. There are small M1 and E2 amplitudes that arise due to hyperfine interactions that mix the states (in particular $4f^66s^2{}^5D_0$) with states of the same (even) parity and $J = 1$ and 2 (see Sec. B 5). These are additionally suppressed due to the smallness of the hyperfine constants in the $4f^66s^2$ states [39]. The ratio of the NSD-PV amplitude to the HFS-induced background amplitude in Sm is three orders of magnitude larger than the ratio of the NSD-PV amplitude to the background amplitude in Cs. This should significantly reduce systematic effects related to the background amplitude.

A possible experimental scheme can be similar to those of the C. Wieman group experiment [36] with Cs relying on the rotational invariant $\vec{\sigma} \cdot \vec{E} \times \vec{B}$ or the Berkeley/Mainz experiment [38] with Yb with the rotational invariant

$$(\vec{\epsilon} \cdot \vec{B})(\vec{\epsilon} \cdot \vec{E} \times \vec{B}). \quad (3)$$

Here $\vec{\sigma}$ and $\vec{\epsilon}$ describe circular and linear polarizations of the light exciting the respective forbidden transitions and \vec{E} and \vec{B} are (quasi)static electric and magnetic fields applied to the atoms. The form of these rotational invariants can be traced to their origin, related to the interference of the PV and Stark-induced transition amplitudes.

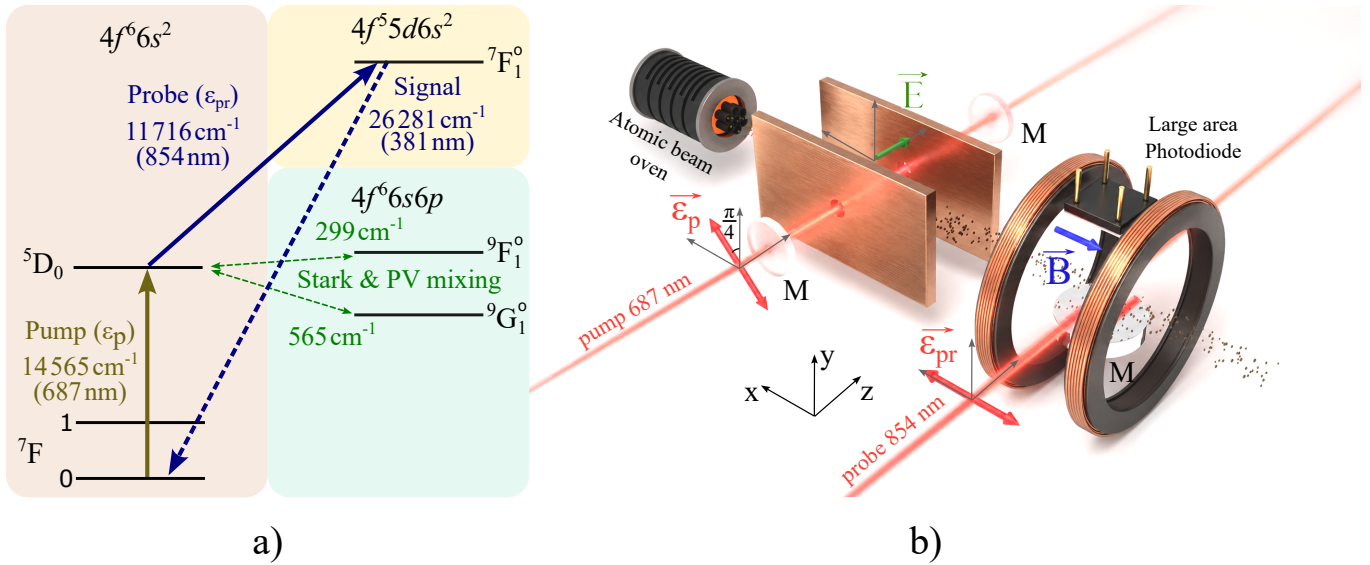


FIG. 3. (a) Energy level diagram of samarium illustrating the atomic states relevant to the APV experiment, along with their energy separations. (b) Proposed experimental geometry: an atomic beam interacts with the pump ($\vec{\epsilon}_p$) and probe ($\vec{\epsilon}_{pr}$) fields in the presence of applied electric (\vec{E}) and magnetic (\vec{B}) fields; the 381 nm fluorescence signal is detected with a photodiode. M: mirror; the mirrors adjacent to the electrodes form a power-buildup cavity to enhance the optical path length.

The reason for the magnetic field appearing in these invariants is that the PV effect would average to zero if summed over all Zeeman components [40].

In the present case, because $J = 0$ levels only shift due to nuclear magnetism, considerable Zeeman shifts may only be achieved during the probe stage of the experiments when the population of the $4f^6 6s^2 5D_0$ is analyzed by laser excitation to a higher state detection of fluorescence, see a possible scheme depicted in Fig. 3a.

There is also an alternative to using a magnetic field that corresponds to the rotational invariant

$$(\vec{\epsilon}_p \cdot \vec{\epsilon}_{pr})(\vec{\epsilon}_p \cdot \vec{E} \times \vec{\epsilon}_{pr}). \quad (4)$$

Here $\vec{\epsilon}_p$ and $\vec{\epsilon}_{pr}$ are the light-polarization vectors for the pump and probe light, respectively. A corresponding experiment is sketched in Fig. 3b.

In contrast to the transitions in other atomic systems where PV has been studied before, the PV amplitude of the Sm $4f^6 6s^2 7F_0 \rightarrow 4f^6 6s^2 5D_0$ transition arises exclusively due to the NSD PV effects, which are typically two orders of magnitude smaller than the (here absent) nuclear spin-independent amplitude. Indeed, weak interactions only mix states of the same total angular momentum F and its projection m_F . In the absence of nuclear spin I the mixing is between $J = 0$ states and the E1 amplitude is forbidden.

The measurement in the Sm system can be strongly motivated by the following:

- Thus far, NSD PV has only been detected in a single ^{133}Cs system and only in one experiment [31].
- In Sm, there are two stable isotopes, ^{147}Sm and ^{149}Sm (the nuclear spin is $I = 7/2$ for both), where

measurements can be performed in the same experiment and compared. Note that the ratio of the measured values of κ in ^{147}Sm and ^{149}Sm is insensitive to errors in atomic calculations of the PV amplitude. This will provide a clean test of the theory of *nuclear* PV.

- In both these isotopes, the unpaired nucleon is a neutron, as opposed to an unpaired proton in Cs. These systems are thus complementary.
- Systematic effects in the Sm experiment are expected to be more tractable than in other systems due to the absence of the nuclear spin-independent PV background and the relative smallness of the background M1 and E2 transition amplitudes (at least two orders of magnitude smaller than in Cs) that are nonzero only due to hyperfine interaction-induced mixing. An additional handle is that, for example, the induced E2 transition amplitudes and the associated systematics should be proportional to the quadrupole moments of $^{147,149}\text{Sm}$, which are of opposite sign and different in magnitude by a factor of 3.6; see Sec. B 5.

Beyond its application to the NSD PV experiment, the newly identified state opens further opportunities for precision measurements and searches for physics beyond the Standard Model, including atomic clocks, nonlinear isotope shifts, and searches for variation of the fine-structure constant α , as discussed below. Possible laser-cooling schemes for atomic samarium are also considered.

Atomic clocks: There is only one possible E1 decay channel from the newly found $5D_0$ state, namely to the

${}^9G_1^o$ state, which contains approximately 4% an admixture of the ${}^7F^o$ term [17]. The calculated rate of this decay is much lower than that of the M1 decay back to the 7F_1 state, yielding a total lifetime of about 120 ms. This corresponds to a natural linewidth of 1.3 Hz. With the M1-transition frequency corresponding to $14\,272.32\text{ cm}^{-1}$ ($\nu \approx 4.28 \times 10^{14}\text{ Hz}$), the resulting quality factor is $Q = \nu/\Delta\nu \approx 3 \cdot 10^{14}$, typical for atomic lattice clocks [41].

The most accurate lattice clocks [42, 43] utilize $J = 0 \rightarrow J' = 0$ forbidden transitions in Sr and Yb that become weakly allowed due to hyperfine-structure (HFS)-induced mixing. Such transitions are insensitive to first-order Zeeman shifts. However, the clock transitions $5s^2 \rightarrow 5s5p$ in Sr and $6s^2 \rightarrow 6s6p$ in Yb involve excitation of outer-shell electrons, which are not shielded from external perturbations. As a result, their performance is not limited by the natural linewidth of the transition, but rather by environmental effects such as electric-field (Stark) shifts and collisional interactions. In this context, the Yb $4f \rightarrow 5d$ transition has attracted significant interest in recent years [44–46], owing to its partial shielding and consequently relatively reduced sensitivity to external fields.

In contrast, the Sm transition from the ground state to the 5D_0 state occurs entirely within the $4f$ shell, and the $4f$ electrons are shielded from external perturbations. As an example, when samarium ions are embedded in a host solid matrix (e.g., SrF_2), the transition exhibits low differential sensitivity to crystal-field effects, and correspondingly low inhomogeneous broadening [47]. It is therefore promising for applications in portable solid-state atomic clocks. An exact analog of this Sm transition also occurs in Eu^{3+} ions in solids, where the $4f^6 {}^7F_0 \rightarrow 4f^6 {}^5D_0$ transition has an exceptionally narrow linewidth allowing one to resolve the hyperfine structure [48], allowing for optical pumping of nuclear hyperpolarization [49].

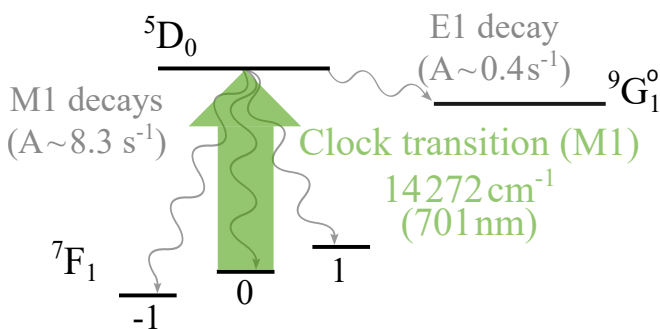


FIG. 4. Candidate clock transition at $14\,272\text{ cm}^{-1}$ (701 nm), along with the decay channels from the 5D_0 state and their corresponding Einstein A coefficients.

In contrast to optical lattice clocks based on transitions between opposite-parity states, where the $J = 0 \rightarrow J' = 0$ transition acquires an E1 amplitude through HFS mixing, the same-parity transition considered here can

gain strength via M1 or E2 admixture from nearby same-parity states. The dominant contribution is expected to arise from the nearby 7P_2 state, separated by only 14.4 cm^{-1} , via E2 hyperfine mixing, and the ${}^7F_0 \rightarrow {}^7P_2$ transition is E2-allowed. Other nearby states, with energy separations on the order of hundreds of cm^{-1} , may also contribute; however, their effect is expected to be orders of magnitude smaller due to the inverse scaling of the mixing amplitude with energy separation. Consequently, the induced E2 transition rate is expected to remain smaller than that of the ${}^7F_1 \rightarrow {}^5D_0$ M1 transition rate and is only accessible in isotopes with nonzero nuclear spin, namely ${}^{147}\text{Sm}$ and ${}^{149}\text{Sm}$, which have natural abundances of 15% and 13.8%, respectively. It is possible to use the ${}^7F_1 \rightarrow {}^5D_0$ transition for a clock by applying an external magnetic field to lift the Zeeman degeneracy, see Fig. 4. This enables the selection of the $m_J = 0 \rightarrow m'_J = 0$ transition, which is immune to first-order Zeeman shifts. Repumping among the Zeeman sublevels can be achieved via excitation on the ${}^7F_1 \rightarrow {}^7F_0^o$ transition at 454 nm, with the odd-parity upper level at $22\,041.02\text{ cm}^{-1}$. This transition is among the strongest in the samarium spectrum, with an experimentally measured transition probability of $96(5) \times 10^6\text{ s}^{-1}$ [50]. The ${}^7F_1 \rightarrow {}^7F_0^o$ transition may also be suitable for laser cooling, which is required for lattice-clock applications involving trapped Sm atoms. We have calculated the decay rates from the ${}^7F_0^o$ state and find that the dominant decay channel is to the 7F_1 ground state. In addition, there are seven weaker decay channels to other states, which are discussed in Sec. D.

Cooling is essential for a number of experiments, such as isotope-shift measurements. These have recently attracted significant interest, particularly in studies of nonlinear effects in the King plot for isotope shifts (IS) as probes of new physics [51–53]. However, such searches may be hindered by “old-physics” nonlinearities, which, in fact, were first observed and studied in Sm I [54] and explained by second-order IS effects. The ${}^7F_1 \rightarrow {}^5D_0$ transition is particularly interesting for this type of research, as the field shift is expected to be negligible, so that the isotope shift is expected to be dominated by the (anomalous) mass shift. Such mass shifts are a probe of electron correlations [55].

Variation of fundamental constants: In recent years, research attention has been drawn to testing the temporal stability of fundamental constants such as the fine structure constant α , see, for example, reviews [56, 57]. Both slow drift on astronomical time scales and fast oscillations [58] have been considered, which may arise due to the presence of ultralight bosonic dark matter field [59]. One possible manifestation of the variation of α with respect to its reference value α_0 is a change in the energy of an atomic state \mathcal{E}_i :

$$\Delta\mathcal{E}_i = q_i \cdot \left[\left(\frac{\alpha}{\alpha_0} \right)^2 - 1 \right], \quad (5)$$

where q_i is the sensitivity coefficient for the corre-

sponding state. The calculated sensitivity coefficients for several states of Sm are listed in Table I. A pos-

TABLE I. Calculated coefficients for the sensitivity of the energies of the listed states to variations of the fine-structure constant α . The uncertainty of the calculation is $\approx 10\%$.

Config.	Term	Energy (cm ⁻¹)	q_i (cm ⁻¹)
$4f^6 6s^2$	7F_0	0	0
$4f^6 6s^2$	7F_1	292.58	321
$4f^6 6s 5d$	9H_1	10 801.10	5111
$4f^6 6s 5d$	7P_2	14 550.50	6091
$4f^6 6s^2$	5D_0	14 564.90	-3529

sible experiment taking advantage of the newly found 5D_0 state could be a precise frequency comparison of the $4f^6 6s^2 ^7F_1 \rightarrow 4f^6 6s^2 ^5D_0$ M1 transition and the $4f^6 6s^2 ^7F_1 \rightarrow 4f^6 5d 6s ^7P_2$ E2 transition. The lifetime of the $4f^6 6s^2 ^5D_0$ state is calculated to be ≈ 120 ms, while the lifetime of the $5d 6s ^7P_2$ state is on the order of 1 s. Thus, both states are long-lived, and the intrinsic linewidths of both transitions are narrow.

The energy separation between these two upper states (and thus the transition energies) is $\Delta\mathcal{E} = 14.4$ cm⁻¹. For the detection of slow variations, a particularly attractive possibility is the realization of a dual Sm atomic clock based on two clock transitions sharing the same lower state. Comparing the outputs of the two clocks yields a differential sensitivity

$$q = q(^7P_2) - q(^5D_0) = 9620 \text{ cm}^{-1}. \quad (6)$$

Such a scheme benefits from common experimental infrastructure, reduced sensitivity to shifts of the shared lower state, and the involvement of shielded electronic shells, making the transitions comparatively insensitive to external perturbations. Another possibility is direct spectroscopy of the 0.43 THz transition between the 5D_0 and 7P_2 states. Due to the small transition frequency, this transition exhibits a large enhancement factor

$$\mathcal{K} = \frac{2q}{\Delta\mathcal{E}} = 1336, \quad (7)$$

which characterizes the sensitivity of the transition frequency ω to variation of the fine-structure constant α , $\delta\omega/\omega = \mathcal{K}\delta\alpha/\alpha$. The low transition frequency would also result in a reduced Doppler width.

This system can also be used for the search for fast variations of fundamental constants produced by dark

matter field [58] along the lines of what was done in [60] with a Cs transition. For example, using the $4f^6 6s^2 ^7F_1 \rightarrow 4f^6 6s^2 ^5D_0$ M1 transition, a similar experiment will be more sensitive by a factor of ≈ 2.4 due to the greater sensitivity factor q . *Conclusion:* We report the first experimental identification of the previously unobserved $4f^6 6s^2 ^5D_0$ level in neutral samarium at 14 564.90(2) cm⁻¹. The observed small pressure broadening (0.12(2) MHz/torr) and shift (0.145(4) MHz/torr) of a transition from the ground term to this level indicate that this transition indeed occurs within the $4f$ shell and is effectively shielded by outer electrons, resulting in reduced sensitivity to external perturbations.

Our theoretical analysis shows that this state has a single allowed E1 decay channel with a transition rate much smaller than the competing M1 decay back to the ground-term 7F_1 level, yielding a lifetime of approximately 120 ms. The corresponding quality factor (10^{14}) is comparable to those of state-of-the-art optical clock transitions, while benefiting from the intrinsic shielding characteristic of $4f \rightarrow 4f$ transitions.

A possible laser cooling transition has been identified. Although several decay channels introduce leakage to metastable “traps”, most are weak and tolerable, while the remaining traps are accessible with modern laser technology, enabling efficient repumping. Such a cooling scheme would enable a range of applications, including precise lifetime measurements, studies of isotope shift (primarily dominated by the anomalous mass shift), and the development of samarium-based optical frequency standards.

Furthermore, we calculate the reduced NSD PV amplitude for the $4f^6 6s^2 ^7F_0 \rightarrow 4f^6 6s^2 ^5D_0$ transition (Eq. 2) and find it to be comparable in magnitude to that of Cs, the only atomic system in which an NSD-PV signal has been detected so far, and only once. Importantly, the NSD PV signal in samarium is free from NSI contributions, allowing for a direct probe of the NSD effect. We also provide rotational invariants suitable for experimental implementation in parity violation measurements.

The 5D_0 state exhibits a sensitivity coefficient to variations of the fine-structure constant α of -3529 cm⁻¹, along with a nearby same-parity level with a coefficient of 6091 cm⁻¹. This combination makes samarium a promising candidate for self-referenced searches for temporal variation of α .

Overall, these results establish neutral samarium as a versatile platform for precision spectroscopy in complex open- $4f$ systems, with potential for applications in optical clocks, tests of fundamental symmetries, and searches for physics beyond the Standard Model.

[1] W. Martin, R. Zalubas, and L. Hagan, *Atomic Energy Levels - The Rare-Earth Elements: The Spectra of Lan-*

thanum, Cerium, Praseodymium, Neodymium, Prome-

- thium, Samarium, Europium, Gadolinium, Terbium, Dysprosium, Holmium, Erbium, Thulium, Ytterbium, and Lutetium* (National Bureau of Standards, 1978).
- [2] L. M. Barkov, D. A. Melik-Pashaev, and M. S. Zolotarev, *Laser spectroscopy of atomic samarium*, Tech. Rep. IYaF-88-142 (Institute of Nuclear Physics, USSR, 1988).
 - [3] A. Pulhani, M. Shah, V. Dev, and B. Suri, High-lying even-parity excited levels of atomic samarium, *JOSA B* **22**, 1117 (2005).
 - [4] M. Li, C.-J. Dai, and J. Xie, Even-parity states of the sm atom with stepwise excitation, *Chinese Physics B* **20**, 063204 (2011).
 - [5] A. I. Gomonai and E. Y. Remeta, Investigation of highly excited states of samarium, *Optics and Spectroscopy* **112**, 15 (2012).
 - [6] M. L. Shah, A. C. Sahoo, A. K. Pulhani, G. P. Gupta, B. M. Suri, and V. Dev, Investigations of high-lying even-parity energy levels of atomic samarium using simultaneous observation of two-color laser-induced fluorescence and photoionization signals, *European Physical Journal D* **68**, 235 (2014).
 - [7] A. Sahoo, P. Mandal, M. Shah, and V. Dev, Investigation of high-lying even-parity levels of atomic samarium with multi-color photoionization technique: Energies and radiative lifetimes, *Journal of Quantitative Spectroscopy and Radiative Transfer* **241**, 106714 (2020).
 - [8] G. Feng, D. Chang-Jian, and Z. Hong-Ying, Studies on odd-parity states of the sm atom, *Chinese Physics B* **17**, 3655 (2008).
 - [9] M. Li, C. Dai, and J. Xie, A study on odd-parity high-lying states of the sm atom with three-color resonant excitation, *Science China: Physics, Mechanics and Astronomy* **54**, 1124 (2011).
 - [10] H. Sufen, M. Shimin, Z. Sen, C. Xing, and X. Yunfei, Observation and measurement of the autoionization spectra of atomic samarium, *Chinese Physics Letters* **6**, 64 (1989).
 - [11] Q. Wen-Jie, D. Chang-Jian, X. Ying, and Z. Hong-Ying, Investigation of autoionization spectra of sm atoms using an isolated-core excitation method, *Chinese Physics B* **18**, 1833 (2009).
 - [12] W. Qin, C. Dai, and Y. Xiao, The study of autoionizing states of the samarium atom, *Journal of Quantitative Spectroscopy and Radiative Transfer* **111**, 997 (2010).
 - [13] W.-J. Qin, C.-J. Dai, and Y. Xiao, Multistep excitation of autoionizing states of the samarium atom, *Journal of Quantitative Spectroscopy and Radiative Transfer* **111**, 63 (2010).
 - [14] T. Jayasekharan, M. A. N. Razvi, and G. L. Bhale, Even-parity bound and autoionizing rydberg series of the samarium atom, *Journal of Physics B: Atomic, Molecular and Optical Physics* **33**, 3123 (2000).
 - [15] K. Wendt, T. Gottwald, C. Mattolat, and S. Raeder, Ionization potentials of the lanthanides and actinides – towards atomic spectroscopy of super-heavy elements, *Hyperfine Interactions* **227**, 10.1007/s10751-014-1041-8 (2014).
 - [16] E. F. Worden, R. W. Solarz, J. A. Paisner, and J. G. Conway, First ionization potentials of lanthanides by laser spectroscopy, *J. Opt. Soc. Am.* **68**, 52 (1978).
 - [17] A. Kramida, Y. Ralchenko, J. Reader, and NIST ASD Team, *NIST Atomic Spectra Database (version 5.12)*, National Institute of Standards and Technology, Gaithersburg, MD (2024), online; accessed for Sm I level data.
 - [18] V. Dzuba, V. Flambaum, and I. Khriplovich, Enhancement of P-and T-nonconserving effects in rare-earth atoms, *Zeitschrift für Physik D Atoms, Molecules and Clusters* **1**, 243 (1986).
 - [19] I. O. G. Davies, P. E. G. Baird, P. G. H. Sandars, and T. D. Wolfenden, On the feasibility of detecting parity non-conserving optical rotation at 639 nm in Sm I, *Journal of Physics B: Atomic, Molecular and Optical Physics* **22**, 741 (1989).
 - [20] T. D. Wolfenden and P. E. G. Baird, An experimental search for enhanced parity non-conserving optical rotation in samarium, *Journal of Physics B: Atomic, Molecular and Optical Physics* **26**, 1379 (1993).
 - [21] S. Rochester, C. J. Bowers, D. Budker, D. DeMille, and M. Zolotarev, Measurement of lifetimes and tensor polarizabilities of odd-parity states of atomic samarium, *Phys. Rev. A* **59**, 3480 (1999).
 - [22] D. R. Beck and S. M. O'Malley, Improved RCI techniques for atomic $4f^n$ excitation energies: application to Sm I $4f^6 6s^2 \ ^5D_J$ levels, *Journal of Physics B: Atomic, Molecular and Optical Physics* **43**, 215003 (2010).
 - [23] R. Aramyan, O. Tretiak, S. S. Sahoo, and D. Budker, Enhanced multichannel dual-comb spectroscopy of complex systems, *Phys. Rev. Appl.* **24**, L021002 (2025).
 - [24] V. A. Dzuba, V. V. Flambaum, and M. G. Kozlov, Combination of the many-body perturbation theory with the configuration-interaction method, *Phys. Rev. A* **54**, 3948 (1996).
 - [25] V. A. Dzuba, J. C. Berengut, C. Harabati, and V. V. Flambaum, Combining configuration interaction with perturbation theory for atoms with a large number of valence electrons, *Phys. Rev. A* **95**, 012503 (2017).
 - [26] V. V. Flambaum and I. B. Khriplovich, P-odd nuclear forces as a source of parity nonconservation in atoms, *Zh. Eksp. Teor. Phys.* **79**, 1656 (1980), [*Sov. Phys. JETP* **52**, 835 (1980)].
 - [27] V. V. Flambaum, I. B. Khriplovich, and O. P. Sushkov, Nuclear anapole moment, *Phys. Lett. B* **146**, 367 (1984).
 - [28] V. V. Flambaum and D. W. Murray, Anapole moment and nucleon weak interactions, *Phys. Rev. C* **56**, 1641 (1997).
 - [29] V. N. Novikov, O. P. Sushkov, V. V. Flambaum, and I. B. Khriplovich, Possibility to investigate weak neutral current structure in optical transition of heavy atoms, *Sov. Phys. JETP* **46**, 420 (1977).
 - [30] V. V. Flambaum and I. B. Khriplovich, New bounds on the electric dipole moment of the electron and on t-odd electron-nucleon coupling, *Sov. Phys. JETP* **89**, 1505 (1985).
 - [31] C. S. Wood, S. C. Bennett, D. Cho, B. P. Masterson, J. L. Roberts, C. E. Tanner, and C. E. Wieman, Measurement of parity nonconservation and an anapole moment in cesium, *Science* **275**, 1759 (1997).
 - [32] R. B. Warrington, D. M. Lucas, D. N. Stacey, and C. D. Thompson, Atomic parity non-conservation: Recent measurements in bismuth and samarium, *Physica Scripta* **T59**, 424 (1995).
 - [33] D. M. Lucas, R. B. Warrington, D. N. Stacey, and C. D. Thompson, Search for parity nonconserving optical rotation in atomic samarium, *Physical Review A* **58**, 3457 (1998).
 - [34] L. M. Barkov, M. S. Zolotarev, and D. A. Melik-Pashaev,

- Study of the $4f^6 6s^2 {}^7F \rightarrow 4f^6 6s^2 {}^5D$ forbidden transitions of atomic samarium, *Optics and Spectroscopy (USSR)* **66**, 288 (1989), english translation of *Opt. Spektrosk.* **66**, 495 (1989).
- [35] M. A. Bouchiat and C. Bouchiat, Parity violation induced by weak neutral currents in atomic physics. part II, *Journal de Physique* **36**, 493 (1975).
- [36] C. S. Wood, S. C. Bennett, J. L. Roberts, D. Cho, and C. E. Wieman, Precision measurement of parity nonconservation in cesium, *Canadian Journal of Physics* **77**, 7 (1999).
- [37] D. Antypas, A. Fabricant, J. E. Stalnaker, K. Tsigutkin, V. V. Flambaum, and D. Budker, Isotopic variation of parity violation in atomic ytterbium, *Nature Physics* **15**, 120 (2018).
- [38] D. Antypas, A. M. Fabricant, J. E. Stalnaker, K. Tsigutkin, V. V. Flambaum, and D. Budker, Isotopic variation of parity violation in atomic ytterbium: Description of the measurement method and analysis of systematic effects, *Physical Review A* **100**, 012503 (2019).
- [39] W. J. Childs and L. S. Goodman, Reanalysis of the hyperfine structure of the $4f^6 6s^2 {}^7F$ Multiplet in $^{147,149}\text{Sm}$, including measurements for the 7F_6 State, *Physical Review A* **6**, 2011 (1972).
- [40] I. B. Khriplovich, *Parity Nonconservation in Atomic Phenomena* (Gordon and Breach, New York, 1991).
- [41] A. D. Ludlow, M. M. Boyd, J. Ye, E. Peik, and P. O. Schmidt, Optical atomic clocks, *Reviews of Modern Physics* **87**, 637 (2015).
- [42] A. Aeppli, K. Kim, W. Warfield, M. S. Safronova, and J. Ye, Clock with 8×10^{-19} systematic uncertainty, *Physical Review Letters* **133**, 023401 (2024).
- [43] N. Hinkley, J. A. Sherman, N. B. Phillips, M. Schioppo, N. D. Lemke, K. Beloy, M. Pizzocaro, C. W. Oates, and A. D. Ludlow, An atomic clock with 10^{-18} instability, *Science* **341**, 1215 (2013).
- [44] V. A. Dzuba, V. V. Flambaum, and S. Schiller, Testing physics beyond the standard model through additional clock transitions in neutral ytterbium, *Physical Review A* **98**, 022501 (2018).
- [45] T. Ishiyama, K. Ono, T. Takano, A. Sunaga, and Y. Takahashi, Observation of an inner-shell orbital clock transition in neutral ytterbium atoms, *Physical Review Letters* **130**, 153402 (2023).
- [46] T. Ishiyama, K. Ono, H. Kawase, T. Takano, R. Asano, A. Sunaga, Y. Yamamoto, M. Tanaka, and Y. Takahashi, Orders-of-magnitude improvement in precision spectroscopy of an inner-shell orbital clock transition in neutral ytterbium, *Nature Photonics* [10.1038/s41566-026-01857-8](https://doi.org/10.1038/s41566-026-01857-8) (2026).
- [47] M. Verma, L. Talamo, H. Sawaoka, and A. C. Vutha, Direct observation of a highly forbidden optical transition in $\text{Sm} : \text{SrF}_2$, *Phys. Rev. A* **100**, 032502 (2019).
- [48] R. L. Ahlefeldt, M. R. Hush, and M. J. Sellars, Ultranarrow optical inhomogeneous linewidth in a stoichiometric rare-earth crystal, *Physical Review Letters* **117**, 250504 (2016).
- [49] A. O. Sushkov, O. P. Sushkov, and A. Yaresko, Effective electric field: Quantifying the sensitivity of searches for new P,T -odd physics with $\text{EuCl}_3 \cdot 6\text{H}_2\text{O}$, *Physical Review A* **107**, 062823 (2023).
- [50] J. E. Lawler, A. J. Fittante, and E. A. D. Hartog, Atomic transition probabilities of neutral samarium, *Journal of Physics B: Atomic, Molecular and Optical Physics* **46**, 215004 (2013).
- [51] J. C. Berengut, D. Budker, C. Delaunay, V. V. Flambaum, C. Frugiuiele, E. Fuchs, C. Grojean, R. Harnik, R. Ozeri, G. Perez, and Y. Soreq, Probing new long-range interactions by isotope shift spectroscopy, *Phys. Rev. Lett.* **120**, 091801 (2018).
- [52] M. Door, C.-H. Yeh, M. Heinz, F. Kirk, C. Lyu, T. Miyagi, J. C. Berengut, J. Bieroń, K. Blaum, L. S. Dreissen, S. Eliseev, P. Filianin, M. Filzinger, E. Fuchs, H. A. Füst, G. Gaigalas, Z. Harman, J. Herkenhoff, N. Huntemann, C. H. Keitel, K. Kromer, D. Lange, A. Rischka, C. Schweiger, A. Schwenk, N. Shimizu, and T. E. Mehlstäubler, Probing new bosons and nuclear structure with ytterbium isotope shifts, *Physical Review Letters* **134**, 063002 (2025).
- [53] J. C. Berengut and C. Delaunay, Precision isotope-shift spectroscopy for new physics searches and nuclear insights, *Nature Reviews Physics* **7**, 119 (2025).
- [54] J. A. R. Griffith, G. R. Isaak, R. New, and M. P. Ralls, Anomalies in the optical isotope shifts of samarium, *Journal of Physics B: Atomic and Molecular Physics* **14**, 2769 (1981).
- [55] W. H. King, *Isotope Shifts in Atomic Spectra* (Springer US, 1984).
- [56] M. S. Safronova, D. Budker, D. DeMille, D. F. J. Kimball, A. Derevianko, and C. W. Clark, Search for new physics with atoms and molecules, *Rev. Mod. Phys.* **90**, 025008 (2018).
- [57] V. V. Flambaum, Atomic and nuclear clocks, space-time variation of the fundamental constants and dark matter, in *Proceedings of the 1st International Online Conference on Atoms* (MDPI, Basel, Switzerland, 2026) published by MDPI/Sciforum.
- [58] D. Antypas, D. Budker, V. V. Flambaum, M. G. Kozlov, G. Perez, and J. Ye, Fast apparent oscillations of fundamental constants, *Annalen der Physik* **532**, [10.1002/andp.201900566](https://doi.org/10.1002/andp.201900566) (2020).
- [59] Y. V. Stadnik and V. V. Flambaum, Can dark matter induce cosmological evolution of the fundamental constants of nature?, *Phys. Rev. Lett.* **115**, 201301 (2015).
- [60] O. Tretiak, X. Zhang, N. L. Figueroa, D. Antypas, A. Brogna, A. Banerjee, G. Perez, and D. Budker, Improved bounds on ultralight scalar dark matter in the radio-frequency range, *Phys. Rev. Lett.* **129**, 031301 (2022).
- [61] V. D. Vedenin, V. N. Kulyasov, A. L. Kurbatov, N. V. Rodin, and M. V. Shubin, J dependence of collisional broadening for fine-structure components of Sm I, *Opt. Spectrosc. (Engl. Transl.); (United States)* **62:4** (1987).
- [62] A. Ya. Kraftmakher, Calculation of the amplitudes of M1 and E2 transitions between the $4f^6 6s^2 {}^7F$ and $4f^6 6s^2 {}^5D$ states in the samarium atom, *Opt. Spectrosc. (USSR)* **66**, 565 (1989).
- [63] C. Ferrara, M. Giarrusso, and F. Leone, Experimental atomic data of spectral lines - I. Cs, Ba, Pr, Nd, Sm, Eu, Gd, Tb, Dy, Ho, Er, Tm, Yb, Lu, Hf, Re, and Os in the 370-1000nm interval, *Monthly Notices of the Royal Astronomical Society* **527**, 4440 (2023).
- [64] W. F. Meggers, C. H. Corliss, and B. F. Scribner, *Tables of spectral-line intensities: part 1- arranged by elements* (National Bureau of Standards, 1975).
- [65] D. Budker, W. Gawlik, D. F. Kimball, S. M. Rochester, V. V. Yashchuk, and A. Weis, Resonant nonlinear magneto-optical effects in atoms, *Rev. Mod. Phys.* **74**,

- 1153 (2002).
- [66] P. Bogdanovich, Usage of transformed functions for calculations of electric dipole transitions, *Lith. Phys. J.* **31**, 79 (1991).
- [67] M. G. Kozlov, S. G. Porsev, and V. V. Flambaum, Manifestation of the nuclear anapole moment in the M1 transitions in bismuth, *J. Phys. B* **29**, 689 (1996).
- [68] I. Angeli and K. P. Marinova, Table of experimental nuclear ground state charge radii: An update, *Atomic Data and Nuclear Data Tables* **99**, 69 (2013).
- [69] S. G. Porsev and M. G. Kozlov, Calculation of the nuclear spin-dependent parity-nonconserving amplitude for the $(7s, F=4) \rightarrow (7s, F=5)$ transition in Fr, *Physical Review A* **64**, 064101 (2001).
- [70] S. G. Porsev, M. S. Safronova, and M. G. Kozlov, Correlation effects in Yb^+ and implications for parity violation, *Physical Review A* **86**, 022504 (2012).
- [71] R. Sternheimer, On nuclear quadrupole moments, *Physical Review* **80**, 102 (1950).
- [72] A. Dalgarno and J. T. Lewis, The exact calculation of long-range forces between atoms by perturbation theory, *Proceedings of the Royal Society of London. Series A. Mathematical and Physical Sciences* **233**, 70 (1955).
- [73] M. Bouchiat, J. Guéna, and L. Pottier, Measurement of the M1 amplitude and hyperfine mixing between the $6S_{1/2}$ - $7S_{1/2}$ caesium states, *Journal de Physique Lettres* **45**, 61 (1984).
- [74] V. V. Flambaum and A. J. Mansour, Parity and time-reversal invariance violation in neutron-nucleus scattering, *Phys. Rev. C* **105**, 015501 (2022).
- [75] P. Fadeev and V. V. Flambaum, Time-reversal invariance violation in neutron-nucleus scattering, *Phys. Rev. C* **100**, 015504 (2019).
- [76] J. S. M. Ginges and V. V. Flambaum, Violations of fundamental symmetries in atoms and tests of unification theories of elementary particles, *Physics Reports* **397**, 63 (2004).
- [77] H. J. Metcalf and P. van der Straten, *Laser Cooling and Trapping* (Springer New York, 1999).

METHODS

A. Experiment

In Ref. [2], the identification of the $4f^6 6s^2 \ ^5D_{1,2,3}$ levels relied on searching for weak, previously unobserved transitions with small isotopic and hyperfine splitting and pressure broadening.

The $^7F \rightarrow ^5D$ transitions are M1 transitions enabled by LS-coupling breakdown, with the 5D levels containing $\sim 20\%$ 7F admixture. Since M1 transition rates are orders of magnitude smaller than allowed E1 rates, these transitions are expected to be relatively weak.

Pressure broadening serves as the primary identifier: transitions occurring within the inner $4f$ shell are shielded from collisions by outer $5s$, $5p$, and $6s$ electrons, resulting in collisional broadening at least an order of magnitude smaller than those of typical E1 transitions [61].

Here, we followed a similar approach, implementing

several techniques guided by the theoretical prediction to narrow the search range.

The energy of the 5D_0 state was predicted [22] to be approximately $14\,302\text{ cm}^{-1}$, implying that the $^7F_1 \rightarrow ^5D_0$ transition should occur near $14\,009\text{ cm}^{-1}$. However, even a few percent uncertainty in the prediction corresponds to frequency offsets of several hundred to about one thousand cm^{-1} , i.e., a search range spanning several tens of terahertz. This range was significantly reduced using the spectrum from our previous dual frequency-comb work [23], which covers an interval between approximately $+5\%$ and -2% from the predicted frequency. This transforms the problem from a blind search into a targeted analysis of unidentified spectral features within the recorded data. The sensitivity of the system to such transitions was verified using the known $^7F_2 \rightarrow ^5D_1$ transition, whose magnetic-dipole matrix element is $\langle f | M1 | i \rangle \approx -0.5 \mu_B$, compared to $\approx -0.3 \mu_B$ for the transition of interest [62].

To identify the 5D_0 energy level, a sufficiently high samarium vapor density is required; therefore, the cell was heated to $\approx 1040^\circ\text{C}$. This heating results in a weak thermal population of excited states and many additional Boltzmann-factor-limited transition lines originating from these states in the spectrum. Since the Sm spectrum is not fully characterized, many of these lines are absent from existing datasets [1, 17, 63, 64] and may therefore be misidentified as candidates or obscure the transition of interest due to their proximity in transition energy.

Double-resonance population-depletion spectroscopy, see Fig. 2(1), was implemented to selectively probe transitions originating from the 7F_1 state. A nanosecond pulsed laser (Cobra Stretch dye laser pumped with a Boston 500 Nd:YAG laser, Sirah Lasertechnik), with a pulse energy of $\approx 2\text{ mJ}$ and a beam diameter of $\approx 2\text{ mm}$, was used to excite candidate transitions. The population of the 7F_1 state was monitored using a continuous-wave (CW) laser (SolsTiS Ti:sapphire laser, M2) with a power of $\approx 5\text{ mW}$, tuned to the $4f^6 6s^2 \ ^7F_1 \rightarrow 4f^6 6s 6p \ ^9G_0^o$ (with 4% admixture of $^7F_0^o$) transition. When the pulsed laser is tuned into resonance with a transition originating from the 7F_1 state, it depletes the population of this level, thereby reducing the probe-light absorption, see Fig. 2(1.1). The plotted signal corresponds to the AC component and is therefore zero off resonance. This confirms that the transition originates from the 7F_1 state. However, there is no information about the parity of the upper state, meaning that the transition could still correspond to a highly suppressed E1 transition or a higher-order multipole transition.

To determine the parity and confirm the energy of the upper state, a sequential excitation scheme was employed using the same setup, see Fig. 2(1), with the modification that the CW laser was tuned into resonance between the detected state and a known odd-parity state. The electronic configuration of the final state is unknown; however, the state is known to have odd parity and total

angular momentum $J = 1$. A transition from this state to the 5D_1 level has been observed [63].

Therefore, if the atoms are excited from the ground state to an even-parity state, which could be the 5D_0 state, a transient absorption signal should be observed with a properly tuned CW laser. This behavior is indeed observed, as shown in Fig. 2(1.2).

The experiments revealed a transition line at $14\,272.32(2)\text{ cm}^{-1}$, with the uncertainty limited by the absolute accuracy of the wavemeter (HighFinesse Ångstrom WS/6). The upper state of this transition is at $14\,564.90(2)\text{ cm}^{-1}$. To confirm that this state is indeed 5D_0 , it remained to show that the excitation occurs within the 4f shell. To this end, we measured pressure broadening of this transition line as had been done in Ref. [2].

The measurements were based on the Macaluso–Corbino effect, i.e., the Faraday rotation of the polarization plane in the vicinity of an atomic resonance [65], see Fig. 2(2). The CW laser beam (from the same Ti:sapphire laser), with a power of $\approx 3\text{ mW}$ (increased to 10 mW at 1308 and 1551 torr to compensate for convection-induced optical losses in the cell), propagates through a linear polarizer and an analyzer with their transmission axes oriented at $\approx 45^\circ$, with the samarium cell (see Appendix of Ref. [23] for details) placed between them. A magnetic field of $\approx 300\text{ G}$ was applied along the laser propagation direction. The induced Zeeman shifts lead to different resonant frequencies for two circular polarizations σ_+ and σ_- of input light, as well as different refractive indices n_+ , n_- , resulting in Faraday rotation. The pressure broadening is determined by varying the pressure of the buffer gas (argon in our case) in the cell, Fig. 2(2.1). The transition reveals relatively small pressure broadening $\approx 0.12(2)\text{ MHz/torr}$ and pressure shift $\approx 0.145(4)\text{ MHz/torr}$. These values are at least an order of magnitude smaller than typical pressure-broadening transitions in the outer shells.

These results demonstrate that the observed transition corresponds to the ${}^7F_1 \rightarrow {}^5D_0$ transition. Consequently, the 5D_0 level is determined to have an energy of $14\,564.90(2)\text{ cm}^{-1}$.

B. Atomic theory

1. 8-electron configuration interaction

We start from the solution of the Dirac-Fock equations. The Breit interaction is included at the self-consistent-field stage, while quantum electrodynamic (QED) corrections are neglected at this level of approximation. The even-parity states of interest belong to the configuration $4f^66s^2$, while odd-parity low-lying levels belong to two different configurations, $4f^66s6p$ and $4f^56s^25d$.

We carry out the initial self-consistency procedure for the $[1s^2, \dots, 4f^66s^2]$ configuration. Then, all electrons were frozen and one electron from the 6s shell was moved

to the 6p shell. Thus, the 6p orbital was constructed for the $4f^66s6p$ configuration. Subsequently, the orbitals are again frozen, and a two-step rearrangement is carried out: one electron is transferred from the 4f shell to the 6s shell, and another electron is promoted from the 6p shell to the 5d shell. Thus, the 5d orbitals were constructed for the $4f^56s^25d$ configuration.

The basis set employed in the CI calculations includes virtual orbitals up to 9s, 9p, 9d, 9f, and 9g. These virtual orbitals are generated using the recursive procedure described in Refs. [66, 67], which ensures orthogonality to the occupied orbitals and proper asymptotic behavior. In practice, the size of the basis set is limited because the dimension of the CI space increases rapidly as higher-lying orbitals are included.

The CI configuration space is constructed by allowing single and double excitations from a set of reference configurations. For the even-parity states, excitations are generated from the $4f^66s^2$ and $4f^66s5d$ configurations, while for the odd-parity states, they are generated from the $4f^66s6p$ and $4f^56s^25d$ configurations. All excitations are restricted to the chosen virtual orbital space, ensuring a systematic and controlled expansion.

To investigate the convergence of the CI expansion, we perform calculations of the low-lying energy levels for four progressively enlarged configuration spaces: (i) including only the two leading nonrelativistic configurations $4f^66s^2$ and $4f^66s5d$ for even-, and $4f^66s6p$ and $4f^56s^25d$ for odd-parity states; (ii) including single and double excitations to the 7s, 6p, 6d, 6f, and 6g shells (we designate it [7s6pdfg]); (iii) extending the excitation space to [9spdf]; and (iv) including the [9spdfg] virtual set.

In the largest calculation, case (iv), the CI space contains approximately 52 million Slater determinants for the even-parity states. This leads to a substantial computational cost and requires significant computational resources for the diagonalization of the Hamiltonian matrix.

2. Energy levels

The low-lying energy levels were calculated using the four CI spaces described above. The results are presented in Table II.

We were able to reproduce the low-lying even-parity states with $J = 0$, belonging to the $4f^66s^2$ and $4f^66s5d$ configurations, reasonably well. However, the excited state $4f^66s^2\,{}^5D_0$ calculated for [9spdfg] lies approximately 1300 cm^{-1} higher than the experimental value.

As for the odd-parity states, we focus on those with $J = 1$, since only such intermediate states contribute to the parity-violating amplitude. By comparing the experimental and calculated g -factors, we were able to identify the five lowest-lying odd-parity states with $J = 1$, as listed in Table II. We note that the calculated excitation

TABLE II. The energy levels of the low-lying excited states counted from the ground state (in cm^{-1}). The columns labeled “two-conf.”, [7s6pdfg], [9spdf], and [9spdfg] give results obtained using different sets of the configurations described in the text. The experimental energy levels [17] are presented in the column labeled “Experim.”.

Config.	Term	two-conf.	[7s6pdfg]	[9spdf]	[9spdfg]	Experim.
$4f^6 6s^2$	7F_0	0	0	0	0	0
$4f^6 6s^2$	7F_1				267	293
$4f^6 6s^2$	7F_2				752	812
$4f^6 6s^2$	7F_3				1397	1490
$4f^6 6s^2$	7F_4				2155	2273
$4f^6 6s^2$	7F_5				2989	3125
$4f^6 6s 5d$	9G_0	19 871	14 995	14 899	14 982	13 551
$4f^6 6s^2$	5D_0	18 443	16 546	16 379	15 848	14 565
$4f^6 6s 5d$	7F_0	23 261	17 554	17 540	17 607	15 794
$4f^6 6s 6p$	${}^9G_1^o$	7443	11 117	12 007	11 789	14000
$4f^6 6s 6p$	${}^9F_1^o$	8386	12 067	12 996	12 751	14 864
$4f^6 6s 6p$	${}^7G_1^o$	9224	12 814	13 726	13 485	15 651
$4f^6 6s 6p$	${}^5D_1^o$	9706	13 282	14 204	13 961	16 112
$4f^6 6s 6p$	${}^7D_1^o$	10 061	13 718	14 628	14 386	16 691

energies of these odd-parity states tend to be systematically lower than the experimental values.

We were not able to reproduce the relative positioning of the even- and odd-parity states accurately. This discrepancy may be attributed to two main factors: (i) the incomplete saturation of the CI space, and (ii) the limited treatment of core–valence correlations. The former arises from the rapid growth in the number of determinants when excitations to higher-lying shells are included. The latter is likely more significant, as the presence of eight valence electrons makes it impractical to apply methods that combine CI with many-body perturbation theory. Indeed, as seen from Table II, extending the CI space does not lead to a noticeable improvement in the energies of the low-lying states.

3. M1 transition amplitudes

To assess the quality of the wave functions for the $4f^6 6s^2 {}^7F_0$ and $4f^6 6s^2 {}^5D_0$ states, we calculated M1 transition amplitudes between levels of the $4f^6 6s^2$ configuration involving these states. The results of the calculation of the reduced matrix elements $|\langle J' || \mu || J \rangle|$ and the oscillator strengths $f(J \rightarrow J')$, given by the formula (in

TABLE III. The absolute values of the reduced MEs $|\langle J' || \mu || J \rangle|$ (in Bohr magnetons μ_0) and the oscillator strengths $f(J \rightarrow J')$ (in a.u.) are presented for the transitions between the states belonging to the $4f^6 6s^2$ configuration.

	$ \langle J' \mu J \rangle $		$10^7 \times f(J \rightarrow J')$	
	This work	[62]	This work	[22]
${}^7F_0 \rightarrow {}^7F_1$	3.4		1.38	1.39
${}^7F_1 \rightarrow {}^7F_2$	4.7		1.54	1.55
${}^7F_2 \rightarrow {}^7F_3$	5.4		1.61	1.62
${}^7F_3 \rightarrow {}^7F_4$	5.7		1.47	1.48
${}^7F_0 \rightarrow {}^5D_1$	0.13	0.160	11.0	11.6
${}^7F_1 \rightarrow {}^5D_0$	0.27	0.325	15.3	17.6 ^a
${}^5D_0 \rightarrow {}^5D_1$	2.4		3.1	2.34

^aThe result of Ref. [22] was adjusted to the present experimental energy of the 5D_0 state.

a.u.)

$$f(J \rightarrow J') = -\frac{2\omega_{JJ'}}{3(2J+1)} |\langle J' || \mu || J \rangle|^2, \quad (8)$$

where $\omega_{JJ'} \equiv E_J - E_{J'}$ is the transition frequency, are presented in Table III.

For the ${}^7F_J \rightarrow {}^7F_{J'}$ transitions, we observe very good agreement with the results reported in Ref. [22]. This agreement is expected, as these are allowed M1 transitions between fine-structure sublevels. In the non-relativistic approximation, assuming the validity of *LS* coupling, the reduced matrix elements of the M1 operator, $\boldsymbol{\mu} = -\mu_0(\mathbf{J} + \mathbf{S})$ (where $\mu_0 = \alpha/2$ a.u. is the Bohr magneton), can be obtained analytically. Since samarium is not a particularly heavy atom, relativistic corrections to these matrix elements are expected to be relatively small.

4. Parity violation amplitude

We carried out the calculation of the NSD PV amplitude for the $4f^6 6s^2 {}^7F_0 \rightarrow 4f^6 6s^2 {}^5D_0$ transitions in ${}^{149}\text{Sm}$. The Hamiltonian describing the NSD PV electron-nuclear interaction is given by Eq. (1).

We approximate the nucleus to be a uniformly charged ball:

$$\rho(\mathbf{r}) = \frac{3}{4\pi R^3} \theta(R - r), \quad (9)$$

where $\theta(R - r)$ is the Heaviside step function. The function $\rho(\mathbf{r})$ is normalized to a unity integral over the volume of the nucleus and is not intended to represent the *number*

density of nucleons. Instead, it is introduced as a shape function describing the spatial distribution of the weak interaction inside the nucleus. With this convention, all information about the overall strength of the interaction is contained in the dimensionless constant κ . After averaging over nuclear degrees of freedom, one obtains an effective electron-nucleus contact interaction proportional to the nuclear spin operator \mathbf{I} . The complicated nuclear physics is absorbed into κ .

The root-mean-square charge radii are $r_{\text{rms}} = 4.9892$ fm and 5.0134 fm for ^{147}Sm and ^{149}Sm , respectively [68], and, correspondingly, the nuclear radii for these two isotopes are $R = \sqrt{5/3} r_{\text{rms}} \approx 6.441$ fm and ≈ 6.472 fm, respectively.

If $|i\rangle$ and $|f\rangle$ are the initial and final atomic states of the same nominal parity, then, taking into account the NSD part of the PV interaction in the lowest nonvanishing order, one can write the electric dipole transition matrix element as

$$\langle f|d_{q,\text{NSD}}|i\rangle = \sum_n \left[\frac{\langle f|d_q|n\rangle\langle n|H_{\text{NSD}}|i\rangle}{E_i - E_n} + \frac{\langle f|H_{\text{NSD}}|n\rangle\langle n|d_q|i\rangle}{E_f - E_n} \right], \quad (10)$$

where $|\dots\rangle \equiv |JFm_F\rangle$, $\mathbf{F} = \mathbf{I} + \mathbf{J}$ is the total angular momentum, m_F is the projection of \mathbf{F} , d_q is a component of the rank-one electric-dipole operator, and H_{NSD}

is given by Eq. (1).

The expression for the reduced matrix element (ME) of d_{NSD} was derived in [69, 70]:

$$\begin{aligned} \langle J_f F_f || d_{\text{NSD}} || J_i F_i \rangle &= \sqrt{I(I+1)(2I+1)(2F_i+1)(2F_f+1)} \\ &\times \sum_n \left[(-1)^{J_f - J_i} \begin{Bmatrix} J_n & J_i & 1 \\ I & I & F_i \end{Bmatrix} \begin{Bmatrix} J_n & J_f & 1 \\ F_f & F_i & I \end{Bmatrix} \frac{\langle J_f || d || n, J_n \rangle \langle n, J_n || H_{\text{NSD}} || J_i \rangle}{E_n - E_i} \right. \\ &\left. + (-1)^{F_f - F_i} \begin{Bmatrix} J_n & J_f & 1 \\ I & I & F_f \end{Bmatrix} \begin{Bmatrix} J_n & J_i & 1 \\ F_i & F_f & I \end{Bmatrix} \frac{\langle J_f || H_{\text{NSD}} || n, J_n \rangle \langle n, J_n || d || J_i \rangle}{E_n - E_f} \right]. \quad (11) \end{aligned}$$

For the ${}^7\text{F}_0 \rightarrow {}^5\text{D}_0$ transition ($F_i = F_f = I$) we obtain from Eq. (11)

$$\begin{aligned} \langle {}^5\text{D}_0 I || d_{\text{NSD}} || {}^7\text{F}_0 I \rangle &= \frac{1}{3} \sqrt{I(I+1)(2I+1)} \\ &\times \sum_n \left[\frac{\langle {}^5\text{D}_0 || d || n, J_n = 1 \rangle \langle n, J_n = 1 || H_{\text{NSD}} || {}^7\text{F}_0 \rangle}{E_n - E_{{}^7\text{F}_0}} + \frac{\langle {}^5\text{D}_0 || H_{\text{NSD}} || n, J_n = 1 \rangle \langle n, J_n = 1 || d || {}^7\text{F}_0 \rangle}{E_n - E_{{}^5\text{D}_0}} \right]. \quad (12) \end{aligned}$$

Substituting $I = 7/2$ for ^{147}Sm or ^{149}Sm in Eq. (12) and rearranging the MEs in the first term, we arrive at

$$\langle {}^5\text{D}_0 I || d_{\text{NSD}} || {}^7\text{F}_0 I \rangle = \sqrt{14} \sum_n \left[-\frac{\langle {}^7\text{F}_0 || H_{\text{NSD}} || n \rangle \langle n || d || {}^5\text{D}_0 \rangle}{E_n - E_{{}^7\text{F}_0}} + \frac{\langle {}^5\text{D}_0 || H_{\text{NSD}} || n \rangle \langle n || d || {}^7\text{F}_0 \rangle}{E_n - E_{{}^5\text{D}_0}} \right]. \quad (13)$$

For subsequent calculations, it is convenient to write

$$\langle {}^5\text{D}_0 I || d_{\text{NSD}} || {}^7\text{F}_0 I \rangle \equiv \langle {}^7\text{F}_0 || H_{\text{NSD}} \cdot R_1 \cdot d || {}^5\text{D}_0 \rangle + \langle {}^5\text{D}_0 || H_{\text{NSD}} \cdot R_2 \cdot d || {}^7\text{F}_0 \rangle, \quad (14)$$

where we denote the terms involving summations over n by R_1 and R_2 .

To calculate the NSD PV amplitude defined by Eq. (13), one needs to sum over all possible intermediate states or, alternatively, solve the corresponding inhomogeneous equation [67]. In the present work, we solve the inhomogeneous equation, employing the Stern-

heimer–Dalgarno–Lewis method in the valence sector. We follow the approach suggested in [71, 72] and previously applied by us to the calculation of PV amplitudes in Bi [67], Fr [69], and Yb⁺ [70].

The results obtained in several approximations are summarized in Table IV. Specifically, we performed calculations within the two-configuration, [7s6pdfg], [9spdf],

TABLE IV. The nuclear spin-dependent PV amplitude (in units $i\kappa \cdot 10^{-14} |e|a_0$), where a_0 is the Bohr radius. The values obtained in the two-configuration and [7s6pdfg], [9spdf], and [9spdfg] approximations are listed in the respective columns. The total values are given in the last row in absolute value. The present results do not include RPA corrections.

	two-conf.	[7s6pdfg]	[9spdf]	[9spdfg]
$\langle {}^7F_0 H_{\text{NSD}} \cdot R_1 \cdot d {}^5D_0 \rangle$	0.62	-0.80	1.23	1.48
$\langle {}^5D_0 H_{\text{NSD}} \cdot R_2 \cdot d {}^7F_0 \rangle$	-4.79	3.05	-10.9	2.65
$\langle {}^5D_0 I d_{\text{NSD}} {}^7F_0 I \rangle$	4.17	2.25	9.68	4.13

and [9spdfg] configuration spaces. As seen from Table IV, the values of the PV amplitude vary significantly between these approximations. Since the transition involves different 7F_0 and 5D_0 states, the overall sign of the PV amplitude is not uniquely defined, therefore, we present its absolute value. The noticeable spread of the results indicates a substantial sensitivity to the choice of configuration space, suggesting that the present accuracy is limited.

For the [9spdfg] CI space we also carried out calculations including random-phase approximation (RPA) corrections to both the electric-dipole and the NSD PV operators. In addition, when evaluating both contributions to $\langle {}^5D_0 I || d_{\text{NSD}} || {}^7F_0 I \rangle$, the theoretical energies of the lowest-lying odd-parity intermediate states were replaced with their experimental values. This approach yields

$$E1_{\text{PV}} \equiv \langle {}^5D_0 I || d_{\text{NSD}} || {}^7F_0 I \rangle \approx 3 \times 10^{-13} i\kappa |e|a_0, \quad (15)$$

which we consider to be our most comprehensive result and our best current estimate, accurate to within an order of magnitude. We note that this value differs by approximately an order of magnitude from the result obtained without RPA corrections, underscoring the crucial role of these corrections in determining the PV amplitude.

The initial and final states are many-electron states, and core excitations should also be taken into account. However, in our previous study of the NSD PV amplitude in Yb^+ [70], the core contribution was found to be an order of magnitude smaller than the valence contribution. Given the overall limited accuracy of the present calculation, we neglect the core contribution at this stage.

5. Hyperfine-interaction-induced ${}^7F_0 \rightarrow {}^5D_0$ transition amplitudes

While small on the scale of allowed M1 or E2 transitions, such amplitudes may still exceed the PV-induced amplitude by several orders of magnitude. The presence of such background amplitudes, in conjunction with experimental imperfections, may lead to systematics; thus,

these amplitudes deserve attention when designing and executing an NSD APV experiment.

Of primary concern is the E2 amplitude that arises due to the hyperfine-interaction-induced mixing of the 5D_0 state with the 7P_2 state lying only 14.4 cm^{-1} below. Our estimate yields for the reduced transition matrix element in the J basis:

$$\langle 6s^2 {}^7F_0 || E2 || 6s5d {}^7P_2 \rangle \approx 2 |e|a_0^2. \quad (16)$$

With this, we evaluate the reduced HFS-induced amplitude for the transition of interest as

$$\langle 6s^2 {}^5D_0 I || E2 || 6s^2 {}^7F_0 I \rangle \approx 8 \times 10^{-6} (Q/b) |e|a_0^2 \quad (17)$$

It is interesting to note that the two nonzero- I isotopes of Sm have significantly different quadrupole moments ${}^{147}\text{Sm}$ $Q=-0.26(3)$ b and ${}^{149}\text{Sm}$ $Q=0.078(2)$ b, meaning that the HFS-induced transition amplitudes are also different, in the ratio of quadrupole moments (≈ 3.6). This will provide a valuable handle to control systematic effects in the PV experiment.

The HFS-induced E2 amplitude given by Eq. (17) and $E1_{\text{PV}}$ amplitude have different dimensions. A proper comparison of the E1 and E2 amplitudes requires the introduction of an additional dimensional factor, which can be obtained from the square root of the ratio of the corresponding E1 and E2 transition rates. We therefore define an effective E2 amplitude, $E2'$, as

$$\begin{aligned} E2' &= \frac{\alpha\omega}{\sqrt{20}} \langle 6s^2 {}^5D_0 I || E2 || 6s^2 {}^7F_0 I \rangle \\ &\approx 8 \times 10^{-10} (Q/b) |e|a_0, \end{aligned} \quad (18)$$

where ω is the transition frequency between the 5D_0 and 7F_0 states.

Then for the ratio we find

$$\frac{E1_{\text{PV}}}{E2'} \sim 0.4 \times 10^{-3} \frac{\kappa}{Q/b}. \quad (19)$$

There is also an HFS-induced M1 amplitude due to mixing with $J = 1$ states of even parity. However, this amplitude is suppressed due to at least an order of magnitude larger energy separations for currently known level, as well as the additional suppression associated with the required spin flip and orbital angular momentum change.

In Cs, the M1 background amplitude was measured to be $\approx 4 \times 10^{-5} \mu_0 \approx 1.5 \times 10^{-7}$ a.u. [73]. The NSD PV amplitude in Cs is $5 \times 10^{-13} i e a_0 \kappa$ [28]. The ratio of the NSD-PV amplitude to the HFS-induced $E2'$ background amplitude in the present case is more than two orders of magnitude larger for ${}^{147}\text{Sm}$ than the ratio of the NSD-PV amplitude to the background amplitude in Cs. For ${}^{149}\text{Sm}$, there is a further suppression of $E2'$ by a factor of 3.6 due to the smallness of the nuclear quadrupole moment. This should significantly reduce systematic effects related to the background amplitude.

C. Nuclear-spin-dependent PV-interaction constant

The dimensionless nuclear-spin-dependent interaction constant κ may be represented as a sum

$$\kappa = \kappa_A + \kappa_{\text{ax}} + \kappa_{\text{hfs}}, \quad (20)$$

where κ_A is the contribution of the nuclear anapole moment, κ_{ax} is produced by the vector-electron-axial-nucleon neutral-current interaction, and κ_{hfs} originates from the combined action of the spin-independent weak interaction and the hyperfine interaction.

In the single-particle valence-nucleon approximation, the anapole contribution is given by [26–28]

$$\begin{aligned} \kappa_A &= \frac{9}{10} \frac{\alpha \mu_i}{m_p r_0} g_i A^{2/3} \frac{K}{I+1} \\ &\approx 1.15 \times 10^{-3} g_i \mu_i A^{2/3} \frac{K}{I+1}. \end{aligned} \quad (21)$$

Here $\alpha \approx 1/137$ is the fine-structure constant, m_p is the proton mass, $r_0 \approx 1.2$ fm, A is the mass number, and μ_i is the magnetic moment of the valence nucleon in nuclear magnetons, with $\mu_p \approx 2.793$ for the proton and $\mu_n \approx -1.913$ for the neutron. The angular factor is

$$K = (I + \frac{1}{2})(-1)^{I-l_i+1/2}, \quad (22)$$

where l_i is the orbital angular momentum of the unpaired nucleon. The constants g_p and g_n characterize the parity-violating nucleon-nucleus potential. Following Refs. [27, 28, 74, 75], for single-particle estimates one may use the values

$$g_p = 3.4, \quad g_n = 0.9, \quad (23)$$

obtained using the meson-exchange model. These numerical values of g_p and g_n correspond to the central values of the meson-nucleon interaction constants range [74, 75].

The Z^0 -boson-exchange contribution between the electron vector current and the nucleon axial-vector current has the form [29, 76]

$$\kappa_{\text{ax}} = C_2 \frac{1/2 - K}{I+1}, \quad (24)$$

where $C_2 \equiv -C_{2p}$ for a valence proton and $C_2 \equiv -C_{2n}$ for a valence neutron. The Standard-Model couplings are

$$C_{2p} = -C_{2n} = \frac{g_A(1 - 4 \sin^2 \theta_W)}{2} \approx 0.05, \quad (25)$$

with $g_A \approx 1.26$ and $\sin^2 \theta_W \approx 0.23$ in the convention used in Refs. [76].

The contribution induced by the hyperfine interaction [30] is

$$\kappa_{\text{hfs}} = -\frac{1}{3} Q_W \frac{\alpha \mu}{m_p r_0 A^{1/3}} \approx 2.5 \times 10^{-4} A^{2/3} \mu, \quad (26)$$

where Q_W is the nuclear weak charge and μ is the nuclear magnetic moment in nuclear magnetons.

Equations (20)–(26) provide the standard single-particle parametrization of the NSD interaction constant used to analyze APV. For open-shell nuclei such as $^{147,149}\text{Sm}$, this representation is best regarded as a convenient decomposition of the observable constant κ into anapole, axial-current, and hyperfine-induced parts; the actual values of κ_A and κ_{ax} can be substantially modified by many-body nuclear effects beyond the single-particle model.

D. Laser-cooling scheme

To our knowledge, Sm atoms have not yet been laser cooled. This is largely due to the complexity of the spectrum (Fig. 1) and the resulting uncertainty in branching ratios, arising from incomplete knowledge of the composition of the relevant states. Consequently, the development of an efficient cooling scheme is challenging, as no closed, fast optical cycling transitions appear to be available. However, several strong transitions remain viable candidates for laser cooling, typically requiring 10^4 – 10^5 scattering events to slow atoms from thermal speeds. (Here, we assume an atomic beam of Sm that is being decelerated in a Zeeman slower [77].) Their implementation would require multiple repump lasers to address population loss into other states. In particular, as mentioned above, the level at 22041.02 cm^{-1} has the composition 58% of $4f^6 6s 6p \ ^7F_0^\circ$ and 32% of $4f^5 5d 6s^2 \ ^7F_0^\circ$, while the remaining 10% is unassigned [17]. The $^7F_1 \rightarrow ^7F_0^\circ$ transition probability is $96(5) \times 10^6 \text{ s}^{-1}$, as measured experimentally [50], corresponding to an upper bound on the upper-state lifetime of $\tau \approx 10$ ns. This indicates that the transition is sufficiently fast for laser cooling, enabling an adequate cooling path length (less than 1 m). The estimated decay rates from the $^7F_0^\circ$ state show that the combined contribution of other decay channels is only $\sim 0.1\%$. The transition wavelengths for the decay channels lie in spectral regions accessible with existing laser technology, supporting the feasibility of repumping and laser cooling of samarium. We also note that, since multiple repump wavelengths may be required, a Sm discharge source, such as a hollow-cathode lamp, could potentially provide multiple resonant wavelengths simultaneously. In addition, population trapped in dark states may also be repumped through alternative allowed transitions originating from those states, which could further simplify the repumping scheme. The energy of the 7D_1 state is currently unknown. Measurement of the fluorescence spectrum of the decays from the $^7F_0^\circ$ state would allow determination of the energy of the 7D_1 state and provide an experimental test of the theoretical calculations of the decay channels.

ACKNOWLEDGMENTS

The authors acknowledge helpful discussions with M.G. Kozlov, Yu. Ralchenko, and K. Wendt, and the contributions to the experiment by A. Vutha, M. Smolis, and A. Posset. This work has been supported by the Cluster of Excellence “Precision Physics, Fundamental Interactions, and Structure of Matter” (PRISMA++ EXC 2118/2) funded by the German Research Foundation (DFG) within the German Excellence Strategy (Project ID 390831469) and by the Australian Research Council Grant No. DP230101058. The theoretical work has been supported in part by the US NSF Award 2309254 and by the European Research Council (ERC) under the Horizon 2020 Research and Innovation Program of the European Union (Grant Agreement No. 856415).

AUTHOR CONTRIBUTIONS

RA, KZ, and OT developed the experimental methods, conducted the experiments, processed the data, and wrote the manuscript. VAD, VVF, MSS, and SGP conducted many-body atomic calculations and cross-verified the results; SGP wrote parts of the manuscript. DB proposed and supervised the experiments and wrote the manuscript. All authors edited and proofread the paper.

COMPETING INTERESTS

The authors declare no competing interests.