

Astragalus: Automatic Configuration Repair for Production Networks

Zhenrong Gu, Peng Zhang, Xing Feng, and Xu Liu
Xi'an Jiaotong University
China

Abstract

Network configurations are prone to errors, which can lead to catastrophic service outages. A tool that can achieve automatic configuration repair (ACR) is highly desired by operators. Existing tools for ACR follow a *semantic-driven approach*: they model network semantics as a set of SMT constraints, and solve them for a location or fix of the error. Due to the complex semantics of networks, constructing and solving these constraints can be prohibitively expensive, making these tools neither general nor scalable. Inspired by automatic program repair (APR), we explore another direction, i.e., a *syntax-driven approach*, which tries to repair program bugs by “grafting” some existing code in the same repository, without modeling program semantics. Following this direction, we propose Astragalus, a syntax-driven method for ACR. It uses multiple iterations of a “localize-fix-validate” pipeline to search for repairs, and proves quite effective on configurations of our production network. Specifically, we show that Astragalus can repair every incident in multiple sizes of a synthesized network, and 97.5% of the incidents on a real network, both with 15 types of errors injected, within an average time of 7.36 seconds. It has also provided valid repair suggestions in under 6 minutes for 4 recent network incidents or undesired changes, in a real production network with $O(1,000)\sim O(10,000)$ devices.

ACM Reference Format:

Zhenrong Gu, Peng Zhang, Xing Feng, and Xu Liu. 2018. Astragalus: Automatic Configuration Repair for Production Networks. In *Proceedings of Make sure to enter the correct conference title from your rights confirmation email (Conference acronym 'XX)*. ACM, New York, NY, USA, 14 pages. <https://doi.org/XXXXXXX.XXXXXXX>

Permission to make digital or hard copies of all or part of this work for personal or classroom use is granted without fee provided that copies are not made or distributed for profit or commercial advantage and that copies bear this notice and the full citation on the first page. Copyrights for components of this work owned by others than the author(s) must be honored. Abstracting with credit is permitted. To copy otherwise, or republish, to post on servers or to redistribute to lists, requires prior specific permission and/or a fee. Request permissions from permissions@acm.org.
Conference acronym 'XX, Woodstock, NY

© 2018 Copyright held by the owner/author(s). Publication rights licensed to ACM.

ACM ISBN 978-1-4503-XXXX-X/2018/06
<https://doi.org/XXXXXXX.XXXXXXX>

1 Introduction

Network outages frequently make headlines due to misconfigurations, software bugs, and hardware failures [28]. Among them, misconfiguration is a major source of network outages [20, 32]. In the network of a large cloud service provider (CSP, referred to as Provider Alater), misconfiguration account for 35.4% of all incidents in the past 5 years.

To detect network misconfigurations, both the academia and industry have proposed a lot of network verifiers [1, 8, 11, 12, 16, 31, 33, 34]. These tools can check whether network forwarding behaviors align with operator intent, and conform to properties like loop freedom, and blackhole freedom.

However, network verifiers can only *detect* issues or *reduce* the impact rather than *resolve* it, and operators still need to manually localize the root causes and repair the configurations. Such a manual process can be frustrating and time-consuming, thereby delaying planned network updates. Taking Provider A for example, the verification mostly finish within 3 minutes, while operators take more than 10 minutes to localize and repair 45.8% of the cases, with the longest case taking 5 hours.

Similar to the Automatic Program Repair (APR) tools that greatly facilitate software development [13, 22], a tool that can achieve Automatic Configuration Repair (ACR) is highly desired by operators to help them quickly localize the root causes and resolve the incidents.

Towards ACR, there have been a handful of excellent tools [2, 14, 15], which can localize configuration errors or generate repair for misconfigurations. These tools encode network semantics, forwarding properties, and configurations as a set of SMT constraints, and solve them with off-the-shelf solvers, e.g., Z3. However, we find them still limited generality and scalability. This is mainly due to the network semantics, especially the distributed routing protocols, is very complex. As a result, the constraints, even already very complex, can only cover a subset of protocol or features, so may not be general enough to be applied to production networks. In addition, the complexity of routing protocols also makes the number of constraints explode with the network size. For example, we find that for a fattree network of 45 nodes running BGP, the number of SMT constraints is already as large as 7900. Such a large number of constraints make it prohibitively expensive for SMT solvers to solve in a reasonable time.

Before diving into the design of ACR, let us first visit APR for some inspiration. In APR, there are broadly two classes

of approaches, i.e., the *semantics-driven* approaches and the *syntax-driven* approaches. The semantics-driven approaches, or correct-by-construction approaches, formally encode the program repair problem as a set of SMT constraints, and solve them for a repair [21, 23]. The syntax-driven approaches, or generate-and-validate approaches, leverage the “*plastic surgery hypothesis*” [6]: the code ingredients that can repair the software already exist somewhere in the codebase. These approaches *generate* a set of candidate updates, and *validate* them to find a repair. Without modeling program semantics [18, 19, 26].

We can see that existing ACR methods e.g., [2, 14, 15], fall within the first category of “*semantics-driven*” approaches, and acknowledge the scalability and generality limitations.

In this paper, we explore the other direction, i.e., the “*syntax-based*” approach, and find it a quite promising approach for ACR, due to the following reasons. First, the “*plastic surgery hypothesis*” also holds for network configurations, since multiple devices often take the same role with similar configurations, and misconfigured devices can be repaired based on configuration lines from other devices of the same role. Second, for syntax-driven approaches in APR, the validation process often dominates the total repair time, due to recompiling and rerunning parts or the entire program [27]. For network, configuration verifiers are already very fast and it is possible to validate a large number of candidate fixes for high repair ratio.

Following the direction of syntax-driven approach, we propose Astragalus, a general and scalable tool that can achieve ACR for large-scale production networks. Astragalus consists of three steps: (1) *Localization*. We localize suspicious configuration lines with techniques from APR, Spectrum-Based Fault Localization (SBFL)[4, 17]. The intuition for these techniques is that faulty lines contribute more to property violations than correct ones. (2) *Fix Generation*. According to the suspiciousness of configuration lines, we generate a set of candidate fixes including remove, insert, and modify, based on existing configuration in the same network. (3) *Validation*. We use off-the-shelf configuration verifiers to check whether the update resolves the violation without any side effects.

In summary, our contribution includes:

- We motivate a shift from semantics-driven paradigm to a syntax-driven paradigm for ACR, based on some insights from program repair.
- We design and implement Astragalus to realize ACR, a syntax-driven approach that is more scalable and general than existing methods based on SMT models.
- We test Astragalus on both real faults and synthesized network configurations with 15 types of injected errors, and show that it can repair all synthesized errors of $O(100)$ real devices with an average time of 6.97 seconds.

2 Motivation

In this section, we discuss the hurdle of current configuration repair approaches to motivate the need for a syntax-driven approach to ACR. Then, we contrast network configurations with software code to introduce the challenges of a syntax-driven approach.

2.1 Semantics-driven repair

Existing work has explored synthesis-based methods for root-cause diagnosis and automated repair. *Synthesis methods* build a formal model of the network control plane, and repair the configuration with solvers.

AED [2] encodes the intent like (e.g., blackhole-freedom) and the semantics of routing protocols as a set of SMT constraints, and introduces free variables for each line to represent candidate modifications. An assignment of these free variables that make the constraints satisfied is a repair. While this SMT-based approach guarantees correct updates, it is hard to scale to large networks, due to the vast search space generated by SMT constraints and free variables. Meanwhile, the repairs tend to focus on “the most straightforward modifications” that make the constraints satisfiable, which does not necessarily correspond to a true root-cause repair. For example, on our dataset with injected misconfigurations, AED produced a repair that restores reachability by adding a static route. Although this kind of “workaround” is functionally effective, it neither resolves the underlying configuration error nor provides a clear explanation of the root cause.

CEL [15] extends Minesweeper by decoupling configuration from the control logic and encoding the network model and intent using SMT constraints. It localizes misconfigurations by solving for a Minimum Correction Set (MCS) of constraints, which maps back to the root-cause configuration statements. However, since it is designed for fault localization, it can only identify the statements that are most likely responsible (in most cases), but cannot output an actionable repair. In addition, its scalability is similarly constrained by the size of the candidate space, the complexity of the constraints, and the performance of the solver. When these factors are combined in a large-scale data center network, the methods often struggle to maintain stable time/space consumption.

2.2 Preliminary of APR

In the following, we discuss approaches for automatic program repair (APR), which inspires our method in the next section. APR has been extensively studied, and methods for APR are broadly classified into two categories: *semantics-driven* methods and *syntax-driven* methods.

Semantics-driven approaches, also known as correct-by-construction approaches, formally encode the program repair problem as a satisfiability problem, i.e., a set of SMT constraints, and solve the problem using off-the-shelf SMT

solvers (e.g., Z3, CVC5) [21, 23]. The advantage of such approaches is that they can guarantee the repair does not introduce side effects. However, scalability is quite limited due to the fact that the entire problem can have many constraints.

Syntax-driven approaches, also known as generate-and-validate (G&V) approaches, is another important category of approaches for APR. Many of G&V approaches are based on the “*plastic surgery hypothesis*” [6], *that is, the code ingredients that can repair the software already exist somewhere in the codebase, so we can graft existing configuration lines to construct the repair.*

Automated Program Repair (APR) systems mainly follow generate-and-validate approaches: they enumerate patch candidates via syntactic modifications, such as template-based changes, and use the test suite as the primary correctness evaluation, rather than relying on a full semantic specification.

At a high level, these systems (i) generate a set of candidate updates and (ii) validate each candidate to identify a patch that fixes the failing behavior while avoiding regressions [18, 19, 26]. In practice, this approach is often preferred over semantics-driven repair because it is *more scalable*: it sidesteps expensive global semantic reasoning (e.g., solving large SMT constraints), and *more general*: it does not require a precise, program-specific semantic model, but instead leverages readily available tests for validation.

2.3 From APR to ACR

Automated Configuration Repair (ACR) and Automated Program Repair (APR) share a highly similar problem structure: both aim to apply smaller, safer changes, starting from current erroneous behavior and using consistent input intention without introducing side effects as the criteria to filter and validate candidate fixes, thereby driving the system from an incorrect state to one that satisfies the expected behavior. In practice, this intent is often expressed as a set of checkable specifications, such as test cases, configuration item checks.

Network configuration repair presents unique challenges compared with general program repair. Network configurations are typically declarative, with their effective behavior resulting from the composition and overlay of multiple rules. Consequently, configuration repair needs to take into account the system’s global behavior, which emerges from the combination of multiple configuration rules through mechanisms such as priority or override, and configuration items are interconnected through network topology, protocol states, and other information. Modification of a single rule may affect routing, access control, or service availability across the entire network. Therefore, network configuration repair cannot be accomplished solely through local syntax checking or single-rule validation.

To the best of our knowledge, all existing methods [2, 14, 15] for network configuration repair fall within the category of “*semantics-driven*” approaches. For example, CPR [14] and AED [2] encode network control plane semantics and operator intents as a set of SMT constraints, and incrementally synthesizing configurations by solving the satisfiability problem. CEL [15] localizes the root cause by solving the minimal correction set (MCS), a minimal subset of SMT constraints whose removal makes the remaining constraints satisfied. *In contrast, we explore the other direction, that is, the “syntax-based” approach for automatic configuration repair.*

3 Overview

3.1 Key Ideas

The key idea of this paper is: instead of following the semantic-driven approach, we explore the syntax-driven approach to achieve ACR for better scalability and generality. This feasibility of applying syntax-driven approaches is due to the following two observations.

The “plastic surgery hypothesis” holds true for network configurations. As observed in Provider A’s network, the devices are organized into availability zones, planes and pods; each of the zones also has multiple devices with the same role (i.e. core, aggregation, edge, etc.) to serve the purpose of redundancy. The devices serving as each other’s backup are often configured similarly; and even the devices with the same role in different zones share similar configurations to achieve the same functionality [10, 25]. Therefore, we can repair a device’s configuration by copying the configuration of other devices.

Validation is efficient for network configurations. Network verification is well-developed [33, 34] and can quickly check configuration correctness for large networks within seconds. Provider A has an in-house control plane simulator, which can finish the computation of the data plane for a production network with 2000 nodes, within 5 seconds, enabling us to efficiently try a lot of candidate fixes. Note that in APR, the validation process dominates runtime due to the time required for recompiling and rerunning parts or the entire program [27]. Thus, the efficiency of validation implies the efficiency of repair for network configurations.

3.2 Workflow

Figure 1 shows a simplified workflow of Astragalus. First, Astragalus does a full validation of the network to identify the incident and its impact range. After that, Astragalus tries to fix the network through multiple iterations of three steps: localization, fix generation, and validation.

Step 1: Localization (§4.2). The localizer aims to identify the suspicious configurations that would cause the incident. It tries to localize the fault based on the output from the

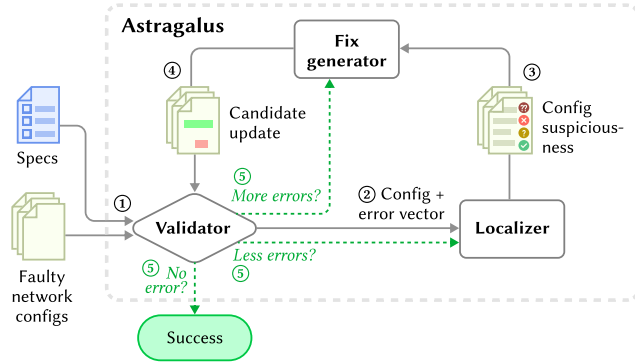


Figure 1. The workflow of Astragalus.

validator. With no extra information attached, it does the localization by best effort: the identified configurations by the localizer are usually *suspicious configurations* rather than the *root causes*. After the localization, the fix generator receives the suspiciousness of each part of the configuration.

Step 2: Fix generation (§4.3). Based on the suspiciousness provided by the localizer, the fix generator generates *candidate updates* heuristically, aiming to fix the suspicious config to resolve the incident. Like the G&V approach in APR, the fix generator selects one of the suspicious configuration and applies *change operators* to produce a new configuration, i.e. the candidate update. The change operators are purely syntactic, such as removing nodes in the abstract syntax tree (AST) of the configuration [7], modifying a node or inserting a new node with values from other ASTs.

Step 3: Validation (§4.4). After applying the change operator, the validator checks if the update satisfies the specification. Since network verifiers [12, 33] can simulate the control plane from configurations, we can use off-the-shelf tools to validate candidate updates. If the validator shows the network is fully fixed, it returns success. Otherwise, if it shows the network has fewer errors than before, it localizes again based on the new configuration (i.e., with the candidate update) to find new suspicious configurations; if it shows the network is not improved, it tells the fix generator to try again by generating a new candidate update and validate it. The above process iterates for several rounds until a repair is found, or a maximum number of iterations is reached.

3.3 Merits of Astragalus

The localize-fix-validate framework has three merits, compared with semantic-based approaches.

- **Scalability.** The search space for fix is relatively small, as it only involves a small subset of configurations related to the suspicious one.
- **Generality.** The framework generalizes to different protocols and vendors, since it operates upon configuration syntax, rather than semantic.

- **Flexibility.** the framework allows a flexible choice of various techniques for each stage. For example, many SBFL methods can be applied for localization.

4 Design

This section presents the design of Astragalus, which consists of three steps, i.e., localization, fix generation, and validation.

4.1 Modeling the configuration

As a syntax-driven approach to ACR, the prerequisite for Astragalus to generate a valid fix is to keep the fix syntactically correct. This section focuses on the modeling of the configuration used by Astragalus.

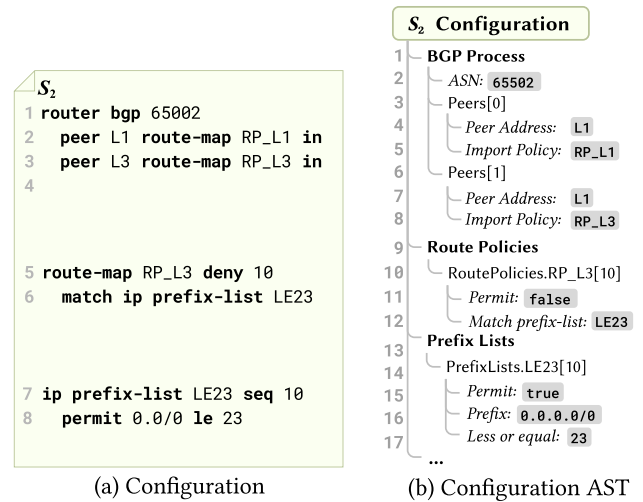


Figure 2. A sample configuration snippet (a), the corresponding AST (b).

Most routing software and network simulators model the configuration as an abstract syntax tree [12]. Similarly, Astragalus also internally represents the configuration files as an AST. Figure 2(b) is an example of the AST of Figure 2(a). It organizes the configuration into three nodes: BGP process, route policies, and prefix lists; and each node is a well-formed structure containing child nodes, e.g. BGP peers and prefix list rules. The leaves of the AST are singular parameters: A string like the import policy, a boolean for permit, and an IP address for the peer address. To make the AST syntactically correct, its nodes are well typed; e.g., a route policy node cannot be a child of a prefix list. We can only remove or add children to some of the AST nodes, e.g. adding a new rule to a prefix list is valid, but we cannot create a route policy with two permit / deny actions.

Astragalus generates syntactically valid candidate updates on the AST. To meet the restrictions, we hereby define two terms:

1. A **configuration unit** is a node in the AST. The term *configuration unit* and AST node are used interchangeably throughout the rest of this paper.

2. A **container configuration unit** is a node in the AST that supports deleting or adding nodes of the same type as its children.

Here, the peers of a BGP process, the route policies, the nodes of a route policy, the prefix lists, and the rules of a prefix list are all container configuration units.

With the terms and configuration model being defined, we will walk through the three key steps of Astragalus in the following sections by demonstrating a repair example. Figure 3 demonstrates a typical configuration failure scenario. In this topology, S_3 is configured with three BGP aggregate addresses 20.7.0.0/23, 30.5.0.0/23, and 50.1.0.0/24. S_0 (the configuration is not shown) has an advertised network of 10.0.0.0/26. Ideally, S_2 should propagate all three aggregate addresses from S_3 to S_1 , but due to a misconfiguration in the import policy from S_3 (in line 9, it should permit rather than deny the routes), S_2 no longer receives the route, thus causing a black hole on prefix 20.7.0.0/23 and 30.5.0.0/23.

4.2 Localization

In APR, spectrum-based faults localization (SBFL) is a widely-used technique which generates suspiciousness scores for each line of a given program. Specifically, it uses a test suite [3], and generates an *execution profile*, which contains:

1. A *coverage report*: what test cases are executed by each line of code.
2. An *error vector*: the pass / fail result for each test case.

Astragalus uses SBFL in the localization step. The following section introduces how to construct the test suite, how to execute the test suite to form the execution profile, and how to compute suspiciousness of each configuration unit.

Prefixes as the test suite. For APR, the test suite is a set of inputs to the program. Since the input space of the program can be huge, and even unlimited, one has to sample some inputs to form a test suite. By viewing the network control plane as a program, the inputs are a set of prefixes announced by some devices inside the network or advertised into the network by some neighbors. For example, BGP uses commands like `bgp network` and `bgp aggregate`¹ to announce a prefix. Compared to the huge input space of APR, the space of prefixes for a network's control plane is often quite limited, and even fixed in prior. For example, all prefixed announced inside the network can be easily determined based on the device configurations. Therefore, Astragalus constructs the test suite as the set of all prefixes specified by all *bgp network*. In case which external routes are also relevant, their prefixes are included in the test suite as well.

Computing the configuration coverage report. Compared with APR, computing how each configuration unit

¹bgp aggregate networks are not included in the test suite because it is only announced if a detailed route in the range of aggregated prefix exist; we trace the detailed route instead.

is covered by a prefix seems to be tricky, since the routing and forwarding behaviors are jointly determined by the configurations, the control plane semantics, and the routing software / simulator implementation. However, we can still see the configurations as executable “code”: When the routing software / simulator references one configuration unit while it is dealing with some route, we say the configuration unit is “executed”, and the unit is considered covered by the prefix of the route.

For example, in Figure 3, the propagation of aggregate route 20.7.0.0/23 covers the following configuration units in sequence:

1. Line 14, as S_3 is processing the BGP route aggregation;
2. Line 13, as the aggregate route is being exported by the BGP process to neighbor S_2 ;
3. Line 6, as the route is being received by the BGP process of S_2 ;
4. Line 8, as the BGP process of S_2 is finding the neighbor configuration for the incoming routes;
5. Line 9, as the BGP process of S_2 is processing import policy `RP_S3` for the route;
6. Line 10, as the route is processed by the route policy's first node;
7. Line 11 and Line 12, as the route is being tested for the match condition `LE23`.

For Astragalus, we implement the coverage test functionality as an interface of the in-house simulator. We start an iteration of data plane computation. The simulator records the coverage during its simulation process, and outputs the report to Astragalus.

The execution is initialized by simulating a single iteration of route advertisement from a converged data plane: each router sends all of its routes in the main RIB to neighbors. The insight of starting from a converged data plane is as follows: (1) the test cases (i.e. the *bgp networks'* and *external routes'* prefixes) are propagated to every destination as the control plane program suggests, so every logic that should be covered by the test cases is covered; (2) because of the convergence, route withdrawal in transient states will not affect the coverage. The converged data plane can be derived from the validation step of the previous ACR iteration to avoid duplicate calculation. By aligning Astragalus's AST with that of the simulator's, the coverage report can be used seamlessly by Astragalus.

Generating the error vector. In Astragalus, we use *specifications*, which are specified by the operators, to check whether a test case passes or not. We use per-prefix forwarding graph as the default specification of Astragalus, as it implies many invariants in a network, such as reachability, blackhole freedom, loop freedom, route-hijacking freedom,

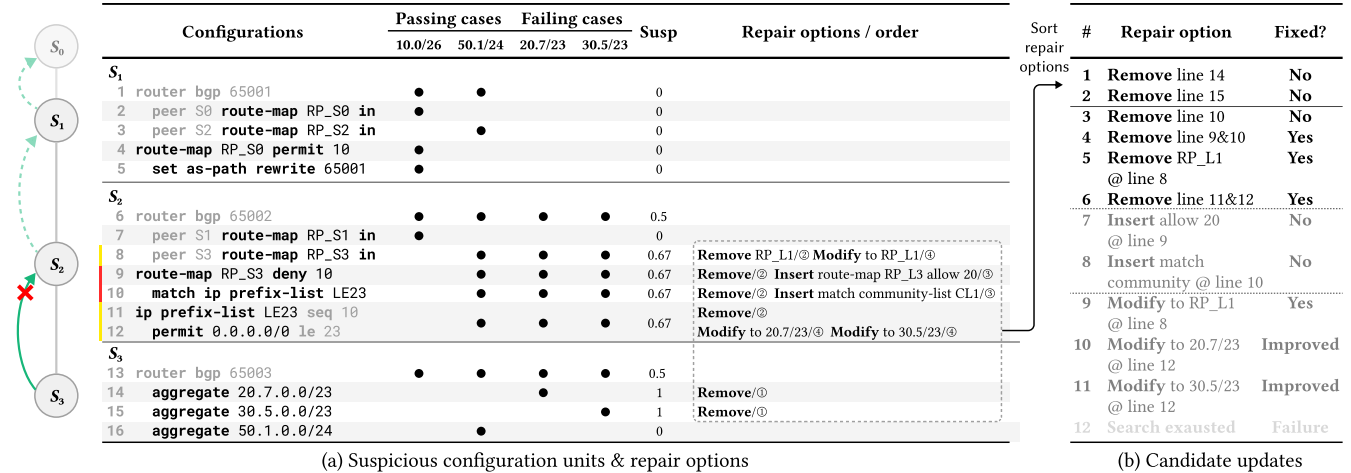


Figure 3. An example for localization and fix generation of ACR. The leftmost graph is an illustration of the topology. (a) The coverage report and suspiciousness calculation of each configuration unit in S_1 , S_2 and S_3 , using Tarantula; the repair options of each suspicious configuration unit. (b) The candidate repair options, and whether the repair option would fix the network. “Improved” means although the network still have issue, some of the failing prefix is solved.

and ECMP multipath. The forwarding graph can also be automatically generated in a well-formed hierarchical network like fat-trees. For each prefix in the test suite, Astragalus generates the forwarding graph of that prefix from the data plane computed by the simulator, and checks if the forwarding graph is different from the one in the specification. If the path violates the specification, Astragalus adds the prefix to the set of *failing tests*; otherwise, Astragalus adds it to the set of *passing tests*.

Astragalus enables a wide range of specifications choices, as long as a specification can test whether a prefix meets its requirement. For example, all-pair reachability is a parameter-free specification which can be adapted by Astragalus; the specification reports failure if and only if any of the nodes cannot reach the owner of the prefix.

In the example of Figure 3, we mark two prefixes (10.0.0.0/26, 50.1.0.0/24) as passed, as they can be reached from all other devices; we mark the other two prefixes (20.7.0.0/23, 30.5.0.0/23) which are denied by line 9 and 10 are marked as failed.

Calculating suspiciousness scores. Astragalus can use any SBFL technique to calculate suspiciousness scores. Among the well-known methods like Tarantula [17], Ochiai [3], Jaccard [9], and D-Star[29], Astragalus uses Ochiai by default, to calculate the suspiciousness scores for configuration units. According to Ochiai, the suspiciousness of a statement s is calculated as:

$$\text{susp}(s) = \frac{\text{failed}(s)}{\sqrt{(\text{failed}(s) + \text{passed}(s)) \cdot \text{totalfailed}}} \quad (1)$$

where $\text{failed}(s)$ and $\text{passed}(s)$ represent the number of failed and passed test cases executed by the statement s , respectively; Meanwhile, totalpassed and totalfailed represent the

total number of failed and passed test cases. The decision of using Ochiai SBFL technique as default is based on the evaluations in §5.6.

4.3 Generating the Fixes

The fix generation step generates candidate repairs for the suspicious configuration units computed by the localization step.

How to fix. For each suspicious configuration unit, Astragalus can use three *change operators* to fix the suspicious configuration unit.

- *Remove* deletes the node (and its subtree) of the suspicious configuration unit from the AST.
- *Insert* inserts a node into the suspicious configuration unit in the AST.
- *Modify* changes the value of the suspicious configuration unit to other values different from the current one.

Where to apply Remove / Insert / Modify. As discussed in §4.1, to maintain the syntactic validity of the AST, only **container configuration units** support *Insert* and *Modify* operators. As a result, we restrict *Remove / Insert* to be applicable to only container configuration units; *Modify* can be applied to any configuration unit.

What to Insert / Modify. As the plastic surgery hypothesis suggests, Astragalus inserts into / modifies the suspicious configuration unit with nodes that exists elsewhere. At first glance, it seems there are a large number choices for configuration lines to copy and parameters values to modify. However, we find that the number of all feasible choices

is quite limited for network configurations, due to device roles and configuration syntax. More specifically, Astragalus selects a device of the *same role* (including the device itself) as the template device, and chooses a configuration unit of the *same type* as the suspicious unit.

Figure 3(a) shows the fixes that can be generated from the suspicious configurations, only part of the *Modify* and *Insert* options are shown. For example, line 8 shows the possible repair options for configuration unit `route-map RP_S3` in. As the import policy is optional (i.e. a container configuration unit with capacity of 1), the *Remove* option can be applied; it may also paste the route policy name `RP_S1` from line 7.

Deciding the order of fixes. Astragalus generates all possible fixes for configuration units with a suspiciousness score > 0 . Then, Astragalus sorts the possible fixes from high to low based on the suspiciousness of the configuration unit from which each fix is generated. If multiple configuration units have the same score, then *Remove* updates are placed higher in the list and searched earlier, since there are at most one removing option per configuration unit, and it is more likely to yield a successful repair based on our tests; *Insert* updates are placed after *Remove*, and finally *Modify*, if the comparison is a tie, their order in the list is determined randomly. The order is decided based on the heuristics of the data center studied. The list then forms all candidate updates of the network, as shown in Figure 3(b).

4.4 Validating the Fixes

For each fix, Astragalus first apply the fix to the configurations, thus forming a new control plane consisting of the new configurations. Then Astragalus computes the data plane, and validate the fix by testing if all test cases are passed, using the specification described by §4.2.

The above process of generate-and-validate is repeated for multiple iterations until a repair is found. In each iteration, we apply the topmost repair option in the candidate update list (as shown in Figure 3) to our network, and a new set of configurations with the repair applied (e.g. the removal of line 6 in S_2) is produced. By viewing the old and new set of configurations as two states, each iteration can be seen as transition from the old state to the new one. Therefore, Astragalus needs a search strategy to efficiently explore the state space of configurations.

Currently, Astragalus adopts a depth-first strategy as follows. After each iteration, if the new configuration state produces less errors, then we fork a new iteration base on the new state, and start searching on the state immediately. To avoid duplicates, we will check whether the state has been visited before executing the iteration. We also backtrack to the previous state if the repair option is exhausted.

If we find the state that produce no error, we report a successful repair, with the path to the final state as the final repair suggestion.

5 Evaluation

In this section, we evaluate Astragalus to answer the following research questions: **(RQ1)** Can Astragalus accelerate the repair / fault localization of network configurations? **(RQ2)** Can Astragalus improve the scalability of ACR to larger production networks? **(RQ3)** Can Astragalus provide higher quality repair suggestions than existing tools? **(RQ4)** Is localization (SBFL) effective for repairing network configurations?

5.1 Implementation

We implemented Astragalus with $\sim 10K$ lines of Rust code. Astragalus is implemented with two parts:

- ACR-SDK is an SDK that provides utilities for Rust-based simulators to meet all the requirement to implement ACR on top: it provides utilities to insert hooks and generate coverage report in its simulation logic; it also provides functions for localization and fix-generation.
- Astragalus is developed as a feature of the in-house simulator that uses ACR-SDK to fully implement ACR.

5.2 Dataset and Setup

Real dataset. The real dataset is based on a subset of the production network of the CSP we studied. It is sampled based on the principle that we should be able to reproduce all historical incidents. If certain devices were taken offline due to architectural evolution, we manually selected substitute online devices with the same role. In the end, the dataset consists of 83 devices with 306 lines of configuration on average, preserving the topology and configuration of the production network.

Synthetic dataset². We also synthesized a dataset of 5 different sizes ($k = 4, 6, 8, 10, 12$) of fat-tree topology [5] based on [24]. Each device has 97.4 \sim 163 lines of configuration on average, respectively. To reflect the characteristics of the CSP's real data center networks (DCNs), we have modified the configurations as follows.

- In DCNs, the devices at the same layer reuse the ASNs. As a result, the AS-path of a BGP route sent across a layer twice may contain two identical ASNs. To prevent routes from being dropped because of the eBGP loop prevention mechanism, we configure `as-path rewrite` on the aggregation devices, and the corresponding route policies.
- In DCNs, devices configure BGP aggregation to reduce the total number of routes. We configure BGP aggregation on the aggregation devices, and route policies on the core devices to only import aggregate routes.

²The synthetic dataset will be open sourced after acceptance.

- DCNs are constantly expanding, leaving some legacy configurations in place. Even if these legacy configurations are not used, they are still kept to avoid unexpected incidents, causing redundancy in configurations. In the route policies created above, we mimic this characteristic by introducing some redundant route policies, e.g., a route can be matched by a community list, a prefix list, or both.

Table 1. Misconfigurations and support of tools.

ID	Description	Supported by		
		AED	CEL	Astragalus
1	Wrong set as-path (shorter)			✓
2	Wrong route policy application	✓	✓	✓
3	Missing prefix list rule	✓	✓	✓
4	Missing route-policy node	✓	✓	✓
5	Additional aggregate address			✓
6	Additional route policy node	✓	✓	✓
7	Additional prefix list rule	✓	✓	✓
8	Wrong route policy node permit	✓	✓	✓
9	Wrong prefix-list rule permit	✓	✓	✓
10	Wrong match-prefix	✓	✓	✓
11	Wrong route policy node priority	✓	✓	✓
12	Wrong set as-path (longer)			✓
13	Missing route policy application	✓	✓	✓
14	Missing set as-path			✓
15	Additional set as-path			✓

Misconfigurations. We consider 15 types of configuration errors, as shown in Table 1. The first 7 are real historical bugs, while the remaining 8 are bugs that we hypothesized to be at risk of occurring. For each type of error, we generate 100 instances for the above two configuration datasets. Specifically, we generate *missing* errors are introduced by randomly removing a corresponding configuration, *additional* errors by copying and pasting a corresponding configuration from a random device, and *wrong* errors by changing a parameter to some value, which can be a flip of “permit”/“deny”, or a value pasted elsewhere.

These errors may lead to two types of incidents: (1) reachability incidents, where one or more devices cannot reach a prefix; and (2) path change incidents, where the forwarding paths in the misconfigured network are different from the original ones. Note that some types of the misconfigurations may not cause a reachability incident in some networks. For instance, changes in the Aspath length will not affect the network we have generated. For the real configuration dataset, 100 errors cause path change incidents for each error type. For the synthesized configuration dataset, 50 errors cause path change incidents for each error type, and 50 errors cause reachability incidents only for ER2~ER11.

Compared methods. We compare Astragalus with two state-of-the-art methods – AED [2] which can synthesize repairs to make the configurations satisfy specified properties, and CEL [15] which can localize the configuration errors

that cause property violations. but cannot return any repair. The comparison is only done for errors causing reachability incidents, as the two methods do not support specifying forwarding paths.

Setup. The tests are configured with a timeout of 10000 seconds. All experiments were run on a bare-metal server, with 2x AMD EPYC 7Y83 64 core CPU running at 3.1GHz and 1007GiB of memory. Each individual repair attempt was run in parallel, with 8 logical CPU-core assigned using Linux CPU affinity.

5.3 (RQ1) Repair Performance

Table 2. Average time (in seconds) of repairing / locating errors causing two kinds of incident of AED, CEL and Astragalus in fat-tree ($k = 4$) in the public dataset. “×” means the error is not supported by the tool, and “-” marks the unavailable dataset / time.

Error ID	Reachability (s)			Path Change (s)		
	AED	CEL	Astragalus	AED	CEL	Astragalus
1	-	-	-	×	×	0.291
2	77.59	86.18	0.019	×	×	0.054
3	67.11	86.27	0.016	×	×	0.045
4	66.90	85.70	0.029	×	×	0.245
5	×	×	0.066	×	×	0.067
6	76.59	105.51	0.017	×	×	0.066
7	112.28	87.63	0.015	×	×	0.073
8	112.46	83.94	0.027	×	×	0.093
9	111.84	141.73	0.016	×	×	0.046
10	109.15	84.72	0.018	×	×	0.071
11	108.79	84.98	0.013	×	×	0.052
12	-	-	-	×	×	0.065
13	-	-	-	×	×	0.156
14	-	-	-	×	×	0.057
15	-	-	-	×	×	0.072
Average	93.63	94.30	0.024	-	-	0.097

Performance on the synthetic dataset. For the synthetic dataset, all three tools can correctly repair / locate 100% of the faults. Table 2 shows the time of repairing (for AED and Astragalus) / locating (for CEL) the misconfiguration that causes the error. As shown on the table, in a relatively small network, Astragalus is able to repair the fault 4~5 orders-of-magnitude faster than the state-of-the-art solutions like AED and CEL.

Both AED and CEL cannot repair / locate Error 5, because in minesweeper, once a device is identified as the destination device, it will unconditionally advertise the dst IP to its neighbors, effectively ignoring the impact of aggregate routes; therefore, even if extra aggregate routes are injected into the edge device for ER5, they do not change the original reachability, and AED and CEL will not treat this as an error.

Performance on the real dataset. Table 3 shows the success rate and average repair time of Astragalus in the real

Table 3. Success rate and time of repairing errors in the real dataset.

Error ID	Success Rate	Median Time (s)	Average Time (s)
1	91%	0.38	1.02
2	100%	10.06	12.57
3	97%	0.23	1.63
4	98%	5.89	9.82
5	100%	0.06	7.31
6	92%	1.08	11.35
7	100%	0.14	2.31
8	100%	4.37	7.03
9	100%	0.25	0.27
10	98%	0.22	3.11
11	100%	12.35	9.87
12	100%	0.49	0.70
13	87%	0.05	16.39
14	100%	0.08	0.15
15	100%	4.75	20.41
Overall	97.53%	0.41	6.93

dataset. As shown on the table, in the real dataset with more devices and configurations, Astragalus is still able to achieve an average repair time of 6.93 seconds, while most of the errors can be repaired in less than a second.

Notably, the success rate of Astragalus is no longer 100%. The most significant reason is that in the reduced data center topology, there are devices with a role only appears once in the data center; and some configurations are unique across the network. When these configurations are removed or altered, the plastic-surgery hypothesis no longer guarantees a valid fix. However, when applying to a real data center network, this phenomenon could be ignored, as the devices usually have more redundancy.

5.4 (RQ2) Repair Scalability

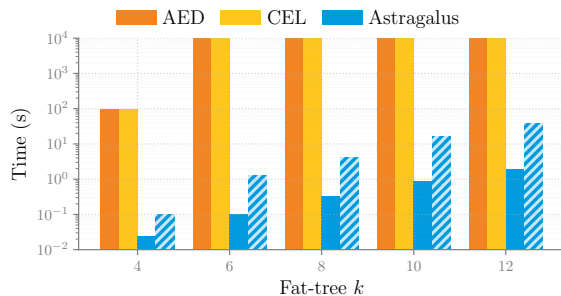


Figure 4. The average repair / locate time of AED, CEL, and Astragalus. Solid bars is for reachability incidents, and striped bars is for path change incidents.

Figure 4 shows the repair time of Astragalus over different sizes of fat-trees in the synthetic dataset, alongside AED and CEL. The x-axis denotes the fat-tree size k (ranging from 4 to 12), while the y-axis reports repair/location time in seconds on a logarithmic scale. As evidenced in the figure, AED (orange bars) and CEL (yellow bars) exhibit severe scalability limitations. For $k = 4$, both tools require approximately 100 seconds to complete their tasks. However, for $k \geq 6$,

their execution times plateau at the 10,000-second timeout, indicating they are no longer practical for moderately sized networks. In contrast, Astragalus (blue bars) demonstrates exceptional scalability, with repair times remaining orders of magnitude lower across all network sizes. As network size increases to $k = 12$, Astragalus’s repair times rise gradually to less than 1 minute for path change incidents, and remain at 1.9 seconds for reachability incidents.

The difference in time of faults causing reachability incidents and path change incidents is also noticeable. As fat-tree is a robust network topology for networks with redundancy in mind, there are few less ways to introduce a fault by altering a single configuration unit, making the error profile more monotonic. Moreover, these errors are more likely injectively injected into the “weaker” points in the network, e.g. the edge switches’s export policy to the aggregation layer. As these weak points brokes, the routes of the faulty prefixes are only propagated to very few devices, making the number of configuration units covered by these prefixes small; further concentrating the selection range of SBFL.

5.5 (RQ3) Repair Quality

To quantify the repair quality of Astragalus, we evaluate how many repair suggestions are given by directly removing the root cause of the problem, i.e. removing the misconfiguration being injected. we define *hit ratio* as the frequency of a tool giving a repair suggestion with the location *exactly the same* as the location where the misconfiguration is injected. That is, if a repair is “add a static route”, it does not count as a hit since it does not localize the root cause. This metric roughly estimates the probability that the repair solutions provided by Astragalus are *directly adopted* by operators.

For each network to be repaired, CEL gives multiple *candidate predicates*, which can be seen as the possible locations of misconfigurations. To apply a fix, network engineers also need to investigate all of the candidate predicates. We calculate the frequency of the root cause as the frequency of the root cause in all candidate predicates.

Table 4 presents the hit ratio of AED, CEL, and Astragalus. A key note is that despite CEL’s lower overall hit ratio compared to Astragalus, it includes all root causes within its candidate predicates, which means network engineers can still identify the true issue by investigating the full set of CEL’s suggestions.

For all test cases, AED exclusively proposes adding static routes, which do not localize the root causes, resulting in a hit ratio of 0% across all errors. The hit ratio of Astragalus highly relies on the misconfiguration type and the priority of the candidate updates. If an easier approach (e.g. changing a node of route policy from “deny” to “permit”) can fix the network, Astragalus would not search further for the root cause, e.g. adding a new route policy. This leads to the vast difference of the hit ratio: errors with easier root causes tend to have higher hit ratio.

Table 4. Average hit ratio of AED, CEL and Astragalus in fat-tree ($k = 4$) in the synthetic dataset. “×” means the the tool cannot locate the error.

Error ID	Reachability			Path Change
	AED	CEL	Astragalus	Astragalus
1	-	-	-	40%
2	×	50%	12%	18%
3	×	20%	0%	0%
4	×	25%	100%	82%
5	×	×	100%	100%
6	×	25%	100%	78%
7	×	17.36%	64%	66%
8	×	25%	100%	82%
9	×	4.68%	0%	0%
10	×	20%	0%	16%
11	×	25%	100%	76%
12	-	-	-	0%
13	-	-	-	0%
14	-	-	-	0%
15	-	-	-	100%
All	0%	16.33%	57.6%	43.9%

A low *hit ratio* also does not necessarily means low fix quality. For instance, a fault introduced by removing a route policy node may be fixed by changing the route policy to another one. Since the location of the fix is different from the injected misconfiguration, it would not be counted as a “hit”, but it would also reveal the root cause of the fault to the network operators.

5.6 (RQ4) Localization quality

Astragalus searches candidate updates guided by the suspiciousness given by SBFL. Without an efficient localization strategy, Astragalus may end up with randomly searching and validating in space of all configuration units, which is extremely time consuming. As a result, the localization quality directly determines the efficiency and quality of Astragalus.

We define *relative root cause location* L_r as the ratio of position of the root cause configuration in the list to the number of all suspicious configuration units. For example, if the suspiciousness of the root cause is 0.5, and there are 5 configuration units with suspiciousness higher than 0.5 out of a total of 100 configuration units, the relative root cause position is $5/100 = 0.05$.

The distribution of L_r indicates how effective the localization is. If we choose the fix randomly from all suspicious configuration units, L_r should satisfy uniform distribution, where the root cause should be found anywhere with equal possibility density; if the localization method is effective, we should expect more root causes to be found in prior positions.

Figure 5 shows the cumulative distribution function (CDF) of the relative root cause location L_r for 4 SBFL techniques: Ochiai, tarantula, jaccard, and D-Star (with parameter 2). In both path change and reachability test cases, Ochiai, Jaccard and D-Star² do not have observable difference in the CDF;

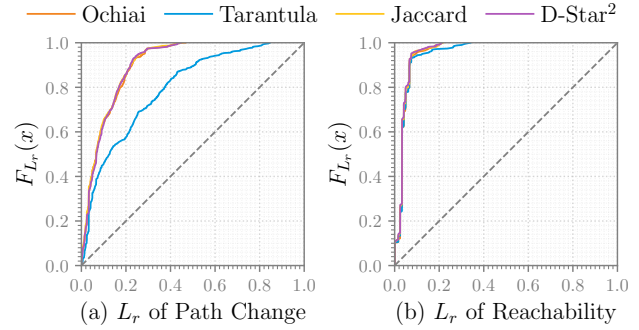


Figure 5. CDF of *relative root cause location* (L_r) of the 4 SBFL techniques. The diagonal line indicates L_r of selecting suspicious configurations randomly.

but all of the three methods can find the root causes faster than Tarantula.

We choose Ochiai as the default because it is one of the three faster SBFL techniques, but using Jaccard and D-Star² will not make localization observably less accurate. Choosing Tarantula, however, would make the localization, and the repair slower. In fact, in fat-tree with k as small as 6, Tarantula cannot find a valid repair within 6000 iterations for 9 cases of path change incidents, making the repairing time more than 5 minutes; while using Ochiai, all faults in the synthesized dataset can be repaired within 2607 iterations.

5.7 Microbenchmarks

To gain a deeper understanding of the characteristics of the repairing process and outcomes by Astragalus, we tested (1) the time of the three steps – localization, fix generation and validation, takes separately; (2) the proportion of three operators – *Remove*, *Insert* and *Modify*, given by the repair suggestion.

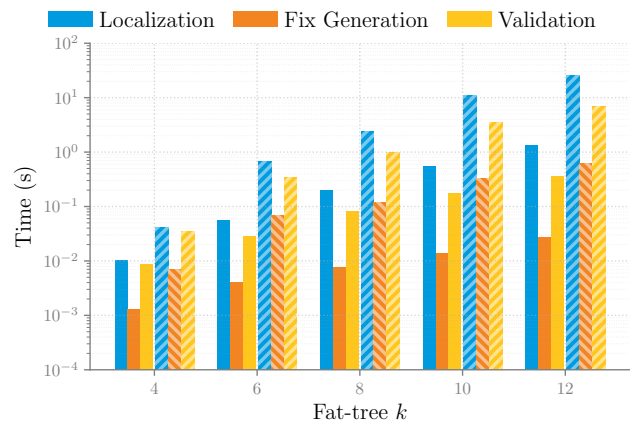


Figure 6. The average time of localization, fix generation, and validation of Astragalus, in the synthesized dataset. Solid bars is for reachability incidents, and stripped bars is for path change incidents.

Figure 6 shows the running time of the three modules, in the synthesized dataset. We see that most time are spent on localization and validation, where the simulator involves to compute the data plane / generate the coverage report. Generating fixes, however, takes much less time since the simulator is not involved.

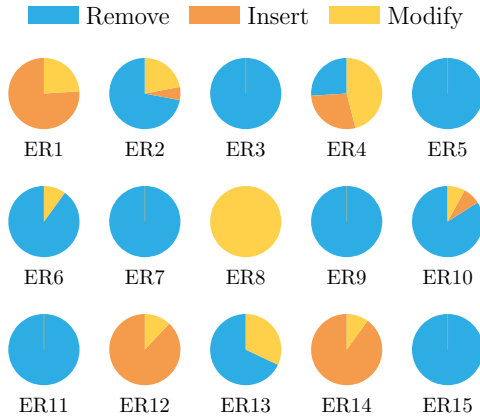


Figure 7. The proportion of three change operators applied in fixing fat-tree 8's path change incidents.

Figure 7 reveals the proportion of the three change operators for fixing each kind of misconfigurations. In total, although ER5, ER6, ER7 and ER15 are the only 4 out of the 15 misconfigurations whose root cause should be removed, 66.5% of the repair suggestions uses the *Remove* change operator. The proportion of *Remove* operator is even higher for the reachability incident dataset: 79% of the faults can be repaired with the *Remove* operator. In the real dataset, *Remove* is still the most dominant change operator, which can fix 37.4% of the faults. The second most used operator is *Insert*, counting up for 18.4% of the fixes. Only 15.1% of the cases are fixed by *Modify* operator.

6 Real-World Experiences

As a tool aiming for ACR in real production networks, Astragalus has been tested on a large service provider's networks, which have $O(1,000) \sim O(10,000)$ devices. In the following, we share 2 of the incidents highlighting the scalability, repair quality, and limitations of Astragalus.

6.1 Incident A: Blackhole due to VSBs

Network and configurations. The network comprises ~ 1000 devices, and each device has $\sim 20,000$ lines of configuration on average. As shown in Figure 8(a), The network includes multiple data centers (only two of them are shown, with ASN 12 and ASN 13), and they are connected by a transit AS (ASN 11). In ASN 11, each data center has two peering switches (S_3, S_4 for AS12, and S_7, S_8 for AS13) which are connected to the neighbor AS, and a BGP route-reflector (RR). The RRs of the two datacenters establish IBGP peer to exchange routes

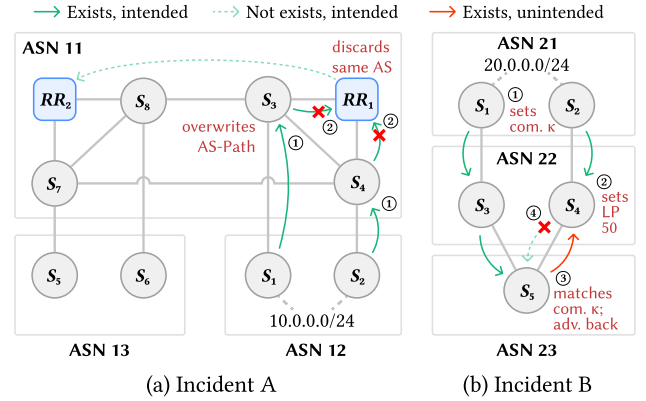


Figure 8. Two real-world network incidents studied. The arrows indicate the propagation of the routes.

from two data centers; and the peering switches only establish IBGP peer with the corresponding RR ($S_3, S_4 \leftrightarrow RR_1$, $S_7, S_8 \leftrightarrow RR_2$).

Many data centers in the network reuses ASN in some layer of the network. As a result, the AS-path of a BGP route sent from from one data center to another may contain two identical ASNs. To prevent routes from being dropped because of EBGP loop prevention mechanism, the peering switches in AS11 configures as-path rewrite (as the import policy from the AS12 / AS13) to override the AS path of the routes sending to another data center. Any routes with the AS-path containing ASNs from the original data center will be replaced with ASN 11 repeated several times.

The incident. The operators found that the routes originated from ASN 12 could not be received by the devices in ASN 13. The root cause is that the operators overlooked the vendor-specific behavior (VSB) of the RRs – it not only have EBGP loop prevention mechanism in BGP standard, it also have IBGP loop prevention: it would discard a route if it contains the ASN it belongs to. As S_3 and S_4 rewrote the AS-path of the route from AS12 to several 11s, RR_1 thought it contains an IBGP loop. As a result, RR_1 could not learn the routes from AS12, and all of RR_2, S_7, S_8, S_5 and S_6 could not receive it.

The repair suggestion given by Astragalus. Astragalus gave 2026 candidate updates for the network fault. Among these updates, the 23rd most suspicious update is to *Modify* set as-path **replace** to set as-path **exclude** in the import policy from S_1 in S_3 . Effectively, instead of overriding the AS-path by its own ASN, it empties the AS-path attribute directly. Thus, it prevents the IBGP loop prevention mechanism of RR_1 from acting unintentionally, while also serves the purpose of preventing routes drop by EBGP loop prevention in other data centers.

Astragalus adopted it as the fix successfully restores the reachability requirement from AS13 (via S_3) to AS12. Nonetheless, AS12 is still unreachable via S_4 , since S_4 's route was still

being rejected. Astragalus continued searching, and found the same fix for S_4 in another 23 iterations. The network is now fixed with correct ECMP paths to AS12. In total, the repair solution is found in 118.35 seconds from 47 iterations (including 1 verification iteration at the very beginning).

Lessons learned. (1) Astragalus is scalable. It can be applied on real, hyper-scale data center networks, providing repair suggestions in minutes. (2) SBFL in network configuration is effective, as the root cause is found in top 1.1% of the candidate updates.

6.2 Incident B: Route Flips

Compared to Incident A, Incident B features more complex and obscure phenomenon and root cause.

Network and configurations. The network is larger than Incident A's, with $10\times$ more devices and $4\times$ more total lines of configuration. As shown in Figure 8(b), the devices of AS21 is configured with BGP aggregate address of $20.0.0.0/24$ and advertises the route into AS22. They are configured with an export policy to AS22 that sets the community attribute. In AS22, the switches sets the BGP routes coming from AS21 to have a lower local preference. Switches in AS23 would also advertise some prefixes to the network. It does so by matching community κ , which is set up by the downstream devices.

The incident. After adding two new switches S_1 and S_2 in AS21, a route flapping happened between S_3 , S_4 and S_5 . The root cause was: the configuration of export policy in S_1 and S_2 mistakenly set the community to κ . Considering the propagation path of $20.0.0.0/24$ from S_1 first. The route propagated normally in $S_1 \rightarrow S_3 \rightarrow S_5$; but as κ is matched by the export policy to AS22 in S_5 in AS23, the route is advertised back to S_4 . S_4 also receives the route $20.0.0.0/24$ from S_3 , but due to the low local preference set by the import policy from AS21, S_4 now prefers the route sent from S_3 , and the route sent to S_3 is withdrawn. The same problem also happened on S_3 . But as the route sending from S_4 to S_5 withdrawn, it still prefers the route sent from S_1 .

The repair suggestion given by Astragalus. In this incident, however, Astragalus does not repair the network directly by revealing the root cause. Instead, Astragalus gives repair suggestions for two locations in S_3 and S_4 : First, in the 5th iteration, Astragalus find the candidate update on S_4 to *Modify* the import policy from AS23 from allow to deny. As S_4 is no longer able to receive routes from S_5 , so the routes from S_2 , despite the low local-preference, is preferred. The route from S_4 , still matches the community κ in S_5 and is still preferred in S_3 . But as it is no longer withdrawn from S_4 , the route flapping stopped.

The next step is to fix the incorrect route propagation from S_5 to S_3 . In the 15th iteration, Astragalus find the candidate update on S_3 to *Modify* the import policy from AS21 to a

policy that sets the *local-preference* of routes to 200. The fix is pasted from the import policy of S_3 from a network controller. As the direct cause of the incident is that S_3 and S_4 's local preference of routes received from AS21 is lower, the repair candidate removes the condition for S_3 to prefer routes of $20.0.0.0/24$ from S_5 . Finally, the route from both S_1 and S_2 is propagated correctly. In total, the repair solution is found in 315.93 seconds from 15 iterations.

Lessons learned. The repair suggestions generated by Astragalus may not *be* the root cause, but it can be helpful to *find* the root cause. In this case, the lower local-preference of S_3 and S_4 is a direct cause of the route flapping problem. With the suggestion, network engineers can easily find the reason of why routes in S_5 are sent back to S_4 , further find the matching condition and the mistakenly set community value. On the other hand, one might not take the suggestion as a permanent solution for a network fault, as it might be not robust and only works for the specification when fixing.

7 Discussion

Using LLMs for fix generation. In this paper, we leveraged the “plastic surgery hypothesis” for repair network configurations. When generating fixes, we used heuristics to generate fixes from candidates. Recent studies (e.g., [30]) suggests that LLMs can be used to find better fixes. We will try to apply similar approaches to improve the quality of fixes in the future.

Repairing data plane misconfigurations. Astragalus currently repairs only misconfigurations for routing protocols (e.g., BGP). There are other configurations used for data plane forwarding (e.g., policy-based routing and NATs), and can also cause network incidents if there are errors. For data-plane configuration, the same SBFL approach also works. By viewing packets as test cases, and test packet forwarding properties (reachability, blackhole-freedom, etc.), the localization approach can be also applied on data plane configurations. As the simulator only supports simulation of control plane. Astragalus currently is unable to fix these configurations. In the future, we will try to implement the ACR principle on data plane or general network simulators to enable the repair of data plane configurations.

Repairing wide-area network configurations. In this paper, we design and evaluate Astragalus based on data center network configurations. For other kinds of networks such as WANs, we tentatively think the plastic surgery hypothesis also holds, as there are also some level of redundancy (e.g. multiple border routers peering with the same ASes). Therefore, we hypothesize Astragalus can be a general tool for repairing these networks. We leave the evaluation of Astragalus on WANs as a future work.

Limitations. For those incidents caused by missing the origin of the route – advertisement statement, route redistribution, static route, etc., Astragalus cannot generate the coverage report based on current test suite, since the faulty prefixes are not generated, and configuration units cannot. We leave it to manual troubleshooting because they are relatively obvious.

8 Conclusion

In this paper, we motivate the need of automatic configuration repair (ACR) with experiences of real-world network incidents. Inspired by APR, we propose to achieve ACR with a syntax-driven approach, which is general and scalable. Specifically, we design and implement Astragalus, and evaluate it based on configurations of real production networks. We show Astragalus can repair over 97.5% of the injected errors within 5 seconds.

This work does not raise any ethical issues.

References

- [1] Anubhavnidhi Abhashkumar, Aaron Gember-Jacobson, and Aditya Akella. Tiramisu: Fast and general network verification. *arXiv preprint arXiv:1906.02043*, 2019.
- [2] Anubhavnidhi Abhashkumar, Aaron Gember-Jacobson, and Aditya Akella. Aed: Incrementally synthesizing policy-compliant and manageable configurations. In *Proceedings of the 16th International Conference on emerging Networking EXperiments and Technologies*, pages 482–495, 2020.
- [3] Rui Abreu, Peter Zoetewij, and Arjan JC Van Gemund. On the accuracy of spectrum-based fault localization. In *Testing: Academic and industrial conference practice and research techniques-MUTATION (TAICPART-MUTATION 2007)*, pages 89–98. IEEE, 2007.
- [4] Pragma Agarwal and Arun Prakash Agrawal. Fault-localization techniques for software systems: A literature review. *ACM SIGSOFT Software Engineering Notes*, 39(5):1–8, 2014.
- [5] Mohammad Al-Fares, Alexander Loukissas, and Amin Vahdat. A scalable, commodity data center network architecture. *ACM SIGCOMM computer communication review*, 38(4):63–74, 2008.
- [6] Earl T Barr, Yuriy Brun, Premkumar Devanbu, Mark Harman, and Federica Sarro. The plastic surgery hypothesis. In *Proceedings of the 22nd ACM SIGSOFT International Symposium on Foundations of Software Engineering*, pages 306–317, 2014.
- [7] Ira D Baxter, Andrew Yahin, Leonardo Moura, Marcelo Sant’Anna, and Lorraine Bier. Clone detection using abstract syntax trees. In *Proceedings. International Conference on Software Maintenance (Cat. No. 98CB36272)*, pages 368–377. IEEE, 1998.
- [8] Ryan Beckett, Aarti Gupta, Ratul Mahajan, and David Walker. A general approach to network configuration verification. In *Proceedings of the Conference of the ACM Special Interest Group on Data Communication*, pages 155–168, 2017.
- [9] Mike Y Chen, Emre Kiciman, Eugene Fratkin, Armando Fox, and Eric Brewer. Pinpoint: Problem determination in large, dynamic internet services. In *Proceedings International Conference on Dependable Systems and Networks*, pages 595–604. IEEE, 2002.
- [10] Facebook Engineering. Introducing data center fabric: The next-generation facebook data center network. <https://engineering.fb.com/2014/11/14/production-engineering/introducing-data-center-fabric-the-next-generation-facebook-data-center-network/>, 2014. [Online; accessed 06-December-2026].
- [11] Seyed K Fayaz, Tushar Sharma, Ari Fogel, Ratul Mahajan, Todd Millstein, Vyas Sekar, and George Varghese. Efficient network reachability analysis using a succinct control plane representation. In *12th USENIX Symposium on Operating Systems Design and Implementation (OSDI 16)*, pages 217–232, 2016.
- [12] Ari Fogel, Stanley Fung, Luis Pedrosa, Meg Walraed-Sullivan, Ramesh Govindan, Ratul Mahajan, and Todd Millstein. A general approach to network configuration analysis. In *12th USENIX Symposium on Networked Systems Design and Implementation (NSDI 15)*, pages 469–483, 2015.
- [13] Luca Gazzola, Daniela Micucci, and Leonardo Mariani. Automatic software repair: A survey. In *Proceedings of the 40th International Conference on Software Engineering*, pages 1219–1219, 2018.
- [14] Aaron Gember-Jacobson, Aditya Akella, Ratul Mahajan, and Hongqiang Harry Liu. Automatically repairing network control planes using an abstract representation. In *Proceedings of the 26th Symposium on Operating Systems Principles*, pages 359–373, 2017.
- [15] Aaron Gember-Jacobson, Ruchit Shrestha, and Xiaolin Sun. Localizing router configuration errors using minimal correction sets. *arXiv preprint arXiv:2204.10785*, 2022.
- [16] Aaron Gember-Jacobson, Raajay Viswanathan, Aditya Akella, and Ratul Mahajan. Fast control plane analysis using an abstract representation. In *Proceedings of the 2016 ACM SIGCOMM Conference*, pages 300–313, 2016.
- [17] James A Jones and Mary Jean Harrold. Empirical evaluation of the tarantula automatic fault-localization technique. In *Proceedings of the 20th IEEE/ACM international Conference on Automated software engineering*, pages 273–282, 2005.
- [18] Claire Le Goues, ThanhVu Nguyen, Stephanie Forrest, and Westley Weimer. Genprog: A generic method for automatic software repair. *Ieee transactions on software engineering*, 38(1):54–72, 2011.
- [19] Chen Liu, Jinqiu Yang, Lin Tan, and Munawar Hafiz. R2fix: Automatically generating bug fixes from bug reports. In *2013 IEEE Sixth international conference on software testing, verification and validation*, pages 282–291. IEEE, 2013.
- [20] Hongqiang Harry Liu, Xin Wu, Wei Zhou, Weiguo Chen, Tao Wang, Hui Xu, Lei Zhou, Qing Ma, and Ming Zhang. Automatic life cycle management of network configurations. In *Proceedings of the Afternoon Workshop on Self-Driving Networks*, pages 29–35, 2018.
- [21] Sergey Mechtaev, Jooyong Yi, and Abhik Roychoudhury. Directfix: Looking for simple program repairs. In *2015 IEEE/ACM 37th IEEE International Conference on Software Engineering*, volume 1, pages 448–458. IEEE, 2015.
- [22] Martin Monperrus. Automatic software repair: A bibliography. *ACM Computing Surveys (CSUR)*, 51(1):1–24, 2018.
- [23] Hoang Duong Thien Nguyen, Dawei Qi, Abhik Roychoudhury, and Satish Chandra. Semfix: Program repair via semantic analysis. In *2013 35th International Conference on Software Engineering (ICSE)*, pages 772–781. IEEE, 2013.
- [24] Divya Raghunathan, Ryan Beckett, Aarti Gupta, and David Walker. Acorn network control plane abstraction using route nondeterminism. In *# PLACEHOLDER_PARENT_METADATA_VALUE#*, pages 261–272. TU Wien Academic Press, 2022.
- [25] Arjun Singh, Joon Ong, Amit Agarwal, Glen Anderson, Ashby Armistead, Roy Bannon, Seb Boving, Gaurav Desai, Bob Felderman, Paulie Germano, et al. Jupiter rising: A decade of clos topologies and centralized control in google’s datacenter network. *ACM SIGCOMM computer communication review*, 45(4):183–197, 2015.
- [26] Yi Wei, Yu Pei, Carlo A Furia, Lucas S Silva, Stefan Buchholz, Bertrand Meyer, and Andreas Zeller. Automated fixing of programs with contracts. In *Proceedings of the 19th international symposium on Software testing and analysis*, pages 61–72, 2010.
- [27] Westley Weimer, Zachary P Fry, and Stephanie Forrest. Leveraging program equivalence for adaptive program repair: Models and first

- results. In *2013 28th IEEE/ACM International Conference on Automated Software Engineering (ASE)*, pages 356–366. IEEE, 2013.
- [28] Wikipedia contributors. 2021 facebook outage — Wikipedia, the free encyclopedia. https://en.wikipedia.org/w/index.php?title=2021_Facebook_outage&oldid=1221077563, 2024. [Online; accessed 18-June-2024].
- [29] W Eric Wong, Vidroha Debroy, Yihao Li, and Ruizhi Gao. Software fault localization using dstar (d*). In *2012 IEEE Sixth International Conference on Software Security and Reliability*, pages 21–30. IEEE, 2012.
- [30] Chunqiu Steven Xia, Yifeng Ding, and Lingming Zhang. The plastic surgery hypothesis in the era of large language models. In *IEEE/ACM International Conference on Automated Software Engineering (ASE)*, pages 522–534, 2023.
- [31] Fangdan Ye, Da Yu, Ennan Zhai, Hongqiang Harry Liu, Bingchuan Tian, Qiaobo Ye, Chunsheng Wang, Xin Wu, Tianchen Guo, Cheng Jin, et al. Accuracy, scalability, coverage: A practical configuration verifier on a global wan. In *Proceedings of the Annual conference of the ACM Special Interest Group on Data Communication on the applications, technologies, architectures, and protocols for computer communication*, pages 599–614, 2020.
- [32] Hongyi Zeng, Peyman Kazemian, George Varghese, and Nick McKeown. Automatic test packet generation. In *Proceedings of the 8th international conference on Emerging networking experiments and technologies*, pages 241–252, 2012.
- [33] Peng Zhang, Aaron Gember-Jacobson, Yueshang Zuo, Yuhao Huang, Xu Liu, and Hao Li. Differential network analysis. In *19th USENIX Symposium on Networked Systems Design and Implementation (NSDI 22)*, pages 601–615, 2022.
- [34] Peng Zhang, Xu Liu, Hongkun Yang, Ning Kang, Zhengchang Gu, and Hao Li. {APKeep}: Realtime verification for real networks. In *17th USENIX Symposium on Networked Systems Design and Implementation (NSDI 20)*, pages 241–255, 2020.