

# $b \rightarrow c\bar{u}q$ decay and CP violating observables in the presence of new physics contributions

Xuanning Guo,<sup>1,\*</sup> Albertus Hariwangsa Panuluh,<sup>2,†</sup>

Hiroyuki Umeeda,<sup>1,‡</sup> and Jinglong Zhu<sup>1,§</sup>

<sup>1</sup>*Center for Theoretical Physics and College of Physics,  
Jilin University, Changchun, 130012, China*

<sup>2</sup>*Department of Physics Education,  
Faculty of Teacher Training and Education,  
Sanata Dharma University, Paingan, Maguwohardjo,  
Sleman, Yogyakarta 55282, Indonesia*

(Dated: May 22, 2026)

## Abstract

In this work, a comprehensive analysis for processes related to  $b \rightarrow c\bar{u}q$  ( $q = d, s$ ) transitions are carried out, including new physics contributions. In light of a recent tension between branching fractions for  $B_{(s)} \rightarrow D_{(s)}^{(*)}M$  ( $M$  represents a meson) decays in the QCD factorization approach and relevant experimental results, phenomenological constraints on complex-valued Wilson coefficients are discussed. Analyzed observables contain direct CP asymmetry ( $A_{\text{CP}}$ ) in  $B^- \rightarrow D^0\pi^-$  decays and  $\gamma/\phi_3$ , one of the angles in the unitarity triangle, combined with others from  $\tau_{B^+}/\tau_{B_d}$ ,  $\Delta\Gamma_q/\Gamma_q$ , and  $A_{\text{SL}}^q$  ( $q = d, s$ ). We constrain the complex Wilson coefficients at  $1\sigma$  and  $2\sigma$  levels under color-singlet and color-rearranged scenarios. These constraints yield correlated predictions for  $\Delta\Gamma_d/\Gamma_d$ ,  $A_{\text{SL}}^d$  and  $A_{\text{CP}}$ .

---

\* guoxn24@mails.jlu.edu.cn

† panuluh@usd.ac.id

‡ umeeda@jlu.edu.cn

§ zhujl25@mails.jlu.edu.cn

## I. INTRODUCTION

Measurement of  $B$ -meson decays enables us to test various aspects of the standard model (SM), and possibly search for new physics (NP) contributions. Among a number of decay modes, non-leptonic channels require a dedicated theoretical discussion and can be compared with recent precision data in flavor factories. A theoretical framework to analyze, *e.g.*,  $B_d \rightarrow D^- K^+$  and  $B_s \rightarrow D_s^- \pi^+$  is given by the QCD factorization (QCDF) approach [1], where the NP contributions can be incorporated in its short-distance parts. The analysis within the SM has been performed [2] at the next-to-next-to leading order (NNLO) in QCD corrections.

Recently, a significant tension between the branching ratios for color-allowed channels in the QCDF approach and the experimental results was pointed out in Ref. [3]: It has been claimed that power-suppressed corrections are not sufficiently large to explain the data.<sup>1</sup> Another work [5] discussed corrections from quasielastic rescattering [6–9], one formulation for representing final-state interactions (FSIs), revealing that branching ratios are not simultaneously accommodated within the SM. In light of the status, NP is considered a potential candidate to resolve the discrepancy [3, 5, 10–15].

The explanation based on NP to the  $B_{(s)} \rightarrow D_{(s)}^{(*)} M$  puzzle, where  $M$  represents a meson, is supposed to confront phenomenological constraints from processes related to  $b \rightarrow c\bar{u}q$  ( $q = d, s$ ) transitions. Specifically,  $B$ -meson lifetimes include such contributions, for which recent analyses in the SM were performed in Refs. [16–18] (See Refs. [13, 19] for discussions including NP contributions). In practice, for a ratio of the lifetimes, the theoretical precision is more controlled, which would play a suitable role in constraining the NP scenarios. Furthermore,  $\Delta\Gamma_q$  and  $A_{\text{SL}}^q$  in  $B_q^0 - \bar{B}_q^0$  ( $q = d, s$ ) mixing (see Ref. [20] for the SM analysis, and recent result in Ref. [21] at NNLO) can be also used to constrain the  $b\bar{q} \rightarrow c\bar{u}$  transition and its CP conjugate. For this process, future precise measurement is expected in the upgrade of the LHCb [22, 23], especially for  $q = d$ . The analyses beyond the SM including those types of the observables are carried out in Refs. [13, 15] and with FSIs in Ref. [14].

Another observable sensitive to  $b \rightarrow c\bar{u}q$  ( $q = d, s$ ) transitions is given by  $\gamma$  or  $\phi_3$ , one of the angles in the unitarity triangle (see Ref. [24] for a previous work). In light of the

---

<sup>1</sup> A recent work [4] based on light-cone sum rules discussed a possibility that particular non-factorizable contributions lead to sizable shift, albeit large theoretical uncertainties.

$B_{(s)} \rightarrow D_{(s)}^{(*)}M$  puzzle, the analysis for NP was carried out in Ref. [12] for  $\bar{B}_s \rightarrow D_s^+ K^-$  and  $\bar{B}_s^0 \rightarrow D_s^- K^+$  channels, based on the methodology [25] proposed primarily for the SM. In addition to Ref. [25], methods discussed by Gronau-London-Wyler (GLW) [26, 27] and Atwood-Dunietz-Soni (ADS) [28, 29] also provide possible channels to constrain  $\gamma/\phi_3$ .

In the presence of NP contributions in  $b \rightarrow c\bar{u}q$  transitions, additional CP phases possibly give direct CP asymmetries in tree-level  $B \rightarrow DM$  decays<sup>2</sup>. Such CP violating observables from NP have been discussed for  $B_s \rightarrow D_s^- K^+$  and  $B_s \rightarrow D_s^+ K^-$  in Refs. [12, 30]. Recently, a first measurement has been carried out in the LHCb experiment [31] for decay-time-integrated CP asymmetry in  $B_s \rightarrow D_s^- \pi^+$  decays (see Ref. [32] for theory discussions in this channel). Furthermore, direct CP asymmetry for  $B^- \rightarrow D^0 \pi^-$  was measured in the Belle [33–35] and LHCb [36] experiments, although the mentioned CP violating observables are both consistent with zero as expected in the SM.

In this work, the phenomenological analysis including the NP contributions in Wilson coefficients for current-current operators is carried out. From the perspective of the CP violating observables, complex-valued Wilson coefficients from NP are considered. In particular,  $\gamma/\phi_3$  and direct CP asymmetry in  $B^- \rightarrow D^0 \pi^-$  decays are added to the set of the analyzed observables, which consist of the branching ratio for  $B_{(s)} \rightarrow D_{(s)}^{(*)}M$  decay, the lifetime ratio ( $\tau_{B^+}/\tau_{B_d}$ ), the width difference normalized by the total width ( $\Delta\Gamma_q/\Gamma_{B_q}$ ), and semileptonic CP asymmetry ( $A_{\text{SL}}^q$ ).

This paper is organized as follows: In Sec. II, we establish the theoretical foundation by formulating the effective Hamiltonian for  $b \rightarrow c\bar{u}q$  transitions and addressing the relevant experimental constraints. Sec. III explores the implications of NP for the extraction of the Unitarity Triangle angle  $\gamma/\phi_3$  through GLW observables. The focus then shifts in Sec. IV to a detailed investigation of direct CP asymmetries and branching fractions within this framework. Quantitative evaluations, including phenomenological constraints on the NP Wilson coefficients and resulting predictions in light of future measurements are performed in Sec. V. Finally, we summarize our core findings and provide concluding remarks in Sec. VI.

---

<sup>2</sup> Within the SM, amplitudes of tree-level  $B \rightarrow DM$  decays have a common CKM factor,  $V_{cb}V_{uq}^*$ , and have no interfering weak phases, leading to vanishing CP asymmetries. Hence, measurement of direct CP violation for those channels is regarded as a signal of NP.

## II. EFFECTIVE HAMILTONIAN AND $\Delta B = 0, 2$ OBSERVABLES

To analyze the  $\Delta B = 0$  and  $\Delta B = 2$  observables, we start by defining the relevant effective Hamiltonian for the underlying  $\Delta B = 1$  transitions. In our framework, we consider the non-leptonic decays  $b \rightarrow c\bar{u}q$  (with  $q = d, s$ ). Since these are charged-current transitions, penguin operators are absent. Assuming further that NP effects preserve the SM chirality and do not introduce new operator structures (such as scalar or tensor currents), but only modify the Wilson coefficients  $C_1^q$  and  $C_2^q$ , the weak effective Hamiltonian is expressed as:

$$\mathcal{H}_{\text{eff}}^{\Delta B=1} = \frac{G_F}{\sqrt{2}} V_{cb} V_{uq}^* [C_1^q(\mu) \mathcal{Q}_1^q + C_2^q(\mu) \mathcal{Q}_2^q] + \text{h.c.}, \quad (1)$$

where  $G_F$  is the Fermi constant and  $V_{ij}$  denotes the CKM matrix elements. The current-current four-quark operators  $\mathcal{Q}_{1,2}^q$  are defined in the specific basis as:

$$\mathcal{Q}_1^q = (\bar{c}^\alpha b^\beta)_{V-A} (\bar{q}^\beta u^\alpha)_{V-A}, \quad \mathcal{Q}_2^q = (\bar{c}^\alpha b^\alpha)_{V-A} (\bar{q}^\beta u^\beta)_{V-A}. \quad (2)$$

Here,  $\alpha$  and  $\beta$  are color indices with implicit summation. The subscript  $(\dots)_{V-A}$  corresponds to the left-handed chiral current  $\gamma^\mu(1 - \gamma_5)$ . The short-distance physics is encapsulated in the Wilson coefficients  $C_i^q(\mu)$ . Under our assumption, the total coefficients are given by the sum of the SM and NP contributions:

$$C_i^q(M_W) = C_i^{\text{SM}}(M_W) + C_i^{q,\text{NP}}(M_W), \quad (i = 1, 2). \quad (3)$$

In our analysis, the NP contributions to the  $b \rightarrow c\bar{u}d$  and  $b \rightarrow c\bar{u}s$  transitions are treated as independent parameters. For the sake of brevity, we will hereafter suppress the flavor superscript  $q$  on the coefficients  $C_i^q$ , unless an explicit distinction is required. The values of these coefficients at the low-energy scale  $\mu \sim m_b$  are obtained by evolving them from the electroweak scale  $M_W$  via the renormalization group equations (RGEs) [37]. For the SM predictions of the observables discussed in the following sections, we adopt values from the recent publications which incorporate contributions from tree-level as well as penguin and other loop diagrams. In contrast, the NP corrections to these observables are calculated assuming modifications solely to Wilson coefficients at the leading order (LO), where the detail is given later. The Hamiltonian in Eq. (1) serves as the fundamental input for determining the observables discussed in the following sections.

## A. Lifetime Ratio

In this section, we analyze the lifetime ratio  $\tau_{B^+}/\tau_{B^0}$ . Theoretically, the deviation of the lifetimes ratio of heavy hadrons containing a heavy quark  $Q$  from unity arises primarily from spectator effects, such as weak annihilation and Pauli interference. Combining these contributions, the lifetime ratio can be expressed as:

$$\frac{\tau_{B^+}}{\tau_{B^0}} = \frac{\Gamma_{B^0}}{\Gamma_{B^+}} = \frac{\Gamma_{\text{dec}} + \Gamma_{\text{ann}}(B^0) + \Gamma_{\text{semi}}}{\Gamma_{\text{dec}} + \Gamma_{\text{int}}(B^+) + \Gamma_{\text{semi}}}. \quad (4)$$

Since we restrict NP effects to the  $b \rightarrow c\bar{u}q$  transitions, the semi-leptonic decay width  $\Gamma_{\text{semi}}$  remains unchanged from the SM prediction. The ratio of the lifetimes is determined by the inverse ratio of the total decay widths. Including both SM and NP contributions, this is given exactly by <sup>3</sup>:

$$\frac{\tau_{B^+}}{\tau_{B^0}} = \frac{\tau^{\text{SM}}(B^+)}{\tau^{\text{SM}}(B^0)} \frac{1 + \frac{\Gamma_{\text{dec}}^{\text{NP}} + \Gamma_{\text{ann}}^{\text{NP}}(B^0)}{\Gamma^{\text{SM}}(B^0)}}{1 + \frac{\Gamma_{\text{dec}}^{\text{NP}} + \Gamma_{\text{int}}^{\text{NP}}(B^+)}{\Gamma^{\text{SM}}(B^+)}} \quad (5)$$

where the SM lifetime are defined as:

$$\begin{aligned} \frac{1}{\tau^{\text{SM}}(B^0)} &= \Gamma^{\text{SM}}(B^0) = \Gamma_{\text{dec}}^{\text{SM}} + \Gamma_{\text{semi}} + \Gamma_{\text{ann}}^{\text{SM}}(B^0), \\ \frac{1}{\tau^{\text{SM}}(B^+)} &= \Gamma^{\text{SM}}(B^+) = \Gamma_{\text{dec}}^{\text{SM}} + \Gamma_{\text{semi}} + \Gamma_{\text{int}}^{\text{SM}}(B^+). \end{aligned} \quad (6)$$

The expressions for the decay widths ( $\Gamma_{\text{dec}}$ ,  $\Gamma_{\text{ann}}$ , and  $\Gamma_{\text{int}}$ ) presented later are general and depend quadratically on the  $\Delta B = 1$  Wilson coefficients  $C_1$  and  $C_2$ . For the SM, LO results can be analyzed by  $C_i^{\text{SM}}$  while we employ the full coefficients ( $C_i$ ) to include NP contributions. The formulae remain valid under this extension; one simply needs to use the full Wilson coefficients containing both SM and NP contributions. Specifically, to explicitly extract the NP contributions introduced in Eq. (5), we define them as the difference between the decay widths evaluated with the full Wilson coefficients and those evaluated with purely SM coefficients as was considered in Ref. [14]. For instance, the spectator-independent NP decay width reads:

$$\Gamma_{\text{dec}}^{\text{NP}} = \Gamma_{\text{dec}}(C_1, C_2) - \Gamma_{\text{dec}}(C_1^{\text{SM}}, C_2^{\text{SM}}). \quad (7)$$

Similar relations hold for the spectator-dependent annihilation and Pauli interference terms,  $\Gamma_{\text{ann}}^{\text{NP}}$  and  $\Gamma_{\text{int}}^{\text{NP}}$ . Equation (7) is used to analyze the NP contributions in Eq. (5), while the recent theoretical value [18] is adopted for  $\tau^{\text{SM}}(B^{+,0})$  (or equivalently  $\Gamma^{\text{SM}}(B^{+,0})$ ).

<sup>3</sup> For  $\tau_{B^+}/\tau_{B^0}$ , we do not expand it by  $1/m_b$ , and instead adopt Eq. (5) since it can be used to constrain parametrically large NP contributions in the later numerical analysis.

The spectator-independent decay width  $\Gamma_{\text{dec}}$  for  $b \rightarrow c\bar{u}q$  ( $q = d, s$ ) is given by [16]:

$$\begin{aligned} \Gamma_{\text{dec}} = & \frac{G_F^2 m_Q^5}{192\pi^3} \xi \left\{ (N_c |C_1|^2 + N_c |C_2|^2 + 2\text{Re}(C_1^* C_2)) \right. \\ & \times \left[ ((1-x^2)(1-8x+x^2) - 12x^2 \ln x) \left( 1 - \frac{\mu_\pi^2 - \mu_G^2}{2m_Q^2} \right) - 2(1-x)^4 \frac{\mu_G^2}{m_Q^2} \right] \\ & \left. - 16\text{Re}(C_1^* C_2)(1-x)^3 \frac{\mu_G^2}{m_Q^2} \right\}. \end{aligned} \quad (8)$$

where the CKM factor  $\xi$  is defined as  $|V_{cb}|^2|V_{uq}|^2$  for the corresponding  $b \rightarrow c\bar{u}q$  transition, and  $\mu_{\pi,G}^2$  represents a matrix element of a power-suppressed operator. We note that our convention for  $C_{1,2}$  is interchanged relative to Ref. [16]. Additionally, all terms involving products of Wilson coefficients are generalized to  $|C_i|^2$  and  $\text{Re}(C_i^* C_j)$ . As to the spectator dependent effects, the neutral meson  $B^0$  receives contributions from Weak Annihilation, whereas the charged meson  $B^+$  is affected only by Pauli interference. In the  $b \rightarrow c\bar{u}d$  transition, the expressions read [16]:

$$\begin{aligned} \Gamma_{\text{ann}}(B^0) = & -\frac{G_F^2 m_b^2}{\pi} |V_{cb} V_{ud}|^2 |\psi_{b\bar{q}}^B(0)|^2 (1-x)^2 \\ & \times \left\{ \left( \frac{1}{N_c} |C_2|^2 + 2\text{Re}(C_1^* C_2) + N_c |C_1|^2 \right) \left[ \left( 1 + \frac{x}{2} \right) B_1 - (1+2x) B_2 \right. \right. \\ & \left. \left. + \left( \frac{1+x+x^2}{1-x} \rho_3^d + \frac{6x^2}{1-x} \rho_4^d - \frac{1}{2} \left( 1 + \frac{x}{2} \right) \rho_5^d - \frac{1}{2} (1+2x) \rho_6^d \right) \left( \frac{m_B^2}{m_b^2} - 1 \right) \right] \right. \\ & \left. + 2|C_2|^2 \left[ \left( 1 + \frac{x}{2} \right) \epsilon_1 - (1+2x) \epsilon_2 + \left( \frac{1+x+x^2}{1-x} \sigma_3^d + \frac{6x^2}{1-x} \sigma_4^d \right. \right. \right. \\ & \left. \left. \left. - \frac{1}{2} \left( 1 + \frac{x}{2} \right) \sigma_5^d - \frac{1}{2} (1+2x) \sigma_6^d \right) \left( \frac{m_B^2}{m_b^2} - 1 \right) \right] \right\}, \end{aligned} \quad (9)$$

$$\begin{aligned} \Gamma_{\text{int}}(B^+) = & \frac{G_F^2 m_b^2}{\pi} |V_{cb} V_{ud}|^2 |\psi_{b\bar{q}}^B(0)|^2 (1-x)^2 \\ & \times \left\{ (2N_c \text{Re}(C_1^* C_2) + |C_1|^2 + |C_2|^2) \left[ B_1 - \left( \frac{1+x}{1-x} \rho_3^u + \frac{1}{2} \rho_5^u \right) \left( \frac{m_B^2}{m_b^2} - 1 \right) \right] \right. \\ & \left. + 6(|C_1|^2 + |C_2|^2) \left[ \epsilon_1 - \left( \frac{1+x}{1-x} \sigma_3^u + \frac{1}{2} \sigma_5^u \right) \left( \frac{m_B^2}{m_b^2} - 1 \right) \right] \right\}, \end{aligned} \quad (10)$$

where  $m_Q$  denotes the heavy quark mass ( $Q = b$  for  $B$  mesons), and  $N_c = 3$  is the number of colors. Other relevant hadronic parameters include  $d_H = 3$ , the mass ratio  $x = (\bar{m}_c/\bar{m}_b)^2$ , the decay constant  $f_B$  entering via  $|\psi_{b\bar{q}}^B(0)|^2 = \frac{1}{12} f_B^2 m_B$ , and the bag parameters,  $B_1, \epsilon_1, \rho_1$

and  $\sigma_1$ . The strange quark contributions similar to Eqs. (9), (10) can be obtained by the replacement of flavors.

## B. $B - \bar{B}$ mixing

In the neutral  $B_q - \bar{B}_q$  mixing system ( $q = d, s$ ), the ratio of the absorptive part to the dispersive part of the mass matrix,  $|\Gamma_{21}^q/M_{21}^q|$ , is of the order  $\mathcal{O}(m_b^2/m_t^2) \sim 10^{-3}$ . Consequently, we can safely neglect terms of  $\mathcal{O}(m_b^4/m_t^4)$  in the mixing observables. Based on this hierarchy, the width difference  $\Delta\Gamma_q$  and the semileptonic CP asymmetry  $A_{SL}^q$  are given by:

$$\begin{aligned}\Delta\Gamma_q &= -2|M_{21}^q|\text{Re}\left(\frac{\Gamma_{21}^q}{M_{21}^q}\right), \\ A_{SL}^q &\approx \text{Im}\left(\frac{\Gamma_{12}^q}{M_{12}^q}\right) = -\text{Im}\left(\frac{\Gamma_{21}^q}{M_{21}^q}\right),\end{aligned}\tag{11}$$

where the off-diagonal matrix elements are expressed as [38]:

$$\begin{aligned}\Gamma_{21}^q &= -\frac{G_F^2 m_b^2}{24\pi M_{B_q}} \left[ c_1^q \langle \bar{B}_q | \mathcal{O}_1^q | B_q \rangle + c_2^q \langle \bar{B}_q | \mathcal{O}_2^q | B_q \rangle + \delta_{1/m}^q \right], \\ M_{21}^q &= \frac{G_F^2 M_W^2 \eta_B}{(4\pi)^2 (2M_{B_q})} (V_{tb}^* V_{tq})^2 S_0(x_t) \langle \bar{B}_q | \mathcal{O}_1^q | B_q \rangle,\end{aligned}\tag{12}$$

where renormalization scales for  $\Delta B = 1$  and  $\Delta B = 2$  operators, not displayed explicitly for brevity, are set to a common one.  $\eta_B$  is the perturbative QCD correction factor, and  $S_0(x_t)$  is the Inami-Lim function [39] describing the short-distance top-quark loop contribution to  $\Delta B = 2$  processes, with  $x_t = m_t^2/M_W^2$ :

$$S_0(x) = \frac{4x - 11x^2 + x^3}{4(1-x)^2} - \frac{3x^3 \ln x}{2(1-x)^3}.\tag{13}$$

The coefficients  $c_i^q$  and the  $1/m_b$  correction term  $\delta_{1/m}^q$  in Eq. (12) encapsulate the contributions from the charm and up quark loops in the correlator calculation [38]:

$$\begin{aligned}c_i^q &= (V_{tb}^* V_{tq})^2 D_i^{uu} + 2V_{cb}^* V_{cq} V_{tb}^* V_{tq} (D_i^{uu} - D_i^{cu}) + (V_{cb}^* V_{cq})^2 (D_i^{cc} + D_i^{uu} - 2D_i^{cu}), \\ \delta_{1/m}^q &= (V_{tb}^* V_{tq})^2 \delta_{1/m}^{uu,q} + 2V_{cb}^* V_{cq} V_{tb}^* V_{tq} (\delta_{1/m}^{uu,q} - \delta_{1/m}^{cu,q}) + (V_{cb}^* V_{cq})^2 (\delta_{1/m}^{cc,q} + \delta_{1/m}^{uu,q} - 2\delta_{1/m}^{cu,q}).\end{aligned}\tag{14}$$

The detailed definitions of the  $\Delta B = 2$  operator basis, along with their corresponding hadronic matrix elements, are listed in the Appendix.

To study NP effects, we incorporate the modified Wilson coefficients  $C_1$  and  $C_2$  (from the  $\Delta B = 1$  sector) into the calculation of  $\Gamma_{21}^q$ . The mass difference  $M_{21}^q$  remains dominated

by the SM top-quark loops and is unaffected by the NP considered here. Consequently, the constraints from  $B_q - \bar{B}_q$  mixing observables can be derived as:

$$\begin{aligned}\Delta\Gamma_q|_{\text{exp}} &= -2|M_{21}^q|\text{Re}\left(\frac{\Gamma_{21,\text{SM}}^q + \Gamma_{21,\text{NP}}^q}{M_{21}^q}\right) = \Delta\Gamma_{q,\text{SM}} - 2|M_{21}^q|\text{Re}\left(\frac{\Gamma_{21,\text{NP}}^q}{M_{21}^q}\right), \\ A_{\text{SL}}^q|_{\text{exp}} &= -\text{Im}\left(\frac{\Gamma_{21,\text{SM}}^q + \Gamma_{21,\text{NP}}^q}{M_{21}^q}\right) = A_{\text{SL},\text{SM}}^q - \text{Im}\left(\frac{\Gamma_{21,\text{NP}}^q}{M_{21}^q}\right),\end{aligned}\tag{15}$$

where  $\Gamma_{21,\text{SM}}^q$  and  $\Gamma_{21,\text{NP}}^q$  are defined in a way similar to Eq. (7), i.e., by evaluating the off-diagonal decay matrix element with purely SM coefficients and by taking the difference between the full result and the SM one, respectively ( $\Gamma_{21,\text{NP}}^q = \Gamma_{21}^q(C_1, C_2) - \Gamma_{21}^q(C_1^{\text{SM}}, C_2^{\text{SM}})$ ). For  $\Gamma_{q,\text{SM}}$  and  $A_{\text{SL},\text{SM}}^q$ , the recent precise theoretical values [20] are used in the later numerical analysis.

### III. UNITARITY TRIANGLE AND NEW PHYSICS

#### A. Parameterization of Tree-Level Decays

Two-body hadronic  $B$ -meson decays are classified according to their flavor topology into color-allowed tree ( $T$ ), color-suppressed tree ( $C$ ), exchange ( $E$ ), and annihilation ( $A$ ) diagrams. Among these, the  $T$  diagram is the only component reliably calculable using the QCDF approach. For instance, the factorization amplitude for the process  $\bar{B}_s^0 \rightarrow D_s^+ K^-$  is given by:

$$T(\bar{B}_s^0 \rightarrow D_s^+ K^-) = \frac{G_F}{\sqrt{2}} V_{us}^* V_{cb} f_{K^-} F_0^{B_s \rightarrow D_s}(m_{K^-}^2)(m_{B_s}^2 - m_{D_s}^2) a_1(D_s K),\tag{16}$$

where  $G_F$  is the Fermi constant,  $V_{us}$  and  $V_{cb}$  are the relevant CKM matrix elements,  $f_{K^-}$  is the decay constant, and  $F_0^{B_s \rightarrow D_s}$  is the transition form factor evaluated at  $q^2 = m_{K^-}^2$ .

To account for  $E$  diagram, an effective parameter  $a_1^{\text{eff}}$  is often defined to replace the Wilson coefficient combination,

$$a_1^{\text{eff}}(D_s K) = a_1(D_s K) \left(1 + \frac{E_{D_s K}}{T_{D_s K}}\right).\tag{17}$$

A similar parametric form that absorbs the hadronic complexity into the effective coefficient is used as a notation for amplitudes proportional to  $T + C$ . In the following sections, we will discuss the evaluation of these hadronic ratios.

## B. New Physics Phase

Our analysis of NP effects in the unitarity triangle determination relies on modifying the effective parameter  $a_1$  governing the non-leptonic tree-level decays. It is crucial to distinguish the quark-level transitions  $\bar{b} \rightarrow \bar{c}u\bar{q}$  (where  $q = d, s$ ) and their CP-conjugate counterparts  $b \rightarrow c\bar{u}q$ .

For the  $b \rightarrow c\bar{u}q$  transitions (e.g., in  $B^-$  or  $\bar{B}^0$  decays), the NP Wilson coefficients enter directly without complex conjugation for the convention in Eq. (1). Thus, we generalize the parameter  $a_1$  as:

$$a_1(b \rightarrow c) = a_1^{\text{SM}} + C_2^{\text{NP}} + \frac{C_1^{\text{NP}}}{3}, \quad (18)$$

where  $C_1^{\text{NP}}$  and  $C_2^{\text{NP}}$  are the complex coefficients of the operators  $\mathcal{Q}_1^q$  and  $\mathcal{Q}_2^q$  in the NP effective Hamiltonian respectively. In contrast, for the CP-conjugate transitions  $\bar{b} \rightarrow \bar{c}u\bar{q}$  (e.g., in  $B^+$  or  $B^0$  decays), the Wilson coefficients must be complex conjugated ( $C_i^{\text{NP}} \rightarrow C_i^{\text{NP}*}$ ).

To parameterize this effect, we define a magnitude modification and a new weak phase  $\rho$  based on the unconjugated  $\bar{b}$  transition:

$$a_1(b \rightarrow c) = a_1^{\text{SM}} \left( 1 + \frac{C_2^{\text{NP}} + C_1^{\text{NP}}/3}{a_1^{\text{SM}}} \right) \equiv a_1^{\text{SM}} |1 + \eta| e^{i\rho}, \quad (19)$$

where we set  $a_1^{\text{SM}}$  to its absolute value (since the strong phase of this quantity is rather tiny [1, 2, 11] in the context of our present work), and the auxiliary parameters are defined as:

$$\eta = \frac{C_2^{\text{NP}} + C_1^{\text{NP}}/3}{a_1^{\text{SM}}}, \quad \rho = \text{Arg}(1 + \eta). \quad (20)$$

Consequently, the effective parameter for the conjugate  $\bar{b} \rightarrow \bar{c}$  transitions is given by  $a_1^{\text{SM}} |1 + \eta| e^{-i\rho}$ .

## C. Modification of Observables under New Physics

To evaluate the impact of the NP phase  $\rho$  defined in the previous section, we examine the ratio of the suppressed to favored amplitudes. In the SM, this ratio is parameterized as

$$\frac{A_{\text{sup}}}{A_{\text{fav}}} = r_B e^{i(\delta_B \pm \gamma)}, \quad (21)$$

where  $r_B$  is the magnitude ratio,  $\delta_B$  is the strong phase difference, and the  $\pm$  sign corresponds to  $B^\mp$  decays.

We assume that the NP contribution enters only through the effective parameter  $a_1$  in the Cabibbo-favored process ( $b \rightarrow c\bar{u}s$ ), as defined in Eq. (18). Consequently, the amplitudes for the process  $B^+ \rightarrow DK^+$  are modified as follows:

$$A(B^+ \rightarrow D^0 K^+) = |A_{\text{sup}}^{\text{SM}}| e^{i\gamma} e^{i\delta}, \quad (22)$$

$$A(B^+ \rightarrow \bar{D}^0 K^+) = |A_{\text{fav}}^{\text{SM}}| e^{i\bar{\delta}} |1 + \eta| e^{-i\rho}. \quad (23)$$

Substituting these into the ratio, we obtain the effective amplitude ratio:

$$\left. \frac{A_{\text{sup}}}{A_{\text{fav}}} \right|_{\text{eff}} = \frac{A_{\text{sup}}^{\text{SM}}}{A_{\text{fav}}^{\text{SM}}(1 + \eta^*)} = \frac{r_B}{|1 + \eta|} e^{i(\delta_B + \gamma + \rho)}, \quad (24)$$

where  $r_B = |A_{\text{sup}}^{\text{SM}}|/|A_{\text{fav}}^{\text{SM}}|$  and  $\delta_B = \delta - \bar{\delta}$ . Crucially, we observe that the functional form of the ratio remains invariant. The NP effects can be absorbed by re-defining the experimental parameters:

$$r_B^{\text{exp}} = \frac{r_B}{|1 + \eta|}, \quad \gamma^{\text{exp}} = \gamma_i + \rho, \quad (25)$$

where  $i = \text{indirect or direct}$ , and specific values of  $\gamma_i$  are introduced later. The GLW observables are experimentally defined via the ratios of partial decay widths involving CP eigenstates  $D_{\text{CP}\pm}$  [40]:

$$R_{\text{CP}\pm} = \frac{\Gamma(B^- \rightarrow D_{\text{CP}\pm} K^-) + \Gamma(B^+ \rightarrow D_{\text{CP}\pm} K^+)}{\Gamma(B^- \rightarrow D^0 K^-) + \Gamma(B^+ \rightarrow \bar{D}^0 K^+)}, \quad (26)$$

$$A_{\text{CP}\pm} = \frac{\Gamma(B^- \rightarrow D_{\text{CP}\pm} K^-) - \Gamma(B^+ \rightarrow D_{\text{CP}\pm} K^+)}{\Gamma(B^- \rightarrow D_{\text{CP}\pm} K^-) + \Gamma(B^+ \rightarrow D_{\text{CP}\pm} K^+)}. \quad (27)$$

Therefore, the standard expressions for the GLW observables  $R_{\text{CP}\pm}$  and  $A_{\text{CP}\pm}$  remain valid under the replacements  $r_B \rightarrow r_B^{\text{exp}}$  and  $\gamma \rightarrow \gamma^{\text{exp}}$ :

$$R_{\text{CP}\pm} = 1 + (r_B^{\text{exp}})^2 \pm 2r_B^{\text{exp}} \cos \delta_B \cos \gamma^{\text{exp}}, \quad (28)$$

$$A_{\text{CP}\pm} = \frac{\pm 2r_B^{\text{exp}} \sin \delta_B \sin \gamma^{\text{exp}}}{R_{\text{CP}\pm}}. \quad (29)$$

This confirms that a NP phase in the tree-level Wilson coefficient manifests simply as a shift in the extracted CKM angle  $\gamma$ . In the later numerical analysis, the second relation in Eq. (25) is used to constrain the Wilson coefficients.

## IV. DIRECT CP AND BRANCHING RATIO

### A. Direct CP violation

Having established the phenomenological impact of NP on the GLW observables, we now turn to the theoretical calculation of the underlying partial widths and direct CP asymmetries within the SM. Based on the underlying mechanisms, CP violation is usually classified into three types: direct violation, indirect violation, and CP violation arising from the interference between decay and mixing. In charged B meson decays, there is no mixing phenomenon, and direct CP violation is the only observable effect. Specifically, the corresponding asymmetry is defined as:

$$A_{\text{CP}}(B^+ \rightarrow f^+) \equiv \frac{\Gamma(B^- \rightarrow f^-) - \Gamma(B^+ \rightarrow f^+)}{\Gamma(B^- \rightarrow f^-) + \Gamma(B^+ \rightarrow f^+)}. \quad (30)$$

It is important to emphasize that the equation above represents the generic definition of direct CP asymmetry for a specific final state  $f$ . This should be distinguished from the GLW observable  $A_{\text{CP}\pm}$  discussed in the previous section, which specifically refers to the asymmetry involving CP eigenstate modes ( $D_{\text{CP}\pm}$ ) and involves a different normalization factor (the denominator is normalized to the flavor-specific modes). The partial width for a specific decay, for instance  $B^- \rightarrow D^0\pi^-$ , can be calculated within the framework of perturbative QCD (PQCD). It is proportional to the squared magnitude of the decay amplitude [41],

$$\Gamma(B^- \rightarrow D^0\pi^-) = \frac{1}{128\pi} G_F^2 |V_{cb}|^2 |V_{ud}|^2 \frac{m_B^3}{r} |A_{D^0\pi^-}|^2, \quad (31)$$

with  $r = m_D/m_B$ . In the PQCD approach, the total decay amplitude  $A_{D^0\pi^-}$  is systematically decomposed into contributions from different Feynman diagram topologies [41]:

$$A_{D^0\pi^-} = f_\pi \xi_{\text{ext}} + f_D \xi_{\text{int}} + \mathcal{M}_{\text{ext}} + \mathcal{M}_{\text{int}}. \quad (32)$$

Here, the functions  $\xi_{\text{ext}}$  and  $\xi_{\text{int}}$  denote the *factorizable* external W-emission (color-allowed) and internal W-emission (color-suppressed) contributions, respectively. The functions  $\mathcal{M}_{\text{ext}}$  and  $\mathcal{M}_{\text{int}}$  represent the corresponding nonfactorizable contributions. Note that for this specific channel, the W-exchange and annihilation topologies do not contribute.

## B. Branching Ratio

For a general two-body decay  $B \rightarrow M_1 M_2$ , the branching ratio is given by

$$\mathcal{B}(B \rightarrow M_1 M_2) = \frac{\Gamma(B \rightarrow M_1 M_2)}{\Gamma_{\text{tot}}} = \frac{|\mathbf{p}|}{8\pi m_B^2} |\mathcal{M}|^2 \tau_B, \quad (33)$$

where  $\tau_B$  is the lifetime of the  $B$  meson.  $|\mathbf{p}|$  denotes the magnitude of the 3-momentum of the final state particles in the rest frame of the decaying meson, defined as:

$$|\mathbf{p}| = \frac{\Phi(m_B, m_{M_1}, m_{M_2})}{2m_B}, \quad \text{with} \quad \Phi(x, y, z) \equiv \sqrt{[x^2 - (y+z)^2][x^2 - (y-z)^2]}. \quad (34)$$

Here,  $\mathcal{M}$  represents the total amplitude, which is generally a linear combination of different topological amplitudes, such as T, C, E and A diagrams. For the specific decay  $B^+ \rightarrow \bar{D}^0 K^+$ , the amplitude receives contributions from both  $T$  and  $C$  topologies, as illustrated in Fig. 1. While the  $T$  diagram can be reliably calculated using such as the QCDF approach, the  $C$  diagram suffers from large hadronic uncertainties and cannot be calculated directly with high precision.

To evaluate the total amplitude  $\mathcal{M}(B^+ \rightarrow \bar{D}^0 K^+) = T + C$ , we adopt a phenomenological approach inspired by the method proposed in [12] (originally for  $T + E$  topologies). We utilize  $SU(2)$  isospin symmetry to relate the process of interest to the reference decay  $B^0 \rightarrow D^- K^+$ , which is dominated by the color-allowed tree diagram (see Fig. 2).

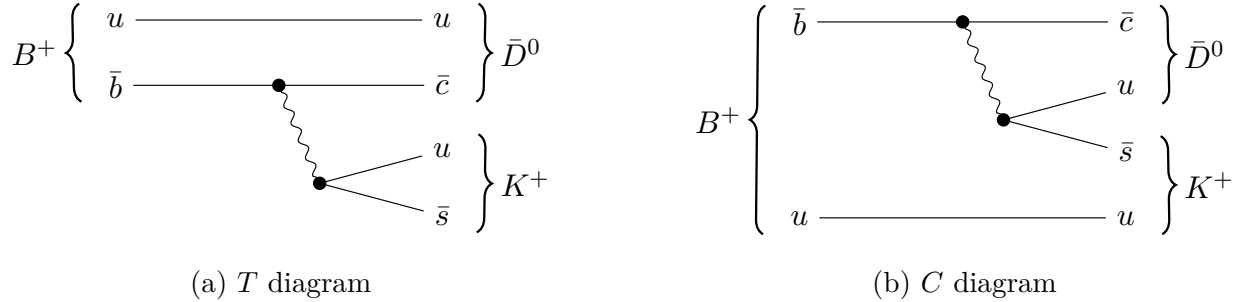


FIG. 1: Topological diagrams contributing to  $B^+ \rightarrow \bar{D}^0 K^+$ .

Using the experimental branching ratios and the theoretical expression for the  $T$  diagram, we can extract the contribution of the  $C$  diagram. The ratio of the squared amplitudes is related to the observables by:

$$\left| \frac{T_{\bar{D}^0 K^+}}{T_{D^- K^+}} \right|^2 \left| 1 + \frac{C_{\bar{D}^0 K^+}}{T_{\bar{D}^0 K^+}} \right|^2 = \frac{\tau_{B^0}}{\tau_{B^+}} \left( \frac{m_{B^+}}{m_{B^0}} \right)^3 \left[ \frac{\Phi(m_{B^0}, m_{D^-}, m_{K^+})}{\Phi(m_{B^+}, m_{\bar{D}^0}, m_{K^+})} \right] \left[ \frac{\mathcal{B}(B^+ \rightarrow \bar{D}^0 K^+)}{\mathcal{B}(B^0 \rightarrow D^- K^+)} \right]. \quad (35)$$

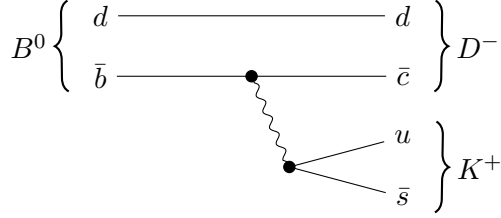


FIG. 2: The reference decay channel  $B^0 \rightarrow D^- K^+$ , which proceeds via the  $T$  diagram.

The theoretical ratio of the  $T$  amplitudes is given by factorization as:

$$\left| \frac{T_{\bar{D}^0 K^+}}{T_{D^- K^+}} \right| = \left[ \frac{F_0^{B^+ \rightarrow \bar{D}^0}(m_{K^+}^2)}{F_0^{B^0 \rightarrow D^-}(m_{K^+}^2)} \right] \left[ \frac{m_{B^+}^2 - m_{\bar{D}^0}^2}{m_{B^0}^2 - m_{D^-}^2} \right] \left| \frac{a_1(\bar{D}^0 K^+)}{a_1(D^- K^+)} \right|. \quad (36)$$

Finally, the total amplitude for the  $B^+ \rightarrow \bar{D}^0 K^+$  decay is evaluated as:

$$|\mathcal{M}(B^+ \rightarrow \bar{D}^0 K^+)|^2 = |T_{\bar{D}^0 K^+}|^2 \left| 1 + \frac{C_{\bar{D}^0 K^+}}{T_{\bar{D}^0 K^+}} \right|^2. \quad (37)$$

With the total amplitude determined, we can subsequently introduce NP corrections in  $T$  diagrams.  $|1 + C/T|^2$  in Eq. (37) is model-independently extracted from the data by using Eqs. (35), (36).

## V. NUMERICAL RESULTS

### A. Experimental Inputs and SM Predictions

We adopt the latest world averages for the CKM unitarity triangle angles  $\alpha$  and  $\beta$  from the HFLAV Summer 2025 online update [42] (see also Ref. [43]):

$$\alpha = (84.1_{-3.0}^{+3.7})^\circ, \quad \beta = (22.63_{-0.44}^{+0.45})^\circ. \quad (38)$$

Using the unitarity relation  $\alpha + \beta + \gamma = 180^\circ$ , we derive the indirect central value for the third angle  $\gamma$ :

$$\gamma_{\text{indirect}} = 73.27^\circ. \quad (39)$$

This indirect value is used as a primary case while the direct measurement of  $\gamma_{\text{direct}} = (66.4_{-2.8}^{+2.7})^\circ$  relies on  $b \rightarrow c\bar{u}q$  transitions, which are affected by the NP considered in our framework. Direct measurements of  $\gamma$  and the branching ratios used in our analysis are summarized in Tables I and II, respectively.

For the lifetime ratio  $\tau(B^+)/\tau(B^0)$ , the comparison between the experimental world average [43] and the SM prediction [18] yields:

$$\left(\frac{\tau_{B^+}}{\tau_{B^0}}\right)_{\text{Exp}} = 1.076 \pm 0.004, \quad \left(\frac{\tau_{B^+}}{\tau_{B^0}}\right)_{\text{SM}} = 1.081 \pm 0.016. \quad (40)$$

Regarding the neutral meson mixing observables, the experimental values [43] for the width difference  $\Delta\Gamma_q/\Gamma_{B_q^0}$  and the semileptonic asymmetry  $A_{\text{SL}}^q$  (with  $q = d, s$ ) are:

$$\begin{aligned} \left.\frac{\Delta\Gamma_d}{\Gamma_{B_d^0}}\right|_{\text{Exp}} &= 0.001 \pm 0.010, & A_{\text{SL,Exp}}^d &= -0.0021 \pm 0.0017, \\ \left.\frac{\Delta\Gamma_s}{\Gamma_{B_s^0}}\right|_{\text{Exp}} &= 0.124 \pm 0.007, & A_{\text{SL,Exp}}^s &= -0.0006 \pm 0.0028. \end{aligned} \quad (41)$$

For the future experimental projection, the uncertainties are expected to be significantly reduced at LHCb [22, 23]. These projections read:

$$\delta\left(\frac{\Delta\Gamma_d}{\Gamma_d}\right)_{\text{future}} = 1 \times 10^{-3}, \quad \delta(\mathcal{A}_{\text{SL}}^d)_{\text{future}} = 2 \times 10^{-4}. \quad (42)$$

The corresponding SM predictions have been presented in Ref. [20]:

$$\begin{aligned} \Delta\Gamma_{d,\text{SM}} &= 0.0027 \pm 0.0004 \text{ ps}^{-1}, & A_{\text{SL,SM}}^d &= -0.00051 \pm 0.00005, \\ \Delta\Gamma_{s,\text{SM}} &= 0.091 \pm 0.015 \text{ ps}^{-1}, & A_{\text{SL,SM}}^s &= 0.000022 \pm 0.000002. \end{aligned} \quad (43)$$

The experimental value for the CP asymmetry

$$A_{\text{CP}}(B^+ \rightarrow \bar{D}^0 \pi^+) = (-3.2 \pm 3.5) \times 10^{-3} \quad (44)$$

is taken from PDG [40] based on the LHCb [36] and Belle [34, 35] experiments (see also previous measurement in the Belle [33]).

## B. Constraints on Wilson Coefficients

In this section, we illustrate the  $1\sigma$  or  $2\sigma$  allowed regions for the NP Wilson coefficients  $C_i^{\text{NP}}(M_W)$  ( $i = 1, 2$ ) in the complex plane. For brevity of notations, arguments of the Wilson coefficients are omitted in main texts in what follows. To disentangle the effects of different operators, we analyze two scenarios:

- The left panels in the figures below show the constraints on  $C_1^{\text{NP}}$  assuming  $C_2^{\text{NP}} = 0$ .

- The right panels show the constraints on  $C_2^{\text{NP}}$  assuming  $C_1^{\text{NP}} = 0$ .

In all plots, the solid black lines mark the zero values for the real and imaginary parts, and their intersection at the origin corresponds to the SM limit. The renormalization scale  $\mu$  is adopted according to the category of observables: the  $\overline{\text{MS}}$  mass  $\bar{m}_b(\bar{m}_b)$  is used for the unitarity triangle and branching ratios, where  $\alpha_s = 0.224$ . For lifetime ratios, the scale is set to the kinetic mass  $m_b^{\text{kin}}$ , with the strong coupling evaluated at  $\mu = m_b^{\text{kin}}/2$  to obtain  $\alpha_s = 0.281$ . Regarding  $B^0 - \bar{B}^0$  mixing, the observables are analyzed at the pole mass scale  $\mu = m_b^{\text{pole}}$ , where  $\alpha_s = 0.215$ . All scale evolutions for  $\alpha_s$  and quark masses are performed using the RunDec package [44]. At the scale  $\mu_b$ , we adopt the  $\overline{\text{MS}}$  masses:  $m_c = 1.10$  GeV,  $m_s = 0.0757$  GeV, and  $m_d = 0.00382$  GeV. The detailed values of the input parameters are listed in Tab. III.

In order to constrain the potential effects of NP, we map out the allowed regions in the parameter space determined by a set of independent experimental observables. Analyzed channels are  $B_d \rightarrow D^{(*)-}\pi^+$  for  $b \rightarrow c\bar{u}d$  and  $B^+ \rightarrow \bar{D}^0 K^+$  and  $B_s^0 \rightarrow D_s^+ K^-$  for  $b \rightarrow c\bar{u}s$ . The resulting constraints are presented in the complex planes of the respective NP Wilson coefficients  $C_{i,\text{NP}}$  at the scale  $\mu = M_W$ .

A combined analysis for each channel, represented by the overlapping area of all individual constraints, allows us to determine the preferred parameter space for the NP contributions. A remarkable pattern emerges from our analysis: for both the  $b \rightarrow c\bar{u}s$  and  $b \rightarrow c\bar{u}d$  transitions, we observe a notable tension with the SM prediction, consistent with earlier findings, e.g., in Ref. [3]. Specifically, for the  $b \rightarrow c\bar{u}d$  transition, a common overlapping region exists at the  $1\sigma$  level (see right panels Figs. 3, 4), yet the SM point ( $C_{i,\text{NP}} = 0$ ) consistently lies on strictly outside this region. In contrast, for the  $b \rightarrow c\bar{u}s$  transition, the individual  $1\sigma$  constraints do not share a common overlap with the mixing observables. This leads us to present the viable parameter space at the  $2\sigma$  level (see Figs. 5, 6). As exemplified in these figures, despite the different details for the decay channels, the overall data consistently favor a non-zero NP contribution to reconcile the observed tensions, especially for right panels.

The allowed regions for  $C_{1,\text{NP}} = 0$  and  $C_{2,\text{NP}} = 0$  scenarios provide rather different patterns across all channels. As shown representatively in the left panels of Fig. 5, the constraints from  $\gamma$  and the branching ratios in the  $C_{2,\text{NP}} = 0$  scenario are less stringent than those in the  $C_{1,\text{NP}} = 0$  scenario. These behavior reflect a much weaker sensitivity of these observables to NP contributions in the color-rearranged operator  $\mathcal{Q}_1$  compared to the color-singlet operator

$Q_2$ , a consequence of the  $1/N_c$  color suppression inherent in the former.

To ensure the numerical rigor of our analysis, we also investigate the impact of the CKM angle  $\gamma$  input. In addition to the results obtained with  $\gamma_{\text{indirect}} = 73.45^\circ$ , we provide the constraint plots for the  $B^+ \rightarrow \bar{D}^0 K^+$  channel using  $\gamma_{\text{direct}} = 66.4^\circ$  in Fig. 5 as a representative check. It is observed that the shift in  $\gamma$  primarily leads to a characteristic rotation of the corresponding allowed regions in the complex plane, while the overall overlapping pattern remains consistent. We have verified that the other decay channels exhibit qualitatively similar behavior when  $\gamma_{\text{direct}}$  is adopted.

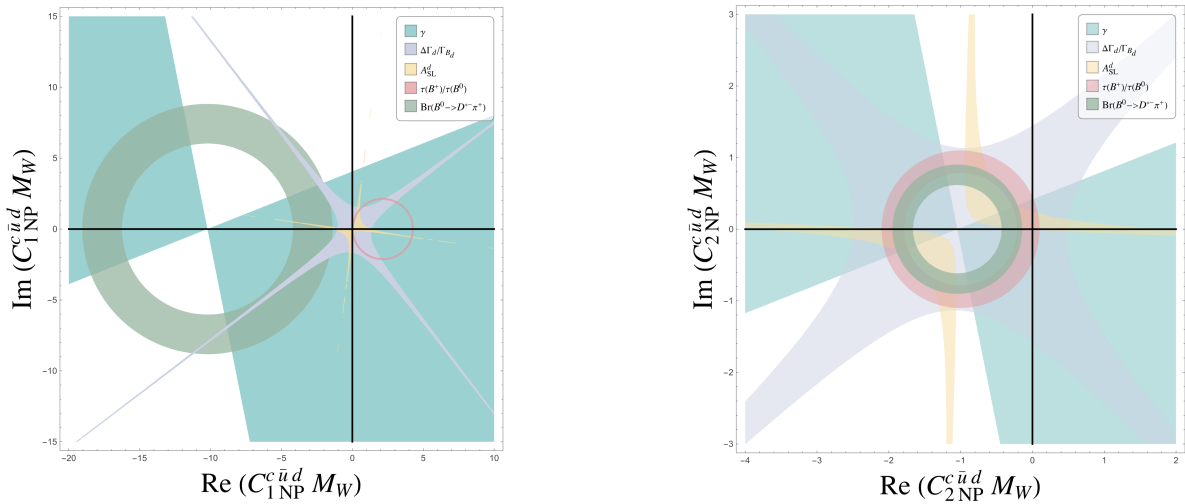


FIG. 3: Combined constraints on the NP Wilson coefficient  $C_{1,\text{NP}}^{c\bar{u}d}$  and  $C_{2,\text{NP}}^{c\bar{u}d}$  from various flavor observables for  $B_d \rightarrow D^{*-}\pi^+$  at  $1\sigma$  level. The different colored regions represent the following constraints: the cyan wedge for the CKM angle  $\gamma$ ; the red and green bands for the lifetime ratio  $\tau(B^+)/\tau(B^0)$  and the branching ratio  $\text{Br}(B_d \rightarrow D^{*-}\pi^+)$ , respectively; the light purple and yellow regions for the mixing observables  $\Delta\Gamma_d/\Gamma_{B_d}$  and  $A_{\text{SL}}^d$ .

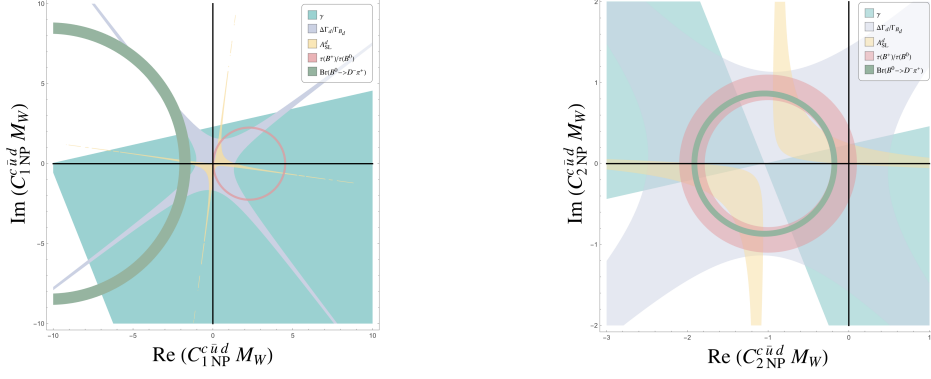


FIG. 4: Combined constraints on the NP Wilson coefficient  $C_{1, \text{NP}}^{c\bar{u}d}$  and  $C_{2, \text{NP}}^{c\bar{u}d}$  from various flavor observables for  $B_d \rightarrow D^- \pi^+$  at  $1\sigma$  level.

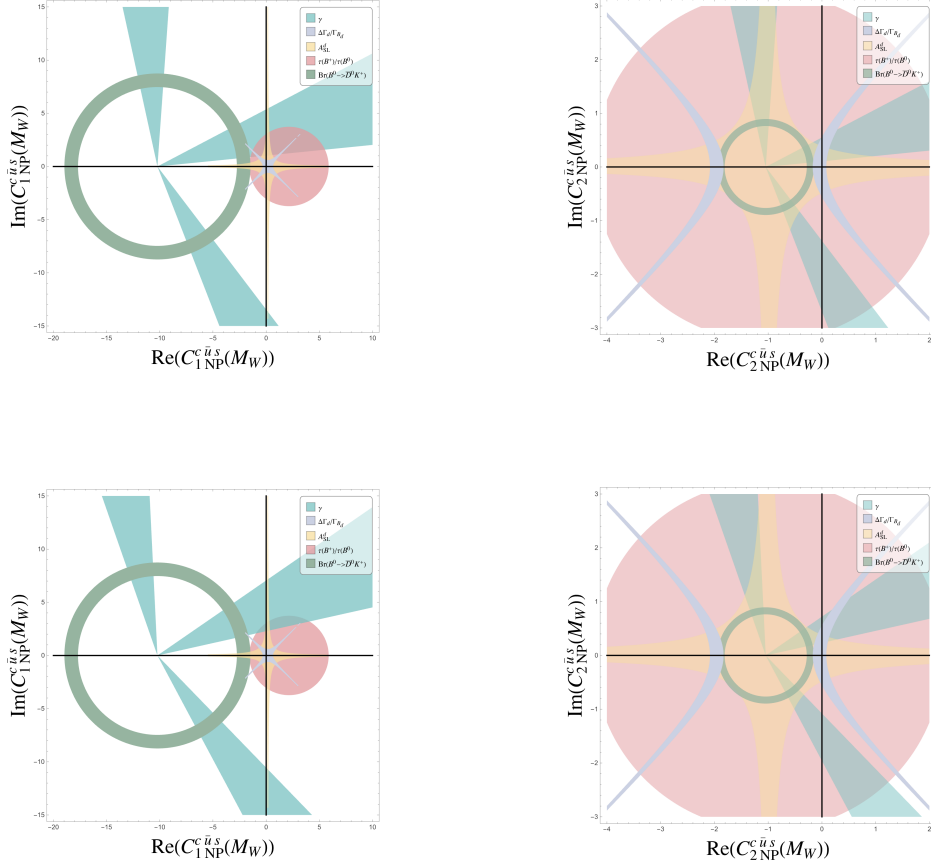


FIG. 5: Combined constraints on the NP Wilson coefficients  $C_{1, \text{NP}}^{c\bar{u}s}$  and  $C_{2, \text{NP}}^{c\bar{u}s}$  from various flavor observables for  $B^+ \rightarrow \bar{D}^0 K^+$  at  $2\sigma$  level. The upper panels are obtained using  $\gamma_{\text{indirect}} = 73.45^\circ$ , while the lower panels serve as a robustness check using  $\gamma_{\text{direct}} = 66.4^\circ$ . The solid black axes intersect at the SM point ( $\text{Re}(C^{\text{NP}}) = 0, \text{Im}(C^{\text{NP}}) = 0$ ).

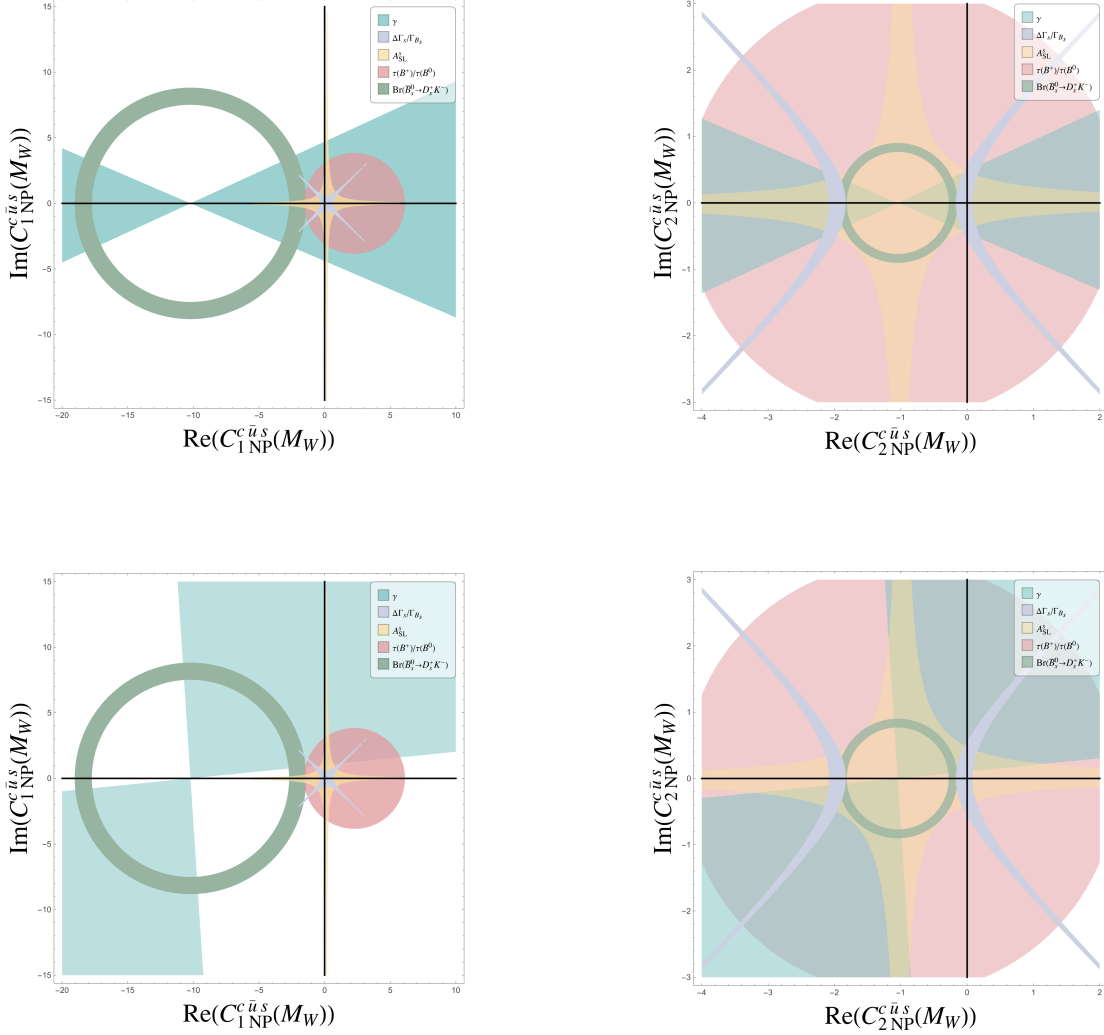


FIG. 6: Combined constraints on the NP Wilson coefficients  $C_{1,\text{NP}}^{c\bar{u}s}$  and  $C_{2,\text{NP}}^{c\bar{u}s}$  for  $\bar{B}_s^0 \rightarrow D_s^+ K^-$  at the  $2\sigma$  level. The upper panels correspond to the range  $\gamma^{\text{exp}} \in [62^\circ, 86^\circ]$  [45], while the lower panels correspond to  $\gamma^{\text{exp}} \in [101^\circ, 145^\circ]$  [46].

### C. $B_d - \bar{B}_d$ mixing and direct CP violation

In Fig. 7, the predicted correlation between the width difference normalized by the total width  $\Delta\Gamma_d/\Gamma_d$  and the semileptonic asymmetry  $A_{SL}^d$  is shown as allowed regions for the baseline scenario  $C_1^{\text{NP}} = 0$  with  $C_2^{\text{NP}} \neq 0$ . The green region is derived from a parameter space that satisfies three independent constraints: (i) the direct measurement of the CKM angle  $\gamma$ , (ii) the branching ratio of the  $B_d \rightarrow D^- \pi^+$  decay, and (iii) the lifetime ratio  $\tau(B^+)/\tau(B_d^0)$ , simultaneously at 68% C.L. For comparison, the orange region shows the prediction when

the constraint from the CKM angle  $\gamma$  is excluded from the set of constraints. It should be noted that the orange region also lies behind the green ones in Figs. 7, 8 and 9. The resulting allowed regions for  $C_2^{\text{NP}}$  are then mapped onto the  $(\Delta\Gamma_d/\Gamma_d, A_{\text{SL}}^d)$  plane to generate the displayed predictions. Also shown are values of the current experimental measurements, the SM predictions, and the projected future experimental sensitivity. As can be seen in Fig. 7 (and also in Figs. 8 and 9 discussed later), predicted regions of the observables are significantly reduced if the constraint from  $\gamma$  is considered additionally.

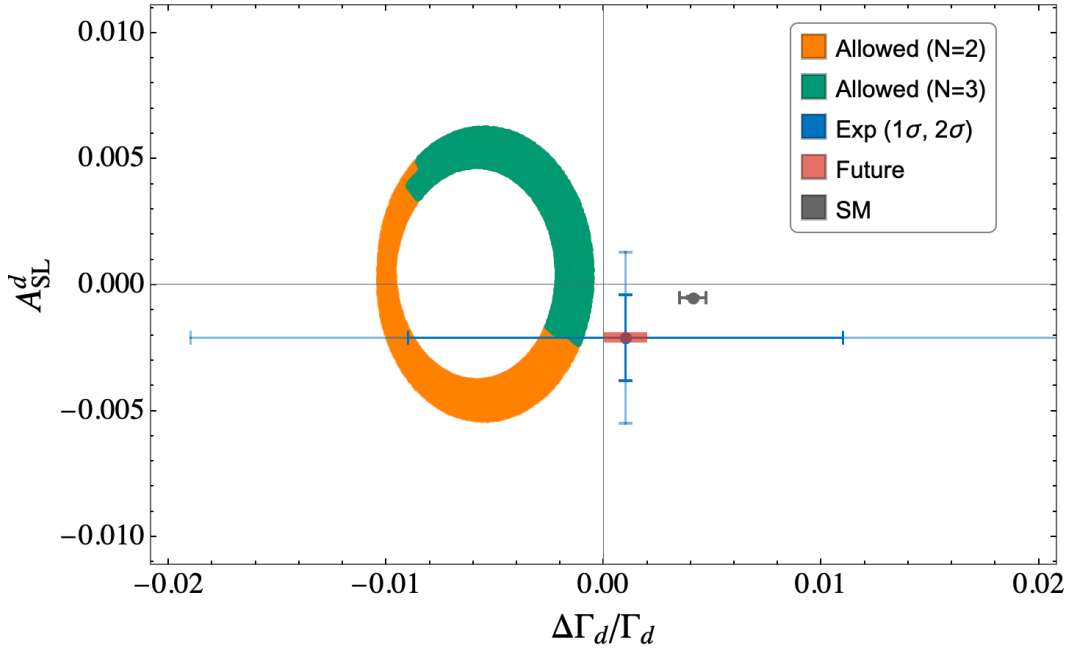


FIG. 7: The predicted regions in the  $(\Delta\Gamma_d/\Gamma_d, A_{\text{SL}}^d)$  plane for the baseline scenario where  $C_1^{\text{NP}} = 0$  (i.e., NP only enters via  $C_2^{\text{NP}}$ ). The blue and grey error bars represent the current experimental constraints [40, 43] and the SM predictions [20], respectively. The horizontal red bands correspond to the future experimental sensitivity [22, 23].

Furthermore, results including the direct CP asymmetry,  $A_{\text{CP}}$ , in  $B^- \rightarrow D^0 \pi^-$  decays are discussed in what follows. It is well known that this observable can be regarded as a clean signal of NP since it vanishes in the SM. Crucially, a non-zero  $A_{\text{CP}}$  fundamentally requires the interference of at least two amplitudes possessing different weak phases and different strong phases. To obtain the prediction for  $A_{\text{CP}}$ , the PQCD expressions in Sec. IV A for evaluating the  $T + C$  amplitude are used, where the necessary strong phases are naturally generated through the decay dynamics. We find that a scenario with  $C_2^{\text{NP}} \neq 0$  and  $C_1^{\text{NP}} = 0$  fails to provide the necessary relative weak phase difference, yielding  $A_{\text{CP}} = 0$ , which we confirmed numerically. Therefore, introducing a non-vanishing  $C_1^{\text{NP}}$  is mandatory to generate the direct CP asymmetry. We focus on eight representative benchmarks:  $C_1^{\text{NP}} = \pm 0.01, \pm 0.01i, \pm 0.01 \pm 0.01i$ , and  $\mp 0.01 \pm 0.01i$ , which give testable size of  $A_{\text{CP}}$  in the future. The region of  $C_2^{\text{NP}}$  is scanned over the possible range as was done before. We also verified that under this small variation of  $C_1^{\text{NP}}$ , Fig. 7 is not significantly changed. In Figs. 8 and 9, numerical predictions for  $A_{\text{CP}}$  are displayed with correlated results for the  $B_d^0 - \bar{B}_d^0$  mixing observables for these four selected scenarios. As illustrated in Figs. 8 and 9, a small NP contribution ( $|C_1^{\text{NP}}| \sim 0.01$ ) produces an  $A_{\text{CP}}$  that is mostly within the  $2\sigma$  range of the current PDG, while some of the regions are outside the range. Future improvements in the experimental precision of  $A_{\text{CP}}$ , together with those for  $\Delta\Gamma_d/\Gamma_d$  and  $A_{\text{SL}}^d$ , will enable us to test this NP scenario.

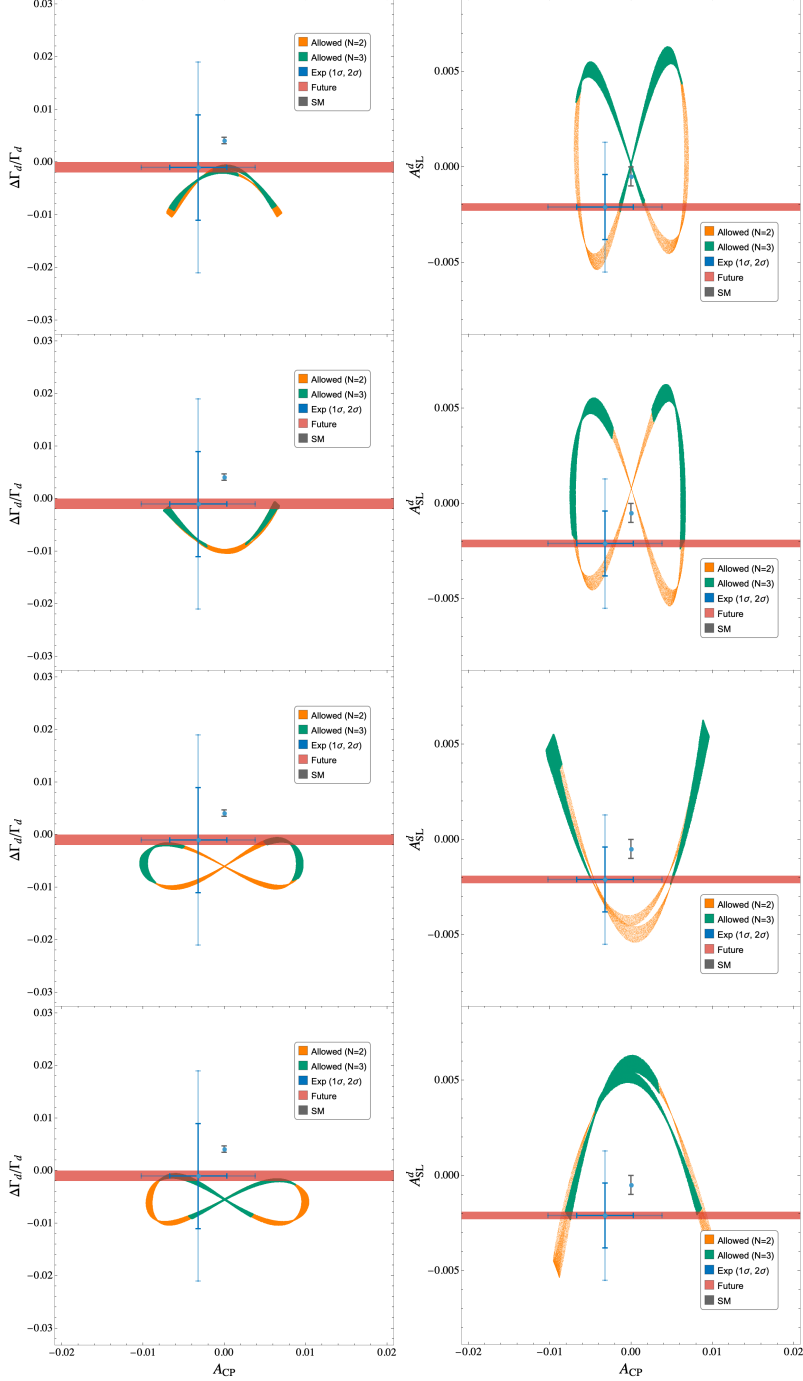


FIG. 8: The predicted regions in the  $(\Delta\Gamma_d/\Gamma_d, A_{CP})$  [left column] and  $(A_{SL}^d, A_{CP})$  [right column] planes for four benchmark scenarios:  $C_1^{NP} = 0.01, 0.01i, 0.01+0.01i$ , and  $0.01-0.01i$  (from top to bottom). The blue and grey error bars represent the current experimental constraints [40, 43] (at the  $1\sigma$  and  $2\sigma$  levels) and the SM predictions [20] on the  $y$ -axis observables, respectively. The horizontal red bands correspond to the expectations for future experimental precision [22, 23].

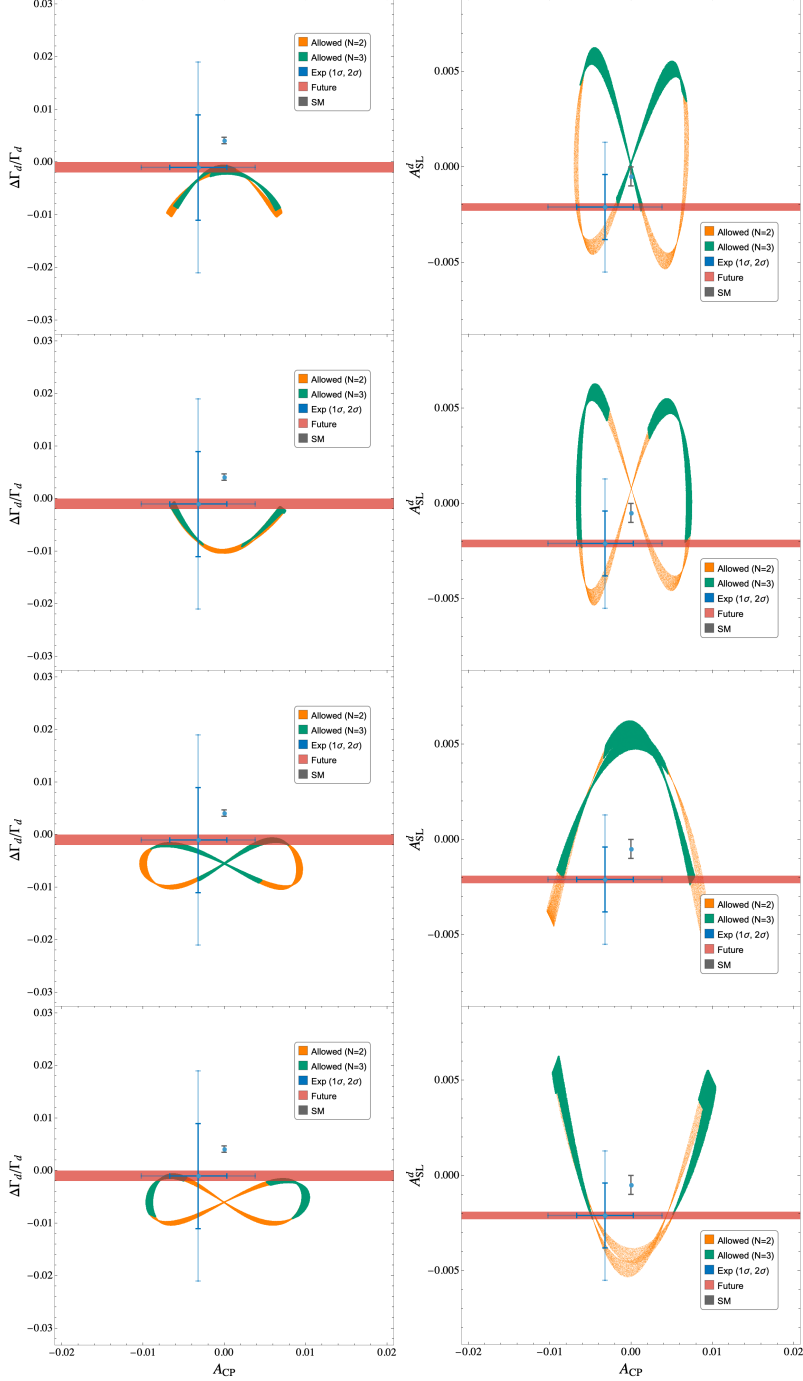


FIG. 9: The predicted regions in the  $(\Delta\Gamma_d/\Gamma_d, A_{CP})$  [left column] and  $(A_{SL}^d, A_{CP})$  [right column] planes for four benchmark scenarios:  $C_1^{NP} = -0.01, -0.01i, -0.01 + 0.01i,$  and  $-0.01 - 0.01i$  (from top to bottom). The blue and grey error bars represent the current experimental constraints [40, 43] (at the  $1\sigma$  and  $2\sigma$  levels) and the SM predictions [20] on the  $y$ -axis observables, respectively. The horizontal red bands correspond to the expectations for future experimental precision [22, 23].

## VI. CONCLUSION

In this work, we have performed a comprehensive analysis of the  $b \rightarrow c\bar{u}q$  ( $q = d, s$ ) transitions, aiming to address the persistent tension between the QCD factorization predictions and experimental data for color-allowed non-leptonic  $B$  meson decays. Extending the effective Hamiltonian to include complex-valued NP contributions to the Wilson coefficients  $C_1$  and  $C_2$ , we derived constraints by analyzing the combined allowed regions from branching ratios, the CKM angle  $\gamma/\phi_3$ , the lifetime ratio  $\tau(B^+)/\tau(B^0)$ , and neutral meson mixing observables ( $\Delta\Gamma_q$  and  $A_{SL}^q$ ).

For the branching ratios of the channels where amplitudes are proportional to  $T + C$ , the contribution of the color-suppressed diagram is model-independently extracted from data, including the experimental values of branching ratios, factorization input for the ratio of T diagrams, and meson masses, as in the discussion of  $T + E$  processes [12]. This method enables us to discuss constraints on the NP Wilson coefficients for the combined analysis of branching ratios and  $\gamma$  in a robust way. Furthermore, CP violation in  $B^- \rightarrow D^0\pi^-$  decays from the CP phase of NP contributions is analyzed in the PQCD approach. With a relevant strong-phase difference determined in this method, it is shown that the direct CP violation can be  $\mathcal{O}(10^{-2})$ , and partially already excluded by the measurements.

Within the channels that we have studied, the combined analysis reveals a tension with the SM predictions across both  $b \rightarrow c\bar{u}d$  and  $b \rightarrow c\bar{u}s$  sectors. This tension manifests differently in the two channels: for the  $b \rightarrow c\bar{u}d$  transition ( $B_d \rightarrow D^{(*)-}\pi^+$ ), the SM point (i.e.,  $C_{i,\text{NP}} = 0$ ) lies on outside the common  $1\sigma$  allowed region. For the  $b \rightarrow c\bar{u}s$  transition ( $B^+ \rightarrow \bar{D}^0K^+$  and  $B_s^0 \rightarrow D_s^+K^-$ ), the tension is more pronounced, with the individual  $1\sigma$  constraints failing to find a common region that simultaneously satisfies the experimental constraints. In both cases, this suggests that current data favors non-zero NP contributions to the tree-level current-current operators. Furthermore, the compatibility of the constraints across different decay channels points towards a potential universal NP effect governing the  $b \rightarrow c\bar{u}q$  transitions, independent of  $q = d, s$ .

Our study reveals distinct phenomenological patterns associated with the color-singlet ( $C_2$ ) and color-rearranged ( $C_1$ ) scenarios. While branching ratios and the CKM angle  $\gamma$  provide stringent bounds on  $C_2^{\text{NP}}$ , they are comparatively less restrictive for  $C_1^{\text{NP}}$  due to  $1/N_c$  suppression for the latter. Crucially, we demonstrated that the constraints from the

lifetime ratio and  $B - \bar{B}$  mixing observables play a decisive role in narrowing the allowed region for  $C_1^{\text{NP}}$ . In order to obtain non-zero  $A_{\text{CP}}$ , different amplitudes that have relative weak and strong phases need to interfere. It can be found that scenarios such as  $C_2^{\text{NP}}(M_W) \neq 0$  and  $C_1^{\text{NP}}(M_W) = 0$  cannot generate non-zero  $A_{\text{CP}}$ . To illustrate  $A_{\text{CP}}$  testable in the future,  $C_2^{\text{NP}}(M_W) = \mathcal{O}(1)$  and  $C_1^{\text{NP}}(M_W) = \mathcal{O}(0.01)$  are considered with some benchmark points for the latter. Based on this constrained parameter space, we provided detailed predictions for the pairwise correlations among the width difference  $\Delta\Gamma_d/\Gamma_d$ , the semileptonic asymmetry  $A_{\text{SL}}^d$ , and the direct CP asymmetry  $A_{\text{CP}}$ .

The precision of this theoretical framework is currently limited by hadronic uncertainties and leading-order (LO) approximations for the NP contributions. Future refinements should incorporate higher-order perturbative corrections and a more rigorous treatment of SU(3) flavor symmetry breaking. On the experimental side, the anticipated precision from the LHCb upgrade and Belle II [22, 23], particularly for  $\Delta\Gamma_d/\Gamma_d$  and  $A_{\text{SL}}^d$ , will be pivotal in further narrowing the NP parameter space and clarifying the tensions observed in  $b \rightarrow c\bar{u}q$  decays.

## ACKNOWLEDGMENTS

The work of H. U. is supported by the National Science Foundation of China under Grant No. 12405111 and the Seeds Funding of Jilin University.

## Appendix A: Input Parameters and Experimental Data

The ranges of  $\gamma$  denoted as  $\gamma = \gamma^{exp}$  in Eq. (25), measured from different decay channels are listed in Table I.

$B^+ \rightarrow \bar{D}^0 K^+$	$8.5^\circ < \gamma < 16.5^\circ$	[35]
	$84.5^\circ < \gamma < 95.5^\circ$	
	$163.3^\circ < \gamma < 171.5^\circ$	
$\bar{B}_s^0 \rightarrow D_s^+ K^-$	$62^\circ < \gamma < 86^\circ \text{ modulo } 180^\circ$	[45]
	$101^\circ < \gamma < 145^\circ \text{ modulo } 180^\circ$	[46]
$B_d \rightarrow D^{*-} \pi^+$	$-6.96^\circ < \gamma < 96.44^\circ \text{ modulo } 180^\circ$	[47]
	$-19.16^\circ < \gamma < 108.64^\circ \text{ modulo } 180^\circ$	[48]
	$-5.46^\circ < \gamma < 94.94^\circ \text{ modulo } 180^\circ$	[49]
$B^0 \rightarrow D^- \pi^+$	$5^\circ < \gamma < 86^\circ \text{ modulo } 180^\circ$	[50]

TABLE I: The ranges of  $\gamma$ . For  $\bar{B}_s^0 \rightarrow D_s^+ K^-$ , two ranges are used separately. The third range is used for  $B_d \rightarrow D^{*-} \pi^+$ .

The branching ratios of the different decay channels used in our analysis are listed in Table II. The left column includes the main research objects, while the right columns are used only for calculating the ratios of amplitudes.

$Br(B^+ \rightarrow \bar{D}^0 K^+)$	$(3.64 \pm 0.15) \times 10^{-4}$	$Br(B^0 \rightarrow D^- K^+)$	$(2.05 \pm 0.08) \times 10^{-4}$
$Br(\bar{B}_s^0 \rightarrow D_s^+ K^-)$	$(2.25 \pm 0.12) \times 10^{-4}$	$Br(\bar{B}^0 \rightarrow D^+ K^-)$	$(2.05 \pm 0.08) \times 10^{-4}$
$Br(B^0 \rightarrow D^{*-} \pi^+)$	$(2.66 \pm 0.07) \times 10^{-3}$	$Br(B_s^0 \rightarrow D_s^{*-} \pi^+)$	$(1.9_{-0.4}^{+0.5}) \times 10^{-3}$
$Br(B^0 \rightarrow D^- \pi^+)$	$(2.51 \pm 0.08) \times 10^{-3}$	$Br(B_s^0 \rightarrow D_s^- \pi^+)$	$(2.98 \pm 0.14) \times 10^{-3}$

TABLE II: Experimental branching ratios of different decay channels from PDG [40].

Other data used in our analysis are listed in Table III. The NNLO values of  $a_1$  are taken from Ref. [11]. Regarding the CKM input in the  $B^0 - \bar{B}^0$  mixing, the Wolfenstein parameters in Table III are used while  $|V_{cb}|$ ,  $|V_{ud}|$  and  $|V_{us}|$  for the lifetime ratio and branching ratio analyses are from the value listed in Table III.

$F_0^{B \rightarrow D}(m_{K^-}^2)$	$0.671 \pm 0.011$	[11]	$A_0^{B \rightarrow D^*}(m_{K^-}^2)$	$0.664 \pm 0.018$	[11]
$F_0^{B_s \rightarrow D_s}(m_{\pi^-}^2)$	$0.666 \pm 0.012$	[11]	$A_0^{B_s \rightarrow D_s^*}(m_{\pi^-}^2)$	$0.630 \pm 0.069$	[11]
$ a_1(D_s^+ K^-) $	$1.075_{-0.011}^{+0.007}$	[11]	$ a_1(D^+ K^-) $	$1.075_{-0.011}^{+0.007}$	[11]
$ a_1(D_s^{*+} \pi^-) $	$1.075_{-0.011}^{+0.006}$	[11]	$ a_1(D^{*+} \pi^-) $	$1.075_{-0.011}^{+0.006}$	[11]
$ a_1(D_s^+ \pi^-) $	$1.073_{-0.010}^{+0.005}$	[11]	$ a_1(D^+ \pi^-) $	$1.073_{-0.010}^{+0.005}$	[11]
$f_{\pi^\pm}$	$130.2 \pm 0.8$ MeV	[51]	$f_{K^\pm}$	$155.7 \pm 0.3$ MeV	[51]
$\tau(B^+)$	$1.638 \times 10^{-12}$ s	[40]	$\tau(B^0)$	$1.517 \times 10^{-12}$ s	[40]
$\tau(B_s^0)$	$1.516 \times 10^{-12}$ s	[40]	$\lambda$	$0.22501 \pm 0.00068$	[40]
$A$	$0.826_{-0.015}^{+0.016}$	[40]	$\bar{\rho}$	$0.1591 \pm 0.0094$	[40]
$\bar{\eta}$	$0.3523_{-0.0071}^{+0.0073}$	[40]	$ V_{cb} $	$0.0411 \pm 0.0012$	[40]
$ V_{ud} $	$0.97367 \pm 0.00032$	[40]	$ V_{us} $	$0.22431 \pm 0.00085$	[40]
$\bar{B}_1(\bar{m}_b(\bar{m}_b))$	$1.013_{-0.059}^{+0.066}$	[52]	$\bar{B}_2(\bar{m}_b(\bar{m}_b))$	$1.004_{-0.081}^{+0.085}$	[52]
$\bar{\epsilon}_1(\bar{m}_b(\bar{m}_b))$	$-0.098_{-0.032}^{+0.029}$	[52]	$\bar{\epsilon}_2(\bar{m}_b(\bar{m}_b))$	$-0.037_{-0.020}^{+0.019}$	[52]
$\rho_q^i$	1		$\sigma_q^i$	0	
$m_b^{kin}$	$(4.573 \pm 0.012)$ GeV	[53]	$\bar{m}_c(2 \text{ GeV})$	$1.092 \pm 0.008$ GeV	[53]
$\Gamma^{SM}(B^0)$	$0.636_{-0.037}^{+0.028}$ ps <sup>-1</sup>	[18]	$\Gamma^{SM}(B^+)$	$0.587_{-0.035}^{+0.025}$ ps <sup>-1</sup>	[18]
$\mu_\pi^2$	$0.477 \pm 0.056$ GeV <sup>2</sup>	[53]	$\mu_G^2$	$0.306 \pm 0.050$ GeV <sup>2</sup>	[53]
$f_{B^+}$	$189.4 \pm 1.4$ MeV	[51]	$f_{B^0}$	$190.5 \pm 1.3$ MeV	[51]
$\alpha_s(M_Z)$	$0.1180 \pm 0.0009$	[40]			
$m_t^{pole}$	172.4 GeV	[40]	$M_W$	80.3692 GeV	[40]
$m_b^{pole}$	4.78 GeV	[40]	$\bar{m}_b(\bar{m}_b)$	4.183 GeV	[40]
$M_{B^0}$	5279.72 MeV	[40]	$M_{B_s^0}$	5366.93 MeV	[40]
$f_{B^0}$	$190.5 \pm 1.3$ MeV	[51]	$f_{B_s^0}$	$230.7 \pm 1.2$ MeV	[51]
$B_{R_2}^s$	$0.89 \pm 0.38$	[54]	$B_{R_3}^s$	$1.07 \pm 0.42$	[54]
$B_1^d$	$0.835 \pm 0.028$	[55]	$B_2^d$	$0.791 \pm 0.034$	[55]
$B_3^d$	$0.775 \pm 0.054$	[55]	$B_4^d$	$1.063 \pm 0.041$	[55]
$B_5^d$	$0.994 \pm 0.037$	[55]	$\eta_B(4.75 \text{ GeV})$	$0.85 \pm 0.02$	[38]

TABLE III: Parameters used in the analysis. The values  $\rho_q^i = 1$  and  $\sigma_q^i = 0$  correspond to the vacuum-insertion approximation (VIA).

## Appendix B: Formalism for $B_q - \bar{B}_q$ Mixing

### 1. Effective Operator Basis

For the analysis of  $B$  meson mixing, we employ the complete operator basis introduced in Ref. [56]:

$$\begin{aligned}\mathcal{O}_1^q &= (\bar{b}_i q_i)_{V-A} (\bar{b}_j q_j)_{V-A}, & \mathcal{O}_2^q &= (\bar{b}_i q_i)_{S-P} (\bar{b}_j q_j)_{S-P} \\ \mathcal{O}_3^q &= (\bar{b}_i q_j)_{S-P} (\bar{b}_j q_i)_{S-P}, & \mathcal{O}_4^q &= (\bar{b}_i q_i)_{S-P} (\bar{b}_j q_j)_{S+P}, \\ \mathcal{O}_5^q &= (\bar{b}_i q_j)_{S-P} (\bar{b}_j q_i)_{S+P}.\end{aligned}\tag{B1}$$

The hadronic matrix elements are parametrized in terms of bag parameters as follows [38]:

$$\begin{aligned}\langle \bar{B}_q | \mathcal{O}_1^q | B_q \rangle &= \frac{8}{3} f_{B_q}^2 M_{B_q}^2 B_1^q, & \langle \bar{B}_q | \mathcal{O}_2^q | B_q \rangle &= -\frac{5}{3} \frac{f_{B_q}^2 M_{B_q}^4}{(m_b + m_q)^2} B_2^q, \\ \langle \bar{B}_q | \mathcal{O}_3^q | B_q \rangle &= \frac{1}{3} \left( \frac{m_{B_q}}{m_b + m_q} \right)^2 m_{B_q}^2 f_{B_q}^2 B_3^q, & \langle \bar{B}_q | \mathcal{O}_4^q | B_q \rangle &= 2 \left( \frac{m_{B_q}}{m_b + m_q} \right)^2 m_{B_q}^2 f_{B_q}^2 B_4^q, \\ \langle \bar{B}_q | \mathcal{O}_5^q | B_q \rangle &= \frac{2}{3} \left( \frac{m_{B_q}}{m_b + m_q} \right)^2 m_{B_q}^2 f_{B_q}^2 B_5^q.\end{aligned}\tag{B2}$$

In addition to the operators  $\mathcal{O}_i^q$ , we also consider the four QCD operators:

$$\begin{aligned}R_1^q &= \frac{m_q}{m_b} (\bar{b}_i q_i)_{S-P} (\bar{b}_j q_j)_{S+P}, \\ R_2^q &= \frac{1}{m_b^2} (\bar{b}_i \overleftarrow{D}_\rho \gamma^\mu (1 - \gamma_5) D^\rho q_i) (\bar{b}_j \gamma_\mu (1 - \gamma_5) q_j), \\ R_3^q &= \frac{1}{m_b^2} (\bar{b}_i \overleftarrow{D}_\rho (1 - \gamma_5) D^\rho q_i) (\bar{b}_j (1 - \gamma_5) q_j), \\ R_4^q &= \frac{1}{m_b} (\bar{b}_i (1 - \gamma_5) i \overleftarrow{D}_\mu q_i) (\bar{b}_j \gamma^\mu (1 - \gamma_5) q_j).\end{aligned}\tag{B3}$$

The matrix elements of these operators are parametrized as [38]:

$$\begin{aligned}\langle \bar{B}_q | R_1^q | B_q \rangle &= \frac{7}{3} \frac{m_q}{m_b} f_{B_q}^2 M_{B_q}^2 B_{R_1}^q, & \langle \bar{B}_q | R_2^q | B_q \rangle &= -\frac{2}{3} f_{B_q}^2 M_{B_q}^2 \left( \frac{M_{B_q}^2}{m_b^2} - 1 \right) B_{R_2}^q, \\ \langle \bar{B}_q | R_3^q | B_q \rangle &= \frac{7}{6} f_{B_q}^2 M_{B_q}^2 \left( \frac{M_{B_q}^2}{m_b^2} - 1 \right) B_{R_3}^q, & \langle \bar{B}_q | R_4^q | B_q \rangle &= -f_{B_q}^2 M_{B_q}^2 \left( \frac{M_{B_q}^2}{m_b^2} - 1 \right) B_{R_4}^q.\end{aligned}\tag{B4}$$

The operators  $R_1^q$  and  $R_4^q$  are related to the basis operators  $\mathcal{O}_i^q$  via the relations:

$$R_1^q = \frac{m_q}{m_b} \mathcal{O}_4^q, \quad 2R_4^q = \mathcal{O}_3^q + \mathcal{O}_1^q/2 + \mathcal{O}_2^q - 2\frac{m_q}{m_b} \mathcal{O}_5^q + R_2^q.\tag{B5}$$

## 2. Analytical Expressions for the Mixing Coefficients

Adopting the formalism from Ref. [38], the general expressions for the coefficient functions  $D_k$  are decomposed into current-current ( $F$ ) and penguin-like ( $P$ ) contributions:

$$\begin{aligned}
D_k^{uu}(\mu_2) &= \sum_{i,j=1,2} C_i^*(\mu_1)C_j^*(\mu_1)F_{k,ij}^{uu}(\mu_1, \mu_2) + \frac{\alpha_s}{4\pi}(C_2^*(\mu_1))^2 P_{k,22}^{uu}(\mu_1, \mu_2) \\
&\quad + 2\frac{\alpha_s}{4\pi}C_2^*C_{8G}^*P_{k,28}^u + 2\sum_{i=1,2}\sum_{r=3,6} C_i^*C_r^*P_{k,ir}^u, \\
D_k^{cu}(\mu_2) &= \sum_{i,j=1,2} C_i^*(\mu_1)C_j^*(\mu_1)F_{k,ij}^{cu}(\mu_1, \mu_2) + \frac{\alpha_s}{4\pi}(C_2^*(\mu_1))^2 P_{k,22}^{cu}(\mu_1, \mu_2) \\
&\quad + \frac{\alpha_s}{4\pi}C_2^*C_{8G}^*(P_{k,28}^c + P_{k,28}^u) + \sum_{i=1,2}\sum_{r=3,6} C_i^*C_r^*(P_{k,ir}^c + P_{k,ir}^u), \\
D_k^{cc}(\mu_2) &= \sum_{i,j=1,2} C_i^*(\mu_1)C_j^*(\mu_1)F_{k,ij}^{cc}(\mu_1, \mu_2) + \frac{\alpha_s}{4\pi}(C_2^*(\mu_1))^2 P_{k,22}^{cc}(\mu_1, \mu_2) \\
&\quad + 2\frac{\alpha_s}{4\pi}C_2^*C_{8G}^*P_{k,28}^c + 2\sum_{i=1,2}\sum_{r=3,6} C_i^*C_r^*P_{k,ir}^c.
\end{aligned} \tag{B6}$$

It should be noted that complex conjugate is taken for the Wilson coefficients for our convention in Eq. (1). In this work, we restrict the calculation of contributions induced by NP to LO accuracy, and discard the penguin contributions represented by the  $P$  terms and focus on the current-current functions  $F_{k,ij}^{qq'}$ . The perturbative expansion of these functions is formally written as:

$$F_{k,ij}^{qq'} = A_{k,ij}^{qq'} + \frac{\alpha_s}{4\pi}B_{k,ij}^{qq'}, \tag{B7}$$

where the indices ( $qq'$ ) run over  $\{(uu), (cu), (cc)\}$ . To maintain consistency with the LO approximation, we retain only the zeroth-order coefficients  $A_{k,ij}^{qq'}$  and neglect the  $\mathcal{O}(\alpha_s)$  corrections  $B_{k,ij}^{qq'}$ .

The analytical forms for the relevant  $A_{k,ij}^{qq'}$  coefficients are listed below. They are expressed in terms of the mass ratio  $z = m_c^2/m_b^2$ . We note that the coefficients for the  $uu$  sector can

be derived directly from the  $cc$  sector by taking the massless charm limit ( $m_c \rightarrow 0$ )[38].

$$\begin{aligned}
A_{1,11}^{cu} &= \frac{3}{2}(2 - 3z + z^3), & A_{2,11}^{cu} &= 3(1 - z)^2(1 + 2z), \\
A_{1,12}^{cu} &= \frac{1}{2}(2 - 3z + z^3), & A_{2,12}^{cu} &= (1 - z)^2(1 + 2z), \\
A_{1,22}^{cu} &= \frac{1}{2}(1 - z)^3, & A_{2,22}^{cu} &= -(1 - z)^2(1 + 2z), \\
A_{1,11}^{cc} &= 3\sqrt{1 - 4z}(1 - z), & A_{2,11}^{cc} &= 3\sqrt{1 - 4z}(1 + 2z), \\
A_{1,12}^{cc} &= \sqrt{1 - 4z}(1 - z), & A_{2,12}^{cc} &= \sqrt{1 - 4z}(1 + 2z), \\
A_{1,22}^{cc} &= \frac{1}{2}(1 - 4z)^{3/2}, & A_{2,22}^{cc} &= -\sqrt{1 - 4z}(1 + 2z).
\end{aligned} \tag{B8}$$

Finally, we incorporate the  $1/m_b$  power corrections through the parameters  $\delta_{1/m}^{qq',q}$ . These corrections depend on the matrix elements of the dimension-7 operators and coefficients  $K_{1,2}$ , defined as follows [38]:

$$\begin{aligned}
\delta_{1/m}^{ccq} &= \sqrt{1 - 4z}((1 + 2z)[K_2(\langle R_2^q \rangle + 2\langle R_4^q \rangle) - 2K_1(\langle R_1^q \rangle + \langle R_2^q \rangle)] \\
&\quad - \frac{12z^2}{1 - 4z}[K_1(\langle R_2^q \rangle + 2\langle R_3^q \rangle) + 2K_2\langle R_3^q \rangle]), \\
\delta_{1/m}^{cuq} &= (1 - z)^2((1 + 2z)[K_2(\langle R_2^q \rangle + 2\langle R_4^q \rangle) - 2K_1(\langle R_1^q \rangle + \langle R_2^q \rangle)] \\
&\quad - \frac{6z^2}{(1 - z)^2}(K_1(\langle R_2^q \rangle + 2\langle R_3^q \rangle) + 2K_2\langle R_3^q \rangle)), \\
\delta_{1/m}^{uuq} &= [K_2(\langle R_2^q \rangle + 2\langle R_4^q \rangle) - 2K_1(\langle R_1^q \rangle + \langle R_2^q \rangle)],
\end{aligned} \tag{B9}$$

where  $\langle R_i^q \rangle = \langle \bar{B}_q | R_i^q | B_q \rangle$  and the combinations  $K_{1,2}$  are determined by the  $\Delta B = 1$  Wilson coefficients:

$$K_1 = 3C_1^{*2} + 2Re(C_1^*C_2^*), \quad K_2 = C_2^{*2}. \tag{B10}$$

### Appendix C: Formulas For $B \rightarrow D\pi$ in PQCD

The functions  $S_{B,D,K}$  are given by [57, 58]

$$\begin{aligned}
S_B(t) &= s(x_1 P_1^+, b_1) + 2 \int_{1/b_1}^t \frac{d\mu'}{\mu'} \gamma_q(\mu'), \\
S_D(t) &= s(x_2 P_2^+, b_2) + 2 \int_{1/b_2}^t \frac{d\mu'}{\mu'} \gamma_q(\mu'), \\
S_K(t) &= s(x_3 P_3^-, b_3) + s((1 - x_3) P_3^-, b_3) + 2 \int_{1/b_3}^t \frac{d\mu'}{\mu'} \gamma_q(\mu'),
\end{aligned} \tag{C1}$$

where the exponent  $s$  is defined as [57]

$$s(Q, b) = \int_{1/b}^Q \frac{d\mu'}{\mu'} \left[ \left\{ \frac{2}{3} (2\gamma_E - 1 - \log 2) + C_F \log \frac{Q}{\mu'} \right\} \frac{\alpha_s(\mu')}{\pi} + \left\{ \frac{67}{9} - \frac{\pi^2}{3} - \frac{10}{27} n_f + \frac{2}{3} \beta_0 \log \frac{\gamma_E}{2} \right\} \left( \frac{\alpha_s(\mu')}{\pi} \right)^2 \log \frac{Q}{\mu'} \right], \quad (\text{C2})$$

with  $\gamma_q = -\alpha_s/\pi$  and  $n_f = 4$ .  $\gamma_E$  is Euler constant.

- 
- [1] M. Beneke, G. Buchalla, M. Neubert, and C. T. Sachrajda, Nucl. Phys. B **591**, 313 (2000), arXiv:hep-ph/0006124.
- [2] T. Huber, S. Kränkl, and X.-Q. Li, JHEP **09**, 112, arXiv:1606.02888 [hep-ph].
- [3] M. Bordone, N. Gubernari, T. Huber, M. Jung, and D. van Dyk, Eur. Phys. J. C **80**, 951 (2020), arXiv:2007.10338 [hep-ph].
- [4] M. L. Piscopo and A. V. Rusov, JHEP **10**, 180, arXiv:2307.07594 [hep-ph].
- [5] M. Endo, S. Iguro, and S. Mishima, JHEP **01**, 147, arXiv:2109.10811 [hep-ph].
- [6] C.-K. Chua, W.-S. Hou, and K.-C. Yang, Phys. Rev. D **65**, 096007 (2002), arXiv:hep-ph/0112148.
- [7] C.-K. Chua and W.-S. Hou, Phys. Rev. D **72**, 036002 (2005), arXiv:hep-ph/0504084.
- [8] C.-K. Chua and W.-S. Hou, Phys. Rev. D **77**, 116001 (2008), arXiv:0712.1882 [hep-ph].
- [9] C.-K. Chua, Phys. Rev. D **97**, 093004 (2018), arXiv:1802.00155 [hep-ph].
- [10] S. Iguro and T. Kitahara, Phys. Rev. D **102**, 071701 (2020), arXiv:2008.01086 [hep-ph].
- [11] F.-M. Cai, W.-J. Deng, X.-Q. Li, and Y.-D. Yang, JHEP **10**, 235, arXiv:2103.04138 [hep-ph].
- [12] R. Fleischer and E. Malami, Phys. Rev. D **106**, 056004 (2022), arXiv:2109.04950 [hep-ph].
- [13] A. Lenz, J. Müller, M. L. Piscopo, and A. V. Rusov, JHEP **09**, 028, arXiv:2211.02724 [hep-ph].
- [14] A. H. Panuluh, S. Tanaka, and H. Umeeda, Phys. Rev. D **111**, 095020 (2025), arXiv:2408.15466 [hep-ph].
- [15] S. Meiser, D. van Dyk, and J. Virto, JHEP **06**, 019, arXiv:2411.09458 [hep-ph].
- [16] H.-Y. Cheng, JHEP **11**, 014, arXiv:1807.00916 [hep-ph].
- [17] A. Lenz, M. L. Piscopo, and A. V. Rusov, JHEP **01**, 004, arXiv:2208.02643 [hep-ph].
- [18] M. Egner, M. Fael, A. Lenz, M. L. Piscopo, A. V. Rusov, K. Schönwald, and M. Steinhauser, JHEP **04**, 106, arXiv:2412.14035 [hep-ph].
- [19] M. Lang, A. Lenz, A. Mohamed, M. L. Piscopo, and A. V. Rusov, arXiv:2512.14635 [hep-ph] (2025).
- [20] J. Albrecht, F. Bernlochner, A. Lenz, and A. Rusov, Eur. Phys. J. ST **233**, 359 (2024), arXiv:2402.04224 [hep-ph].
- [21] U. Nierste, P. Reeck, V. Shtabovenko, and M. Steinhauser, JHEP **03**, 094, arXiv:2512.07949 [hep-ph].

- [22] R. Aaij *et al.* (LHCb), arXiv:1808.08865 [hep-ex] (2018).
- [23] A. Cerri *et al.*, CERN Yellow Rep. Monogr. **7**, 867 (2019), arXiv:1812.07638 [hep-ph].
- [24] J. Brod, A. Lenz, G. Tetlalmatzi-Xolocotzi, and M. Wiebusch, Phys. Rev. D **92**, 033002 (2015), arXiv:1412.1446 [hep-ph].
- [25] R. Fleischer, Nucl. Phys. B **671**, 459 (2003), arXiv:hep-ph/0304027.
- [26] M. Gronau and D. London, Phys. Lett. B **253**, 483 (1991).
- [27] M. Gronau and D. Wyler, Phys. Lett. B **265**, 172 (1991).
- [28] D. Atwood, I. Dunietz, and A. Soni, Phys. Rev. Lett. **78**, 3257 (1997), arXiv:hep-ph/9612433.
- [29] D. Atwood, I. Dunietz, and A. Soni, Phys. Rev. D **63**, 036005 (2001), arXiv:hep-ph/0008090.
- [30] R. Fleischer and E. Malami, Eur. Phys. J. C **83**, 420 (2023), arXiv:2110.04240 [hep-ph].
- [31] R. Aaij *et al.* (LHCb), arXiv:2603.10860 [hep-ex] (2026).
- [32] T. Gershon, A. Lenz, A. V. Rusov, and N. Skidmore, Phys. Rev. D **105**, 115023 (2022), arXiv:2111.04478 [hep-ph].
- [33] K. Abe *et al.* (Belle), Phys. Rev. D **73**, 051106 (2006), arXiv:hep-ex/0601032.
- [34] T. Bloomfield *et al.* (Belle), Phys. Rev. D **105**, 072007 (2022), arXiv:2111.12337 [hep-ex].
- [35] I. Adachi *et al.* (Belle, Belle-II), JHEP **05**, 212, arXiv:2308.05048 [hep-ex].
- [36] R. Aaij *et al.* (LHCb), Phys. Lett. B **723**, 44 (2013), arXiv:1303.4646 [hep-ex].
- [37] G. Buchalla, A. J. Buras, and M. E. Lautenbacher, Rev. Mod. Phys. **68**, 1125 (1996), arXiv:hep-ph/9512380.
- [38] M. Ciuchini, E. Franco, V. Lubicz, F. Mescia, and C. Tarantino, JHEP **08**, 031, arXiv:hep-ph/0308029.
- [39] T. Inami and C. S. Lim, Prog. Theor. Phys. **65**, 297 (1981), [Erratum: Prog.Theor.Phys. 65, 1772 (1981)].
- [40] S. Navas *et al.* (Particle Data Group), Phys. Rev. D **110**, 030001 (2024).
- [41] Y.-Y. Keum, T. Kurimoto, H. N. Li, C.-D. Lu, and A. I. Sanda, Phys. Rev. D **69**, 094018 (2004), arXiv:hep-ph/0305335.
- [42] HFLAV Collaboration, Summer 2025 updates, <https://hflav.web.cern.ch/> (2025), [Accessed: 2026-01-21].
- [43] S. Banerjee *et al.* (Heavy Flavor Averaging Group (HFLAV)), Phys. Rev. D **113**, 012008 (2026), arXiv:2411.18639 [hep-ex].

- [44] K. G. Chetyrkin, J. H. Kuhn, and M. Steinhauser, *Comput. Phys. Commun.* **133**, 43 (2000), arXiv:hep-ph/0004189.
- [45] R. Aaij *et al.* (LHCb), *JHEP* **03**, 059, arXiv:1712.07428 [hep-ex].
- [46] R. Aaij *et al.* (LHCb), *JHEP* **03**, 139, arXiv:2412.14074 [hep-ex].
- [47] B. Aubert *et al.* (BaBar), *Phys. Rev. D* **71**, 112003 (2005), arXiv:hep-ex/0504035.
- [48] F. J. Ronga *et al.* (Belle), *Phys. Rev. D* **73**, 092003 (2006), arXiv:hep-ex/0604013.
- [49] B. Aubert *et al.* (BaBar), *Phys. Rev. D* **73**, 111101 (2006), arXiv:hep-ex/0602049.
- [50] R. Aaij *et al.* (LHCb), *JHEP* **06**, 084, arXiv:1805.03448 [hep-ex].
- [51] Y. Aoki *et al.* (Flavour Lattice Averaging Group (FLAG)), *Phys. Rev. D* **113**, 014508 (2026), arXiv:2411.04268 [hep-lat].
- [52] M. Black, M. Lang, A. Lenz, and Z. Wüthrich, *JHEP* **04**, 081, arXiv:2412.13270 [hep-ph].
- [53] M. Bordone, B. Capdevila, and P. Gambino, *Phys. Lett. B* **822**, 136679 (2021), arXiv:2107.00604 [hep-ph].
- [54] C. T. H. Davies, J. Harrison, G. P. Lepage, C. J. Monahan, J. Shigemitsu, and M. Wingate (HPQCD), *Phys. Rev. Lett.* **124**, 082001 (2020), arXiv:1910.00970 [hep-lat].
- [55] L. Di Luzio, M. Kirk, A. Lenz, and T. Rauh, *JHEP* **12**, 009, arXiv:1909.11087 [hep-ph].
- [56] D. Becirevic, V. Gimenez, G. Martinelli, M. Papinutto, and J. Reyes, *JHEP* **04**, 025, arXiv:hep-lat/0110091.
- [57] C.-D. Lu and K. Ukai, *Eur. Phys. J. C* **28**, 305 (2003), arXiv:hep-ph/0210206.
- [58] Y. Y. Keum, H.-N. Li, and A. I. Sanda, *Phys. Rev. D* **63**, 054008 (2001), arXiv:hep-ph/0004173.