

How Much Online RL is Enough? Informative Rollouts for Offline Preference Optimization in RLVR

Richa Verma
TCS Research
Department of CSE
IIT Madras
Chennai, India
richa.verma4@tcs.com

Balaraman Ravindran
Department of Data Science & AI,
Wadhvani School of Data Science & AI
IIT Madras
Chennai, India
ravi@dsai.iitm.ac.in

Abstract

Reinforcement Learning from Verifiable Rewards (RLVR) has emerged as a powerful paradigm for reasoning in language models, with GRPO as its primary example. However, GRPO requires continuous online rollout generation, making it computationally expensive and difficult to scale. While Direct Preference Optimization (DPO) offers a stable and efficient offline alternative, it is typically expected to underperform w.r.t. online RL methods such as GRPO when trained on rollouts from a cold supervised fine-tuned (SFT) policy. We introduce **G2D (GRPO→DPO)**, a three-stage pipeline that performs a short GRPO warm-up, constructs a static preference dataset, and fine-tunes a model offline with DPO. Across a set of values of the number of online steps (K) in GRPO on Qwen2.5-7B and Llama-3.1-8B, we find that **offline DPO with moderate warm-up matches or outperforms GRPO at substantially lower compute cost in our setting**. On Qwen2.5-7B, G2D at $K = 150$ achieves 62.4% on MATH-500, outperforming GRPO (51.6%) by 10.8% at $\sim 4\times$ lower compute. On Llama-3.1-8B, G2D at $K = 500$ achieves 49.4%, surpassing GRPO in our experimental setting. We show that performance is not governed by the number of preference pairs, which does not vary much w.r.t. K , but by their informativeness. Moderate warm-up produces rollouts with calibrated uncertainty, yielding stronger contrastive signal, while excessive warm-up leads to overconfident policies and less informative data. Our results recast the offline-online gap in RLVR as primarily a data informativeness problem, and identify short online RL warm-up with appropriate difficulty calibration of the fine-tuning dataset as a compute-efficient alternative to online RL.

1 Introduction

Reinforcement Learning from Verifiable Rewards (RLVR) (Lightman et al., 2023) has emerged as a powerful paradigm for improving reasoning in language models, where correctness is determined by a symbolic verifier rather than a learned reward model. Among existing approaches, Group Relative Policy Optimization (GRPO) (Shao et al., 2024), the algorithmic backbone of DeepSeek-R1 (Guo et al., 2025), has become a dominant method. However, GRPO is inherently online in the sense that it requires fresh rollout generation at every training step, making it computationally expensive and difficult to scale.

Direct Preference Optimization (DPO) (Rafailov et al., 2023) provides an appealing alternative by eliminating online rollouts and training offline on a fixed dataset of preference pairs. Despite its efficiency and stability, DPO is generally expected to underperform in comparison to GRPO and when trained on rollouts from a supervised fine-tuned (SFT) policy, and this gap is typically attributed to distributional mismatch.

We argue that this explanation is incomplete and the primary bottleneck is *rollout informativeness*. Effective preference optimization requires prompts for which both correct and incorrect

solutions are observed in the preference dataset. Under a cold SFT (Google, 2023; OpenAI, 2023) policy, most prompts likely fall into all-correct or all-incorrect categories, yielding weak contrastive signal through preference pairs. In this case, a short GRPO warm-up shifts the rollout distribution into a regime of calibrated uncertainty and closer to the optimal policy, where informative preference pairs can be constructed.

To this end, we introduce **G2D (GRPO→DPO)**, a three-stage pipeline that performs a short GRPO warm-up, harvests a static preference dataset, and trains a fresh model offline with DPO. This allows us to harness the best of both worlds, i.e., the on-policy characteristics of online RL for mitigating data distribution shift, as well as, the scalability of offline RL. Across a set of experiments using Qwen2.5-7B (Qwen et al., 2025) and Llama-3.1-8B (Dubey et al., 2024), we find that offline DPO with moderate warm-up performs competitively with GRPO at substantially lower compute cost in our experimental setting.

Our results support three key findings. First, moderate warm-up is sufficient for offline DPO to be comparable to GRPO, while excessive warm-up degrades performance. Second, performance is not governed by the number of preference pairs, but by their informativeness, which peaks at intermediate warm-up. Third, the optimal warm-up length is model-dependent. Together, these results recast the offline-online gap in RLVR as a data quality problem under our setup. They suggest a simple and compute-efficient recipe: calibrate task difficulty, perform a short warm-up to reach an informative rollout regime, and train offline on the resulting preference data. **We emphasize that these results are specific to our configuration of GRPO, token budgets, and model families.**

Our contributions are as follows:

1. We introduce **G2D (GRPO→DPO)**, a three-stage pipeline that combines GRPO warm-up with offline DPO for RLVR. We show that offline DPO with moderate online GRPO warm-up can match or outperform GRPO at substantially lower compute cost under our setting.
2. We identify rollout informativeness as the primary driver of performance, and quantify it via entropy and middle-band metrics.
3. We demonstrate that the optimal warm-up length is model-dependent and closely tied to format compliance with the verifier and provide practical guidelines on difficulty calibration and rollout generation for effective offline preference optimization.

2 G2D: GRPO→DPO

In this section, we provide an overview of the G2D (GRPO→DPO) pipeline followed by a detailed description of the metrics used for analyzing it.

2.1 G2D Pipeline Overview

G2D is a three-stage pipeline for offline reinforcement learning (Levine et al., 2020) from verifiable rewards. The core idea is as follows: instead of training entirely online, we first use GRPO (Shao et al., 2024) to perform a short online warm-up phase to move the policy into a more informative rollout space. Once this is done, we switch to learning fully offline using DPO (Rafailov et al., 2023) on a static preference dataset harvested from the warmed-up policy in the first step. We deliberately keep rollout generation and preference optimization as two separate phases for reasons we explain below. Figure 1 provides an overview of the learning process. Starting from a pre-trained SFT model M_0 , we perform K steps of GRPO to obtain a partially trained policy π_k . We then freeze π_k , sample multiple rollouts per prompt, and score each rollout with a verifiable reward signal. This produces a static preference dataset D_k . Finally, we train a fresh copy of M_0 on D_k using DPO.

Stage 1 - Warm-up: We begin with a pre-trained SFT model M_0 parameterized by policy π_0 . From this initialization point, we run GRPO for K gradient steps using LoRA (Hu et al., 2021) with rank 16. During this warm-up phase, we use $G = 2$ rollouts per prompt and

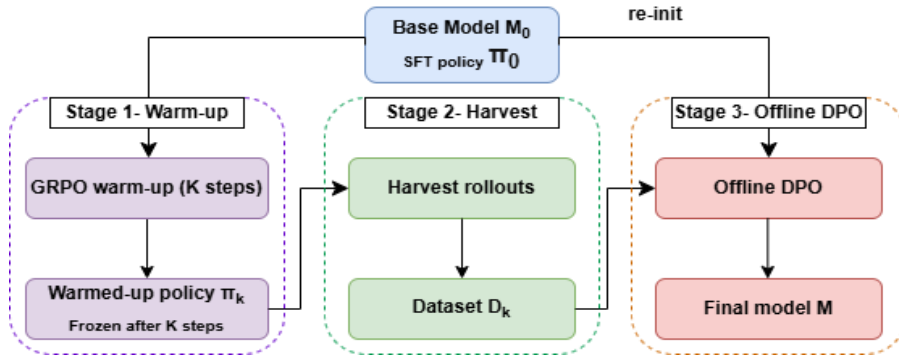


Figure 1: **G2D pipeline.** (Stage 1) Starting from a pre-trained SFT model M_0 , we run GRPO online for K steps using LoRA. This gives us a partially warmed-up policy π_k . (Stage 2) We freeze π_k and generate rollouts for each training prompt, scoring them with a verifiable reward to construct a static preference dataset D_k . (Stage 3) A fresh copy of M_0 is then fine-tuned in an offline manner with DPO on D_k .

score each rollout with a binary verifiable reward $r \in \{0, 1\}$ using Math-Verify.¹ Note that the purpose of this stage is not to fully solve the task online, but to shift the policy away from the cold-start regime and into a distribution slightly closer to the optimal policy π^* , where correct and incorrect rollouts co-occur more often, thereby enhancing the *pairability* (see Sec. 4.3). Setting $K = 0$ is equivalent to running the standard offline DPO algorithm, in which no GRPO warm-up is performed. This gives us an effective baseline for comparison.

Stage 2 - Harvest: After warm-up, we freeze the policy π_k and use it to generate $G' = 8$ rollouts per training prompt at a temperature of $\tau = 1.3$. We intentionally use a higher sampling temperature than stage 1. It increases rollout diversity and makes it more likely that the same prompt yields a mix of correct and incorrect solutions. **We discuss this in detail in Sec.A.1** This mixture helps DPO learn better because preference pairs contain a meaningful contrast between a chosen and a rejected response.

Each rollout is then scored by the verifier. For a prompt to contribute to the preference dataset, it must produce at least one correct rollout and at least one incorrect rollout. When this condition is satisfied, we construct a preference pair by sampling uniformly from the two rollout classes:

$$y^+ \sim \mathcal{U}(\{y_i : r_i = 1\}), \quad y^- \sim \mathcal{U}(\{y_i : r_i = 0\}).$$

This ensures that the resulting dataset D_k contains only those prompts where the current policy is uncertain enough to produce informative supervision. Prompts where all G' rollouts are correct (*all-correct*) or all are incorrect (*all-wrong*) provide no contrastive signal and are discarded.

Stage 3 - Offline DPO: We then fine-tune a fresh copy of M_0 on D_k using the standard DPO objective (Rafailov et al., 2023) for three epochs with $\beta = 0.1$. Note that the choice to re-initialize from M_0 rather than continue from π_k is a critical one. It ensures that the offline DPO phase is not merely a continuation of the online GRPO policy space. Instead, it tests whether the preference data produced by the warmed-up policy in stage 2 is sufficient to train a performant final policy by itself. This design choice cleanly separates two effects that can otherwise be easily conflated: (i) the effect of policy warm-up on the rollout distribution, and (ii) the effect of offline learning on the final policy. By controlling for initialization, we can cleanly attribute any changes in performance to the quality of the harvested dataset.

2.2 Preference Pair Construction and Pairability

We define *pairability* $\rho(K)$ as the fraction of training prompts that yield a valid preference pair under policy π_k . A prompt has non-zero $\rho(K)$ only if its rollout group contains at least one correct and one incorrect solution. Prompts with all-zero or all-one rewards are

¹<https://github.com/huggingface/Math-Verify>

discarded. $\mathcal{X}_{\text{train}}$ denotes the set of training prompts.

$$\rho(K) = \frac{|\{x \in \mathcal{X}_{\text{train}} : 0 < \sum_{i=1}^{G'} r_i < G'\}|}{|\mathcal{X}_{\text{train}}|},$$

2.3 Metrics for assessing rollout informativeness

We use the following two metrics to quantify the *quality* of pairable prompts, i.e., how contrastive/informative they are.

Middle-band fraction: For a pairable prompt x , let

$$p(x) = \frac{1}{G'} \sum_{i=1}^{G'} r_i$$

denote the fraction of correct rollouts. We define the middle-band fraction $\mu(K)$ as the proportion of pairable prompts for which $p(x)$ lies in the middle range. We use $G' = 8$ as the number of GRPO rollouts in stage 2 of G2D, therefore, the middle band or the region of highest uncertainty is given by $p(x) \in [3/8, 5/8]$. This gives us the following middle band fraction metric:

$$\mu(K) = \frac{|\{x : p(x) \in [3/8, 5/8]\}|}{|\{x : 0 < p(x) < 1\}|}.$$

These prompts are particularly valuable because the policy is genuinely uncertain on them. This framing ensures that the correct and incorrect rollouts are both present in meaningful quantities, which leads to a stronger preference contrast and a more useful DPO signal.

Mean rollout entropy: We also measure policy uncertainty by estimating the mean binary entropy of the distribution of pairable prompts:

$$H(K) = \frac{1}{|\{x : 0 < p(x) < 1\}|} \sum_{x: 0 < p(x) < 1} H(p(x)), \quad H(p) = -p \log_2 p - (1-p) \log_2 (1-p).$$

This quantity is maximized at $p = 0.5$ and decreases toward zero as the rollout distribution becomes more polarized. A higher $H(K)$ indicates that the policy is uncertain over a larger fraction of pairable prompts, which is precisely the regime in which offline DPO receives the most informative (contrastive) gradients.

Empirically, we find that both $\mu(K)$ and $H(K)$ are much better predictors of downstream MATH-500 (Hendrycks et al., 2021) performance than pairability alone (see Sec. 4). In our experiments, both metrics peak at moderate GRPO warm-up lengths and then decline as the policy becomes overconfident (GRPO). Therefore, **GRPO warm-up can shift the policy into an intermediate regime where correct and incorrect rollouts co-occur, producing higher-quality preference pairs for offline DPO.** Our experiments show that this balance is model-dependent and occurs at moderate warm-up lengths.

3 Related Work

RLVR and GRPO for reasoning. In (Guo et al., 2025), the authors utilize GRPO (Shao et al., 2024) or group-relative policy optimization for mathematical reasoning in DeepSeek-R1 to achieve state-of-the-art performance via purely online RL with verifiable rewards. DAPO (Yu et al., 2025) identifies entropy collapse as a key GRPO failure mode and proposes decoupled clipping and dynamic sampling to address it. In Liu et al. (2025), the authors show that GRPO’s length normalization introduces optimization bias which motivates careful hyperparameter choices during G2D warm-up stage.

DPO and the online-offline gap. DPO (Rafailov et al., 2023) reparameterizes the RLHF objective as a classification loss on preference pairs, enabling stable offline training. However, Tajwar et al. (2024) and Tang et al. (2024) empirically show that on-policy data is critical

for preference learning mainly because offline DPO consistently underperforms online RL on reasoning tasks. In Song et al. (2024), the authors provide a theoretical explanation that global coverage is necessary for offline DPO to converge, while on-policy methods require only partial coverage. G2D’s warm-up stage directly addresses this by shifting the rollout distribution to an uncertain region before harvesting the preference dataset for DPO.

Iterative and hybrid methods. Several works alternate between rollout generation and offline DPO updates to reap on-policy benefits (Yuan et al., 2024; Pang et al., 2024; Dong et al., 2024). However, these methods remain online in spirit. The rollouts are regenerated during multiple iterations. **G2D differs fundamentally from these methods in the sense that rollout generation occurs *once* at step K , making the compute requirement lower while avoiding continuous online interaction.** The closest concurrent work, DPO-VP (Tu et al., 2025), utilizes verifiable preference pairs iteratively to match GRPO on math reasoning. On the other hand, G2D characterizes *when* a single harvest suffices and how warm-up length should be selected via diagnostic metrics such as entropy. In (Wu et al., 2025), GRPO with $G = 2$ is shown to be formally equivalent to a DPO-like contrastive loss, providing theoretical grounding for the GRPO to DPO transition that G2D exploits.

Offline RL theory. Rashidinejad et al. (2021) formalize the concentrability coefficient C^* for offline RL, showing performance degrades with the density ratio between data and the optimal policy. Song et al. (2024) instantiate this for preference learning, proving that coverage, not algorithm design, is the primary bottleneck. G2D’s contribution is to show empirically that *rollout informativeness*, measured by entropy and middle-band fraction, is a more actionable diagnostic for this coverage gap than raw pairability.

4 Experiments

We describe the experimental setup followed by the results and their analysis below.

4.1 Experimental Setup

Models: Our primary model is Qwen2.5-7B-Instruct (Qwen et al., 2025). We also evaluate G2D on Llama-3.1-8B-Instruct (Dubey et al., 2024) to assess performance across model families. Both use different pretraining corpora and chat templates. We fine-tune both models with LoRA (rank 16, $\alpha = 32$, dropout 0.05) on a single NVIDIA A100 80GB GPU.

Training configuration: GRPO *warm-up* phase uses two rollout groups ($G = 2$) for GRPO. Maximum completion length is set to **384 tokens for both models**. We keep the length short for this phase because the reward verifier only requires the final answer to be present, and a truncated solution that still reaches the final answer in `\boxed{\}` format is scored correctly. This substantially reduces the compute cost which is the dominant factor in GRPO’s wall-clock time. More importantly, this introduces a trade-off: shorter completions improve efficiency but can truncate longer reasoning chains, which may degrade reward accuracy during GRPO training. In contrast, the harvest phase uses longer generation budgets to preserve complete reasoning traces for preference construction. The number of online steps in GRPO K ranges over $\{0, 150, 300, 500, 700, 1000\}$.

For *rollout harvest phase*, we use a longer generation budget in comparison, i.e., **512 tokens for Qwen2.5-7B** and **896 tokens for Llama-3.1-8B**. We choose longer budget for Llama to account for its more verbose chain-of-thought style. Further, in the *DPO training phase*, we initialize DPO from the base model M_0 , not from π_k , in order to isolate the effect of data distribution from policy initialization. Next, we discuss the key results. **The appendix has all the ablations and a practical recipe for using G2D (see Appendix A).**

Baselines: (i) **SFT:** the base M_0 without any RL training. (ii) **Offline DPO ($K = 0$):** G2D with rollouts from the SFT policy π_0 , equivalent to standard offline DPO on verifiable data. (iii) **GRPO:** 1,000 steps of online GRPO with no offline phase, serving as the upper-bound compute baseline.

Model	Method	K	MATH-500 \uparrow	GSM8K	GPU-hrs \downarrow
Qwen2.5-7B	SFT	-	49.1 \pm 0.4	90.9	-
	DPO	0	56.2 \pm 0.8	91.3	2.2
	G2D	150	62.4 \pm 0.6	90.9	3.8
	G2D	300	59.2 \pm 0.2	90.6	7.0
	G2D	500	58.5 \pm 1.1	91.1	10.4
	G2D	700	56.4 \pm 0.14	91.1	14.5
	G2D	1000	57.6 \pm 1.2	90.4	20.8
	GRPO (G = 2)	1000	51.6 \pm 0.9	91.5	26.6
	GRPO (G = 4)	1000	53.2 \pm 1.2	91.4	52.2
Llama-3.1-8B	SFT	-	45.8 \pm 0.1	84.5	-
	DPO	0	47.1 \pm 0.7	84.68	2.6
	G2D	150	46.4 \pm 0.3	85.76	4.5
	G2D	300	47.4 \pm 0.6	85.29	7.8
	G2D	500	49.4 \pm 0.2	84.38	11.4
	G2D	700	49.2 \pm 0.4	84.53	16.8
	G2D	1000	47.9 \pm 1.6	84.8	21.8
	GRPO (G = 2)	1000	46.1 \pm 0.9	84.83	27.2
	GRPO (G = 4)	1000	47.5 \pm 0.7	84.9	54.2

Table 1: **Main results on Qwen2.5-7B-Instruct.** Accuracy (%) on MATH-500 (in-distribution) and GSM8K (out-of-distribution). All accuracies are pass@1 under greedy decoding, verified by exact match via Math-Verify, averaged over 5 random seeds. GPU-hours are approximate on a single A100 80GB. **Bold:** best single-run result.

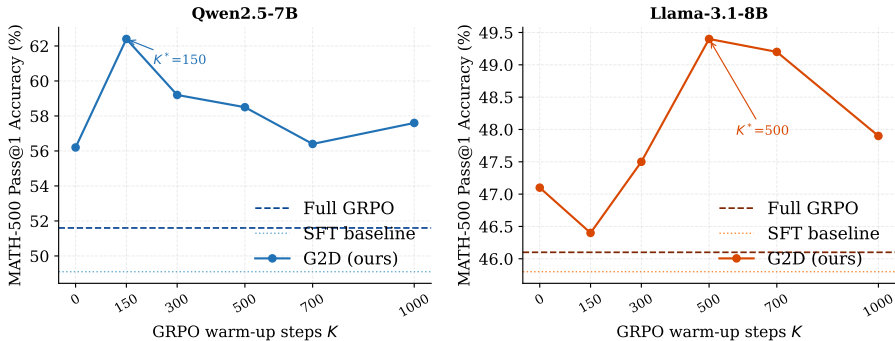


Figure 2: MATH-500 accuracy vs. warm-up steps K for Qwen2.5-7B (left) and Llama-3.1-8B (right). Dashed lines show GRPO and SFT baselines.

We emphasize that these design choices prioritize compute efficiency during online training and may not reflect fully optimized GRPO configurations (e.g., longer generation budgets or larger group sizes).

4.2 Main Results

We report the results for both Qwen2.5-7B and Llama-3.1-8B using G2D in Table 1. All results are averaged over 5 random seeds. Figure 2 shows the performance curves. **Note that all comparisons are made under similar compute budgets rather than fully optimized hyperparameters for each method.**

Performance is non-monotonic and model-dependent in our experiments. For Qwen2.5-7B, Pass@1 accuracy peaks around $K \approx 150$ -500 under our configuration and declines at $K \geq 700$, approaching the $K = 0$ (DPO) baseline. We see the best Pass@1 accuracy with G2D at $K = 150$ (62.4%). For Llama-3.1-8B, the performance peak occurs later under our setting, at $K \approx 500$ -700, with $K = 500$ achieving 49.4%. We discuss the mechanism behind both trends in Section 4.3. G2D is able to improve the accuracy on MATH-500 without sacrificing it on GSM8K (out-of-distribution dataset).

Generalization on GSM8K is preserved across all runs. Despite training exclusively on MATH, all Qwen2.5-7B variants maintain 90-91% GSM8K Pass@1 accuracy, and all Llama-3.1-8B variants maintain 84-85% on GSM8K dataset. This confirms that neither GRPO warm-up nor offline DPO training cause catastrophic forgetting of out-of-distribution reasoning capabilities of the models used in our experiments.

Offline DPO with online GRPO warm-up outperforms GRPO in our setting. On Qwen2.5-7B, we see that G2D ($G=2$) across all values of K , i.e., the number of GRPO steps, outperforms GRPO on MATH-500 by at least 4.1%, under the same training configuration, while using substantially less compute. Note that the wall-clock time of GRPO is almost double that of G2D at the same number of steps $K = 1000$ and it consumes up to $4 - 5\times$ more compute. Notably, even offline DPO at $K = 0$ (56.2%) surpasses GRPO (51.6%) by 4.6%. This suggests that, under our training configuration, DPO is able to extract strong learning signal from the harvested preference data, even without continuous online rollout generation, highlighting the importance of data quality in this setting. On Llama-3.1-8B, G2D at $K = 150$ (46.4%) outperforms GRPO ($G = 2$) (46.1%) by 0.3% under our setting at a fraction of compute, though the advantage in this case is smaller.

Further, to test whether the performance of GRPO is sensitive to the chosen group size (or the number of generations), we additionally train GRPO with $G = 4$ rollouts per prompt and then evaluate it. This doubles the gradient signal per step at nearly twice the wall-clock time. On Qwen2.5-7B, this leads to 53.2% on MATH-500, a gap of only 1.4% over GRPO with $G = 2$ (51.6%). Note that this is still 9.4% below the best performing G2D at $K = 150$ (62.4%). Similarly, on Llama-3.1-8B tested on MATH-500, there is a marginal performance gain of 1.4% over GRPO with $G = 2$. Therefore, increasing group size provides only marginal gains in our setting, suggesting that group size alone does not explain the observed gap. **Even though GRPO typically uses $G = 16$, we do not go beyond $G = 4$ in our setting because the computation time would be prohibitive and no longer comparable to that of G2D.**

Compute efficiency. On Qwen2.5-7B, G2D at $K = 150$ achieves 62.4% MATH-500 at ≈ 4 GPU-hours. This is less than one quarter of the computation time required by GRPO (≈ 27 GPU-hours, Pass@1: 51.6%). **Note that we interpret these results as evidence for the importance of rollout quality under resource-constrained online training, rather than a definitive comparison between offline and fully optimized online RL.**

4.3 Rollout Informativeness vs. K

Intuitively, more online steps of GRPO (warm-up) should increase the number of usable preference pairs generated which should ideally lead to downstream gains. We test this directly and find that it does *not* explain the observed gains under our setting. Table 2 reports pairability and rollout quality metrics across K for Qwen2.5-7B.

K	Pass@1	Pairability	N pairs	Entropy $H(K)$	Mid-band $\mu(K)$
0	40.3%	47.2%	708	0.761	33.9%
150	42.8%	46.1%	691	0.770	36.3%
300	42.8%	46.2%	693	0.756	32.8%
500	44.1%	46.8%	702	0.756	33.5%
700	43.1%	46.4%	696	0.765	34.9%
1000	44.6%	45.3%	680	0.751	32.9%
Pearson r with MATH-500 Pass@1 accuracy		0.021 (≈ 0)	-	0.253	0.366

Table 2: **Harvest statistics and rollout quality metrics for various values of K (Qwen2.5-7B).** Pairability $\rho(K)$ is nearly constant and uncorrelated with MATH-500 (Pearson $r = 0.021$). Mean rollout entropy (Pearson $r = 0.253$) and middle-band fraction (Pearson $r = 0.366$) are substantially better predictors, both peaking at $K = 150$.

Pairability does not drive performance. The pairability rate remains nearly constant across all K , varying only from 45.3% to 47.2%, and exhibits near-zero correlation with downstream performance (Pearson $r = 0.021$). This simply means that more warm-up does

not help by simply increasing the number of usable/valid preference pairs. In particular, higher-performing values of K do not have a higher pairability, indicating that pair count is not a key factor for accuracy.

Pair quality drives performance. What changes with warm-up is the *quality* of the resulting pairs. Both rollout entropy $H(K)$ and middle-band fraction $\mu(K)$ peak at intermediate K and this trend closely matches that of the performance curve. Note that entropy reaches its maximum at $K = 150$ (0.770) and declines thereafter. Similarly, $\mu(K)$ is highest at moderate warm-up and decreases as the policy becomes more confident. Both metrics show substantially stronger correlation with MATH-500 Pass@1 accuracy (Pearson $r = 0.253$ and $r = 0.366$, respectively) than pairability. Figure 3 illustrates these trends.

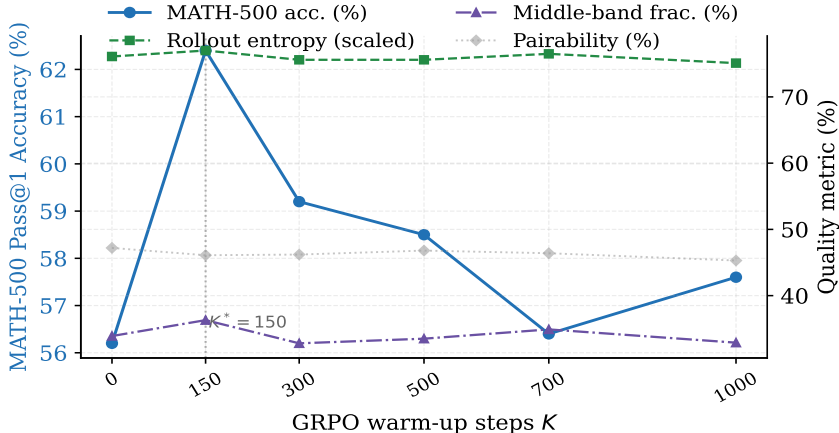


Figure 3: **Rollout quality metrics vs. GRPO warm-up steps K .** MATH-500 Pass@1 accuracy (left axis, solid) correlates with rollout entropy and middle-band fraction (right axis, dashed/dotted), not pairability (gray, near-flat). All three quality metrics peak at $K = 150$, explaining why performance is non-monotonic.

These effects can be explained as follows. As the value of K increases, the policy π_k improves and solves more problems correctly. Prompts that previously produced mixed rollouts (both correct and incorrect) shift into the all-correct rollouts category and are discarded during the dataset harvesting phase. The remaining pairable prompts are increasingly dominated by harder problems where the policy is consistently incorrect, resulting in low-entropy, low-contrast pairs. At moderate warm-up ($K \approx 150$), this degradation has not yet occurred, i.e., the policy is sufficiently strong to produce meaningful variation in outcomes, but still uncertain across a broad set of prompts. This regime provides us with the most informative preference pairs and, consequently, the best downstream performance. **For exemplar prompts from each stage of G2D pipeline, see Appendix C.**

5 Analysis

5.1 Why Does GRPO Underperform DPO in Our Setting?

The consistent under-performance of GRPO relative to all DPO variants in G2D is an unusual result. We provide evidence for a likely contributing factor below. Note that further GRPO hyperparameter tuning may reduce this gap.

Group size is not the explanation. We explore the possibility that using $G = 2$ rollouts per prompt provides insufficient gradient signal. We test this directly by training GRPO with $G = 4$, doubling the number of rollouts per step at nearly twice the compute cost. This improves the accuracy on MATH-500 only marginally, from 51.6% to 53.0%, and remains 9.4 points below G2D at $K = 150$ (62.4%). Therefore, in our setting, group size does not explain the underperformance of GRPO.

Generation length constraint during GRPO training (warm-up phase). In our GRPO configuration, rollouts are limited to `max_completion_length=384` tokens to keep step time tractable given the computation resources available. Empirically, this truncates approximately 52% of non-boxed Llama3.1-8B outputs mid-reasoning, and a smaller fraction for Qwen2.5-7B, too. As a result, correct solutions with longer chains of thought are frequently assigned incorrect rewards, introducing systematic label noise during training. In contrast, preference dataset for DPO is harvested with a larger generation budget (512 tokens for Qwen and 896 tokens for Llama), preserving complete reasoning chains leading to cleaner preference supervision. Based on these observations, **we hypothesize that the generation length constraint is a key contributing factor to the relative underperformance of the GRPO baseline in our experiments.** A controlled ablation where GRPO can be trained on appropriate compute with longer completion lengths during the warm-up phase is a part of future work.

5.2 Cross-Model Results: Llama-3.1-8B

To assess whether our findings generalize beyond a single model family, we evaluate G2D on Llama-3.1-8B-Instruct. Results are summarised in Table 1. The same broad pattern holds as Qwen: G2D with moderate warm-up outperforms GRPO, with the best result at $K = 500$ (49.4% vs. GRPO’s 47.8%). However, in contrast to Qwen2.5-7B, short warm-up lengths do not yield immediate gains.

We attribute this to Llama-3.1-8B’s lower base *format compliance* which denotes the fraction of rollouts that produce an answer parseable by the verifier (Math-Verify). Specifically, a parseable answer requires the response to contain a correctly terminated `\boxed{}` expression that Math-Verify can extract and symbolically compare against the ground truth. Empirically, at $K = 0$, approximately 30% of Llama rollouts fail this check. It does not happen necessarily because the reasoning is wrong, but because the answer is truncated, malformed, or something the verifier cannot parse. This introduces systematic label noise into harvested preference pairs because genuinely correct reasoning chains are labelled as rejected, and the DPO signal is corrupted. As warm-up length increases, format compliance improves, reducing label noise and making preference labels more reliable. By $K = 500$, rollouts are both sufficiently accurate and consistently verifiable, enabling DPO to effectively leverage the harvested data.

These results suggest that format compliance with respect to the verifier is a prerequisite for effective offline preference optimization in RLVR, and that the optimal warm-up length is model-dependent, which in turn depends on each model’s baseline capacity to produce verifiable outputs.

5.3 Difficulty Calibration Analysis

A key practical finding from experimenting with MATH-500 dataset is that the choice of fine-tuning difficulty levels dominates all other design choices for pairability. Table 4 (see Appendix) shows per-level statistics at $K = 0$. We observe that level-5 problems are too hard and that 66% result in all-wrong rollout groups at $K = 0$, consuming a large chunk of the training budget with zero contrastive signal in return. Replacing level 5 with level 2 shifts the difficulty toward the ideal 50% pass@1 regime, nearly doubling pairability (26%→47%) without any additional compute cost. In practice, we recommend computing per-level pass@1 before committing to a fine-tuning dataset, and picking levels where the base model achieves roughly 30-60% accuracy.

6 Conclusion

We describe G2D framework where a short GRPO warm-up followed by offline DPO can match or outperform online GRPO at substantially lower compute cost in our experimental setting. The key factor is not the number of preference pairs, but their informativeness. Moderate warm-up produces high-quality contrastive signal, while excessive warm-up seems to reduce it. Our results suggest that under our setup, the offline-online gap in

RLVR is primarily a data quality problem, governed by rollout informativeness, format compliance, and fine-tuning dataset difficulty calibration. Together, they provide a simple and compute-efficient recipe for training reasoning models that can outperform online RL under our conditions. We leave the evaluation of G2D on other popular benchmarks compatible with RLVR as future work.

References

Hanze Dong, Wei Xiong, Bo Pang, Haoxiang Wang, Han Zhao, Yingbo Zhou, Nan Jiang, Doyen Sahoo, Caiming Xiong, and Tong Zhang. Rlhf workflow: From reward modeling to online rlhf. *arXiv preprint arXiv:2405.07863*, 2024.

Abhimanyu Dubey et al. The llama 3 herd of models, 2024. URL <https://arxiv.org/abs/2407.21783>.

Google. Introducing gemini: Our largest and most capable ai model. <https://blog.google/technology/ai/google-gemini-ai/>, 2023. Accessed: 2026-03-31.

Daya Guo, Dejian Yang, Haowei Zhang, Junxiao Song, Peiyi Wang, Qihao Zhu, Runxin Xu, Ruoyu Zhang, Shirong Ma, Xiao Bi, Xiaokang Zhang, Xingkai Yu, Yu Wu, Z. F. Wu, Zhibin Gou, Zhihong Shao, Zhuoshu Li, Ziyi Gao, Aixin Liu, Bing Xue, Bingxuan Wang, Bochao Wu, Bei Feng, Chengda Lu, Chenggang Zhao, Chengqi Deng, Chong Ruan, Damai Dai, Deli Chen, Dongjie Ji, Erhang Li, Fangyun Lin, Fucong Dai, Fuli Luo, Guangbo Hao, Guanting Chen, Guowei Li, H. Zhang, Hanwei Xu, Honghui Ding, Huazuo Gao, Hui Qu, Hui Li, Jianzhong Guo, Jiashi Li, Jingchang Chen, Jingyang Yuan, Jinhao Tu, Junjie Qiu, Junlong Li, J. L. Cai, Jiaqi Ni, Jian Liang, Jin Chen, Kai Dong, Kai Hu, Kaichao You, Kaige Gao, Kang Guan, Kexin Huang, Kuai Yu, Lean Wang, Lecong Zhang, Liang Zhao, Litong Wang, Liyue Zhang, Lei Xu, Leyi Xia, Mingchuan Zhang, Minghua Zhang, Minghui Tang, Mingxu Zhou, Meng Li, Miaojun Wang, Mingming Li, Ning Tian, Panpan Huang, Peng Zhang, Qiancheng Wang, Qinyu Chen, Qiushi Du, Ruiqi Ge, Ruisong Zhang, Ruizhe Pan, Runji Wang, R. J. Chen, R. L. Jin, Ruyi Chen, Shanghao Lu, Shangyan Zhou, Shanhuang Chen, Shengfeng Ye, Shiyu Wang, Shuiping Yu, Shunfeng Zhou, Shuting Pan, S. S. Li, Shuang Zhou, Shaoqing Wu, Tao Yun, Tian Pei, Tianyu Sun, T. Wang, Wangding Zeng, Wen Liu, Wenfeng Liang, Wenjun Gao, Wenqin Yu, Wentao Zhang, W. L. Xiao, Wei An, Xiaodong Liu, Xiaohan Wang, Xiaokang Chen, Xiaotao Nie, Xin Cheng, Xin Liu, Xin Xie, Xingchao Liu, Xinyu Yang, Xinyuan Li, Xuecheng Su, Xuheng Lin, X. Q. Li, Xiangyue Jin, Xiaojin Shen, Xiaosha Chen, Xiaowen Sun, Xiaoxiang Wang, Xinnan Song, Xinyi Zhou, Xianzu Wang, Xinxia Shan, Y. K. Li, Y. Q. Wang, Y. X. Wei, Yang Zhang, Yanhong Xu, Yao Li, Yao Zhao, Yaofeng Sun, Yaohui Wang, Yi Yu, Yichao Zhang, Yifan Shi, Yiliang Xiong, Ying He, Yishi Piao, Yisong Wang, Yixuan Tan, Yiyang Ma, Yiyuan Liu, Yongqiang Guo, Yuan Ou, Yuduan Wang, Yue Gong, Yuheng Zou, Yujia He, Yunfan Xiong, Yuxiang Luo, Yuxiang You, Yuxuan Liu, Yuyang Zhou, Y. X. Zhu, Yanping Huang, Yaohui Li, Yi Zheng, Yuchen Zhu, Yunxian Ma, Ying Tang, Yukun Zha, Yuting Yan, Z. Z. Ren, Zehui Ren, Zhangli Sha, Zhe Fu, Zhean Xu, Zhenda Xie, Zhengyan Zhang, Zhewen Hao, Zhicheng Ma, Zhigang Yan, Zhiyu Wu, Zihui Gu, Zijia Zhu, Zijun Liu, Zilin Li, Ziwei Xie, Ziyang Song, Zizheng Pan, Zhen Huang, Zhipeng Xu, Zhongyu Zhang, and Zhen Zhang. Deepseek-r1 incentivizes reasoning in llms through reinforcement learning. *Nature*, 645 (8081):633–638, September 2025. ISSN 1476-4687. doi: 10.1038/s41586-025-09422-z. URL <http://dx.doi.org/10.1038/s41586-025-09422-z>.

Dan Hendrycks, Collin Burns, Saurav Kadavath, Akul Arora, Steven Basart, Eric Tang, Dawn Song, and Jacob Steinhardt. Measuring mathematical problem solving with the MATH dataset. In *Thirty-fifth Conference on Neural Information Processing Systems Datasets and Benchmarks Track (Round 2)*, 2021. URL <https://openreview.net/forum?id=7Bywt2mQsCe>.

Edward J. Hu, Yelong Shen, Phillip Wallis, Zeyuan Allen-Zhu, Yuanzhi Li, Shean Wang, Lu Wang, and Weizhu Chen. Lora: Low-rank adaptation of large language models, 2021. URL <https://arxiv.org/abs/2106.09685>.

- Sergey Levine, Aviral Kumar, George Tucker, and Justin Fu. Offline reinforcement learning: Tutorial, review, and perspectives on open problems, 2020. URL <https://arxiv.org/abs/2005.01643>.
- Hunter Lightman, Vineet Kosaraju, Yuri Burda, Harrison Edwards, Bowen Baker, Teddy Lee, Jan Leike, John Schulman, Ilya Sutskever, and Karl Cobbe. Let’s verify step by step. In *The twelfth international conference on learning representations*, 2023.
- Zichen Liu, Changyu Chen, Wenjun Li, Penghui Qi, Tianyu Pang, Chao Du, Wee Sun Lee, and Min Lin. Understanding r1-zero-like training: A critical perspective, 2025. URL <https://arxiv.org/abs/2503.20783>.
- OpenAI. Gpt-4 technical report. *arXiv preprint arXiv:2303.08774*, 2023.
- Richard Y Pang, Weizhe Yuan, Kyunghyun Cho, He He, Sainbayar Sukhbaatar, and Jason Weston. Iterative reasoning preference optimization. *Advances in Neural Information Processing Systems*, 37:116617–116637, 2024.
- Qwen, :, An Yang, Baosong Yang, Beichen Zhang, Binyuan Hui, Bo Zheng, Bowen Yu, Chengyuan Li, Dayiheng Liu, Fei Huang, Haoran Wei, Huan Lin, Jian Yang, Jianhong Tu, Jianwei Zhang, Jianxin Yang, Jiayi Yang, Jingren Zhou, Junyang Lin, Kai Dang, Keming Lu, Keqin Bao, Kexin Yang, Le Yu, Mei Li, Mingfeng Xue, Pei Zhang, Qin Zhu, Rui Men, Runji Lin, Tianhao Li, Tianyi Tang, Tingyu Xia, Xingzhang Ren, Xuancheng Ren, Yang Fan, Yang Su, Yichang Zhang, Yu Wan, Yuqiong Liu, Zeyu Cui, Zhenru Zhang, and Zihan Qiu. Qwen2.5 technical report, 2025. URL <https://arxiv.org/abs/2412.15115>.
- Rafael Rafailov, Archit Sharma, Eric Mitchell, Christopher D Manning, Stefano Ermon, and Chelsea Finn. Direct preference optimization: Your language model is secretly a reward model. *Advances in neural information processing systems*, 36:53728–53741, 2023.
- Paria Rashidinejad, Banghua Zhu, Cong Ma, Jiantao Jiao, and Stuart Russell. Bridging offline reinforcement learning and imitation learning: A tale of pessimism. *Advances in Neural Information Processing Systems*, 34:11702–11716, 2021.
- Zhihong Shao, Peiyi Wang, Qihao Zhu, Runxin Xu, Junxiao Song, Xiao Bi, Haowei Zhang, Mingchuan Zhang, Y. K. Li, Y. Wu, and Daya Guo. Deepseekmath: Pushing the limits of mathematical reasoning in open language models, 2024. URL <https://arxiv.org/abs/2402.03300>.
- Yuda Song, Gokul Swamy, Aarti Singh, J Bagnell, and Wen Sun. The importance of online data: Understanding preference fine-tuning via coverage. *Advances in Neural Information Processing Systems*, 37:12243–12270, 2024.
- Fahim Tajwar, Anikait Singh, Archit Sharma, Rafael Rafailov, Jeff Schneider, Tengyang Xie, Stefano Ermon, Chelsea Finn, and Aviral Kumar. Preference fine-tuning of llms should leverage suboptimal, on-policy data. In *International Conference on Machine Learning*, pp. 47441–47474. PMLR, 2024.
- Yunhao Tang, Daniel Zhaohan Guo, Zeyu Zheng, Daniele Calandriello, Yuan Cao, Eugene Tarassov, Rémi Munos, Bernardo Ávila Pires, Michal Valko, Yong Cheng, and Will Dabney. Understanding the performance gap between online and offline alignment algorithms, 2024. URL <https://arxiv.org/abs/2405.08448>.
- Songjun Tu, Jiahao Lin, Xiangyu Tian, Qichao Zhang, Linjing Li, Yuqian Fu, Nan Xu, Wei He, Xiangyuan Lan, Dongmei Jiang, et al. Enhancing llm reasoning with iterative dpo: A comprehensive empirical investigation. *arXiv preprint arXiv:2503.12854*, 2025.
- Leandro von Werra et al. TRL: Transformers Reinforcement Learning. URL <https://github.com/huggingface/trl>.
- Yihong Wu, Liheng Ma, Lei Ding, Muzhi Li, Xinyu Wang, Kejia Chen, Zhan Su, Zhanguang Zhang, Chenyang Huang, Yingxue Zhang, et al. It takes two: Your grp0 is secretly dpo. *arXiv preprint arXiv:2510.00977*, 2025.

Qiyong Yu, Zheng Zhang, Ruofei Zhu, Yufeng Yuan, Xiaochen Zuo, Yu Yue, Weinan Dai, Tiantian Fan, Gaohong Liu, Lingjun Liu, Xin Liu, Haibin Lin, Zhiqi Lin, Bole Ma, Guangming Sheng, Yuxuan Tong, Chi Zhang, Mofan Zhang, Wang Zhang, Hang Zhu, Jinhua Zhu, Jiase Chen, Jiangjie Chen, Chengyi Wang, Hongli Yu, Yuxuan Song, Xiangpeng Wei, Hao Zhou, Jingjing Liu, Wei-Ying Ma, Ya-Qin Zhang, Lin Yan, Mu Qiao, Yonghui Wu, and Mingxuan Wang. Dapo: An open-source llm reinforcement learning system at scale, 2025. URL <https://arxiv.org/abs/2503.14476>.

Weizhe Yuan, Richard Yuanzhe Pang, Kyunghyun Cho, Xian Li, Sainbayar Sukhbaatar, Jing Xu, and Jason E Weston. Self-rewarding language models. In *Forty-first International Conference on Machine Learning*, 2024.

A Appendix

A.1 Harvest Phase: Temperature

GRPO warm-up phase uses temperature $\tau = 0.8$. We ablate the effect of higher harvest temperature on pairability during the harvest phase:

Temperature	Pairability	All-wrong	All-correct
0.8	23.3%	46.3%	17.0%
1.3	47.2%	34.0%	18.8%

Higher temperature nearly doubles pairability by reducing the all-wrong rate (46.3%→34.0%). This means that increasing stochasticity allows the model to explore better and to occasionally solve problems it would otherwise fail, increasing the fraction of prompts in the mixed regime.

A.2 Ablations

Method	MATH-500	GSM8K	Note
DPO $K = 0$, full (708 pairs)	56.2%	91.3%	quantity reference
DPO $K = 0$, sub. (680 pairs)	55.6%	91.1%	quantity control
G2D $K = 150$ DPO	62.4%	90.9%	best K, baseline loss
G2D $K = 300$ DPO	59.2%	90.6%	K ablation
G2D $K = 300$ IPO	53.2%	80.59%	loss fn ablation

Table 3: **Ablation results.** Pair quantity has negligible effect: subsampling D_0 from 708 to 680 pairs costs only -0.6% , confirming that pair *count* does not drive performance. IPO loss substantially underperforms DPO in this setting.

Pair quantity does not drive performance. Subsampling D_0 from 708 to 680 pairs achieves 55.6% pass@1 accuracy which is only 0.6% below full D_0 . This rules out the alternative hypothesis that $K = 0$ underperforms higher- K variants simply because it produces fewer preference pairs.

IPO vs. sigmoid DPO. Replacing sigmoid DPO with IPO substantially hurts performance (see Table 3), indicating that the standard DPO loss is better suited to this binary-reward preference setting.

A.3 Difficulty Calibration: MATH-500

B Discussion

Practical recipe. Based on our findings, we recommend the following protocol for any model and math-reasoning task: (1) compute per-level pass@1 statistics and select difficulty

Level(s)	N	Pass@1	Pairable	All-wrong	All-correct
3	421	61.5%	115 (27%)	106 (25%)	200 (48%)
4	447	46.8%	131 (29%)	173 (39%)	143 (32%)
5	632	20.9%	150 (24%)	419 (66%)	63 (10%)
Levels 3-5	1500	40.3%	396 (26%)	698 (47%)	406 (27%)
Levels 2-4	1500	40.3%	708 (47%)	510 (34%)	282 (19%)

Table 4: Per-level difficulty calibration at $K = 0$ (Qwen2.5-7B, $G' = 8$ rollouts, $\tau = 1.3$). Level 5 contributes 66% all-wrong rollout groups, providing zero contrastive signal and suppressing pairability. Replacing level 5 with level 2 nearly doubles pairability (26%→47%) at no additional compute cost.

levels where the base model achieves 30-60% accuracy; (2) harvest rollouts at high temperature ($\tau \geq 1.2$) with at least $G' \geq 8$ rollouts per prompt; (3) run a brief GRPO warm-up, monitoring rollout entropy and middle-band fraction during training and stopping when these begin to decline; (4) train DPO offline on the harvested dataset, initializing from the base model. This pipeline consistently outperforms GRPO at substantially lower compute cost in our experimental setting.

Generalization beyond math. The rollout informativeness perspective should apply to any RLVR setting with binary verifiable rewards such as code generation (execution-based reward), formal proofs (verifier-based reward), and structured NLP tasks. The key invariant is the existence of a difficulty regime where the policy is genuinely uncertain across rollouts, which is a prerequisite for informative preference pairs.

Limitations. Our primary experiments are conducted on a single model family (Qwen2.5-7B) and a single task domain (MATH reasoning). The underperformance of GRPO in our configuration may be influenced by our specific hyperparameter choices and further GRPO tuning (e.g., larger group size, longer generation budget) may narrow the gap.

Training configuration: GRPO warm-up phase uses GRPOTrainer from TRL (von Werra et al.) with `num_generations=2`, `per_device_train_batch_size=4`, `gradient_accumulation_steps=4`, learning rate 1×10^{-5} , and a cosine schedule. Maximum completion length is set to **384 tokens for both models**.

DPO training uses TRL’s DPOTrainer with $\beta = 0.1$, learning rate 5×10^{-5} , 3 training epochs and LoRA rank 16.

C Preference Pair Examples

This section illustrates concretely what a G2D preference pair looks like at different warm-up lengths, using a single problem that is pairable at both $K = 0$ and $K = 150$ but fully solved at $K = 1000$.

C.1 Problem and ground truth

Problem (x)

A school is arranging chairs in rows for an assembly. 11 chairs make a complete row, and right now there are 110 chairs total. The school wants to remove chairs to minimize empty seats, given that 70 students will attend. How many chairs should be removed?

Ground truth: $y^* = \boxed{33}$ (verified by Math-Verify)

C.2 $K = 0$: SFT policy (2/8 correct)

At $K = 0$, only 2 of 8 rollouts produce the correct answer. The policy is uncertain and noisy. We observe that the chosen response reaches the correct answer, while the rejected response makes a conceptual error at a critical step (using $\lfloor 70/11 \rfloor = 6$ rows instead of $\lceil 70/11 \rceil = 7$ rows), arriving at 44. While this pair has a valid contrastive signal, the chosen response essentially represents a lucky correct outcome from an uncertain policy where the reasoning is sound but the policy produces it rarely.

Chosen y^+ (reward $r = 1$)

... the number of rows needed to seat 70 students is $\lceil 70/11 \rceil = \lceil 6.36 \rceil = 7$ rows. Total chairs needed: $7 \times 11 = 77$. Chairs to remove: $110 - 77 = 33$. 33

Rejected y^- (reward $r = 0$)

... we divide the number of students by the number of chairs per row: $70/11 \approx 6.36$. Since the number of rows must be a whole number, we take the integer part, which is **6 rows**. Chairs needed: $6 \times 11 = 66$. Chairs to remove: $110 - 66 = 44$. 44
Error: uses $\lfloor 70/11 \rfloor = 6$ instead of $\lceil 70/11 \rceil = 7$

C.3 $K = 150$: optimal warm-up (4/8 correct)

At $K = 150$, the rollouts are in the maximum-entropy regime where half of them are correct. The chosen response follows a clean five-step solution. The rejected response correctly computes the number of rows needed (7) and chairs required (77), but then pivots to computing *empty seats* ($110 - 70 = 40$) instead of chairs to remove ($110 - 77 = 33$), losing the track of the objective and derailing at the final step.

Chosen y^+ (reward $r = 1$)

(1) Rows available: $110/11 = 10$. (2) Rows needed: $\lceil 70/11 \rceil = 7$. (3) Chairs for 7 rows: $7 \times 11 = 77$. (4) Chairs to remove: $110 - 77 = 33$. 33

Rejected y^- (reward $r = 0$)

... rows needed: $\lceil 70/11 \rceil = 7$ rows, total seats = 77. [correct so far]
 Chairs to remove: occupied seats if 70 students are seated: $110 - 70 = 40$ empty seats.
 [truncated, no `\boxed{\}`]
Error: conflates "empty seats" with "chairs to remove"; computes $110 - 70$ instead of $110 - 77$, then fails to reach a final answer.

C.4 $K = 1000$: overconfident policy (8/8 correct, discarded)

At $K = 1000$, all 8 rollouts produce 33 with clean reasoning. This prompt yields no preference pair and is discarded from the dataset. As K increases, an increasing fraction of training prompts enter this all-correct. This is the key reason behind the performance decline at large K .

All rollouts correct — prompt discarded

All 8 rollouts: $\lceil 70/11 \rceil = 7$ rows $\Rightarrow 7 \times 11 = 77$ chairs $\Rightarrow 110 - 77 = 33$. 33

No contrastive signal. Prompt contributes to the all-correct rate (\uparrow pass@1) but provides zero DPO training pairs.