

Monte Carlo simulation of selective adsorption in a binary hard-disk mixture on patterned adhesive surfaces

Nazar Kukarkin¹, Taras Patsahan^{1,2*}

¹Yukhnovskii Institute for Condensed Matter Physics of the National Academy of Sciences of Ukraine,
1 Svientsitskii Str., 79011 Lviv, Ukraine

²Institute of Applied Mathematics and Fundamental Sciences, Lviv Polytechnic National University,
12 S. Bandera Str., 79013 Lviv, Ukraine

May 21, 2026

Abstract

Selective adsorption in a two-dimensional model of a binary hard-disk mixture on patterned adhesive surfaces is studied using grand canonical Monte Carlo simulations. The two species have equal diameters and equal bulk chemical potentials, but different attraction strengths to adhesive domains. Thus, affinity-driven selectivity is separated from particle-size asymmetry and unequal chemical potentials. The surface pattern is defined by domain size, domain surface coverage, and ordered or disordered arrangement of circular domains. The results show that selectivity depends strongly on surface geometry, especially at low and intermediate chemical potentials. Domains comparable to the particle size enhance selectivity by forming adsorption regions with large particle–domain overlap, whereas larger domains can provide high selectivity at low chemical potentials. For small domains, further reduction in size can also increase selectivity as the system approaches a uniform attractive surface with corresponding effective affinity parameters of the species.

1 Introduction

Adsorption of micro- and nanoscale particles on chemically patterned surfaces is a fundamental problem in interfacial science, soft matter physics, and materials engineering. Patterned substrates provide a means of controlling both the total amount of adsorbed particles and their spatial organization at the surface. This is important for the design of functional coatings, colloidal assembly templates, biosensors, protein and nanoparticle arrays, and platforms for controlled attachment of biological objects such as cells [1–6]. In such systems, adsorption is determined by an interplay between energetic and geometric factors: particles are attracted to favourable surface regions, while their lateral arrangement is constrained by excluded volume interactions and by the spatial distribution of adhesive sites.

The influence of surface heterogeneity has been studied in a variety of model and experimental systems. In polymer adsorption, Monte Carlo simulations have shown that the size of chemically distinct surface domains can strongly affect adsorption and ordering. In particular, efficient adsorption may occur when the domain size is comparable to the characteristic size of the adsorbing object or its structural units [7, 8]. Related theoretical work has shown that stochastic surface heterogeneity can also enhance adsorption by creating a distribution of favourable local environments [9]. Simple lattice and continuum models of adsorption on heterogeneous substrates further demonstrate that the concentration, spatial arrangement, and geometry of active sites can strongly influence adsorption isotherms, local ordering, and surface coverage [10–12].

Irreversible particle deposition and random sequential adsorption on patterned or heterogeneous surfaces represent another important class of related problems. In these models, the adsorbed particles usually remain fixed after deposition, so that the final structure is controlled by surface blocking and packing constraints. Such studies have shown that substrate patterning can significantly modify the approach to the jamming limit, the morphology of deposited layers, and the crossover between lattice-like

*Corresponding author: tarpa@icmp.lviv.ua.

and continuum-like behaviour [13–17]. Although these models describe irreversible rather than equilibrium adsorption, they provide important physical insight into the role of surface geometry and excluded volume effects in the formation of adsorbed layers.

Multicomponent adsorption on heterogeneous surfaces is of particular interest because, in many practical situations, different adsorbates compete for the same surface regions. In such systems, the adsorption behaviour is determined not only by the properties of the individual components, but also by the way the available adsorption sites are distributed between them. Adsorption of binary mixtures on heterogeneous surfaces has been investigated using a range of theoretical and simulation approaches, including lattice models, integral equation methods, cluster approximations, and Monte Carlo simulations [18–20]. These studies have shown that surface heterogeneity, lateral interactions, and differences in adsorption energy between species can strongly affect adsorption isotherms, the composition of the adsorbed layer, and surface ordering.

Binary and multicomponent particle mixtures have also been studied in the context of irreversible deposition. Random sequential adsorption of two component mixtures of disk particles has been used to analyze how the particle size ratio and relative adsorption rates affect the jamming coverage and the composition of the deposited layer [21]. Competitive adsorption of particles with different shapes, such as disks and discorectangles, has shown that mixtures may exhibit packing and percolation behaviour that cannot be inferred from the corresponding one component systems [22]. Other studies of binary hard core particles on lattices have addressed the relation between adsorption kinetics, surface diffusion, and thermodynamic properties [23]. These works highlight the general importance of competition between different adsorbing species, but they are often focused on irreversible deposition, lattice models, or mixtures with different particle sizes or shapes.

Selective adsorption is especially important when different particles have different affinities to a structured surface. This situation is common in systems involving functionalized nanoparticles, polymer brush surfaces, affinity sensors, proteins, and cells [24–28]. For example, patterned or chemically structured surfaces can be used to enhance adsorption efficiency, to guide the spatial organization of nanoparticles or biomolecules, and to promote preferential attachment of selected biological objects. However, in real systems, selectivity is usually affected by several factors at once, including particle size, shape, charge, deformability, specific binding, and kinetic effects. Therefore, minimal statistical mechanical models are useful for separating the energetic and geometric contributions to selective adsorption.

In our previous study, equilibrium adsorption of a one component system of hard disks on patterned adhesive surfaces was investigated using Monte Carlo simulations [29]. The adhesive domains were arranged either on a square lattice or in a disordered configuration, and the attraction between a particle and a domain was assumed to be proportional to their overlap area. It was shown that adsorption is controlled not only by the total surface coverage of adhesive domains, but also by their size and spatial arrangement. The most pronounced geometric effect was observed when the domain size was comparable to the particle size. In this case, favourable locations in which a particle strongly overlaps with an individual domain noticeably affected the adsorption isotherms and the structure of the adsorbed layer. At high particle coverages, however, the influence of the surface pattern became weaker because excluded volume and particle packing started to dominate [29].

The next step is to extend this model to mixtures. In the present work, we consider a binary mixture of hard disks adsorbed on a patterned adhesive surface. We assume that the two species of particles have the same diameter and the same chemical potential in the bulk. Thus, they are identical with respect to hard-core interactions and have the same probability of exchange with the bulk reservoir. They differ only in the strength of their attractive interaction with the adhesive domains. This formulation isolates affinity-driven selectivity from other effects. Since the bulk mixture does not favour either component, the symmetry between the two species is broken only at the patterned surface. The composition of the adsorbed layer therefore provides a direct measure of selective adsorption caused by different particle-domain affinities. Using grand canonical Monte Carlo simulations, we analyze the adsorption isotherms of both components and the selectivity coefficient. The model thus provides a simple equilibrium approach for examining how surface geometry, particle packing, and adsorption affinity jointly control selective adsorption on patterned adhesive surfaces.

2 Model description

The model developed in this work is inspired by the three-dimensional model of a two-component system of particles adsorbing on a surface patterned with adhesive domains introduced in [28] to study cell sorting phenomena. Here, we use the two-dimensional version of this model, recently adapted in [29] for a one-

component system, and extend it to a binary hard-disk mixture. The system consists of hard disks moving in the plane of a surface patterned with circular adhesive domains. The number of adsorbed particles is controlled by the chemical potential of the bulk reservoir, which is in thermodynamic equilibrium with the adsorbed layer. The domains are arranged either on a regular square lattice or in a disordered configuration. The particle–domain interaction is attractive and is taken to be proportional to the overlap area between a particle and an adhesive region. This describes adhesion arising from contact between the lower surface of the particle and the tops of the domains, which are uniformly functionalized with chemical groups that interact specifically with groups located on the particle surface, as schematically shown in Figure 1.

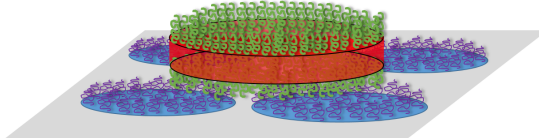


Figure 1: Schematic representation of a functionalized disk-like particle adsorbing on a surface patterned with circular adhesive domains. The red disk denotes the particle, while the blue regions represent adhesive domains uniformly covered with functional groups (violet) that interact specifically with groups on the particle surface (green).

In a binary mixture, the strength of this interaction depends on the particle type and is characterized by the corresponding energy parameter $A_{\alpha d}$, where α denotes the particle species. We follow the concept proposed in [29] and use the same form of the particle–domain interaction potential, but write it in a more general form by introducing the particle species index α . Thus, the adsorption energy of particle i of species α , located at the surface in (x_i, y_i) coordinates, is defined as the sum of pair interaction energies with all adhesive domains overlapping with this particle:

$$U_{\text{ads}}^{\text{ads}}(x_i, y_i) = \sum_{\{j \mid r_{ij} \leq r_{\alpha d}\}} A_{\alpha d} s_{\alpha d}(r_{ij}), \quad (1)$$

where $r_{\alpha d} = R_\alpha + R_d$ is the interaction range between a particle of species α and a domain, and $A_{\alpha d}$ is the attraction strength between them. The sum in Eq. (1) runs over all domains j with (x_j, y_j) coordinates and whose centers are located within the distance $r_{\alpha d}$ from particle i . This center-to-center distance is given by $r_{ij} = \sqrt{(x_i - x_j)^2 + (y_i - y_j)^2}$. The overlap area between a particle i of radius R_α and a domain j of radius R_d is

$$s_{\alpha d}(r_{ij}) = \begin{cases} \min(s_\alpha, s_d), & r_{ij} \leq |R_\alpha - R_d|, \\ s_{\text{int}}(r_{ij}), & |R_\alpha - R_d| < r_{ij} \leq R_\alpha + R_d, \\ 0, & r_{ij} > R_\alpha + R_d, \end{cases} \quad (2)$$

where $s_\alpha = \pi R_\alpha^2$ and $s_d = \pi R_d^2$ are the areas of a particle of species α and of a domain, respectively. The partial overlap area $s_{\text{int}}(r_{ij})$ is calculated using the standard formula for the intersection area of two circles whose centers are separated by a distance r_{ij} :

$$s_{\text{int}}(r_{ij}) = R_\alpha^2 \arccos\left(\frac{r_{ij}^2 + R_\alpha^2 - R_d^2}{2R_\alpha r_{ij}}\right) + R_d^2 \arccos\left(\frac{r_{ij}^2 + R_d^2 - R_\alpha^2}{2R_d r_{ij}}\right) - \frac{1}{2} \sqrt{[(R_\alpha + R_d)^2 - r_{ij}^2] [r_{ij}^2 - (R_d - R_\alpha)^2]}. \quad (3)$$

Particles can move freely in the plane of the surface and interact with the adhesive domains through the potential $U_{\text{ads}}^{\text{ads}}$. Particle–particle interactions are described by hard-disk repulsion. Adsorption and desorption of particles at the surface are treated within the grand canonical ensemble, where the number of adsorbed particles of species α is controlled by the corresponding chemical potential μ_α of the bulk reservoir. For the binary mixture of species ‘1’ and ‘2’ we further restrict ourselves to the symmetric case $\mu_1 = \mu_2 = \mu$.

It is worth noting that the simplified model presented above focuses on equilibrium adsorption and the formation of a particle monolayer, without considering the details of bulk behaviour. Instead, the model is designed to capture the main effects arising from particle–domain interactions, excluded volume, and

competition between particles for the most favourable adsorption positions. These effects are controlled by the domain surface coverage, the lateral arrangement of the domains, either ordered or disordered, and the domain size. Although more general cases are possible, in the present study we consider the particles of equal size. This choice allows us to isolate the effects directly associated with the geometry of the patterned surface and to examine how this geometry influences selective adsorption driven solely by differences in particle-domain affinity. Following this idea we raise the questions how the size of domains affects selective adsorption in a binary mixture where the two components differ only in their affinity for the adhesive domains, and how the geometry of the surface pattern modifies this effect.

3 Computer simulation details

To address the questions posed above, we perform grand canonical Monte Carlo (GCMC) [30] simulations of a binary mixture of hard disks, with species labelled by $\alpha = 1$ and 2, in a square simulation box of linear size L . The particles can move in two dimensions on a patterned surface containing circular adhesive domains arranged according to the specified surface geometry. The GCMC simulations allows us to obtain the adsorption isotherms of both particle species, $\sigma_1(\mu^*)$ and $\sigma_2(\mu^*)$. Here, $\sigma_\alpha = \pi R_\alpha^2 \rho_\alpha$ is the surface coverage by particles of species α , and $\rho_\alpha = N_\alpha/L^2$ is the corresponding surface number density. The reduced chemical potential is defined as $\mu^* = \mu/k_B T$, where k_B is the Boltzmann constant and T is the temperature. In the simulations considered in the present study, the same chemical potential is used for both species, $\mu_1^* = \mu_2^* = \mu^*$. Based on the adsorption isotherms, we calculate the selectivity coefficient $S_{1/2}(\mu^*) = \sigma_1(\mu^*)/\sigma_2(\mu^*)$, which quantifies the preferential adsorption of species ‘1’ relative to species ‘2’. We assume that particles of species ‘1’ interact with the adhesive domains twice as strongly as particles of species ‘2’. The corresponding attraction parameters are chosen as $A_{1d} = \beta A_0/(\pi R_p^2) = -12.7324D_p^{-2}$ and $A_{2d} = A_{1d}/2 = -6.3662D_p^{-2}$, where $\beta = 1/k_B T$ and $|A_0| = 10k_B T$, indicating that the magnitude of the full-overlap adhesion energy of a particle of species ‘1’ is ten times larger than the thermal energy, while $D_p = 2R_p$ is the diameter of particles. This choice ensures reliable adsorption of both species even when particles only partially overlap with adhesive domains. Since species ‘2’ has a weaker attraction to the domains than species ‘1’, it is expected to adsorb less strongly than species ‘1’, which should be directly reflected in the resulting adsorption selectivity $S_{1/2}(\mu^*)$. Our aim is to determine how the geometry of the surface pattern affects the magnitude of this selectivity and under which conditions it becomes most pronounced.

GCMC simulations were performed for a binary mixture of hard disks of species ‘1’ and ‘2’ adsorbed on patterned surfaces with adhesive domains of different sizes. Three domain sizes were considered, i.e. $D_d/D_p = 0.5, 1.0, \text{ and } 2.0$, where $D_d = 2R_d$ is the diameter of a domains. The particles of both species were taken to have the same size, $D_1 = D_2 = D_p$. Two values of the domain surface coverage were considered, $\sigma_d = 0.349$ and 0.503 , where $\sigma_d = \pi R_d^2 \rho_d$, and $\rho_d = N_d/L^2$ was the number density of adhesive domains. The linear size of the simulation box was set to $L = 90.0D_p$ for $\sigma_d = 0.349$ and to $L = 75.0D_p$ for $\sigma_d = 0.503$. Then, the number of domains was determined as $N_d = \sigma_d L^2/(\pi R_d^2)$. For the specified parameters, ordered domain patterns were generated as square lattices containing $N_d = N \times N$ adhesive domains. The number of lattice nodes was set to $N = 90, 60, \text{ and } 30$ for $D_d/D_p = 0.5, 1.0, \text{ and } 2.0$, respectively, for both values of the domain surface coverage. For the disordered domain configurations, the same numbers of domains were used at the corresponding values of σ_d and D_d . The initial configurations of particles were generated randomly, avoiding overlaps between hard disks. For each set of parameters, the simulations were started from an equimolar mixture containing 2000 particles of each species in the simulation box of size $L = 90.0D_p$ and 1500 particles of each species in the box of size $L = 75.0D_p$.

During the GCMC simulation runs, three types of trial moves were used: particle displacements, insertions, and deletions. Displacement moves sampled the positions of particles already present at the surface, while insertion and deletion moves changed the numbers of particles of each species, N_1 and N_2 , according to the Metropolis criterion using the change in the potential energy and the given chemical potential. The maximum distance of particle displacement for one move was set to $0.5D_p$. The fractions of the displacement, insertion and deletion trial moves was taken as 0.5, 0.25 and 0.25 respectively. Each simulation step corresponded to $N_1 + N_2$ trial moves. The system was equilibrated until the average numbers of particles of species ‘1’ and ‘2’ reached equilibrium values corresponding to the chemical potential μ^* . The total number of steps in a simulation run was varied up to $2 \cdot 10^6$, depending on the value of the reduced chemical potential. This was sufficient to equilibrate the system and to obtain satisfactory statistics, including at the highest values of μ^* considered. The reduced chemical potential was changed over the range $-12.0 \leq \mu^* \leq 5.0$. The values of average N_1 and N_2 were used to calculate

the particle surface coverage for each species σ_1 and σ_2 .

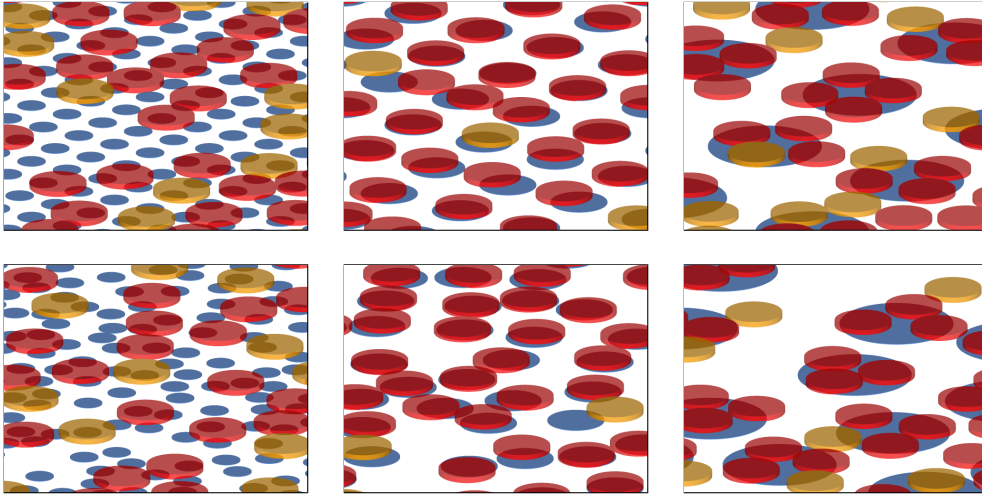


Figure 2: Representative fragments of snapshots for a two-dimensional binary hard-disk mixture adsorbed on a patterned adhesive surface with domain surface coverage $\sigma_d = 0.349$ at the reduced chemical potential $\mu^* = -2.0$. Blue regions denote adhesive domains, while red and yellow disks denote particles of species 1 and 2, respectively. The adhesive domains are arranged on a square lattice in the top row and in a disordered configuration in the bottom row. From left to right, the panels correspond to domain sizes $D_d/D_p = 0.5, 1.0,$ and $2.0,$ respectively. Particle transparency is used to make the overlaps between particles and domains visible.

Figure 2 shows representative fragments of simulation snapshots for a binary mixture of hard disks adsorbed on patterned adhesive surfaces at the reduced chemical potential $\mu^* = -2.0$. The snapshots illustrate both ordered and disordered arrangements of circular adhesive domains at the same domain surface coverage, $\sigma_d = 0.349$. The top row corresponds to domains arranged on a square lattice, whereas the bottom row shows disordered domain configurations. From left to right, the panels represent increasing domain size, $D_d/D_p = 0.5, 1.0,$ and $2.0,$ respectively. Blue regions denote adhesive domains, while red and yellow disks correspond to particles of species ‘1’ and ‘2’. Since species ‘1’ has a stronger attraction to the adhesive domains, the snapshots provide a direct visual illustration of the competition between the two components for favourable adsorption positions and of how this competition is affected by the size and spatial arrangement of the domains.

4 Results and discussion

A series of grand canonical Monte Carlo simulations was performed for a binary hard-disk mixture adsorbed on a surface patterned with adhesive domains of different sizes. The domain size was varied at fixed domain surface coverage σ_d . Figure 3 shows the adsorption isotherms of both particle species for two values of the domain surface coverage, $\sigma_d = 0.349$ and 0.503 . The upper set of curves corresponds to species ‘1’, which has the stronger attraction to the adhesive domains, whereas the lower set corresponds to species ‘2’. As expected, σ_1 is larger than σ_2 over the whole range of chemical potentials for all considered surface patterns. Thus, even though the two species have the same size and the same chemical potential in the reservoir, the difference in particle–domain affinity leads to a clear enrichment of the adsorbed layer by particles of species ‘1’. The shape of the isotherms depends noticeably on the domain size. At $\sigma_d = 0.349$ (Figure 3a), the adsorption of species ‘1’ is enhanced at low and intermediate chemical potentials when the domain size is comparable to the particle size, $D_d/D_p = 1.0$. In this case, particles can occupy favourable positions with a large overlap with individual adhesive domains, which leads to a faster increase of σ_1 . For larger domains, $D_d/D_p = 2.0$, adsorption starts already at lower values of μ^* , but the growth of the isotherm is more gradual. For smaller domains, $D_d/D_p = 0.5$, the attractive regions are more numerous and more uniformly distributed over the surface, so that the corresponding isotherm is smoother and approaches the behaviour expected for an effective uniform attractive surface.

Increasing the domain surface coverage to $\sigma_d = 0.503$ (Figure 3b) strengthens the effect of the patterned surface. The adsorption of species ‘1’ becomes more pronounced and shifts to lower chemical potentials. This effect is especially visible for $D_d/D_p = 1.0$, where the isotherm of species ‘1’ rises steeply

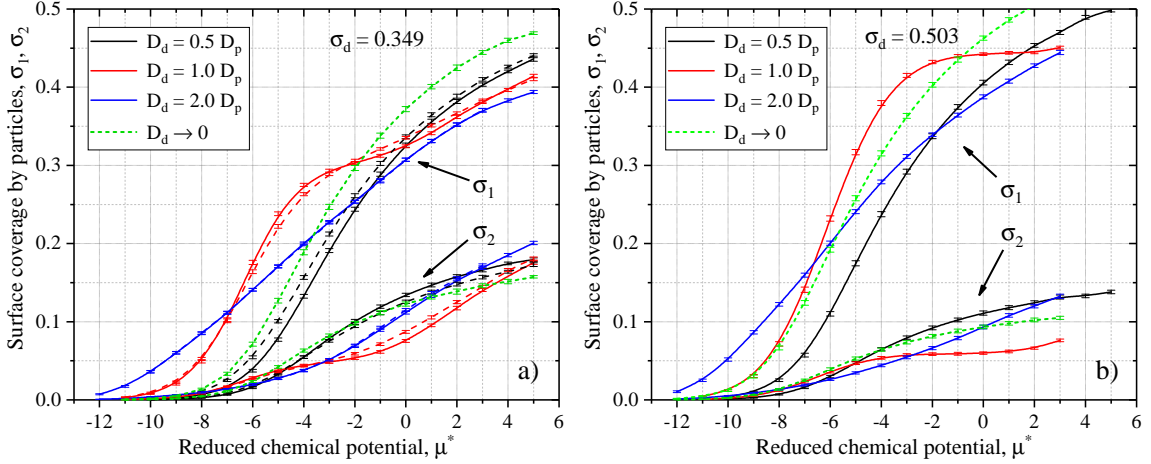


Figure 3: Adsorption isotherms of a binary mixture of disk-like particles on a patterned adhesive surface with domain surface coverage $\sigma_d = 0.349$ (panel a) and $\sigma_d = 0.503$ (panel b). Black, red, and blue lines correspond to domain sizes $D_d/D_p = 0.5, 1.0,$ and 2.0 , respectively. Solid lines denote the case of ordered domain arrangements, while dashed lines denote the case of disordered domain arrangements. Green short-dashed lines correspond to the limiting case of a uniform attractive surface, $D_d \rightarrow 0$, with effective attraction parameters $A_{1d}^{\text{eff}} = -4.4444D_p^{-2}$ and $A_{2d}^{\text{eff}} = A_{1d}^{\text{eff}}/2$ in panel a, and $A_{1d}^{\text{eff}} = -6.4D_p^{-2}$ and $A_{2d}^{\text{eff}} = A_{1d}^{\text{eff}}/2$ in panel b.

and reaches high surface coverage already at intermediate values of μ^* . At the same time, the adsorption of species ‘2’ is strongly suppressed for this domain size. This indicates that the most favourable adsorption positions are preferentially occupied by the more strongly attracted particles of species ‘1’, leaving fewer favourable positions available for species ‘2’.

The comparison with the limiting case $D_d \rightarrow 0$ illustrates the trend expected upon further decreasing the domain size and provides insight into the general effect of surface patterning. In this limit, the surface behaves as a uniformly attractive substrate with an effective interaction strength determined by the domain surface coverage. For the uniform surface equivalent to the patterned surface with $\sigma_d = 0.349$, the effective attraction parameters are $A_{1d}^{\text{eff}} = -4.4444D_p^{-2}$ and $A_{2d}^{\text{eff}} = A_{1d}^{\text{eff}}/2$, while for $\sigma_d = 0.503$ they are $A_{1d}^{\text{eff}} = -6.4D_p^{-2}$ and $A_{2d}^{\text{eff}} = A_{1d}^{\text{eff}}/2$. As seen in Figure 3, the corresponding isotherms for the uniform surface are smoother than those obtained for finite domains. The deviations from this reference case demonstrate that the adsorption behaviour is not determined solely by the average attraction strength, but is also affected by the finite size and spatial arrangement of the adhesive domains.

For $\sigma_d = 0.349$, the comparison between ordered and disordered domain arrangements shows that positional disorder modifies the isotherms mainly at low and intermediate chemical potentials. This is the regime where adsorption is most sensitive to the local distribution of favourable adsorption sites. At higher μ^* , the difference between ordered and disordered patterns becomes less pronounced, because the adsorbed layer becomes denser and its behaviour is increasingly governed by excluded volume effects rather than by the details of the surface pattern.

Based on the adsorption isotherms shown in Figure 3, the adsorption selectivity was calculated as $S_{1/2} = \sigma_1/\sigma_2$. The resulting dependence of $S_{1/2}$ on the chemical potential is shown in Figure 4. In all cases, $S_{1/2} > 1$, which confirms the preferential adsorption of species ‘1’, as expected from its stronger attraction to the adhesive domains. However, the magnitude of the selectivity is not determined by the ratio of the attraction strengths alone. It also depends strongly on the domain size, the domain surface coverage, and the chemical potential. For $\sigma_d = 0.349$ (Figure 4a), the weakest selectivity is observed for the smallest domains, $D_d/D_p = 0.5$. In this case, the adhesive regions are numerous and spatially distributed over the surface, so that both species experience a more averaged attractive field. As a result, the selectivity remains relatively low and varies only weakly with μ^* . A much stronger selectivity is obtained for $D_d/D_p = 1.0$, where the domain size is comparable to the particle size. In this case, adsorption sites with a large particle–domain overlap are preferentially occupied by the more strongly attracted particles of species ‘1’, leading to a clear enhancement of $S_{1/2}$ at low and intermediate chemical potentials.

For larger domains, $D_d/D_p = 2.0$, the selectivity is especially high at low chemical potentials. This reflects the fact that, under dilute adsorption conditions, the few particles present at the surface are

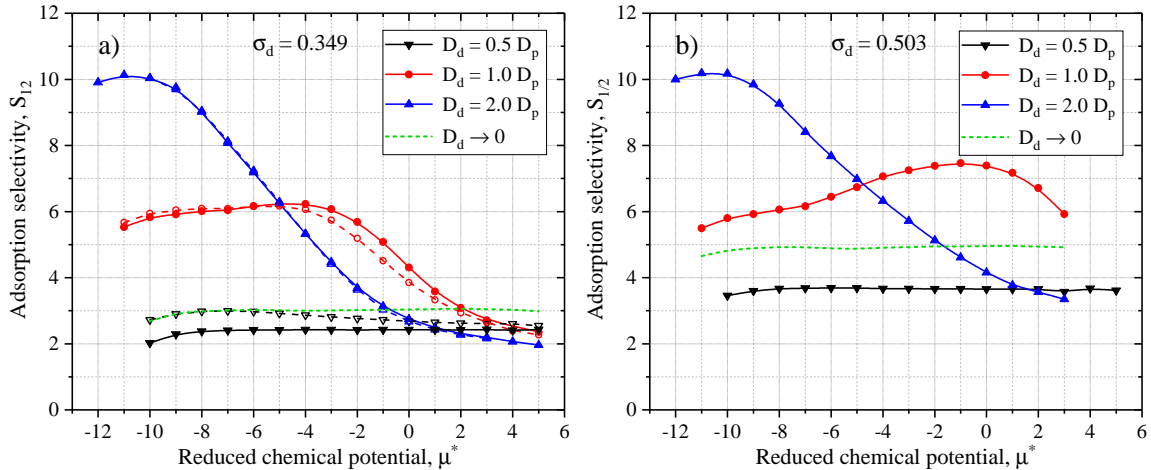


Figure 4: Adsorption selectivity $S_{1/2} = \sigma_1/\sigma_2$ for a binary mixture of disk-like particles on a patterned adhesive surface with domain surface coverage $\sigma_d = 0.349$ (panel a) and $\sigma_d = 0.503$ (panel b). The line colours and styles correspond to the same parameters as in Figure 3.

mainly those of the more strongly attracted species. With increasing μ^* , however, particles of species ‘2’ also start to populate the surface, and the selectivity decreases. At high chemical potentials, the curves corresponding to different domain sizes approach one another, indicating that the selectivity becomes less sensitive to the domain geometry as the adsorbed layer becomes increasingly crowded.

A higher domain surface coverage, $\sigma_d = 0.503$ (Figure 4b), leads to a noticeable change in the dependence of selectivity on the reduced chemical potential. For $D_d/D_p = 0.5$, the selectivity remains almost constant over the whole range of μ^* , similarly to adsorption on an effectively uniform attractive surface. For $D_d/D_p = 1.0$, the selectivity is substantially enhanced and reaches its largest values at intermediate chemical potentials. This indicates that particle-sized domains are particularly efficient in discriminating between the two species when favourable adsorption sites are sufficiently available but not yet saturated. In contrast, for $D_d/D_p = 2.0$, the selectivity is high at low μ^* but decreases monotonically as the surface becomes more populated.

The comparison with the limiting case $D_d \rightarrow 0$ further shows that an effectively uniform attractive surface gives a smoother dependence of $S_{1/2}$ on μ^* , without features associated with finite-size surface domains. It is seen that the finite-domain systems deviate substantially from this reference behaviour, especially for $D_d/D_p = 1.0$ and 2.0 . This additionally demonstrates that selective adsorption can be controlled by the size of the adhesive domains and their ability to accommodate particles of different affinity. Interestingly, the selectivity in the limiting case $D_d \rightarrow 0$ is higher than that for finite domains with $D_d/D_p = 0.5$. This suggests that, once the domains are already smaller than the particle size, a further reduction of their size may slightly enhance selectivity by making the attractive field more uniformly distributed over the surface.

For the domain surface coverage $\sigma_d = 0.349$, the comparison between ordered and disordered domain arrangements shows that disordered pattern affects the selectivity mainly at low and intermediate chemical potentials. This is the regime in which adsorption is most sensitive to the local distribution of favourable adsorption sites. At higher μ^* , the difference between ordered and disordered arrangements becomes weaker, because particle crowding at the surface increasingly masks the details of the domain pattern.

5 Conclusions

We studied selective adsorption in a binary hard-disk mixture on patterned adhesive surfaces using grand canonical Monte Carlo simulations. The two particle species had equal diameters and equal chemical potentials in the bulk reservoir, but different attraction strengths to the adhesive domains. This setup allowed us to focus on affinity-driven selectivity and its dependence on the geometry of the surface pattern.

The results show that the geometry of the adhesive pattern has a pronounced effect on adsorption selectivity. In addition to the affinity difference between the two species, the selectivity depends on the domain size, domain surface coverage, and spatial arrangement (ordered or disordered) of the domains.

The strongest effects are observed at low and intermediate chemical potentials, where particles compete for favourable adsorption positions. Domains comparable to the particle size enhance selectivity by creating adsorption sites with a large particle–domain overlap, which are preferentially occupied by the more strongly attracted species. Larger domains can also produce high selectivity at low chemical potentials, although this effect weakens as the surface becomes more populated. It was also shown that in the case of domains a half smaller than particles, a further decrease of the domain size can also increase selectivity, because the surface approaches an effective uniform attractive surface with different effective affinities for the two components.

These findings suggest that, for particle-sorting applications, selectivity can be improved not only by increasing the difference in particle–domain affinity, but also by optimizing the geometry of the adhesive pattern, particularly by changing the adhesive domain size. Further extensions of the present model may consider binary mixtures of particles with different sizes, as well as asymmetric bulk conditions in which the two components have different chemical potentials. Such cases would make it possible to examine how size effects, particle–domain affinity, and bulk composition jointly determine selective adsorption on patterned adhesive surfaces.

6 Acknowledgments

The work is supported by the STCU Grant 7115. Computer time for the reported simulations was provided by the Interdisciplinary Center for Computer Simulations (Lviv), which supported by the NRFU Grant No. 2023.05/0019.

References

- [1] Maury P. A., Reinhoudt D. N., Huskens J., *Current Opinion in Colloid & Interface Science*, 2008, **13**, No. 1–2, 74–80,
- [2] van Dommelen R., Fanzio P., Sasso L., *Advances in Colloid and Interface Science*, 2018, **251**, 97–114.
- [3] Burkhardt C. J., Fuchsberger K., Nisch W., Stelzle M., In: *Lithography*, InTech, 2010.
- [4] King X., Man Z., Bian J., Yin Y., Zhang W., Lu Z., *Nature Communications*, 2020, **11**, 6002.
- [5] Jambhulkar S., Ravichandran D., Zhu Y., Thippanna V., Ramanathan A., Patil D., Fonseca N., Thummalapalli S. V., Sundaravadivelan B., Sun A., Xu W., Yang S., Kannan A. M., Golan Y., Lancaster J., Chen L., Joyee E. B., Song K., *Small*, 2024, **20**, No. 6, 2306394.
- [6] Rao S. G., *Results in Surfaces and Interfaces*, 2024, **17**, 100326.
- [7] Semler J. J., Genzer J., *Journal of Chemical Physics*, 2003, **119**, No. 10, 5274–5280.
- [8] Semler J. J., Genzer J., *Macromolecular Theory and Simulations*, 2004, **13**, No. 3, 219–229.
- [9] Chervanyov A. I., Heinrich G., *The Journal of Chemical Physics*, 2006, **125**, No. 8, 084703.
- [10] Nitta T., Kiriya H., Shigeta T., *Langmuir*, 1997, **13**, No. 5, 903–908.
- [11] Talbot J., Tarjus G., Viot P., *The Journal of Physical Chemistry B*, 2008, **112**, No. 41, 13051–13058.
- [12] Oleyar C., Talbot J., *Physica A: Statistical Mechanics and its Applications*, 2007, **376**, 27–37.
- [13] Cadilhe A., Araújo N. A. M., Privman V., *Journal of Physics: Condensed Matter*, 2007, **19**, No. 6, 065124.
- [14] Araújo N. A. M., Cadilhe A., Privman V., *Physical Review E*, 2008, **77**, No. 3, 031603.
- [15] Marques J. F., Lima A. B., Araújo N. A. M., Cadilhe A., *Physical Review E*, 2012, **85**, No. 6, 061122.
- [16] Privman V., Yan H., *The Journal of Chemical Physics*, 2016, **144**, No. 24, 244704.
- [17] Stojiljković D. L., Vrhovac S. B., *Physica A: Statistical Mechanics and its Applications*, 2017, **488**, 16–29.

- [18] Nieszporek K., Szabelski P., Drach M., *Langmuir*, 2005, **21**, No. 16, 7335–7341.
- [19] Sanchez-Varretti F. O., Garcia G. D., Pasinetti P. M., Ramirez-Pastor A. J., *Adsorption*, 2014, **20**, No. 7, 855–862.
- [20] Sanchez-Varretti F. O., Bulnes F. M., Ramirez-Pastor A. J., *Adsorption*, 2019, **25**, No. 7, 1317–1328.
- [21] Wagaskar K. V., Late R., Banpurkar A. G., Limaye A. V., Shelke P. B., *Journal of Statistical Physics*, 2020, **181**, 2191–2205.
- [22] Lebovka N., Cieřla M., Petrone L., Vygornitskii N., *Journal of Physics A: Mathematical and Theoretical*, 2024, **57**, No. 9, 095001.
- [23] Darjani S., Koplik J., Pauchard V., Banerjee S., *The Journal of Chemical Physics*, 2021, **154**, No. 7, 074705.
- [24] Steinbach A., Paust T., Pluntke M., Marti O., Volkmer D., *ChemPhysChem*, 2013, **14**, No. 15, 3523–3531.
- [25] Beggiato M., Rastogi R., Dupont-Gillain C., Krishnamoorthy S., *Sensors and Actuators B: Chemical*, 2022, **366**, 131945.
- [26] Kumar N., Parajuli O., Hahn J.-I., *The Journal of Physical Chemistry B*, 2007, **111**, No. 17, 4581–4587.
- [27] Didar T. F., Tabrizian M., *Lab on a Chip*, 2010, **10**, No. 22, 3043–3053.
- [28] Badenhorst R., Makaev S. V., Parker M., Marunych R., Reukov V., Bedzinska A., Korchynskyi O., Kalyuzhnyi O., Yaremchuk D., Ilnytskyi J., Patsahan T., Minko S., *ACS Applied Materials & Interfaces*, 2025, **17**, No. 35, 49193–49209.
- [29] Kukarkin N., Patsahan T., *Equilibrium adsorption of hard disks on patterned adhesive surfaces: A Monte Carlo simulation study*, 2026, arXiv:2605.02671.
- [30] Allen M. P., Tildesley D. J., *Computer simulation of liquids*, Oxford university press, 2017.