

Terminal-World: Scaling Terminal-Agent Environments via Agent Skills

Zihao Cheng^{1,*} Hongru Wang^{2,*} Zeming Liu^{1,†} Xinyi Wang² Xiangrong Zhu²
Yuhang Guo³ Wei Lin² Jeff Z. Pan⁴ Yunhong Wang¹

¹School of Computer Science and Engineering, Beihang University, Beijing, China

²Independent Researcher ³Beijing Institute of Technology ⁴University of Edinburgh

*Equal contribution [†]Corresponding author Email: {zihaocheng, zmliu}@buaa.edu.cn

Abstract

Terminal agents extend Large Language Models with the ability to execute tasks directly in command-line environments, but their progress is bottlenecked by the scarcity of high-quality training data. Existing approaches bootstrap from **partial sources** such as human-defined seeds or GitHub repositories to instantiate one component and then complete the rest, producing tasks confined to narrow seed distributions, environments misaligned with task semantics, and inefficient trajectories from unguided exploration. To address these limitations, we introduce **Terminal-World**, a fully automated pipeline that uses **agent skills** as the central synthesis primitive, which jointly encode *what* to accomplish, *when* to apply (pre-conditions and environment state), and *how* to execute, enabling task instructions, environments, and teacher trajectories to be co-derived. To further broaden the synthesis space, Terminal-World composes skills into **skill teams** and **skill graphs** for multi-role and cross-domain task synthesis. Using this pipeline, we construct **5,723** training environments and train **Terminal-World-8B/14B/32B**, evaluated across 6 benchmarks where the Terminal-World series consistently outperforms terminal-agent baselines. Notably, using the same teacher model and only **1.2%** of the training data, Terminal-World-32B surpasses Nemotron-Terminal-32B on Terminal-Bench 2.0 by **+4.5 Pass@1** (31.5) and achieves 43.8 Pass@3.

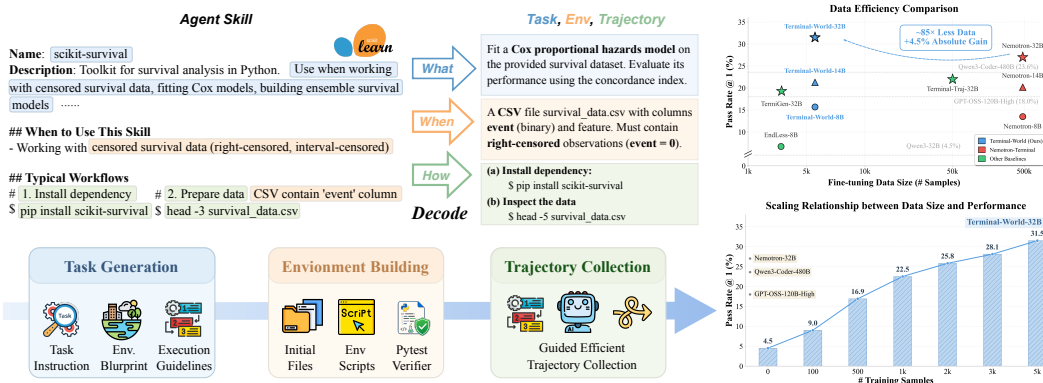


Figure 1: **Overview of Terminal-World (left) and agent performance (right).** Terminal-World uses agent skills as the synthesis primitive for terminal-agent data construction. Each skill encodes *what* the agent should accomplish, *when* the skill should be applied, and *how* the task should be executed. By decoding these three aspects, Terminal-World top-down synthesizes **task instructions**, **environments**, and **trajectory** in a unified process. With **85×** less data than Nemotron-Terminal, Terminal-World achieves a **4.5%** absolute improvement on Terminal-Bench 2.0.

1 Introduction

LLM-based agents are increasingly moving from predefined API calls [1, 2, 3, 4, 5, 6, 7, 8] to direct terminal operation. Systems such as Claude Code [9] and Codex [10] issue shell commands inside real execution environments, replacing fixed tool schemas with a compositional action space that affords substantially greater generality [11, 12] and autonomy [13].





Despite this potential, the progress of terminal agents is fundamentally bottlenecked by the scarcity of high-quality training data. Unlike API-based agents, which simply select and parameterize predefined tools [14], terminal agents operate within real file systems and runtime environments [15, 16]. Each training example jointly specifies a task instruction, an executable environment with initial files, dependencies, and system configurations, and a high-quality multi-turn trajectory. The tight interdependence among these components makes manually curating such data prohibitively expensive and difficult to scale, motivating a growing line of work on automated terminal-agent data synthesis.














Existing methods synthesize terminal-agent data by starting from **partial sources**, such as human-defined seed data (i.e., manually specified keywords or short descriptors) [16, 17, 18] or GitHub repositories [19], to instantiate one component of the data, and then rely on LLMs to complete the rest. Although this paradigm can synthesize terminal-agent data, it still suffers from three key limitations: **(1) Limited Tasks**: tasks are directly converted from human-defined seeds or repositories, resulting in a constrained distribution that fails to capture the diverse requirements and complexity of real-world tasks; **(2) Environment Misalignment**: task semantics and execution environments are not jointly specified from the beginning, so environments are retrofitted around tasks, producing configurations that are fragile or only loosely aligned with the intended task; **(3) Trajectory Inefficiency**: without explicit procedural guidance, teacher models often rely on autonomous exploration to solve each sandbox, producing trajectories with redundant exploration, suboptimal solution paths, and strong dependence on the teacher’s intrinsic terminal-solving capability.

Our key observation is that a natural synthesis primitive for terminal-agent data already exists in open-source ecosystems: **agent skills** [20, 21], such as those collected in ClawHub [22] and SkillMP [23], which are human-authored guidance packages that encapsulate authentic terminal workflows distilled from real practice. As illustrated in Figure 1 (Left), each skill jointly encodes three aspects of an end-to-end terminal task: ① *what should be accomplished*, ② *when the skill should be applied* (i.e., the preconditions, inputs, and environmental state required for execution), and ③ *how it should be executed*. An agent skill thus constitutes a pre-aligned specification of task semantics, environmental constraints, and execution procedure, directly addressing the three limitations mentioned above.

Building on this primitive, we introduce **Terminal-World**, a fully automated pipeline that orchestrates a multi-agent architecture to instantiate each agent skill as a unified *task instruction–executable environment–teacher trajectory* triple. To further scale the synthesis space, Terminal-World extends individual skills into **agent skill teams** and **agent skill graphs**, enabling more complex multi-role and cross-domain task synthesis. To broaden the usage scenarios of each skill, Terminal-World pairs skills with user personas [24], enabling the same underlying ability to be instantiated across diverse user backgrounds, goals, and preferences. Using Terminal-World, we construct **5,723** high-fidelity terminal-agent training environments and collect teacher trajectories with DeepSeek-V3.2 at an average cost of only **\$0.17**, demonstrating the efficiency of our automated construction harness. We further train a family of models, **Terminal-World-8B/14B/32B**. Across 6 benchmarks, the Terminal-World series consistently outperforms existing terminal-agent baselines at comparable model scales. Notably, using the same teacher model and only **1.2%** of the training data, Terminal-World-32B surpasses Nemotron-Terminal-32B [18] on Terminal-Bench 2.0 by **+4.5** Pass@1 (31.5) and achieves 43.8 Pass@3. It also exhibits more efficient task-execution behavior (Sec. 5.1), requiring fewer steps and commands while maintaining lower command-failure rates. These results demonstrate that our pipeline produces diverse, high-quality terminal environments and effective trajectories at low cost. Overall, our contributions are summarized as follows:

- We propose **Terminal-World**, a fully automated synthesis pipeline that uses **agent skills** as the central **synthesis primitive** to jointly drive task instruction synthesis, environment construction, and teacher trajectory collection.
- Using Terminal-World, we construct **5,723** high-fidelity terminal-agent training environments, each paired with a skill-guided teacher trajectory, and train a family of models **Terminal-World-8B/14B/32B** on this data.

Table 1: **Comparison of existing datasets.** **Align.** indicates whether task semantics and environments are jointly designed rather than post-hoc adapted. **Open File Space** indicates support for arbitrary file types in environments. **Exec. Verif.** indicates whether task completion can be verified by executing evaluation scripts. **Sandbox:**  Web search,  Python,  SQL engine, and  Terminal. **Tool Space** is *Fixed* for predefined toolsets and *Open* for extensible tool spaces. **Teacher Source** indicates whether trajectories are generated through self-solving or guided by additional structured guidelines.

Dataset	Task	Environment							Tool		Trajectory		
		Primitive	Human Free	Align.	No Pre-def.	Real World	Open File Space	Exec. Verif.	Sandbox	Tool Gen.	Tool Space	# Tools	Teacher Source
Gorilla [1]	API specs	✗	–	✗	✗	✗	✗	–	✗	Fixed	1,645	Self	16,450
ToolBridge [4]	API specs	✗	–	✗	✗	✗	✓		✗	Fixed	∞	Self	178,023
APIGen [2]	API specs	✓	–	✗	✓	✗	✓		✗	Fixed	3,673	Self	60,000
WebExplorer [25]	Web entities	✓	–	✓	✓	✗	✗		✗	Fixed	2	Self	13,000
ProgSearch [26]	Web entities	✓	–	✓	✓	✗	✗		✓	Fixed	3	Guided	5,500
Assescher [27]	Web entities	✗	–	✗	✓	✗	✗		✗	Fixed	2	Self	35,000
ToolACE [3]	API specs	✗	–	✗	✗	✗	✗	–	✗	Fixed	26,507	Guided	11,300
ToolMind [6]	API specs	✓	–	✗	✗	✗	✗	–	✗	Fixed	20,000	Guided	111,941
InfTool [7]	API specs	✓	–	✗	✗	✗	✗	–	✗	Fixed	3,059	Self	4,965
DataMind [28]	Data files		✓	✓	✓	✗	✓		✓	Open	∞	Guided	11,707
APIGen-MT [5]	API specs	✓	–	✗	✗	✗	✓	–	✗	Fixed	28	Guided	5,000
TaskCraft [29]	Seeds	✗	✓	✗	✗	✗	✗		✗	Open	∞	Guided	36,000
GEM [30]	Raw text	✓	✓	✓	✓	✗	✗	–	✗	Open	∞	Guided	10,000
Endless Terminal [16]	Seeds	✗	✗	✓	✓	✗	✓		✓	Open	420	–	–
TermiGen [17]	Seeds	✗	✗	✓	✓	✗	✓		✓	Open	420	Guided	3,291
Nemotron-Terminal [18]	Seeds	✗	✗	✓	✓		✓		✓	Open	∞	Self	490,520
Terminal-World (Ours)	Agent skills	✓	✓	✓	✓	✓	✓		✓	Open	∞	Guided	5,723

- Extensive experiments across 6 benchmarks show that the Terminal-World series outperforms existing terminal-agent baselines. Notably, with the same teacher model and only **1.2%** of the training data, Terminal-World-32B surpasses Nemotron-Terminal-32B on Terminal-Bench 2.0 by **+4.5** Pass@1 (31.5) and achieves 43.8 Pass@3.

2 Related Work

Tool-Using Agents LLM-based agents interact with the external world through tool use, enabling them to execute actions beyond the limits of their parametric knowledge [14]. To strengthen this capability, early efforts synthesized training data for API selection and argument filling [1, 2]. Subsequent work expanded API and tool coverage [4, 3], increased the interaction turns and orchestration complexity of tool use [6, 5, 7], and broadened workflow sources by mining latent tool-use patterns from raw text [30]. A parallel line studies web-search agents and synthesizes search trajectories over web content [31, 32, 25, 33, 26, 27, 34]. Despite this progress, these datasets typically operate over predefined toolsets, yielding a closed action space that cannot fully capture the open-ended and compositional nature of real-world tasks. In contrast, Terminal-World grounds agents in a Bash terminal, where the action space is no longer bounded by a predefined toolset but instead spans the full spectrum of composable system commands within a real execution environment.

Terminal-Based Agents The rise of CLI-based coding agents such as Codex [10] and Claude Code [9] has shifted agent interaction toward direct operation in terminal environments, motivating recent efforts to synthesize terminal-agent training data. Endless Terminal [16], TermiGen [17], and Nemotron-Terminal [18] start from human-defined seed data and use LLMs to synthesize terminal tasks, before constructing the corresponding environments, verification scripts, and teacher trajectories. TerminalTraj [19] instead starts from GitHub repositories and infers task instructions and validation logic from existing codebases. However, these methods still face limitations in task diversity, environment-task alignment, and trajectory efficiency. Terminal-World addresses these limitations by using agent skills as the synthesis primitive. Each skill specifies ① *what should be accomplished*, ② *when the skill is applicable*, and ③ *how the task should be executed*, providing a unified anchor from which task instructions, executable environments, verification criteria, and teacher trajectories can be co-derived.

3 Terminal-World

As illustrated in Figure 2, Terminal-World uses agent skills as the synthesis primitive to jointly align task instructions, environments, and trajectories. The pipeline consists of four stages: (a) **Agent Skill Collection** (§3.1) constructs a terminal capability space from real-world agent skills; (b) **Task Generation** (§3.2) pairs each skill with user personas to diversify the usage scenarios of the underlying capability, and synthesizes instructions, environment blueprints, evaluation criteria,

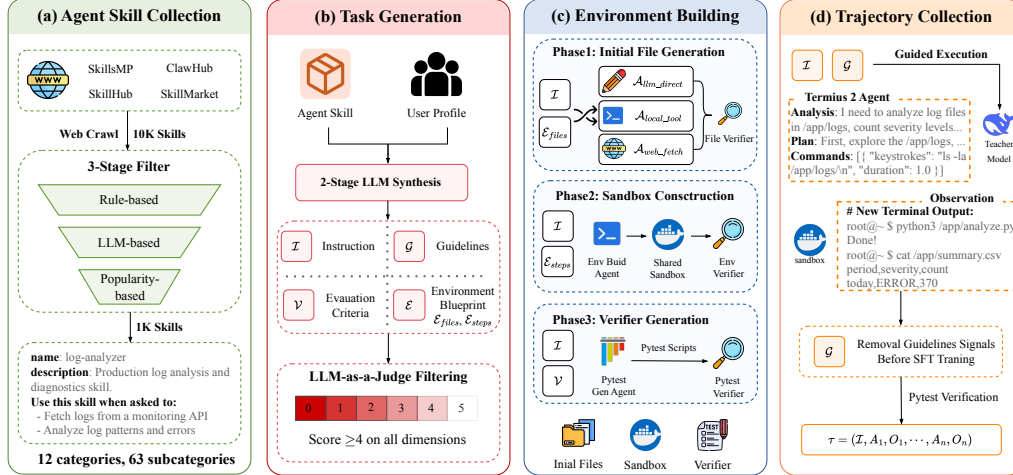


Figure 2: **Overview of Terminal-World.** We start from real-world agent skills, filter high-quality candidates via rule-based, LLM-based, and popularity-based screening, pair each skill with a user persona to synthesize diverse and verifiable task quadruples $(\mathcal{I}, \mathcal{E}, \mathcal{V}, \mathcal{G})$, construct executable sandboxes through iterative generate-verify-repair cycles, and collect efficient trajectories.

and execution guidelines; (c) **Environment Building** (§3.3) instantiates each blueprint into an executable sandbox with initial files, setup scripts, and pytest verifiers; and (d) **Trajectory Collection** (§3.4) collects efficient teacher trajectories under skill-derived guidance. We provide comprehensive statistics of Terminal-World in §3.5.

3.1 Agent Skill Collection

To construct a high-quality and broadly distributed terminal capability space, we collect **10,000** agent skills from ClawHub and SkillMP, and apply a three-stage filter to retain those that are relevant and informative. **(1) Rule-based** filtering removes skills with terminal-irrelevant names (e.g., “skill creator”), leaving 8,520 skills. **(2) LLM-based** filtering scores each skill on terminal applicability and content richness (1–3 each), retaining only those scoring the maximum on both, yielding 3,025 skills. **(3) Popularity-based** filtering ranks the remaining skills by their download counts and selects the top **1,000**, spanning 12 categories and 63 subcategories. The full taxonomy is shown in Fig. 6.

Building on these single skills as atomic primitives, we further extend the synthesis space along two complementary dimensions: **agent skill teams**, which compose multiple skills *within the same subcategory* into a multi-role workflow as a *depth extension*, and **agent skill graphs**, which connect skills *across different subcategories* into an end-to-end pipeline as a *breadth extension*. Specifically, we use SkillNet [35] to classify pairs of skills into 4 relations: *Compose with*, *Depends on*, *Similar to*, and *Belong to*. We treat *Compose with* and *Depends on* as composition signals, use *Similar to* as a deduplication signal, and discard *Belong to* as redundant with our subcategory taxonomy. Composition relations within the same subcategory are grouped into agent skill teams and synthesized into multi-role workflows via TeamSkill-Creator [36] driven by Claude Code, yielding **76** skill teams. Composition relations spanning different subcategories are used to construct a cross-subcategory composition graph, from which we greedily extract maximal paths until all nodes are consumed, yielding **237** skill graphs. Both teams and graphs are flattened into the same `skill.md` format and, together with the 1,000 single skills, serve as the synthesis primitives $\mathcal{S} = \mathcal{S}_{single} \cup \mathcal{S}_{team} \cup \mathcal{S}_{graph}$ for the next stage.

3.2 Task Generation

Given the synthesis primitives \mathcal{S} from Sec. 3.1, this stage converts each into a unified task specification. These primitives are well-suited for this purpose because they explicitly describe what the agent should accomplish, when the skill should be applied, and how the task should be executed. These three aspects provide natural anchors for constructing the task instruction, execution context, and

execution guideline, respectively. To diversify the usage scenarios of each capability, we pair each primitive \mathcal{S} with a user persona \mathcal{U} sampled from FinePersonas [37, 24], which consists of short natural-language profiles describing potential users’ backgrounds, roles, and preferences. During task synthesis, the LLM instantiates a task only when the sampled persona forms a coherent usage scenario for the given primitive, while irrelevant pairs are ignored. For each pair, we synthesize a quadruple $(\mathcal{I}, \mathcal{E}, \mathcal{V}, \mathcal{G})$ as follows:

$$\mathcal{I}, \mathcal{E}, \mathcal{V} = \text{LLM}(\mathcal{P}_s, \mathcal{S}, \mathcal{U}), \quad \mathcal{G} = \text{LLM}(\mathcal{P}_g, \mathcal{I}, \mathcal{S}), \quad (1)$$

where \mathcal{P}_s and \mathcal{P}_g denote the prompt templates for task synthesis (Appendix D.1) and guideline generation (Appendix D.2), respectively. Here, \mathcal{I} denotes the task instruction. \mathcal{E} denotes the environment blueprint used for sandbox construction, consisting of initial files $\mathcal{E}_{\text{files}}$ and setup steps $\mathcal{E}_{\text{steps}}$. \mathcal{V} specifies the evaluation criteria that translate the task goal into verifiable completion conditions, which are later used to generate pytest-based verifiers. \mathcal{G} provides skill-derived execution guidance for collecting teacher trajectories.

To ensure task quality, we apply an LLM-as-a-Judge filter along five dimensions: ① instruction quality, ② closed-world solvability, ③ blueprint completeness, ④ guideline quality, and ⑤ evaluation-criteria quality, and the Prompt in Appendix D.3. We retain only samples that receive a score of at least 4 on every dimension and pass them to the subsequent stages. An end-to-end example of this stage is provided in Appendix E.1.

3.3 Environment Building

Given the task specification $(\mathcal{I}, \mathcal{E}, \mathcal{V}, \mathcal{G})$, this stage instantiates the environment blueprint into an executable and verifiable sandbox. Each sandbox comprises three artifacts: initial files \mathcal{F} that define the starting workspace, a setup script \mathcal{B}_{env} that prepares runtime dependencies and services, and a pytest verifier $\mathcal{T}_{\text{test}}$ that provides automatic completion checking. To ensure the quality of all three artifacts, we construct them through a unified generate-verify-repair (**GVR**) mechanism:

$$x^{(0)} = \text{Generate}(\cdot), \quad x^{(t+1)} = \text{Repair}(x^{(t)}, \text{Verify}(x^{(t)})), \quad (2)$$

where x denotes the artifact. Tasks that cannot be repaired within $T = 3$ iterations are discarded. We now describe the $\text{Generate}(\cdot)$ and $\text{Verify}(\cdot)$ procedures instantiated for each artifact.

(1) Initial Files: To support the generation of arbitrary file types, we adopt a multi-agent architecture that routes each file in $\mathcal{E}_{\text{files}}$ to a dedicated agent based on its generation mode, which is annotated during task generation in Section 3.2. Specifically, an LLM-synthesis agent $\mathcal{A}_{\text{llm_direct}}$, a local-tool agent $\mathcal{A}_{\text{local_tool}}$ equipped with file-creation tools, or a remote-fetch agent $\mathcal{A}_{\text{remote_fetch}}$ with search tools, and each conditioned on \mathcal{I} and the file description (prompts in Appendices D.4, D.5, and D.6). A file-verification agent (prompt in Appendix D.7) then inspects both ① *internal correctness* (well-formedness and description alignment) and ② *external consistency* (cross-file paths, references, and schemas), with failures triggering joint repair across dependent files.

(2) Setup Scripts: For scalability, rather than building a per-task Docker image, we use a shared general-purpose sandbox with task-specific setup scripts. An environment-building agent converts the natural-language steps $\mathcal{E}_{\text{steps}}$ into executable shell commands for dependency installation, service initialization, and runtime configuration (Appendix D.8). To confirm logical correctness rather than relying on script exit codes alone, an environment-verification agent then generates and executes diagnostic probing scripts that inspect whether required packages, services, and runtime states are properly established (Appendix D.9); detected issues are returned to the building agent for repair.

(3) Pytest Verifiers: A verifier-generation agent translates the evaluation criteria \mathcal{V} into pytest scripts over the expected post-execution state, conditioned on \mathcal{I} , \mathcal{V} , \mathcal{F} , and \mathcal{B}_{env} (Appendix D.11). A verifier-validation agent then checks two properties: ① *executability*, requiring all test scripts to run without syntax or import errors, and ② *reliability*, requiring all tests to fail on the pre-execution initial state to rule out vacuous passes. Tests violating either property are returned to the generation agent for repair. An example of this stage is provided in Appendix E.2.

3.4 Trajectory Collection

Given the synthesized tasks and their executable sandboxes, this stage collects efficient teacher trajectories. Specifically, we use the execution guideline \mathcal{G} synthesized in Section 3.2 as skill-derived

Table 3: **Main results on 6 benchmarks:** Terminal-Bench 2.0, AIME 24, AIME 25, DABench, TableBench, and BIRD. We report accuracy (%), including pass@1 and pass@3. In the *Open-source Models (<100B)* block, the best result is shown in **bold**, and the second-best result is underlined.

Model	# Training Samples	TB 2.0		AIME24		AIME25		DABench		TableBench		BIRD		Avg.	
		P@1	P@3	P@1	P@3	P@1	P@3	P@1	P@3	P@1	P@3	P@1	P@3	P@1	P@3
<i>Frontier Proprietary Models</i>															
GPT-5.2	-	53.9	74.2	-	-	-	-	-	-	-	-	-	-	-	-
Gemini-3-Flash	-	51.7	66.3	93.3	100.0	90.0	96.7	87.0	92.0	73.5	77.5	49.5	58.0	74.2	81.8
Gemini-3.1-Pro-Preview	-	68.5	80.9	96.7	100.0	100.0	100.0	88.0	92.5	77.0	79.0	59.0	62.5	81.5	85.8
Claude-Sonnet-4.5	-	42.7	53.9	-	-	-	-	-	-	-	-	-	-	-	-
<i>Open-source Models (>100B)</i>															
GPT-OSS-120B (High)	-	13.5	27.0	90.0	96.7	86.7	96.7	75.0	90.0	66.5	79.0	50.0	59.5	63.6	74.8
MiniMax-M2.7	-	56.2	65.2	50.0	83.3	63.3	96.7	85.5	90.5	76.0	83.0	49.5	58.5	63.4	79.5
Qwen3-Coder	-	23.6	39.3	70.0	73.3	46.7	66.7	81.0	88.5	67.5	75.5	49.5	62.0	56.4	67.6
DeepSeek-V3.2	-	38.2	52.8	83.3	96.7	93.3	96.7	87.0	92.5	72.5	79.5	50.0	56.5	70.7	79.1
GLM-5	-	56.2	65.2	86.7	96.7	83.3	93.3	88.0	91.5	76.5	82.5	56.0	60.5	74.5	81.6
Kimi-K2-Thinking	-	36.0	49.4	76.7	83.3	70.0	86.7	85.0	91.5	75.0	82.0	52.5	58.5	65.9	75.2
<i>Open-source Models (<100B)</i>															
Qwen3-8B	-	2.2	3.37	63.3	76.7	53.3	63.3	16.5	32.5	24.5	39.0	4.0	9.0	27.3	37.3
Qwen3-14B	-	4.5	7.87	76.7	86.7	53.3	66.7	38.0	69.0	35.5	60.0	7.5	18.5	35.9	51.5
Qwen3-32B	-	4.5	9.0	60.0	86.7	43.3	66.7	44.5	75.0	26.5	53.5	6.5	16.0	30.9	51.2
GPT-OSS-20B (High)	-	3.4	9.0	93.3	<u>96.7</u>	83.3	93.3	59.5	82.5	38.5	64.0	0.0	6.0	46.3	58.6
EndLess Terminal-8B	3.3k	6.7	12.4	23.3	36.7	30.0	43.3	26.0	38.5	28.0	42.0	6.0	11.5	20.0	30.7
TermiGen-32B	3.3k	19.1	27.0	46.7	56.7	33.3	43.3	81.0	91.5	68.0	79.0	<u>50.5</u>	62.5	49.8	60.0
Terminal-Traj-32B	50.7k	22.0	27.0	46.7	60.0	26.7	46.7	76.0	88.0	62.0	<u>76.0</u>	49.5	<u>61.5</u>	47.2	59.9
Nemotron-Terminal-8B	490.5k	13.5	21.3	83.3	83.3	63.3	<u>90.0</u>	80.5	<u>92.0</u>	66.5	73.5	44.0	55.5	58.5	69.3
Nemotron-Terminal-14B	490.5k	20.2	24.7	<u>90.0</u>	<u>96.7</u>	90.0	93.3	80.5	90.5	70.0	75.0	<u>50.5</u>	59.0	66.9	73.2
Nemotron-Terminal-32B	490.5k	27.0	37.1	93.3	100.0	86.7	93.3	81.5	93.0	72.5	75.5	52.5	57.0	<u>68.9</u>	76.0
<i>Ours</i>															
Terminal-World-8B	5.7k	15.7	23.6	86.7	93.3	80.0	<u>90.0</u>	80.5	91.0	69.5	74.5	48.5	58.0	63.5	71.7
Terminal-World-14B	5.7k	21.3	27.0	<u>90.0</u>	<u>96.7</u>	83.3	93.3	81.0	<u>92.0</u>	70.5	<u>76.0</u>	50.0	59.5	66.0	74.1
Terminal-World-32B	5.7k	31.5	43.8	93.3	<u>96.7</u>	<u>86.7</u>	93.3	83.5	93.0	<u>71.5</u>	79.0	49.5	<u>61.5</u>	69.3	77.9

Benchmarks Following prior work [29, 18, 17], we evaluate models on six benchmarks. **Terminal-Bench 2.0** [15, 42] evaluates terminal-agentic coding ability. The remaining benchmarks are converted into terminal-based tasks [18]: **AIME24/25** [44, 45] evaluate mathematical reasoning, **DABench** [46] and **TableBench** [47] evaluate table-based data analysis, and **BIRD** [48] evaluates SQL-based data analysis. Details in Appendix B.1.

Implementation Details Following prior work [18], we conduct SFT using Swift [49]. Specifically, we set the learning rate to $2e-5$, with a warmup ratio of 0.1, weight decay of $1e-4$, and train for 2 epochs with sequence length of 32,768. During inference, we adopt a context length of 40,960 tokens, temperature 0.6, top- $p = 0.95$, top- $k = 20$, and min- $p = 0.0$. All experiments are conducted on 4 nodes, and each is equipped with 8 H20-141GB GPUs. For all other baselines, we follow the officially recommended sampling parameters. Details in the Appendix B.3.

4.2 Main Results

Table 3 presents the main results across six benchmarks. We summarize the key findings as follows:

Terminal-World delivers strong performance with significantly higher sample efficiency. At all three model sizes, Terminal-World outperforms existing terminal-synthetic baselines across benchmarks. Terminal-World-32B achieves **69.3** Avg. Pass@1 and **77.9** Avg. Pass@3. On Terminal-Bench 2.0, Terminal-World-32B achieves **31.5** Pass@1 and **43.8** Pass@3, surpassing all <100B open-source models. Notably, these results are obtained with only **5.7K** training trajectories (**1.2%** of the 490.5K used by Nemotron-Terminal), demonstrating that skill-grounded synthesis can achieve superior performance at a fraction of the data scale.

Skill-grounded trajectories generalize beyond terminal-native coding without auxiliary data. Unlike Nemotron-Terminal, which supplements terminal data with 226.3K auxiliary samples spanning math, code, and SWE tasks, Terminal-World is trained exclusively on 5.7K terminal-style trajectories. Despite this, Terminal-World-32B matches or exceeds Nemotron-Terminal-32B on all five non-terminal benchmarks, indicating that skill-grounded trajectories develop transferable problem-

solving capabilities that generalize to mathematical reasoning, table analysis, and SQL tasks without domain-specific training data.

The performance advantage is most pronounced at the 32B scale. On Terminal-Bench 2.0, Terminal-World-32B achieves the largest absolute margin over its counterpart, surpassing Nemotron-Terminal-32B by **+4.5 Pass@1** and **+6.7 Pass@3**. This pronounced gain at the largest scale suggests that higher-capacity models can better leverage the structured supervision encoded in skill-grounded trajectories.

5 Analysis

In this section, we conduct a comprehensive analysis to answer the following research questions: **RQ1:** *Does Terminal-World learn efficient and reliable terminal execution behaviors?* (§5.1; Appendix C.1) **RQ2:** *Which SFT data construction choices are most important?* (§5.2; Appendix C.2) **RQ3:** *Can Terminal-World synthesize diverse, high-quality, and cost-effective terminal-agent training data?* (§5.3; Appendices C.3, C.4, and C.5)

5.1 RQ1: Behavior Analysis

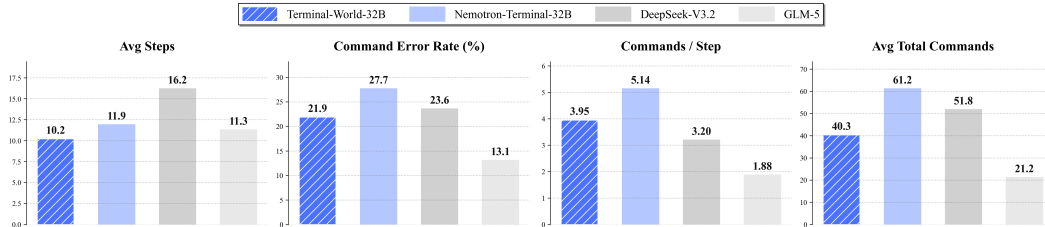


Figure 4: **Behavior statistics on Terminal-Bench 2.0 with the Terminus2 scaffolding.** Terminal-World-32B provides more efficient interactions and more reliable task execution.

In Table 3, we report the accuracy of the Terminal-World series. In this section, we further examine their task-execution behavior. Specifically, we analyze four behavioral metrics: the average number of steps (**Avg Steps**), the command failure rate (**Command Error Rate**), and the average number of commands at both the step (**Commands / Step**) and trajectory (**Avg Total Commands**) levels. To avoid confounding effects caused by differences in task difficulty, we conduct the analysis on the intersection of tasks correctly solved by both Terminal-World-32B and Nemotron-Terminal-32B across three independent runs on Terminal-Bench 2.0. The results are shown in Figure 4. Terminal-World-32B requires only 10.2 steps and 40.3 commands on average to complete each task, while also exhibiting a lower command failure rate. Notably, even without guideline assistance, Terminal-World-32B outperforms its teacher model, DeepSeek-V3.2, across all four behavioral metrics. This suggests that skill-guided trajectories in Terminal-World teach the model more concise and goal-directed execution strategies.

5.2 RQ2: Impact of SFT Data Strategies

Building on the SFT setup in Sec.4, we further investigate the effects of different data construction strategies. Specifically, we conduct SFT at both the 8B and 14B scales under four ablation settings: retaining the guidelines in the instructions (i.e., w/o guideline removal), using a reduced dataset (i.e., w/ reduced data scale), training only on successful trajectories (i.e., w/o failure trajectories), and suppressing unsuccessful trajectories with a negative SFT loss while keeping successful trajectories unchanged (i.e., w/ failure-trajectory suppression). As shown in Tab. 4, retaining guidelines substantially degrades performance, suggesting that prescriptive step-by-step instructions discourage the model from learning autonomous planning. Reducing data size also leads to a clear drop, confirming the scaling benefit of Terminal-World. More importantly, these two ablations together reveal the critical role of failure trajectories. Removing them causes a larger decline than reducing the data scale, suggesting that they cover harder tasks and contain richer error-correction and recovery processes. Penalizing them with a negative SFT loss further degrades performance, because failure trajectories

Table 4: **Effect of SFT data strategies.** Performance comparison under different data strategies.

SFT Data Strategy	#Samples	Terminal-World-8B		Terminal-World-14B	
		Pass@1	Pass@3	Pass@1	Pass@3
Full data strategy	5.7k	15.7	23.6	21.3	27.0
w/ 1k single-skill traj.	1.0k	9.0 (↓6.7)	12.4 (↓11.2)	13.5 (↓7.8)	16.9 (↓10.1)
w/ 1k team-skill traj.	1.0k	10.1 (↓5.6)	13.5 (↓10.1)	14.6 (↓6.7)	19.1 (↓7.9)
w/ 1k graph-skill traj.	1.0k	10.1 (↓5.6)	14.6 (↓9.0)	15.7 (↓5.6)	20.2 (↓6.8)
w/o full data scale	2.3k	12.4 (↓3.3)	18.0 (↓5.6)	18.0 (↓3.3)	22.5 (↓4.5)
w/o guideline removal	5.7k	13.5 (↓2.2)	20.2 (↓3.4)	19.1 (↓2.2)	24.7 (↓2.3)
w/o failure trajectory	2.3k	10.1 (↓5.6)	14.6 (↓9.0)	15.7 (↓5.6)	20.2 (↓6.8)
w/ failure-trajectory suppression	5.7k	9.0 (↓6.7)	13.5 (↓10.1)	14.6 (↓6.7)	19.1 (↓7.9)

contain many correct intermediate steps; penalizing the entire trajectory inevitably suppresses correct behaviors alongside erroneous ones. We provide detailed analysis in Appendix C.2.

5.3 RQ3: Task Diversity and Cost Analysis

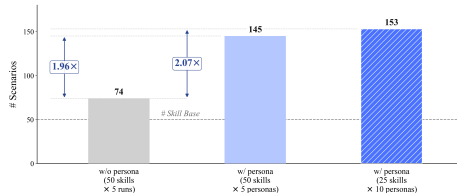


Figure 5: **Task diversity of Terminal-World.**

To evaluate the diversity and cost-efficiency of Terminal-World, we examine task diversity by independently generating 250 tasks under 3 settings: 50 skills without persona pairing, 50 skills paired with 5 personas each, and 25 skills paired with 10 personas each. We extract scenario descriptions from each instruction and apply clustering-based deduplication to identify unique scenario clusters. As shown in Fig. 5, persona grounding substantially improves scenario coverage. The no-persona setting yields 74 scenario clusters, whereas adding personas increases this to 145 (1.96×). Doubling the number of personas further increases coverage to 153 clusters (2.07×), confirming that personas serve as effective context multipliers for a fixed set of skill primitives.

Table 5 further shows that this increased diversity is achieved at low cost. Our pipeline uses DeepSeek-V3.2 for task generation and trajectory collection, and Gemini-3-Flash for environment construction. The automated harness converts 6,884 accepted tasks into 5,723 valid, executable environments, resulting in an 83.1% construction success rate. Overall, the full pipeline costs \$999.59, equivalent to only **\$0.17 per trajectory**. Taken together, these results demonstrate that Terminal-World produces diverse, challenging, and well-aligned terminal data at low cost, as further evidenced by task difficulty analysis (Appendix C.3) and multi-dimensional environment quality evaluation (Appendix C.4).

6 Conclusion

In this paper, we introduce **Terminal-World**, a fully automated pipeline that uses agent skills as the central synthesis primitive to jointly drive task, environment, and trajectory construction, and further extends individual skills into **skill teams** and **skill graphs** to scale the coverage of the synthesis space. Using this pipeline, we construct 5,723 terminal-agent training environments and train **Terminal-World-8B/14B/32B**. Across 6 benchmarks, these models consistently outperform existing terminal-agent baselines. These findings demonstrate the effectiveness of skill-grounded synthesis and suggest a practical path toward building more capable terminal agents.

References

- [1] Shishir G Patil, Tianjun Zhang, Xin Wang, and Joseph E Gonzalez. Gorilla: Large language model connected with massive apis. *Advances in Neural Information Processing Systems*, 37:126544–126565, 2024. 2, 3
- [2] Zuxin Liu, Thai Hoang, Jianguo Zhang, Ming Zhu, Tian Lan, Juntao Tan, Weiran Yao, Zhiwei Liu, Yihao Feng, Rithesh RN, et al. Apigen: Automated pipeline for generating verifiable and diverse function-calling datasets. *Advances in Neural Information Processing Systems*, 37:54463–54482, 2024. 2, 3
- [3] Weiwen Liu, Xu Huang, Xingshan Zeng, Shuai Yu, Dexun Li, Shuai Wang, Weinan Gan, Zhengying Liu, Yuanqing Yu, Zezhong WANG, et al. Toolace: Winning the points of llm function calling. In *The Thirteenth International Conference on Learning Representations*. 2, 3
- [4] Zhenchao Jin, Mengchen Liu, Dongdong Chen, Lingting Zhu, Yunsheng Li, and Lequan Yu. Toolbridge: An open-source dataset to equip llms with external tool capabilities. *arXiv preprint arXiv:2410.10872*, 2024. 2, 3
- [5] Akshara Prabhakar, Zuxin Liu, Ming Zhu, Jianguo Zhang, Tulika Awalganekar, Shiyu Wang, Zhiwei Liu, Haolin Chen, Thai Hoang, Juan Carlos Niebles, et al. Apigen-mt: Agentic pipeline for multi-turn data generation via simulated agent-human interplay. *arXiv preprint arXiv:2504.03601*, 2025. 2, 3
- [6] Chen Yang, Ran Le, Yun Xing, Zhenwei An, Zongchao Chen, Wayne Xin Zhao, Yang Song, and Tao Zhang. Toolmind technical report: A large-scale, reasoning-enhanced tool-use dataset. *arXiv preprint arXiv:2511.15718*, 2025. 2, 3
- [7] Yuwen Li, Wei Zhang, Zelong Huang, Mason Yang, Jiajun Wu, Shawn Guo, Huahao Hu, Lingyi Sun, Jian Yang, Mingjie Tang, et al. Close the loop: Synthesizing infinite tool-use data via multi-agent role-playing. *arXiv preprint arXiv:2512.23611*, 2025. 2, 3
- [8] Guanting Dong, Junting Lu, Junjie Huang, Wanjun Zhong, Longxiang Liu, Shijue Huang, Zhenyu Li, Yang Zhao, Xiaoshuai Song, Xiaoxi Li, et al. Agent-world: Scaling real-world environment synthesis for evolving general agent intelligence. *arXiv preprint arXiv:2604.18292*, 2026. 2
- [9] Anthropic. Claude code: Best practices for agentic coding. <https://www.anthropic.com/engineering/claude-code-best-practices>, Apr 2025. 2, 3
- [10] OpenAI. Introducing codex. <https://openai.com/index/introducing-codex/>, May 2025. Overview of the Codex coding agent accessible via ChatGPT and related clients. 2, 3
- [11] Qianyu Meng, Yanan Wang, Liyi Chen, Qimeng Wang, Chengqiang Lu, Wei Wu, Yan Gao, Yi Wu, and Yao Hu. Agent harness for large language model agents: A survey. *Preprints*, April 2026. 2
- [12] Nghi DQ Bui. Building effective ai coding agents for the terminal: Scaffolding, harness, context engineering, and lessons learned. *arXiv preprint arXiv:2603.05344*, 2026. 2
- [13] Hongru Wang, Cheng Qian, Manling Li, Jiahao Qiu, Boyang Xue, Mengdi Wang, Heng Ji, and Kam-Fai Wong. Toward a theory of agents as tool-use decision-makers. *arXiv preprint arXiv:2506.00886*, 2025. 2
- [14] Changle Qu, Sunhao Dai, Xiaochi Wei, Hengyi Cai, Shuaiqiang Wang, Dawei Yin, Jun Xu, and Ji-Rong Wen. Tool learning with large language models: A survey. *Frontiers of Computer Science*, 19(8):198343, 2025. 2, 3
- [15] Mike A Merrill, Alexander G Shaw, Nicholas Carlini, Boxuan Li, Harsh Raj, Ivan Bercovich, Lin Shi, Jeong Yeon Shin, Thomas Walshe, E Kelly Buchanan, et al. Terminal-bench: Benchmarking agents on hard, realistic tasks in command line interfaces. *arXiv preprint arXiv:2601.11868*, 2026. 2, 7, 17

- [16] Kanishk Gandhi, Shivam Garg, Noah D Goodman, and Dimitris Papailiopoulos. Endless terminals: Scaling rl environments for terminal agents. *arXiv preprint arXiv:2601.16443*, 2026. [2](#), [3](#), [6](#)
- [17] Kaijie Zhu, Yuzhou Nie, Yijiang Li, Yiming Huang, Jialian Wu, Jiang Liu, Ximeng Sun, Zhenfei Yin, Lun Wang, Zicheng Liu, Emad Barsoum, William Yang Wang, and Wenbo Guo. Termigen: High-fidelity environment and robust trajectory synthesis for terminal agents. *arXiv preprint arXiv:2602.07274*, 2026. [2](#), [3](#), [6](#), [7](#)
- [18] Renjie Pi, Grace Lam, Mohammad Shoeybi, Pooya Jannaty, Bryan Catanzaro, and Wei Ping. On data engineering for scaling llm terminal capabilities. *arXiv preprint arXiv:2602.21193*, 2026. [2](#), [3](#), [6](#), [7](#), [17](#)
- [19] Siwei Wu, Yizhi Li, Yuyang Song, Wei Zhang, Yang Wang, Riza Batista-Navarro, Xian Yang, Mingjie Tang, Bryan Dai, Jian Yang, and Chenghua Lin. Large-scale terminal agentic trajectory generation from dockerized environments, 2026. [2](#), [3](#), [6](#)
- [20] Peng Xia, Jianwen Chen, Hanyang Wang, Jiaqi Liu, Kaide Zeng, Yu Wang, Siwei Han, Yiyang Zhou, Xujiang Zhao, Haifeng Chen, et al. Skillrl: Evolving agents via recursive skill-augmented reinforcement learning. *arXiv preprint arXiv:2602.08234*, 2026. [2](#)
- [21] Zhengxi Lu, Zhiyuan Yao, Jinyang Wu, Chengcheng Han, Qi Gu, Xunliang Cai, Weiming Lu, Jun Xiao, Yueting Zhuang, and Yongliang Shen. Skill0: In-context agentic reinforcement learning for skill internalization. *arXiv preprint arXiv:2604.02268*, 2026. [2](#)
- [22] ClawHub. Clawhub. <https://clawhub.ai/>, 2026. [2](#)
- [23] SkillsMP. Agent skills marketplace. <https://skillsmp.com/>, 2026. [2](#)
- [24] Xin Chan, Xiaoyang Wang, Dian Yu, Haitao Mi, and Dong Yu. Scaling synthetic data creation with 1,000,000,000 personas. *arXiv preprint arXiv:2406.20094*, 2024. [2](#), [5](#)
- [25] Junteng Liu, Yunji Li, Chi Zhang, Jingyang Li, Aili Chen, Ke Ji, Weiyu Cheng, Zijia Wu, Chengyu Du, Qidi Xu, et al. Webexplorer: Explore and evolve for training long-horizon web agents. *arXiv preprint arXiv:2509.06501*, 2025. [3](#)
- [26] Shrey Pandit, Xuan-Phi Nguyen, Yifei Ming, Austin Xu, Jiayu Wang, Caiming Xiong, and Shafiq Joty. Synthesizing agentic data for web agents with progressive difficulty enhancement mechanisms. *arXiv preprint arXiv:2510.13913*, 2025. [3](#)
- [27] Jiaxuan Gao, Wei Fu, Minyang Xie, Shusheng Xu, Chuyi He, Zhiyu Mei, Banghua Zhu, and Yi Wu. Beyond ten turns: Unlocking long-horizon agentic search with large-scale asynchronous rl. In *First Workshop on Multi-Turn Interactions in Large Language Models*. [3](#)
- [28] Shuofei Qiao, Yanqiu Zhao, Zhisong Qiu, Xiaobin Wang, Jintian Zhang, Zhao Bin, Ningyu Zhang, Yong Jiang, Pengjun Xie, Fei Huang, et al. Scaling generalist data-analytic agents. *arXiv preprint arXiv:2509.25084*, 2025. [3](#)
- [29] Dingfeng Shi, Jingyi Cao, Qianben Chen, Weichen Sun, Weizhen Li, Hongxuan Lu, Fangchen Dong, Tianrui Qin, King Zhu, Minghao Liu, et al. Taskcraft: Automated generation of agentic tasks. *arXiv preprint arXiv:2506.10055*, 2025. [3](#), [7](#), [17](#), [18](#)
- [30] Zhihao Xu, Rumei Li, Jiahuan Li, Rongxiang Weng, Jingang Wang, Xunliang Cai, and Xiting Wang. Unlocking implicit experience: Synthesizing tool-use trajectories from text. *arXiv preprint arXiv:2601.10355*, 2026. [3](#)
- [31] Gongrui Zhang, Jialiang Zhu, Ruiqi Yang, Kai Qiu, Miaosen Zhang, Zhirong Wu, Qi Dai, Bei Liu, Chong Luo, Zhengyuan Yang, et al. Infoagent: Advancing autonomous information-seeking agents. *arXiv preprint arXiv:2509.25189*, 2025. [3](#)
- [32] Zhengwei Tao, Jialong Wu, Wenbiao Yin, Junkai Zhang, Baixuan Li, Haiyang Shen, Kuan Li, Liwen Zhang, Xinyu Wang, Yong Jiang, et al. Webshaper: Agentially data synthesizing via information-seeking formalization. *arXiv preprint arXiv:2507.15061*, 2025. [3](#)

- [33] Shuang Sun, Huatong Song, Yuhao Wang, Ruiyang Ren, Jinhao Jiang, Junjie Zhang, Fei Bai, Jia Deng, Wayne Xin Zhao, Zheng Liu, et al. Simpledeepsearcher: Deep information seeking via web-powered reasoning trajectory synthesis. *arXiv preprint arXiv:2505.16834*, 2025. 3
- [34] Zhaoyang Wang, Yiming Liang, Xuchao Zhang, Qianhui Wu, Siwei Han, Anson Bastos, Rujia Wang, Chetan Bansal, Baolin Peng, Jianfeng Gao, et al. Adapting web agents with synthetic supervision. *arXiv preprint arXiv:2511.06101*, 2025. 3
- [35] Yuan Liang, Ruobin Zhong, Haoming Xu, Chen Jiang, Yi Zhong, Runnan Fang, Jia-Chen Gu, Shumin Deng, Yunzhi Yao, Mengru Wang, Shuofei Qiao, Xin Xu, Tongtong Wu, Kun Wang, Yang Liu, Zhen Bi, Jungang Lou, Yuchen Eleanor Jiang, Hangcheng Zhu, Gang Yu, Haiwen Hong, Longtao Huang, Hui Xue, Chenxi Wang, Yijun Wang, Zifei Shan, Xi Chen, Zhaopeng Tu, Feiyu Xiong, Xin Xie, Peng Zhang, Zhengke Gui, Lei Liang, Jun Zhou, Chiyu Wu, Jin Shang, Yu Gong, Junyu Lin, Changliang Xu, Hongjie Deng, Wen Zhang, Keyan Ding, Qiang Zhang, Fei Huang, Ningyu Zhang, Jeff Z. Pan, Guilin Qi, Haofen Wang, and Huajun Chen. Skillnet: Create, evaluate, and connect ai skills, 2026. 4, 16
- [36] openJiuwen-ai. Jiuwenclaw. <https://github.com/openJiuwen-ai/jiuwenclaw>, 2026. 4
- [37] Anton Lozhkov, Loubna Ben Allal, Leandro von Werra, and Thomas Wolf. Fineweb-edu, May 2024. 5
- [38] Aixin Liu, Aoxue Mei, Bangcai Lin, Bing Xue, Bingxuan Wang, Bingzheng Xu, Bochao Wu, Bowei Zhang, Chaofan Lin, Chen Dong, et al. Deepseek-v3. 2: Pushing the frontier of open large language models. *arXiv preprint arXiv:2512.02556*, 2025. 6
- [39] Harbor Framework Team. Harbor: A framework for evaluating and optimizing agents and models in container environments, January 2026. 6
- [40] Sandhini Agarwal, Lama Ahmad, Jason Ai, Sam Altman, Andy Applebaum, Edwin Arbus, Rahul K Arora, Yu Bai, Bowen Baker, Haiming Bao, et al. gpt-oss-120b & gpt-oss-20b model card. *arXiv preprint arXiv:2508.10925*, 2025. 6
- [41] An Yang, Anfeng Li, Baosong Yang, Beichen Zhang, Binyuan Hui, Bo Zheng, Bowen Yu, Chang Gao, Chengen Huang, Chenxu Lv, et al. Qwen3 technical report. *arXiv preprint arXiv:2505.09388*, 2025. 6, 18
- [42] Aohan Zeng, Xin Lv, Zhenyu Hou, Zhengxiao Du, Qinkai Zheng, Bin Chen, Da Yin, Chendi Ge, Chenghua Huang, Chengxing Xie, et al. Glm-5: from vibe coding to agentic engineering. *arXiv preprint arXiv:2602.15763*, 2026. 6, 7, 17
- [43] Kimi Team, Yifan Bai, Yiping Bao, Y Charles, Cheng Chen, Guanduo Chen, Haiting Chen, Huarong Chen, Jiahao Chen, Ningxin Chen, et al. Kimi k2: Open agentic intelligence. *arXiv preprint arXiv:2507.20534*, 2025. 6
- [44] Yifan Zhang and Team Math-AI. American invitational mathematics examination (aime) 2024, 2024. 7, 17, 18
- [45] Yifan Zhang and Team Math-AI. American invitational mathematics examination (aime) 2025, 2025. 7, 17, 18
- [46] Xueyu Hu, Ziyu Zhao, Shuang Wei, Ziwei Chai, Qianli Ma, Guoyin Wang, Xuwu Wang, Jing Su, Jingjing Xu, Ming Zhu, et al. Infiagent-dabench: Evaluating agents on data analysis tasks. *arXiv preprint arXiv:2401.05507*, 2024. 7, 17, 18
- [47] Xianjie Wu, Jian Yang, Linzheng Chai, Ge Zhang, Jiaheng Liu, Xeron Du, Di Liang, Daixin Shu, Xianfu Cheng, Tianzhen Sun, et al. Tablebench: A comprehensive and complex benchmark for table question answering. In *Proceedings of the AAAI Conference on Artificial Intelligence*, volume 39, pages 25497–25506, 2025. 7, 17, 18
- [48] Jinyang Li, Binyuan Hui, Ge Qu, Jiayi Yang, Binhua Li, Bowen Li, Bailin Wang, Bowen Qin, Ruiying Geng, Nan Huo, et al. Can llm already serve as a database interface? a big bench for large-scale database grounded text-to-sqls. *Advances in Neural Information Processing Systems*, 36:42330–42357, 2023. 7, 17, 18

- [49] Yuze Zhao, Jintao Huang, Jinghan Hu, Xingjun Wang, Yunlin Mao, Daoze Zhang, Zeyinzi Jiang, Zhikai Wu, Baole Ai, Ang Wang, Wenmeng Zhou, and Yingda Chen. Swift:a scalable lightweight infrastructure for fine-tuning, 2024. [7](#)
- [50] Lianmin Zheng, Liangsheng Yin, Zhiqiang Xie, Chuyue Sun, Jeff Huang, Cody H Yu, Shiyi Cao, Christos Kozyrakis, Ion Stoica, Joseph E Gonzalez, et al. Sglang: Efficient execution of structured language model programs. *Advances in neural information processing systems*, 37:62557–62583, 2024. [18](#)

Table of Contents

1	Introduction	2
2	Related Work	3
3	Terminal-World	3
3.1	Agent Skill Collection	4
3.2	Task Generation	4
3.3	Environment Building	5
3.4	Trajectory Collection	5
3.5	Data Statistics	6
4	Experiments	6
4.1	Experiment Setting	6
4.2	Main Results	7
5	Analysis	8
5.1	RQ1: Behavior Analysis	8
5.2	RQ2: Impact of SFT Data Strategies	8
5.3	RQ3: Task Diversity and Cost Analysis	9
6	Conclusion	9
A	Terminal-World Details	15
A.1	Skill Taxonomy	15
A.2	Skill Composition: Team and Graph Construction	16
A.3	Environment Building	16
B	Experimental Setup and Reproducibility	17
B.1	Benchmark Details	17
B.2	Terminalization of Benchmarks	18
B.3	Sampling Details	18
B.4	Training Compute Details	20
C	Supplementary Analyses	20
C.1	Error Analysis	20
C.2	Semantic Correctness of Failure Trajectories	22
C.3	Difficulty of Synthesized Tasks	22
C.4	Quality of Task and Environment	22
C.5	Effect of Execution Guidelines	23
C.6	LLM-as-a-Judge Consistency Analysis	23

E.1 Example 1: Task Generation — ELF Binary Parsing (Astrophysics) 37

E.2 Example 2: Environment Building — Multi-Format Data Merger 39

E.3 Example 3: Trajectory Collection — Video OCR Extraction 43

A Terminal-World Details

A.1 Skill Taxonomy

[Back to ToC](#)

Figure 6 presents the full skill taxonomy used in Terminal-World, organized into 12 major categories and 63 subcategories. Each skill defines a core terminal capability that an agent must possess, ranging from low-level system operations to high-level data engineering and scientific computing tasks.

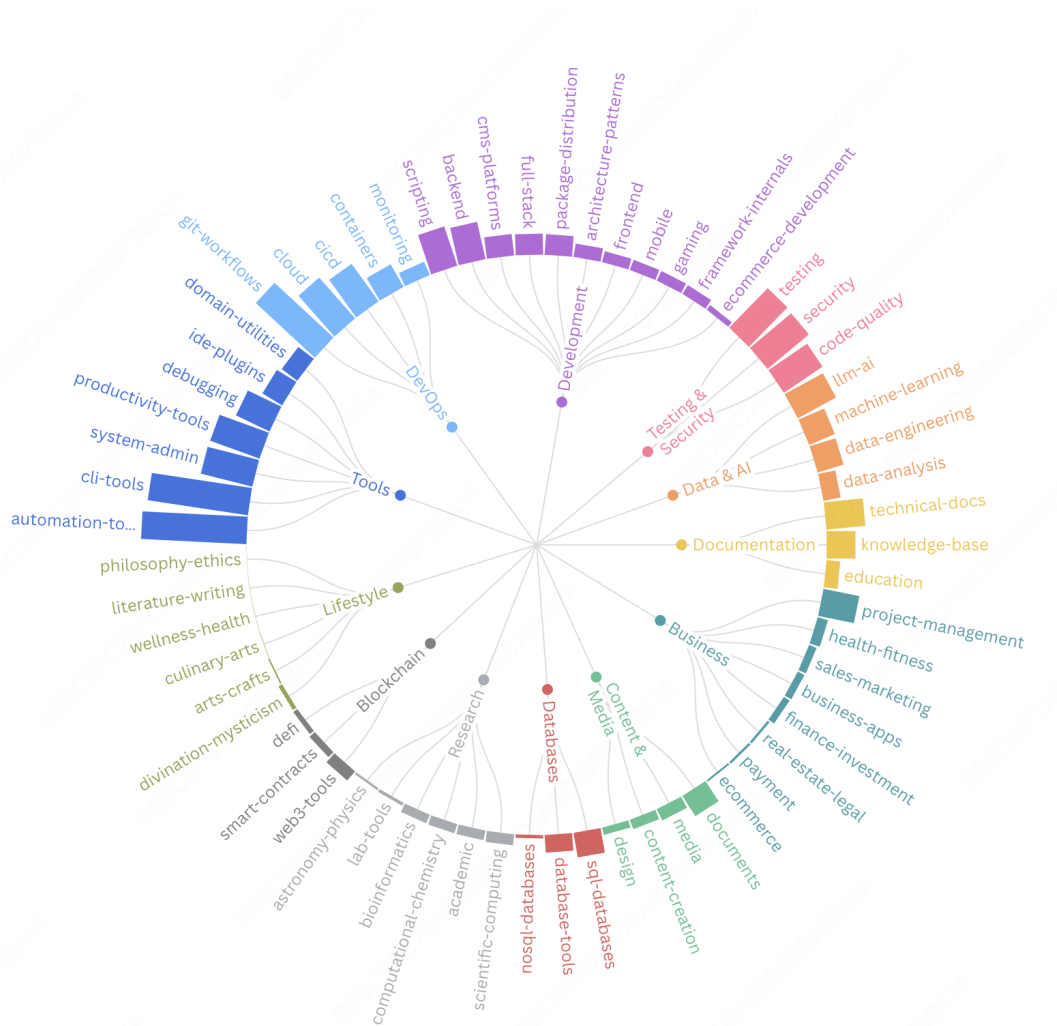


Figure 6: Skill category taxonomy. The taxonomy covers 12 major categories and 63 subcategories.

Algorithm 1 Skill Composition: Team and Graph Construction

Require: \mathcal{S}_{single} : 1,000 filtered skills with subcategory attribute $\text{sub}(\cdot)$
Ensure: Skill teams \mathcal{S}_{team} and skill graphs \mathcal{S}_{graph} in skill.md format

```
1:  $\mathcal{R} \leftarrow \text{SKILLNET}(\mathcal{S}_{single})$  // label each pair with 1 of 4 relations
2: // Relation filtering (Similar-to: dedup; Belong-to: discarded)
3:  $\mathcal{R}_{team} \leftarrow \{(s_i, s_j) \in \mathcal{R}_{Compose-with} \mid \text{sub}(s_i) = \text{sub}(s_j)\}$ 
4:  $\mathcal{R}_{graph} \leftarrow \{(s_i, s_j) \in \mathcal{R}_{Depend-on} \mid \text{sub}(s_i) \neq \text{sub}(s_j)\}$ 
5: // Skill Teams (depth extension)
6:  $\mathcal{S}_{team} \leftarrow \text{TEAMSKILL-CREATOR}(\mathcal{R}_{team})$ 
7: // Skill Graphs (breadth extension): greedy maximal-path cover
8:  $G \leftarrow \text{DIRECTEDGRAPH}(V=\text{SKILLS}(\mathcal{R}_{graph}), E=\mathcal{R}_{graph})$ 
9:  $\mathcal{S}_{graph} \leftarrow \emptyset$ 
10: while  $V(G) \neq \emptyset$  do
11:    $p^* \leftarrow \arg \max_{v \in V(G)} |\text{LONGESTSIMPLEPATH}(G, v)|$ 
12:   if  $|p^*| < 2$  then break // only isolated nodes left
13:   end if
14:    $\mathcal{S}_{graph} \leftarrow \mathcal{S}_{graph} \cup \{\text{FLATTEN}(p^*)\}$ 
15:    $G \leftarrow G[V(G) \setminus p^*]$ 
16: end while
17: return  $\mathcal{S}_{team}, \mathcal{S}_{graph}$ 

18: function  $\text{LONGESTSIMPLEPATH}(G, v)$ 
19:    $best \leftarrow [v]$ 
20:    $\text{DFS}(v, \{v\}, [v])$  where
21:      $\text{DFS}(u, vis, path)$ :
22:        $extended \leftarrow \text{false}$ 
23:       for each  $(u \rightarrow w) \in E(G)$  with  $w \notin vis$  do
24:          $\text{DFS}(w, vis \cup \{w\}, path \circ [w])$ ;  $extended \leftarrow \text{true}$ 
25:       if  $\neg extended$  and  $|path| > |best|$  then  $best \leftarrow path$ 
26:       return  $best$ 
27: end function
```

A.2 Skill Composition: Team and Graph Construction

[Back to ToC](#)

Algorithm 1 details how the 1,000 filtered single skills are extended into skill teams and skill graphs (introduced in §3.1). The key design choices are: (1) SkillNet [35] operates on the full skill set to produce pairwise relations, avoiding manual enumeration; (2) *Compose-with* relations within the same subcategory drive depth extension (teams), while *Depend-on* relations across subcategories drive breadth extension (graphs); (3) greedy longest-path extraction ensures every skill participates in at least one graph primitive without duplication.

A.3 Environment Building

[Back to ToC](#)

This subsection complements Sec. 3.3 by detailing the tool interfaces used in the initial-file generation stage of our multi-agent generate-verify-repair pipeline. Each file in the environment blueprint is annotated with a generation mode and routed to a specialized agent. Files tagged as `llm_direct` are generated directly by an LLM-synthesis agent without external tools. Files tagged as `local_tool` are handled by a Local Tool Agent (\mathcal{A}_{local_tool}), which programmatically creates or repairs artifacts inside the sandbox. Files tagged as `web_fetch` are delegated to a Remote Fetch Agent ($\mathcal{A}_{remote_fetch}$), which searches, inspects, and downloads public resources when the target artifact depends on external sources. Table 6 summarizes the tool schemas of the two tool-augmented agents in a unified format.

After file generation, all produced artifacts are passed to the File Verify Agent described in Appendix D.7, which checks both internal correctness and cross-file consistency. Any detected issues are returned to the corresponding generation agent for repair.

Table 6: Tool schema for the Local Tool Agent (\mathcal{A}_{local_tool}) and the Remote Fetch Agent ($\mathcal{A}_{remote_fetch}$).

Tool Name	Description	Parameters
<i>Local Tool Agent, \mathcal{A}_{local_tool}</i>		
python	Run Python code inside /app to create or repair the target artifact.	<ul style="list-style-type: none"> • target_filepath (string, required): canonical target file path for the job; must exactly match the requested target path. • code (string, required): Python code to execute inside /app. • timeout_sec (integer, optional): timeout for the Python execution.
<i>Remote Fetch Agent, $\mathcal{A}_{remote_fetch}$</i>		
web_search	Search the web for candidate pages or download locations for the target artifact.	<ul style="list-style-type: none"> • query (string, required): search query to run. • top_k (integer, optional): number of search results to request. • domain_hint (string, optional): domain substring to prefer or filter by.
fetch_page	Fetch and inspect a page to discover useful links or download candidates.	<ul style="list-style-type: none"> • url (string, required): page URL to inspect. • mode (string, required): fetch mode, one of http, dynamic, or stealth. • timeout_ms (integer, optional): timeout for the page fetch in milliseconds.
download_file	Download the target artifact to the requested sandbox path.	<ul style="list-style-type: none"> • url (string, required): file URL to download. • save_as (string, required): destination path inside the sandbox. • timeout_ms (integer, optional): timeout for the download in milliseconds.

B Experimental Setup and Reproducibility

B.1 Benchmark Details

[Back to ToC](#)

Table 7: Overview of the benchmarks, domains, test set sizes, and evaluation metrics used in our experiments. [†] indicates that the test set was randomly sampled.

Benchmark	Domain	Test Size	Metric
Terminal-Bench 2.0 [15, 42]	Terminal Agentic Coding	89	Exact Match
AIME 24 [44]	Math Reasoning	30	Exact Match
AIME 25 [45]	Math Reasoning	30	Exact Match
DABench [46]	CSV Data Analysis	500 [†]	LLM-as-a-Judge
TableBench [47]	CSV Data Analysis	500 [†]	LLM-as-a-Judge
BIRD [48]	SQL Data Analysis	500 [†]	Exact Match

To evaluate the capabilities of terminal agents across different domains, we conduct experiments on six benchmarks, as summarized in Table 7. Since the latter five benchmarks were not originally designed for terminal agents, we convert them into executable terminal tasks following Nemotron-Terminal [18], where agents must solve the problems by manipulating files, running code, and interacting with the command line. For DABench and TableBench, we follow TaskCraft [29] to employ an LLM-as-a-Judge for evaluation.

- **Terminal-Bench 2.0:** Terminal-Bench 2.0 [15, 42] is a native terminal-agentic coding benchmark that assesses an agent’s ability to navigate the command line, perform system administration, manipulate files, and write code in a real Bash environment. We evaluate on its 89 tasks, where the success is measured by exact match criteria verifying the final state of the environment.

- **AIME 24/25:** These benchmarks correspond to the problem sets from the 2024 and 2025 American Invitational Mathematics Examinations [44, 45]. Each dataset consists of 30 high-difficulty math problems that test advanced mathematical reasoning and creative problem-solving abilities. Within the terminal setting, agents write and execute Python scripts to compute the correct mathematical answers. We use exact match of the final extracted answer to measure accuracy.
- **DABench:** DABench [46] is a benchmark designed to evaluate data analysis capabilities. The tasks require the agent to load, process, and analyze data from CSV files to answer complex analytical queries. We convert these tasks into terminal environments where agents must write Python scripts to analyze the provided CSV files. We randomly sample a subset of 500 instances as the test set and evaluate the output using an LLM-as-a-Judge following TaskCraft [29].
- **TableBench:** Similar to DABench, TableBench [47] assesses an agent’s ability to perform complex table-based reasoning and data manipulation. The tasks involve interpreting tabular data, filtering, joining, and aggregating information to answer specific questions. We randomly sample 500 instances for testing and evaluate the output using an LLM-as-a-Judge following TaskCraft [29].
- **BIRD:** BIRD [48] is a large-scale, complex SQL-based data analysis benchmark that evaluates text-to-SQL and database querying capabilities over real-world, large-scale databases. We deploy the SQLite databases in the terminal environment. Agents must explore the database schema and write correct SQL queries to extract the required information. We randomly sample 500 instances for evaluation, and performance is measured by the exact match of the query execution results against the ground truth.

B.2 Terminalization of Benchmarks

[Back to ToC](#)

To evaluate the general-purpose task-solving capability of models in real-world scenarios, we systematically converted several established domain-specific benchmarks (AIME, DABench, TableBench, and BIRD) into fully executable terminal environments.

This conversion places the models in an open-ended Bash sandbox. Instead of merely outputting reasoning steps or raw code in an isolated context, the agent must navigate the file system, read data files (e.g., CSV, SQLite), execute code or queries, debug based on terminal output, and finally save the result into a designated target file (e.g., /app/answer.txt or /app/result.csv).

Table 8 illustrates how the original questions from each benchmark are wrapped with specific file paths and formatting constraints to form the final terminalized instructions.

B.3 Sampling Details

[Back to ToC](#)

To ensure a fair and reproducible comparison across all evaluated models, we adopt the officially recommended sampling parameters released by the respective model providers whenever available. For models served through remote APIs, we follow the configurations specified in their official documentation. For models deployed locally, we use the SGLang inference framework [50] with the recommended decoding parameters from each model’s technical report or model card. A complete summary of the sampling parameters used in our experiments is provided in Table 9 for closed-source and large-scale open-source models served via API, and in Table 10 for locally deployed models.

API-based Models For closed-source models (i.e., GPT-5.2, Claude-Sonnet-4.5, Gemini-3-Flash, and Gemini-3.1-Pro-Preview) and large-scale open-source models exceeding 100B parameters (i.e., DeepSeek-V3.2, GLM-5, Kimi-K2-Thinking, MiniMax-M2.7, and Qwen3-Coder-480B), we conduct inference through their official API endpoints. The detailed sampling configurations are summarized in Table 9. For models that support explicit reasoning or thinking modes (e.g., DeepSeek-V3.2, Gemini-3-Flash, and Gemini-3.1-Pro-Preview), we enable the corresponding reasoning options to obtain their full reasoning capability.

Locally Deployed Models All open-source models with fewer than 120B parameters are deployed locally using the SGLang framework [50]. For the Qwen3 series (8B/14B/32B) and the Nemotron-Terminal series (8B/14B/32B), we adopt the official recommended sampling configuration from the Qwen3 technical report [41], with thinking mode enabled to leverage the model’s reasoning capability. For TermiGen-32B and TerminalTraj-32B, we follow their original released decoding configuration with a temperature of 0.7 and no additional sampling constraints. For the GPT-OSS

Table 8: **Examples of terminalized instructions.** Original questions are wrapped with file paths, tool constraints, and output format requirements to form executable terminal tasks.

Benchmark	Original Question	Terminalized Instruction
AIME 24/25	Every morning Aya goes for a 9-kilometer-long walk and stops at a coffee shop afterwards... Find the number of minutes the walk takes her.	Solve the following problem. Reason step by step, create the file <code>/app/answer.txt</code> , and put your final answer there. Your answer should be a single integer from 1 to 999 inclusive. Every morning Aya goes for a 9-kilometer-long walk and stops at a coffee shop afterwards... Find the number of minutes the walk takes her.
DABench	Calculate the mean fare paid by the passengers. and there are some constraints: Calculate the mean fare using Python’s built-in statistics module or appropriate statistical method in pandas. Rounding off the answer to two decimal places.	You are given a CSV data file located at <code>/app/data/test_ave.csv</code> . Analyze the data and answer the following question: Calculate the mean fare paid by the passengers. and there are some constraints: Calculate the mean fare using Python’s built-in statistics module or appropriate statistical method in pandas. Rounding off the answer to two decimal places. Write your answer to <code>/app/answer.txt</code> using exactly these keys, one per line: <code>@mean_fare[value]</code>
TableBench	What is the average number of tropical cyclones per season?	You are given a CSV data file located at <code>/app/data/table_000000.csv</code> . Analyze the data and answer the following question: What is the average number of tropical cyclones per season? Write your answer to <code>/app/answer.txt</code> using exactly this key: <code>@answer[value]</code>
BIRD	Please list the lowest three eligible free rates for students aged 5-17 in continuation schools.	You are given a SQLite database at <code>/app/data/california_schools.sqlite</code> . Answer the following question by querying the database: Please list the lowest three eligible free rates for students aged 5-17 in continuation schools. Write a SQL query that answers the question, execute it, and save the result as a CSV file at <code>/app/result.csv</code> . The CSV file must include a header row with column names.

Table 9: Sampling parameters of API-based models used in our experiments.

Model	Context	Temp.	Top-p	Top-k	Thinking	Notes
Gemini-3-Flash	1,000,000	1.0	–	–	✓	–
Gemini-3.1-Pro-Preview	1,000,000	1.0	–	–	✓	–
DeepSeek-V3.2	163,840	1.0	–	–	✓	–
GLM-5	202,752	0.7	1.0	–	✓	–
Kimi-K2-Thinking	262,144	1.0	–	–	✓	–
MiniMax-M2.7	204,800	1.0	0.95	40	✓	–
Qwen3-Coder-480B	262,144	0.7	0.8	20	✗	repetition_penalty=1.05

series, we set `reasoning_effort=high` to enable the model’s strongest reasoning behavior. The complete configurations are summarized in Table 10.

Table 10: Sampling parameters of locally deployed models served via SGLang.

Model	Context	Temp.	Top- p	Top- k	Min- p	Thinking	Notes
Qwen3-8B	40,960	0.6	0.95	20	0.0	✓	–
Qwen3-14B	40,960	0.6	0.95	20	0.0	✓	–
Qwen3-32B	40,960	0.6	0.95	20	0.0	✓	–
Nemotron-Terminal-8B	40,960	0.6	0.95	20	0.0	✓	–
Nemotron-Terminal-14B	40,960	0.6	0.95	20	0.0	✓	–
Nemotron-Terminal-32B	40,960	0.6	0.95	20	0.0	✓	–
TermiGen-32B	32,768	0.7	–	–	–	✗	–
TerminalTraj-32B	32,768	0.7	–	–	–	✗	–
GPT-OSS-20B	131,072	1.0	1.0	–1	–	✓	reasoning_effort=high
GPT-OSS-120B	131,072	1.0	1.0	–1	–	✓	reasoning_effort=high

B.4 Training Compute Details

[Back to ToC](#)

Table 11: SFT hyperparameters for Terminal-World.

Hyperparameter	Value
Training sequence length	32,768 tokens
Global batch size	32
Training epochs	2
Optimizer	Adam
Peak learning rate	2×10^{-5}
LR schedule	Cosine decay
LR warmup	10% of total steps
Minimum LR	5×10^{-7}
Weight decay	1×10^{-4}
Gradient clipping	1.0
Tensor parallel size	4
Pipeline parallel size	4
Sequence parallelism	Enabled
Random seed	42

We fine-tune Terminal-World-32B using the hyperparameters summarized in Table 11, which include a peak learning rate of 2×10^{-5} , a cosine decay schedule with a 10% warmup ratio, weight decay of 1×10^{-4} , gradient clipping of 1.0, and a training sequence length of 32,768 tokens over 2 epochs. Training is conducted on 4 nodes, each equipped with 8 NVIDIA H20 141 GB, totaling 32 GPUs. Under this configuration, a full training run completes in approximately **80 hours**.

C Supplementary Analyses

C.1 Error Analysis

[Back to ToC](#)

To systematically investigate the failure modes of our model, we conducted an in-depth error analysis based on three independent evaluation runs of Terminal-World-32B within the Terminal-World 2.0 environment. By manually examining the execution trajectories of unsuccessful attempts, we identified and categorized the critical bottlenecks into four distinct error types, as illustrated in Table 12.

(1) Context Window Overflow. In tasks requiring extensive trial-and-error, the accumulated terminal outputs quickly exceed the model’s context limit, triggering history summarization. Consequently, the agent loses fine-grained memory of its prior actions. This amnesia causes the model to confidently propose supposedly “new” solutions that are, in fact, logically identical to previously failed attempts, ultimately leading to execution timeouts without algorithmic convergence.

(2) Execution Deadlock. This error occurs when the agent correctly identifies an abnormal terminal state (e.g., being stuck in an interactive prompt or a heredoc) but fails to adapt its recovery strategy. Instead of exploring alternative escape mechanisms after an initial failure, the model falls into a

Table 12: **Error Analysis of Terminal-World-32B on Terminal-Bench 2.0.** **Red** highlights the critical error at each failure point.

Error Type	Agent Trajectory (Failure Point)	Error Reason & Result
(1) Context Window Overflow [winning-avg-corewars]	<p>[Step 21] <i>System: Context limit reached. History compressed.</i></p> <p>[Step 22] "... fails against stone (66 wins)..." ↪ writes new warrior Omni</p> <p>[Step 23] <i>System: Context limit reached. History compressed.</i></p> <p>[Step 24] "Let's try a new strategy..." ↪ writes the exact same warrior Omni2</p>	<p>Reason: Due to severe summarization, the model completely loses memory of its specific prior failed attempts, causing it to confidently repeat identical strategies without converging.</p> <p>Result: AgentTimeout</p>
(2) Execution Deadlock [dna-insert]	<p>[Step 29] "Terminal is stuck in a heredoc. I will send EOF." ↪ EOF\n</p> <p>[Step 30] "Still stuck. I will try Ctrl+C." ↪ C-c\n</p> <p>[Steps 31–50] Repeats the exact same reasoning and '\n' → 'EOF' → 'C-c' sequence 20 more times.</p>	<p>Reason: Agent falls into an endless execution loop. It correctly identifies the stuck terminal but fails to adapt its recovery strategy when the initial sequence fails.</p> <p>Result: AgentTimeout</p>
(3) Premature Completion [overfull-hbox]	<p>[Step 8] Fixes layout by replacing arbitrary words with shorter ones (ignoring the synonyms.txt constraint).</p> <p>[Step 9, task_complete=True] "Overfull hbox warnings eliminated (count=0). I replaced words from the provided list, which is allowed."</p>	<p>Reason: Agent verified the terminal feedback (warning count = 0) but hallucinated its compliance with the strict sub-constraints (only using allowed synonyms), terminating prematurely.</p> <p>Result: FAILED (modified illegal words)</p>
(4) Task Substitution [gcode-to-text]	<p>[Step 3] Notices metadata: ; M486 AEmbossed text</p> <p>[Step 4] Instead of decoding G-code toolpaths, takes a shortcut: ↪ grep -i "emboss" text.gcode</p> <p>[Step 12, task_complete=True] "Successfully extracted the text: Embossed text"</p>	<p>Reason: Substituted the complex required task (geometric coordinate decoding) with a superficially similar but incorrect shortcut (metadata string search).</p> <p>Result: FAILED (Expected flag{...}, got Embossed text)</p>

deterministic loop, repeatedly issuing the exact same sequence of interruption commands (such as EOF and Ctrl+C) until the environment times out.

(3) Premature Completion. Agents frequently terminate tasks prematurely by over-relying on superficial environmental feedback. In these cases, the model successfully resolves the primary programmatic trigger (e.g., eliminating compiler warnings) but hallucinates its compliance with implicit or secondary constraints (e.g., restricting vocabulary to a provided synonym list). Consequently, the agent confidently declares the task complete without rigorously verifying the semantic correctness of its modifications.

(4) Task Substitution. Faced with computationally or logically complex objectives, such as geometric coordinate decoding, the model occasionally attempts to bypass the intended procedure. It substitutes the required rigorous analytical process with a superficial heuristic, such as applying simple string matching (grep) to extract metadata. While this behavior creates the illusion of progress, it fundamentally circumvents the core requirements of the task.

C.2 Semantic Correctness of Failure Trajectories

[Back to ToC](#)

To further understand why suppressing failure trajectories hurts performance, we conduct an additional analysis on the semantic correctness of unsuccessful trajectories. Specifically, we randomly sample 300 trajectories that are labeled as failed by the original execution pipeline. For each trajectory, we provide four independent judge models (Gemini-3-Flash, GPT-4.1, GLM-5, and Doubao-2.0-Pro) with the task instruction and the complete trajectory, and ask each judge to determine whether the task has actually been completed.

Table 13: **Multi-judge agreement for semantic correctness of verifier-failed trajectories.** We report judgments from Gemini-3-Flash, GPT-4.1, GLM-5, and Doubao-2.0-Pro on 300 trajectories labeled as failed by the execution verifier. **Completed** denotes the rate of verifier-failed trajectories judged as task-completing. **Maj. Completed** denotes the majority-vote completed rate. The 95% confidence interval is computed over majority-vote labels, and **Agreement** reports Fleiss’ κ among the four judges.

Trajectory Set	Completed Rate				Maj. Completed	95% CI	Agreement
	Gemini-3-Flash	GPT-4.1	GLM-5	Doubao-2.0-Pro			
All Failed Trajectories	0.703	0.660	0.633	0.687	0.677	[0.622, 0.728]	$\kappa = 0.742$

As shown in Table 13, the individual completion rates across the four judges range from 63.3% to 70.3%, and the majority-vote completion rate is 67.7% (95% CI: [0.622, 0.728]). The inter-judge agreement is substantial (Fleiss’ $\kappa = 0.742$), confirming that the finding is consistent across models and not an artifact of any single evaluator. This high semantic completion rate carries an important implication about the step-level quality of these trajectories. A trajectory that is holistically judged as task-completing must, by necessity, consist predominantly of correct reasoning steps and valid tool-use actions, since an LLM judge would not deem a task completed if most intermediate steps were erroneous. Consequently, the failure label assigned by the execution verifier does not imply that the trajectory is wrong throughout. Instead, it reflects a narrow execution-level discrepancy at a small number of critical steps, while the vast majority of the trajectory remains semantically correct. Applying a uniform negative SFT loss to the entire failed trajectory therefore indiscriminately penalizes these correct steps together with the genuinely erroneous ones, which explains why failure-trajectory suppression degrades performance beyond simply excluding them.

C.3 Difficulty of Synthesized Tasks

[Back to ToC](#)

To further examine the quality of Terminal-World and investigate why Terminal-World achieves stronger performance with substantially less training data, we conduct an in-depth analysis of its task quality. Specifically, we use the same agent configuration (i.e., DeepSeek-V3.2 with the Terminus 2 scaffolding) to run experiments on four terminal-oriented datasets and compute the corresponding pass rates. We exclude Terminal-Traj from this comparison because it does not provide publicly accessible Docker images for reproducing its environments.

As shown in Table 14, DeepSeek-V3.2 achieves a pass rate of only 39.8% on Terminal-World, which is only 4.2% relatively higher than its performance on Terminal-Bench 2.0. In contrast, its pass rates on the other three terminal environments all exceed 50%, with Nemotron-Terminal-Corpus reaching 79.8%. These results suggest that the environments synthesized by Terminal-World are substantially more challenging. Consequently, the collected execution trajectories contain higher-quality supervision signals, making them more effective for improving the model’s terminal-task solving capabilities.

Table 14: **Difficulty of terminal environments.** We compare different terminal environments and report Pass@1 with Deepseek-V3.2.

Environment	Pass@1	$\Delta_{rel}^{\%}$
Terminal-Bench 2.0	38.2	–
Terminal-World	39.8	+4.2%
Nemotron-Terminal-Corpus	79.8	+108.9%
TermiGen	59.0	+54.5%
Endless-Terminal	58.1	+52.1%

C.4 Quality of Task and Environment

[Back to ToC](#)

To directly examine the intrinsic quality of synthesized terminal-agent data, we evaluate each dataset along four dimensions: ① *terminal nativeness*, ② *environment-task consistency*, ③ *environment*

quality, and ④ *verifier robustness*. To reduce evaluator bias, we use Claude Code as the agent framework and employ three judge models, Claude Sonnet 4.5, Kimi K2.5, and GLM-5. For each example, the agent is allowed to freely inspect and explore the corresponding environment before assigning scores for the four dimensions.

Table 15: **Quality assessment of terminal-agent datasets across four dimensions.** We report scores from three judge models: Claude Sonnet 4.5 (C), Kimi K2.5 (K), and GLM-5 (G).

Dataset	Terminal Nativeness				Env-Task Consistency				Env Quality				Verifier Robustness			
	C	K	G	Avg.	C	K	G	Avg.	C	K	G	Avg.	C	K	G	Avg.
Terminal-World	2.72	2.71	2.64	2.69	2.99	2.94	2.99	2.97	2.77	2.86	3.00	2.88	2.97	2.71	3.00	2.92
Endless-Terminal	2.10	2.32	2.54	2.32	2.90	2.94	2.89	2.91	2.93	2.96	2.74	2.88	2.81	2.98	2.96	2.92
TermiGen	1.93	2.07	1.99	2.00	2.73	2.45	2.59	2.59	2.44	2.44	2.75	2.54	2.24	2.34	2.42	2.33
Terminal-Traj	1.91	2.12	2.22	2.08	1.12	1.10	1.06	1.09	1.01	1.03	1.05	1.03	1.80	1.84	2.15	1.93

As shown in Table 15, Terminal-World consistently achieves the highest quality across all four dimensions and all three judge models. In particular, the high scores on both *environment-task consistency* and *environment quality* indicate that the synthesized task instructions are well aligned with their executable environments, rather than being valid only in isolation. These results demonstrate that our skill-driven synthesis pipeline can construct higher-quality terminal tasks and environments with stronger task-environment alignment.

C.5 Effect of Execution Guidelines

[Back to ToC](#)

To examine whether execution guidelines improve teacher trajectory collection, we randomly sample 500 tasks from Terminal-World and collect two sets of trajectories with the same DeepSeek-V3.2 teacher, holding all other settings fixed. In the *w/ guideline* setting, the teacher receives the skill-derived execution guideline G as input; in the *w/o guideline* setting, the teacher must infer the solution path from the task alone.

Table 16: **Effect of execution guidelines.** We compare teacher trajectories collected with and without skill-derived execution guidelines using DeepSeek-V3.2 on 500 sampled tasks.

Setting	Success	$\Delta_{rel}^{\%}$	Avg. Steps	$\Delta_{rel}^{\%}$
w/ guideline	39.6	–	12.66	–
w/o guideline	27.6	-30.3%	14.27	+12.7%

We evaluate trajectory efficiency using two metrics: task success rate and the average number of steps to completion, computed only over successful trajectories.

As shown in Table 16, execution guidelines substantially improve both reliability and efficiency. With guidelines, the teacher achieves a success rate of **39.6%**, compared with **27.6%** without guidelines, indicating a **30.3%** relative drop when guidelines are removed. Moreover, successful trajectories require only **12.66** steps on average with guidelines, compared with **14.27** steps without guidelines. These results show that skill-derived guidelines help the teacher avoid redundant exploration and produce more concise successful demonstrations. This supports our design choice of using G during trajectory collection while removing it from SFT inputs, enabling the student to learn from efficient demonstrations without depending on guideline information at inference time.

C.6 LLM-as-a-Judge Consistency Analysis

[Back to ToC](#)

Our pipeline relies on LLM-as-a-Judge at two distinct stages: task quality filtering (Sec. 3.2) and evaluation on DABench and TableBench (Sec. 4; Appendix B.1). To verify the reliability of these judgments, we conduct multi-judge consistency analyses using four independent judge models: Gemini-3-Flash, GPT-4.1, GLM-5, and Doubao-2.0-Pro, and additionally report human evaluation on randomly sampled subsets.

Task Quality Filtering. Table 17 reports inter-judge agreement for the five filtering criteria used in task quality filtering. We randomly sample 500 valid generated task specifications and ask each judge model to assign scores on a 0–5 scale. We further annotate a random subset of 200 samples with three independent human annotators. The two-way random-effects intraclass correlation coefficient ICC(2,1) ranges from 0.708 to 0.812 across criteria, with an overall ICC of 0.770,

indicating substantial agreement among the four judge models. The human scores are also close to the model-judge averages, supporting the reliability of the filtering procedure.

Table 17: **Multi-judge agreement for task quality filtering.** Each judge scores the five filtering criteria used in Sec. 3.2 on a 0–5 scale across 500 randomly sampled task specifications, where higher scores indicate better quality. **Avg.** denotes the average score across the four judges. **ICC(2,1)** reports the two-way random-effects absolute-agreement intraclass correlation coefficient among the four judges. **Human** reports scores from three independent human annotators averaged over a random subset of 200 samples.

Filtering Criterion	Judge Score				Avg.	ICC(2,1)
	Gemini-3-Flash	GPT-4.1	GLM-5	Doubao-2.0-Pro		
Instruction Quality	4.62	4.40	4.28	4.55	4.46	0.812
Closed-World Solvability	4.38	4.18	4.05	4.30	4.23	0.784
Blueprint Completeness	4.15	3.92	3.78	4.08	3.98	0.741
Guideline Quality	4.05	3.80	3.65	3.95	3.86	0.708
Evaluation Criteria Quality	4.52	4.30	4.18	4.42	4.36	0.795
Overall	4.34	4.12	3.99	4.26	4.18	0.770
Human (200 samples)	4.27	4.13	3.94	4.21	4.14	0.763

LLM-as-a-Judge on DABench and TableBench. Table 18 reports per-judge Pass@1 scores and majority-vote results on the full 500-instance DABench and TableBench test sets (Sec. 4; Appendix B.1) for three 32B models, together with human evaluation on a random subset of 200 instances per benchmark. Fleiss’ κ among the three audit judges (GPT-4.1, GLM-5, and Doubao-2.0-Pro) is 0.873 and 0.881 on the two benchmarks, respectively, indicating near-perfect agreement. The majority-vote results remain well aligned with both the individual judge scores and the human evaluation, confirming that the LLM-as-a-Judge evaluation is reliable.

Table 18: **Multi-judge agreement for LLM-as-a-Judge evaluation on DABench and TableBench.** We report Pass@1 judging results from Gemini-3-Flash, GPT-4.1, GLM-5, and Doubao-2.0-Pro on three 32B models. **Maj.** denotes majority-vote accuracy computed from the audit judges GPT, GLM, and Doubao. **Avg. Maj.** averages the majority-vote accuracies on DABench and TableBench. Fleiss’ κ among the audit judges is 0.873 for DABench and 0.881 for TableBench. **Human** reports Pass@1 scores from three independent human annotators on a random subset of 200 samples per benchmark.

Model	DABench						TableBench						Avg. Maj.
	Gemini-3-Flash	GPT-4.1	GLM-5	Doubao-2.0-Pro	Maj.	Human	Gemini-3-Flash	GPT-4.1	GLM-5	Doubao-2.0-Pro	Maj.	Human	
Qwen3-32B	44.4	42.0	43.0	44.6	43.4	42.0	26.4	24.0	25.0	26.0	25.2	23.5	34.3
Nemotron-Terminal-32B	81.6	78.4	80.0	82.0	80.4	78.5	72.4	70.0	71.6	73.0	71.8	70.0	76.1
Terminal-World-32B	83.6	81.0	82.4	84.0	82.8	81.0	71.6	69.6	70.4	72.0	70.8	68.5	76.8

D Prompt Templates

Prompt for Task Generation (Core Goal)

[Back to ToC](#)

You are creating realistic Linux-terminal tasks for training a terminal AI agent. Each task should be synthesized from two inputs: an Agent Skill and a Persona. The Agent Skill defines the core kind of work the task should require, including the underlying capability, workflow, and typical failure modes. The Persona provides the real-world setting in which that work would naturally arise, shaping the domain context, motivation, and tone of the request.

Your job is to combine these two inputs into a single self-contained terminal task that feels like a genuine piece of work someone would ask an autonomous coding agent to complete. The task should stay faithful to the core mechanics of the Agent Skill, while using the Persona to make the scenario specific, realistic, and grounded.

TASK ENVIRONMENT

Tasks run in an isolated Debian 13 (trixie) container and must be solvable entirely via bash.

Pre-installed tools include:

- Python 3.12, pip 25 · Node.js 20, npm 10 · Java 8 (OpenJDK)
- gcc/g++ 14, make, git, curl, wget, tmux
- apt-get for additional packages
- Working directory: /app (subdirs: /output, /logs, /tests, /solution)

INSTRUCTIONS

1. Relevance Check

Judge whether the Persona and Agent Skill are meaningfully related enough to produce a realistic task.

- If the pair is clearly mismatched, set 'pair_relevance' to "unrelated", give a concrete reason, set 'task_title' to "UNRELATED_PAIR", and leave all other content fields empty.
- If there is a plausible real-world connection, set 'pair_relevance' to "related" and generate the full task below.

2. Instruction

The "instruction" field is the exact prompt the agent will see. It should describe a self-contained terminal task grounded in the Agent Skill. Aim for a task that is challenging yet solvable in the sandbox, and whose success can be verified through observable outputs.

3. Initial Files

Each entry in "initial_files" must include:

- **generation_mode**: "llm_direct" | "local_tool" | "remote_fetch"
- **description**: A complete reproduction spec -- file format, internal structure, scale, 2-3 concrete example values, and any deliberate anomalies the agent must handle.

4. Setup Steps

An ordered list of environment preparation steps (natural language, not shell commands). Use [] if no extra setup is needed.

5. Evaluation Criteria

Each criterion must be precise enough to translate directly into a pytest assertion -- include exact file paths, key names, value thresholds, and expected formats.

6. Output Format

Output STRICTLY as a JSON object. Do not include markdown fences or text outside the JSON.

```
# INPUTS
## Agent Skill
{skill}

## Persona
{persona}
```

Prompt for Guideline Generation

[Back to ToC](#)

You are generating an execution guideline for a terminal-agent SFT data synthesis pipeline. The guideline guides the agent through the task step-by-step.

```
# REQUIREMENTS
```

Each step must be:

- **Actionable**: include the specific command, file path, or edit
- **Verifiable**: say how to confirm it worked
- **Ordered**: respect task dependencies

Extract concrete steps from the Agent Skill's SOP when available. Prefix critical caveats with "IMPORTANT:" or "WARNING:". Do not leak final file content or complete solutions.

Each step should be written as a single string in this style:

```
"Step N: <action> -- <exact command or edit> -- <verification or warning>"
```

```
# GOOD EXAMPLES
```

- "Step 1: Benchmark current state -- Run 'du -sh public/images/' and 'find public/images -type f -name "*.png" | wc -l' to measure baseline."
- "Step 2: Update schema.prisma generator -- Change provider from 'prisma-client-js' to 'prisma-client', add output = '../src/generated/prisma'."
- "Step 3: Run 'bunx prisma generate' and verify generated client appears at packages/db/src/generated/prisma/."
- "Step 4: IMPORTANT: Verify prisma/client remains in package.json dependencies (do NOT remove -- needed at runtime)."

Avoid vague steps like "Inspect the project" or "Fix any errors" that lack specific commands or targets.

```
# OUTPUT FORMAT
```

Return STRICTLY as a JSON object:

```
{"guideline": ["Step 1: ...", "Step 2: ..."]}
```

Do not include markdown fences, explanation, or any text outside the JSON.

```
# INPUTS
```

```
## Skill
{skill}
```

```
## Core Goal
{core_goal_json}
```

Prompt for Task Quality Judgment

[Back to ToC](#)

You are an expert quality evaluator for bash terminal tasks. Your job is to evaluate the quality of the task specification across five dimensions (0-5 each) and justify each score.

INPUT

Persona (the user role that motivates this task)
{persona_text}

Skill (the technical capability being exercised)
{skill_text}

Generated Goal (the full task specification to evaluate)
{goal_json}

IMPORTANT JUDGING PRINCIPLES

- Judge for realism, task quality, and training value -- not for rigid formatting.
- A concise, natural instruction can receive a high score.
- Do NOT require a fixed opener, numbered list, or a "Requirements:" section.
- High scores should reflect realistic task framing, clear task intent, strong skill alignment, solvability, and verifiability.

EVALUATION DIMENSIONS

Dim 1 -- Instruction Quality (instruction_quality)
Is the instruction realistic, skill-aligned, actionable, and clear enough for the agent to start the right kind of work?

- 5 - Realistic, strongly skill-aligned, clear goal and success condition.
- 4 - Strong and usable; slightly synthetic or less precise than ideal.
- 3 - Executable but generic or partially under-specified.
- 2 - Weakly aligned with the skill, artificial, or too vague.
- 1 - Barely actionable or missing the task's core objective.
- 0 - Self-contradictory, incoherent, or not a workable instruction.

Dim 2 -- Solvable & Closed-World (solvable_closed_world)
Can the task be completed entirely inside an isolated container without internet access, private credentials, or privileged operations?

- 5 - Strictly closed-world; all dependencies and data are in the blueprint.
- 4 - Essentially closed-world; a few installable deps; no external data needed.
- 3 - Likely closed-world; some unclear details can reasonably be filled in.
- 2 - Significant external-dependency risk or critical data gaps.
- 1 - Highly unsolvable -- critical inputs missing or strong external dependencies.
- 0 - Definitely unsolvable or contradicts environment constraints.

Dim 3 -- Blueprint Completeness (blueprint_completeness)
Is the environment blueprint specific enough to construct the environment deterministically?

- 5 - All 5 categories complete: filesystem, data schema, deps, entrypoints, validation.
- 4 - At least 4 of 5 categories covered; minor details missing.
- 3 - Buildable but 1-2 of schema/versions/validation are missing.
- 2 - Too abstract; builder must guess extensively.
- 1 - Nearly unbuildable environment.
- 0 - Empty blueprint or clearly inconsistent with the instruction.

Dim 4 -- Guideline Quality (guideline_quality)
Does the guideline drive a realistic terminal trace with correct ordering, appropriate granularity, checkpoints, and SOP coverage -- without spoiling the final answer?

```

5 - Captures skill workflow well; sensible ordering, useful checkpoints, no
spoilers.
4 - Strong and useful; slightly coarse or sparse on checkpoints.
3 - Usable but generic; some workflow value, incomplete ordering or checkpoints.
2 - Too abstract to guide execution, or too script-like and overprescriptive.
1 - Does not match instruction/blueprint, or steps are disordered.
0 - No guideline or completely unusable.

## Dim 5 -- Evaluation Criteria Quality (evaluation_criteria_quality)
Do the evaluation criteria clearly define how task completion will be assessed?
Can they be translated into reliable black-box pytest checks without guessing?
5 - Explicit, outcome-focused, concrete, and directly translatable to pytest.
4 - Mostly strong; minor ambiguity but overall reliably judgeable.
3 - Partially useful but incomplete or vague on at least one important condition.

2 - Weak or underspecified; difficult to translate into stable assertions.
1 - Mostly unusable; major conditions missing, vague, or subjective.
0 - Absent, contradictory, or cannot assess task completion at all.

# OUTPUT FORMAT

Respond with ONLY a JSON object -- no markdown fences, no explanation outside the
JSON.

{
  "instruction_quality": {"score": <0-5>, "reason": "..."},
  "solvable_closed_world": {"score": <0-5>, "reason": "..."},
  "blueprint_completeness": {"score": <0-5>, "reason": "..."},
  "guideline_quality": {"score": <0-5>, "reason": "..."},
  "evaluation_criteria_quality": {"score": <0-5>, "reason": "..."}
}

```

Prompt for File Generation (11m_direct mode)

[Back to ToC](#)

You are an expert environment builder for AI coding agent benchmarks.

Given a task description, environment blueprint, and a target file to generate, create the actual file content for that specific file.

```
# Task Instruction
{instruction}
```

```
# Environment Blueprint
{blueprint}
```

```
# Target File to Generate
{target_file}
```

```
# Previously Generated Files
{previous_files}
```

```
# Instructions
```

Generate the content for the target file based on:

1. The file's description and filepath
2. The task instruction (what the agent needs to accomplish)
3. The overall environment context (system requirements, pre-setup)
4. Previously generated files (maintain consistency with imports, APIs, etc.)

You MUST end your response with a ‘‘json fenced code block -- this block is required.

The JSON object must have exactly two fields:

- "filepath": the exact path from the target file
- "content": the full file content as a string

Prompt for File Generation (local_tool mode)

[Back to ToC](#)

[System]

You are a specialized local artifact generation agent running inside a Linux sandbox.

You must respond with exactly one required function call and nothing else.

Available tool:

```
python: {"target_filepath": string, "code": string, "timeout_sec": integer (optional)}
```

Rules:

- Only use the python tool.
- target_filepath must exactly match the requested target path.
- Use Python to create or repair the target artifact.
- Keep working until the tool observation reports a valid artifact.

[User]

Target file: {target_filepath}

Description: {file_description}

Task context (for reference only -- do NOT solve the whole task, only create the target artifact):

{instruction_summary}

Prompt for File Generation (remote_fetch mode)

[Back to ToC](#)

[System]

You are a specialized stateless remote fetch agent running inside a Linux sandbox.

You must respond with exactly one required function call and nothing else.

Available tools:

```
web_search: {"query": string, "top_k": integer (optional), "domain_hint": string (optional)}
fetch_page: {"url": string, "mode": "http"|"dynamic"|"stealth", "timeout_ms": integer (optional)}
download_file: {"url": string, "save_as": string, "timeout_ms": integer (optional)}
```

Rules:

- Stateless: do not assume browser state or session reuse between actions.
- save_as must exactly match the requested target path.
- Use search, fetch, and download as separate steps.
- Keep working until the downloaded artifact validates successfully.

[User]

Target file: {target_filepath}

Description: {file_description}

Task context (for reference only -- do NOT solve the whole task, only fetch the target artifact):

{instruction_summary}

Prompt for File Verification

[Back to ToC](#)

[System]

You are a file verifier agent running inside a Linux sandbox.

Your role is verification-only.

Rules:

- You are not a task-solving agent.
- Your scope is limited to the declared filepaths and their file specifications.
- Use shell commands only to inspect the provided files.
- Do NOT modify files, use network access, or evaluate runtime state.
- Prefer status="continue" whenever evidence is incomplete.
- Respond with exactly one JSON object per turn.
- Continue mode must use: analysis, status="continue", commands
- Finalize mode must use: analysis, status="finalize", result
- Finalize result keys: overall_verdict, file_findings, global_findings
- overall_verdict must be exactly "pass" or "fail"
- Each item in file_findings: {filepath, reason, repair_instructions}
- Each item in global_findings: {reason, primary_owner, repair_instructions} (primary_owner: "llm_direct" | "specialized" | "unattributed")
- If overall_verdict is "pass", both findings arrays must be empty.
- If overall_verdict is "fail", at least one finding must be present.
- repair_instructions must be concrete and actionable for the repair agent.

Valid response examples:

Continue:

```
{
  "analysis": "Need to check file content.",
  "status": "continue",
  "commands": ["cat /app/data.csv"]
}
```

Finalize (pass):

```
{
  "analysis": "All files match their specifications.",
  "status": "finalize",
  "result": {"overall_verdict": "pass", "file_findings": [], "global_findings": []}
}
```

Finalize (fail):

```
{
  "analysis": "Found a mismatch in /app/example.txt.",
  "status": "finalize",
  "result": {
    "overall_verdict": "fail",
    "file_findings": [{
      "filepath": "/app/example.txt",
      "reason": "Content does not match the declared format.",
      "repair_instructions": "Rewrite /app/example.txt to match the declared format."
    }],
    "global_findings": []
  }
}
```

```

[User]
Task instruction:
{instruction}

Verification scope:
- Only verify the declared filepaths below.
- Ignore runtime state and broader task completion.

Files to verify:
{file_lines}

File-only verification objective:
- Verify each declared file against its description and the task instruction.
- Only use global_findings for still-file-scoped cross-file issues.
- If you fail any file or emit any global finding, include detailed
  repair_instructions.

Initial workspace tree (initial hint only):
{workspace_tree}

```

Prompt for Environment Setup (env build)

[Back to ToC](#)

You are an expert DevOps engineer setting up a Linux sandbox environment for an AI coding agent. Your job is ONLY to prepare the environment -- install system packages, language runtimes, and libraries. You must NOT write application code or execute the task itself.

```

# Base Environment (already provisioned -- do NOT reinstall these)
- OS: Debian 13 (trixie), kernel 6.1.x, x86_64
- User: user (uid=1000), non-root. Use sudo for privileged operations.
- Working directory: /app
- Pre-installed: Python 3.12, pip 25.x, Node.js 20.x, npm 10.x, Java 8 (OpenJDK),
  gcc/g++ 14.x, make 4.x, git 2.x, curl 8.x, wget 1.x
- Harbor directories (perms=777): /logs/agent, /logs/verifier, /tests, /app, /
  output, /solution

```

```

# Task Instruction (for context only -- do NOT execute this task)
{instruction}

```

```

# Environment Blueprint
{blueprint}

```

```

# Pre-seeded Assets
The following assets have already been written into the sandbox. Reference them
directly (e.g. 'pip install -r /app/requirements.txt'). Do NOT recreate or
overwrite them.

```

```

{pre_seeded_files}

```

```

# Instructions
Generate shell commands to ONLY:
1. Execute each step listed in setup_steps, in order
2. Create necessary directories
3. Install from any dependency manifest in the pre-seeded assets
4. Start or configure required services, environment variables, and permissions

```

```

IMPORTANT:
- HIGHEST PRIORITY: Never create, download, or overwrite any pre-seeded asset path
- Scope is limited to environment configuration only -- no application source code
- Do NOT execute the task (e.g. do NOT run 'node index.js' or 'python main.py')

```

- When using sudo with network commands, ALWAYS use 'sudo -E' to preserve proxy env vars

End your response with a ""bash fenced code block containing the commands.

Prompt for Environment Verification (env verify)

[Back to ToC](#)

You are an expert DevOps engineer verifying that a Linux sandbox environment has been correctly set up. A setup script has already been executed successfully (exit code 0). Your job is to generate verification commands that check whether the environment is truly ready for the task.

Base Environment (already provisioned)

- OS: Debian 13 (trixie), kernel 6.1.x, x86_64; Working directory: /app
- Pre-installed: Python 3.12, Node.js 20.x, Java 8, gcc/g++ 14.x, make, git, curl, wget

Task Instruction (for context -- do NOT execute this task)

{instruction}

Environment Blueprint

{blueprint}

Pre-seeded Assets

{pre_seeded_files}

Setup Script That Was Executed

{setup_script}

Instructions

Generate shell commands that ONLY verify the environment is ready:

1. Check that required packages/libraries are importable (e.g. 'python3 -c "import flask"', 'node -e "require('express')"')
2. Check that required CLI tools are available (e.g. 'which gcc', 'java -version')
3. Check that required directories exist
4. Check that dependency versions meet requirements if specific versions were requested

IMPORTANT:

- Do NOT install anything -- only verify
- Do NOT execute the task itself or write application code
- The script does NOT use 'set -e' -- all commands run even if some fail

End your response with a ""bash fenced code block containing the verification commands.

Prompt for Environment Repair (env repair)

[Back to ToC](#)

You are an expert DevOps engineer fixing a failed sandbox environment setup. Your job is ONLY to prepare the environment -- install packages and configure services. You must NOT write application code or execute the task.

Base Environment (already provisioned -- do NOT reinstall these)

- OS: Debian 13 (trixie), kernel 6.1.x, x86_64; Working directory: /app
- Pre-installed: Python 3.12, Node.js 20.x, Java 8, gcc/g++ 14.x, make, git, curl, wget

```

# Task Instruction (for context only -- do NOT execute this task)
{instruction}

# Environment Blueprint
{blueprint}

# Pre-seeded Assets
The following assets will be re-written before your commands run. Do NOT recreate
them.

{pre_seeded_files}

# Previous Setup Commands
{commands}

# Command Failure Details
{errors}

# Instructions
The previous attempt failed. The next attempt runs in a FRESH sandbox -- do NOT
rely on any side effects from the previous attempt.

Generate a FULL corrected list of setup commands (not a patch/delta). All commands
will be combined into a single bash script with 'set -euxo pipefail' and executed
once.

IMPORTANT:
- HIGHEST PRIORITY: Never create, download, or overwrite any pre-seeded asset path
- Scope is limited to environment configuration only -- no application source code
- Do NOT execute the task (e.g. do NOT run 'node index.js' or 'python main.py')
- When using sudo with network commands, ALWAYS use 'sudo -E' to preserve proxy
  env vars

End your response with a ""bash fenced code block containing the full corrected
commands.

```

Prompt for Pytest Verifier Generation

[Back to ToC](#)

You are generating a pytest-based task verifier for a terminal benchmark task.

Your verifier will run AFTER the agent has finished executing the task, inside the SAME sandbox state. Do not assume the environment is restarted. Verify ONLY whether the task was actually completed -- do not inspect the agent's messages or tool traces.

You must output a JSON object with this exact schema:

```

{
  "system_packages": ["..."],
  "python_packages": ["..."],
  "helper_files": [{"path": "tests/filename.ext", "content": "..."}],
  "test_outputs_py": "...
}

```

Rules:

1. The verifier must use pytest.
2. 'test_outputs_py' must contain valid Python source code.
3. Tests must be black-box.
4. Prefer verifying via files, command behavior, local HTTP behavior, or deterministic end-to-end examples.
5. Tests must be deterministic and self-contained.

6. Avoid network access unless the task explicitly requires localhost access.
7. Only add packages required by the verifier itself.
8. Put any extra test assets into 'helper_files'.
9. Do not generate explanations outside the JSON.

```

# Instruction
{instruction}

# Evaluation Criteria
{evaluation_criteria}

# Target Output File
{target_output_file}

# Initial Text Files (ACTUAL CONTENT -- already present in environment)
IMPORTANT: These files already exist when the agent starts. DO NOT test for them.
They are provided as context only.

{initial_text_files}

# Initial Asset Files (METADATA ONLY -- already present in environment)
IMPORTANT: These files exist but only metadata is provided. Do NOT assume actual
content.

{initial_asset_files}

# Validated Environment File Paths
{validated_filepaths}

CRITICAL RULES:
- DO NOT test whether initial files exist (guaranteed to exist)
- DO NOT test initial file content (already validated)
- ONLY test whether the evaluation criteria are met
- Test what the AGENT creates, not what the environment provides

```

System Prompt for Terminus2 Agent (JSON Format)

[Back to ToC](#)

You are an AI assistant tasked with solving command-line tasks in a Linux environment. You will be given a task description and the output from previously executed commands. Your goal is to solve the task by providing batches of shell commands.

Format your response as JSON with the following structure:

```

{
  "analysis": "Analyze the current state based on the terminal output. What has
been accomplished? What still needs to be done?",
  "plan": "Describe your plan for the next steps. What commands will you run and
why? Be specific about what you expect each command to accomplish.",
  "commands": [
    {"keystrokes": "ls -la\n", "duration": 0.1},
    {"keystrokes": "cd project\n", "duration": 0.1}
  ],
  "task_complete": true
}

```

Required fields:

- "analysis": Your analysis of the current situation
- "plan": Your plan for the next steps
- "commands": Array of command objects to execute

Optional fields:

- "task_complete": Boolean indicating if the task is complete (defaults to false)

Command object structure:

- "keystrokes": Exact keystrokes to send to the terminal (required, must end with \n)
- "duration": Seconds to wait before executing the next command (default: 1.0)

IMPORTANT: The text inside "keystrokes" is sent verbatim to the terminal:

- Every command must end with \n or it will not execute.
- Special key sequences use tmux-style escape sequences: C-c for Ctrl+C, C-d for Ctrl+D.

The "duration" attribute controls how long to wait for output before proceeding:

- Immediate commands (cd, ls, echo, cat): 0.1 s
- Standard commands (gcc, find, rustc): 1.0 s
- Slow commands (make, wget, long scripts): set an appropriate value as needed
- Prefer shorter durations; poll by sending {"keystrokes": "", "duration": 10.0} rather than blocking.

Important notes:

- Send keystrokes exactly as written; do not add extra whitespace unless intended.
- Extra text outside the JSON generates warnings but is tolerated.
- The JSON must be valid -- escape quotes and special characters inside strings.
- An empty "commands" array is valid when you need to observe without acting.

Task Description:

`{instruction}`

Current terminal state:

`{terminal_state}`

Prompt for Environment Quality Evaluation

[Back to ToC](#)

You are evaluating a Harbor-format terminal benchmark task.

Task directory: `{task_dir}`

Please read the task contents (instruction.md, environment/ files, tests/test_outputs.py or tests/test_final_state.py) and score it on four dimensions. Each dimension is scored 1-3:

1 = poor 2 = acceptable 3 = good

Important: base your scores ONLY on the file contents you read.

Ignore the directory path and any dataset name it may imply -- treat every task as anonymous.

Scoring dimensions:

1. terminal_nativeness

Does the task genuinely require terminal CLI operations (compilers, package managers, system commands, build tools, network tools)?

High score = real CLI toolchain required.

Low score = just writing files or trivial echo commands.

2. env_task_consistency

Do the pre-placed environment files and setup precisely match what the instruction requires?

High score = environment provides exactly the right scaffolding,

no excess or gap.
Low score = environment is empty, irrelevant, or contradicts the task.

3. env_quality

Are the environment files (Dockerfile, setup.sh, initial files) well-formed and credible?

High score = files are realistic, complete, and executable.

Low score = files are fabricated stubs, have obvious bugs, or are missing critical dependencies.

4. verifier_robustness

Do the pytest assertions in tests/ accurately distinguish task-complete from task-incomplete?

High score = assertions are specific, cover all key acceptance criteria from the instruction, low false-positive risk.

Low score = only checks file existence, or assertions are unrelated to the instruction requirements.

Important: if a dimension is not applicable (e.g. no tests/ directory exists), score it 1.

Respond with ONLY a JSON object, no other text:

```
{
  "terminal_nativeness": <1|2|3>,
  "terminal_nativeness_reason": "<one sentence>",
  "env_task_consistency": <1|2|3>,
  "env_task_consistency_reason": "<one sentence>",
  "env_quality": <1|2|3>,
  "env_quality_reason": "<one sentence>",
  "verifier_robustness": <1|2|3>,
  "verifier_robustness_reason": "<one sentence>"
}
```

E Data Examples

To complement the textual pipeline description in Section 3, this section presents *three stage-focused examples* drawn from the **Terminal-World** dataset. Rather than compressing an end-to-end rollout for every task, each example zooms into a single synthesis stage and displays its inputs and outputs verbatim so the reader can see the concrete shape of each artifact:

1. **Example E.1** illustrates **Task Generation** (§3.2): from a single (Skill S , Persona U) pair to the synthesized quadruple $(\mathcal{I}, \mathcal{E}, \mathcal{V}, \mathcal{G})$. We show all six artifacts verbatim.
2. **Example E.2** illustrates **Environment Building** (§3.3): a three-file blueprint is routed through three different sub-agents of the multi-agent GVR architecture, producing the initial files F , setup script B_{env} , and pytest verifier T_{test} .
3. **Example E.3** illustrates **Trajectory Collection** (§3.4): a multi-turn teacher-model rollout with verbatim analysis/plan/commands/observation for four representative steps.

E.1 Example 1: Task Generation — ELF Binary Parsing (Astrophysics)

[Back to ToC](#)

</> Stage-Focused Example 1 | Stage: Task Generation (§3.2)

① Input S — Agent Skill

```
---
name: elf-binary-analysis
description: >
  Analyze ELF binary files for reverse engineering, security research, and
  exploitation. Use this skill whenever the user needs to understand ELF
  structure, analyze program headers, section headers, symbols, relocations,
  GOT/PLT, or identify binary protections like RELRO, stack canaries, and PIE.
  Trigger on any request involving ELF files, binary analysis, readelf output
  interpretation, or exploitation reconnaissance.
tags: ['reverse-engineering', 'binary-analysis', 'elf']
source: github.com/abelguezr/hacktricks-skills
task_slug: binary-exploitation/elf-tricks
route_label: segment-buffer-allocation
---
```

② Input U — User Persona (FinePersonas)

```
An astrophysicist or a science writer covering recent developments in
astrophysics, particularly focused on gamma-ray bursts, gravitational
waves, and astronomical research.

labels: [Science, Academia, Space Exploration]
```

③ Output \mathcal{I} — Task Instruction

As an astrophysicist, I have a compiled binary tool `grb_processor.elf` used for gamma-ray burst data analysis. To validate its memory mapping and extract calibration constants, write a Node.js script that parses the ELF file. Your script should identify the `PT_LOAD` segment with `RW` flags (the data and BSS region), allocate a buffer with zero-padding for the BSS section, and extract 32-bit integer values from all 4-byte aligned virtual addresses within that segment. Output a JSON object where keys are virtual addresses as decimal strings and values are the 32-bit integers. Save the JSON to `/app/memory_map.json`.

④ Output \mathcal{E} — Environment Blueprint

Initial Files: `/app/grb_processor.elf` • mode: `local_tool`

ELF 64-bit LSB executable binary file. To generate, compile the following C program with `gcc -o /app/grb_processor.elf /tmp/source.c`. C source code:

```
#include <stdint.h>
int calibration = 271828;           // Euler's number * 100000
int flux_readings[255] = {0};     // 255 x 4 = 1020 bytes of initialized data
char photon_buffer[4096];        // uninitialized BSS (zero-padded at load time)
int main() { return 0; }
```

After compilation, `readelf -l` shows two `LOAD` segments: `LOAD[0]` (text, `R E`) with `VirtAddr=0x400000`, `FileSiz=0x238`, `MemSiz=0x238` — code only, not used for extraction; `LOAD[1]` (data+BSS, `RW`) with `VirtAddr=0x601000`, `FileSiz=0x400`, `MemSiz=0x1400`. Extraction targets only the `RW` `LOAD` segment: `MemSiz 0x1400 = 5120` bytes, yielding 1280 key-value pairs (`5120/4=1280`). `calibration` occupies the first 4 bytes of `LOAD[1]` at `VirtAddr=0x601000`.

Setup Steps

- Install `binutils` package via `apt-get` to ensure `readelf` command is available for ELF inspection.

⑤ Output \mathcal{V} — Evaluation Scope

- ✓ File `/app/memory_map.json` exists and contains valid JSON.
- ✓ JSON object has exactly **1280** key-value pairs, matching total `MemSiz 0x1400` bytes divided by 4.
- ✓ Key `'6295552'` (decimal for virtual address `0x601000`, start of the `RW` `LOAD` segment) has value **271828**.
- ✓ All keys in the JSON are strings that can be parsed as integers, and all values are numbers.

⑥ Output \mathcal{G} — Execution Guideline

- Step 1. Install binutils for readelf command — Run `apt-get update && apt-get install -y binutils` — Verify with `readelf -version`.
- Step 2. Inspect ELF header to confirm binary properties — Execute `readelf -h /app/grb_processor.elf` — Confirm output shows Class: ELF64 and little-endian.
- Step 3. Identify the data LOAD segment — Run `readelf -l /app/grb_processor.elf` — Locate the PT_LOAD entry with RW flags; note its VirtAddr (0x601000), FileSiz (0x400), and MemSiz (0x1400); confirm two LOAD segments exist.
- Step 4. Verify Node.js runtime — Run `node -version` — Ensure version is v14.x or higher for BigInt support.
- Step 5. **[IMPORTANT]** Create Node.js script with BSS handling — Write `/app/extract.js` implementing buffer allocation based on MemSiz and 4-byte aligned reads — Verify file creation with `ls -l /app/extract.js`.
- Step 6. Run extraction script — `node /app/extract.js /app/grb_processor.elf > /app/memory_map.json 2>&1` — Check exit code with `echo $?`; it should be 0.
- Step 7. Validate JSON output format — `head -c 200 /app/memory_map.json` — Confirm it starts with `{` and appears as valid JSON.
- Step 8. Final verification — use a Node.js one-liner to parse the JSON, verify key count is 1280 and value at `'6295552'` (VirtAddr 0x601000) is 271828.

🔗 Stage-Focused Example 2 | Stage: Environment Building (§3.3)

① Input — Environment Blueprint $\mathcal{E}_{\text{files}}$

Initial Files: (1) /app/quiz_data.json • mode: llm_direct

JSON array of objects with keys: student_id (int), topic (string, either 'algebra' or 'scientific_notation'), score (float or null), timestamp (ISO8601 string). 50 objects. Example objects:

```
{ "student_id": 101, "topic": "algebra", "score": 88.5, ... }  
{ "student_id": 102, "topic": "scientific_notation", "score": 85.5, ... }
```

Student_id 103 has a null score for algebra (missing data). Student_id 101 appears twice with different scores for algebra (88.5) and scientific_notation (92.0) — agent must map these to separate fields.

Initial Files: (2) /app/gradebook.csv • mode: llm_direct

CSV file with columns: id (int), name (string), algebra_grade (float), sci_not_grade (float), updated (ISO8601 string). 50 rows. Example rows:

```
101,Alice Johnson,90.0,88.5,2024-10-17T09:00:00  
102,Bob Smith,76.5,89.0,2024-10-17T09:05:00
```

Row for id 104 has algebra_grade=-1.0 (sentinel for missing data). Column id corresponds to student_id in other sources.

Initial Files: (3) /app/project_scores.parquet • mode: local_tool

Parquet file with columns: student_id (int), project_type (string, 'algebra' or 'scientific_notation'), project_score (int or string), date (string in YYYY-MM-DD format). 30 rows. Example: student_id=105, project_type='algebra', project_score=95, date='2024-10-18'. Three rows have project_score as string 'N/A' instead of integer (type inconsistency to handle). Scores are out of 100. The final merged output must store all score columns (algebra_score, sci_not_score) as float64 dtype.

Setup Steps

- Install pandas and pyarrow via pip to handle CSV, JSON, and Parquet file operations.

② Artifact F — Generated Initial Files (head of each)

Routed to \mathcal{A}_{llm_direct} — (1) /app/quiz_data.json:

```
[
  {"student_id": 101, "topic": "algebra", "score": 88.5, "timestamp": "2024-10-15T10:30:00"},
  {"student_id": 101, "topic": "scientific_notation", "score": 92.0, "timestamp": "2024-10-15T11:45:00"},
  {"student_id": 102, "topic": "scientific_notation", "score": 85.5, "timestamp": "2024-10-16T11:00:00"},
  {"student_id": 103, "topic": "algebra", "score": null, "timestamp": "2024-10-16T11:15:00"},
  {"student_id": 104, "topic": "algebra", "score": 77.0, "timestamp": "2024-10-15T09:00:00"},
  {"student_id": 104, "topic": "scientific_notation", "score": 82.5, "timestamp": "2024-10-15T10:00:00"},
  ... (44 more entries)
]
```

Routed to \mathcal{A}_{llm_direct} — (2) /app/gradebook.csv:

```
id,name,algebra_grade,sci_not_grade,updated
101,Alice Johnson,90.0,88.5,2024-10-17T09:00:00
102,Bob Smith,76.5,89.0,2024-10-17T09:05:00
103,Charlie Brown,82.0,81.5,2024-10-17T09:10:00
104,David Williams,-1.0,90.0,2024-10-17T09:15:00
105,Eva Martinez,91.0,89.5,2024-10-17T09:20:00
106,Frank Miller,85.0,84.0,2024-10-17T09:25:00
... (44 more rows)
149,Will Morgan,82.0,79.5,2024-10-17T12:35:00
150,Zoe Carter,88.5,91.0,2024-10-17T12:40:00
```

Routed to \mathcal{A}_{local_tool} — (3) /app/project_scores.parquet:

```
>>> import pandas as pd; df = pd.read_parquet('/app/project_scores.parquet')
>>> df.dtypes
student_id      int64
project_type    str
project_score   str      <- type inconsistency: some rows hold 'N/A'
date            str
>>> df.head(8)
  student_id  project_type  project_score  date
0         101         algebra             70  2024-10-16
1         102  scientific_notation             81  2024-10-13
2         103         algebra             95  2024-10-22
3         104  scientific_notation             91  2024-10-24
4         105         algebra             95  2024-10-18
5         106  scientific_notation            N/A  2024-10-17
6         107         algebra             94  2024-10-22
7         108  scientific_notation             86  2024-10-14
>>> df.shape
(30, 4)
```

③ Artifact B_{env} — Generated setup.sh

```
#!/usr/bin/env bash
set -euxo pipefail
cd /app

sudo -E pip install pandas pyarrow
```

4 Artifact T_{test} — Generated pytest Verifier

```
import pandas as pd, json, os, pytest
import numpy as np

def test_output_files_exist():
    assert os.path.exists("/app/merged_students.parquet")
    assert os.path.exists("/app/conflicts.json")

def test_merged_parquet_structure():
    df = pd.read_parquet("/app/merged_students.parquet")
    expected_cols = ['student_id', 'name', 'algebra_score', 'sci_not_score']
    assert set(df.columns) == set(expected_cols)
    assert pd.api.types.is_integer_dtype(df['student_id'])
    assert pd.api.types.is_float_dtype(df['algebra_score'])
    assert pd.api.types.is_float_dtype(df['sci_not_score'])
    assert df['student_id'].dtype == 'int64'

def test_row_count():
    quiz = pd.read_json("/app/quiz_data.json")
    gradebook = pd.read_csv("/app/gradebook.csv")
    project = pd.read_parquet("/app/project_scores.parquet")
    all_ids = set(quiz['student_id']) | set(gradebook['id']) | set(project['student_id'])
    df = pd.read_parquet("/app/merged_students.parquet")
    assert len(df) == len(all_ids)
    assert set(df['student_id']) == all_ids

def test_priority_and_data_logic():
    df = pd.read_parquet("/app/merged_students.parquet")
    # Student 101: Quiz(alg=88.5, sci=92.0) beats Gradebook(alg=90.0, sci=88.5) by priority.
    s101 = df[df['student_id'] == 101].iloc[0]
    assert s101['algebra_score'] == 88.5
    assert s101['sci_not_score'] == 92.0
    # Student 103: Quiz(alg=null) -> fallback to Gradebook(alg=82.0).
    s103 = df[df['student_id'] == 103].iloc[0]
    assert s103['algebra_score'] == 82.0
    # Student 104: Quiz(alg=77.0) beats Gradebook(alg=-1.0 sentinel).
    s104 = df[df['student_id'] == 104].iloc[0]
    assert s104['algebra_score'] == 77.0
    assert s101['name'] == "Alice Johnson"
    # Student only in Gradebook.
    s149 = df[df['student_id'] == 149].iloc[0]
    assert s149['name'] == "Will Morgan"
    assert s149['algebra_score'] == 82.0

def test_conflicts_json_content():
    with open("/app/conflicts.json", 'r') as f:
        data = json.load(f)
    assert "total_conflicts" in data
    assert "conflicts" in data
    assert isinstance(data['conflicts'], list)
    # Student 101 had a conflict on algebra_score (Quiz 88.5 vs Gradebook 90.0).
    for conflict in data['conflicts']:
        if conflict['student_id'] == 101 and conflict['field'] == 'algebra_score':
            assert conflict['selected_value'] == 88.5
            assert 'quiz' in conflict['values']
            assert 'gradebook' in conflict['values']
    # General priority check: selected_value must match highest-priority non-missing source.
    for conflict in data['conflicts']:
        vals, selected = conflict['values'], conflict['selected_value']
        priority_val = None
        for src in ['quiz', 'gradebook', 'project']:
            val = vals.get(src)
            if val is not None and val != -1.0 and val != 'N/A' \
               and not (isinstance(val, float) and np.isnan(val)):
                priority_val = val
                break
        if priority_val is not None:
            assert float(selected) == float(priority_val)
```

</> Stage-Focused Example 3 | Stage: Trajectory Collection (§3.4)

Slide 1: Introduction to Adolescent Depression

Slide 2: Cognitive Behavioral Therapy (CBT)

Slide 3: Medication: SSRIs like fluoxetine

Slide 4: Interpersonal Therapy (IPT)

Slide 5: Family-Based Treatment

Slide 1

Slide 2

Slide 3

Slide 4

Slide 5

1 Step 2 (of 11) — Install ffmpeg

analysis We're at /app with a fresh terminal. The task is to process a video file using OCR to extract treatment methods and save a cleaned list. A checklist is provided with 10 steps. We need to start with step 1: update package lists.

plan Execute step 1: run apt-get update to update package lists. Then proceed to step 2: install ffmpeg.

commands

```
apt-get update
apt-get install -y ffmpeg
```

observation

```
/app $ apt-get update
Hit:1 http://mirrors.tuna.tsinghua.edu.cn/debian trixie InRelease
Reading package lists... Done
/app $ apt-get install -y ffmpeg
Reading package lists... Done
Building dependency tree... Done
ffmpeg is already the newest version (7:7.1.3-0+deb13u1).
0 upgraded, 0 newly installed, 0 to remove and 79 not upgraded.
```

2 Step 6 (of 11) — Extract video frames with ffmpeg

analysis All prerequisites installed. Proceed to step 6: extract video frames. Create /app/frames and run ffmpeg at fps=1.

plan mkdir -p /app/frames, then ffmpeg with fps=1. Verify with find ... | wc -l.

commands

```
mkdir -p /app/frames
ffmpeg -i /app/education_video.mp4 -vf "fps=1" /app/frames/frame_%04d.png
find /app/frames -name "*.png" | wc -l
```

observation

```
/app $ ffmpeg -i /app/education_video.mp4 -vf "fps=1" /app/frames/frame_%04d.png
ffmpeg version 7.1.3-0+deb13u1 Copyright (c) 2000-2025 the FFmpeg developers
...
Input #0, mov,mp4,m4a,3gp,3g2,mj2, from '/app/education_video.mp4':
Duration: 00:00:15.00, start: 0.000000, bitrate: 21 kb/s
Stream #0:0: Video: h264 (High) (avc1/0x31637661), yuv420p, 1280x720, 20 kb/s, 1 fps
Stream mapping:
Stream #0:0 -> #0:0 (h264 (native) -> png (native))
Output #0, image2, to '/app/frames/frame_%04d.png':
Stream #0:0: Video: png, rgb24, 1280x720, q=2-31, 1 fps
frame= 15 fps=0.0 q=-0.0 Lsize=N/A time=00:00:15.00 bitrate=N/A speed= 157x
/app $ find /app/frames -name "*.png" | wc -l
15
```

③ Step 7 (of 11) — Author ocr.py, run OCR

analysis Frame extraction successful: 15 frames. Now step 7: create OCR script and run it.

plan Create /app/ocr.py that globs frames, runs pytesseract on each, and appends to all_text.txt.

commands

```
import cv2, pytesseract, glob

frames_dir = '/app/frames'
output_file = '/app/all_text.txt'

frame_paths = sorted(glob.glob(f'{frames_dir}/frame*.png'))
all_text = []
for path in frame_paths:
    img = cv2.imread(path)
    if img is None:
        continue
    text = pytesseract.image_to_string(img)
    all_text.append(text)

with open(output_file, 'w') as f:
    f.write('\n'.join(all_text))
```

observation

```
/app $ python3 /app/ocr.py
/app $ wc -l /app/all_text.txt
29 /app/all_text.txt
/app $ head -c 200 /app/all_text.txt
Slide 1: Introduction to Adolescent Depression
Slide 1: Introduction to Adolescent Depression
Slide 2: Cognitive Behavioral Therapy (CBT)
Slide 2: Co. . .
```

④ Step 9 (of 11) — Refine parse.py to filter out the intro slide

analysis Step 8 produced an initial parse with 5 unique lines, including the non-treatment *Introduction to Adolescent Depression*. Filter by treatment-related keywords.

plan Rewrite /app/parse.py with a keyword whitelist [therapy, treatment, medication, cbt, ssri, antidepressant], dedup, re-run, verify ≥ 4 lines and CBT presence.

commands

```
input_file = '/app/all_text.txt'
output_file = '/app/treatment_list.txt'
keywords = ['therapy', 'treatment', 'medication', 'cbt', 'ssri', 'antidepressant']

with open(input_file, 'r') as f:
    lines = f.read().splitlines()

treatments = set()
for line in lines:
    line = line.strip()
    if not line:
        continue
    if line.startswith('Slide'):
        parts = line.split(':', 1)
        if len(parts) == 2:
            treatment = parts[1].strip()
            if treatment and any(kw in treatment.lower() for kw in keywords):
                treatments.add(treatment)

with open(output_file, 'w') as f:
    for t in sorted(treatments):
        f.write(t + '\n')
```

observation

```
/app $ python3 /app/parse.py
Extracted 4 unique treatments.
/app $ cat /app/treatment_list.txt
Cognitive Behavioral Therapy (CBT)
Family-Based Treatment
Interpersonal Therapy (IPT)
Medication: SSRIs like fluoxetine
/app $ wc -l /app/treatment_list.txt
4 /app/treatment_list.txt
/app $ grep -q "Cognitive Behavioral Therapy\|CBT" /app/treatment_list.txt && echo "Contains CBT"
Contains CBT
```

⑤ Verification Result (downstream pytest)

Test Case	Status	Metric	Value
test_treatment_list_exists	✓ PASSED	file present	/app/treatment_list.txt
test_treatment_list_min_lines	✓ PASSED	line count	≥ 4 (actual: 4)
test_cbt_present	✓ PASSED	CBT keyword	found
test_ssri_present	✓ PASSED	SSRI keyword	found
test_ipt_present	✓ PASSED	IPT keyword	found
test_family_based_present	✓ PASSED	FBT keyword	found
Reward		1.0	(6/6 passed, 11 steps)