

DynaMate2: Democratization of Agentic AI for Expert-Designed Custom Workflows

Orlando A. Mendible-Barreto¹, Ajay Vallabh², Ubaldo M. Córdova-Figueroa², and
Yamil J. Colón^{1*}

¹Department of Chemical and Biomolecular Engineering, University of Notre Dame, Notre Dame, IN, 46556

²Department of Chemical Engineering, Universidad de Puerto Rico – Mayagüez, PR, 00680

*Corresponding author: ycolon@nd.edu

Abstract

Scientific workflows in computational chemistry and materials science typically involve multiple interdependent steps, such as model preparation, system construction, simulation execution, and data analysis, that researchers have refined over the years into highly specialized, validated codebases. While large language model (LLM) agent frameworks have demonstrated the potential to automate such workflows, existing systems are built for specific, pre-defined task sequences. Adapting them to new domains or integrating custom expert-developed tools requires substantial programming expertise, which limits their adoption across the broader scientific community. Here we present DynaMate2, a hierarchical agentic framework and open-source template whose central design goal is to lower the barrier for any researcher to convert their existing expert-defined Python functions into AI-callable tools within a supervised multi-agent pipeline. The key design principle is that the LLM is never asked to generate scientific code since all domain logic resides in expert-defined tools. The LLM's sole responsibility is to route tasks, select the appropriate tool, and use outputs to guide subsequent actions. DynaMate2 is built on LangGraph and centers on a persistent agent pool supervised by a routing LLM that decomposes high-level goals, delegates subtasks to specialist agents, and aggregates results in a closed feedback loop. Tools and agents can be registered at runtime from inline code, existing source files, or plain-language descriptions, and all extensions persist automatically across sessions. We demonstrate the framework through an end-to-end molecular dynamics workflow covering machine-learning interatomic potential (MLIP) foundation model retrieval, periodic simulation box construction, NVT molecular dynamics using the MLIP, and automated trajectory analysis, executed from a single natural-language instruction. We provide a Tool Registration Protocol that guides researchers step-by-step through the process of integrating their validated code into the framework. DynaMate2 is released as an open-source reference implementation with a web-based interface and is designed to serve as a reusable template for community-driven extension across arbitrary scientific domains.

1. Introduction

Large language model (LLM)-based agentic frameworks have rapidly evolved from simple chatbots into complex orchestrators capable of planning, executing, and analyzing results from multi-step scientific workflows. In the context of computational chemistry and molecular dynamics (MD) simulations, frameworks such as ChemCrow¹, CACTUS², QUASAR³, El Agente⁴, MDCrow⁵, and others⁶⁻⁸ have demonstrated that LLMs augmented with expert-designed tools can automate tasks related to molecular design, reaction planning, and simulation setup by translating natural language into executable actions. Specialized agents such as ChatMOF⁹ and other chemistry-focused frameworks¹⁰⁻¹² have further used retrieval-augmented generation (RAG) to integrate knowledge bases including peer-reviewed literature and simulation data, to provide context-aware suggestions that improve the reliability and consistency of MD and cheminformatics workflows.

Despite this progress, a fundamental limitation persists: existing agentic frameworks are developed for specific, pre-defined series of tasks. Once built for a particular workflow, they can help users automate that pipeline.⁶ However, when users need to integrate new tools, adapt to new domains, or extend the framework beyond its original scope, usability becomes severely limited. New and experienced users alike face significant technical barriers when trying to incorporate their own tools into an agentic framework, and many ultimately opt out of the approach entirely.¹³

This limitation is particularly consequential for the broader scientific community. Research groups across many fields have invested years (sometimes decades) building specialized, validated codebases for custom analysis and simulation workflows. These tools often manage terabytes of data through carefully developed procedures that encode deep domain expertise.¹⁴ They work well as standalone codes. What is missing is the ability to *automate* these workflows, and more importantly, to make them *components of a broader agentic pipeline* that an LLM supervisor can coordinate alongside other tools for more complex, multi-step tasks. This gap between existing expert-developed tools and AI-driven automation is a primary factor limiting the adoption of agentic frameworks across scientific and industrial fields.

The first version of DynaMate¹⁵ provided a reusable template for automating these expert-validated workflows and custom tasks in scientific workflows. It comprised multiple MD-focused agents but effectively behaved as a single-agent system: for a given prompt, only one agent was selected to invoke one of its tools and return a response, with no inter-agent communication or coordination. This required users to manually decompose workflows into multiple prompts and iteratively steer the system. As the number of tools, agents, and targeted workflows increased, this approach became increasingly inefficient, highlighting the need for hierarchical mechanisms to enable greater autonomy and robustness.

Here we present DynaMate2, designed with a clear primary objective: to provide a framework and template that any researcher can use to register their existing, expert-defined, and validated Python tools into an AI-supervised multi-agent pipeline without modifying the framework's source code or requiring deep machine learning expertise. The critical design principle that distinguishes DynaMate2 from code-generation approaches is that the LLM is not responsible for producing scientific code unless the user explicitly requests it. All domain logic resides in expert-defined, validated functions. The LLM's sole role is to decompose goals, generate plans, select the appropriate registered tool, and use tool outputs to guide subsequent actions. This removes the risk of LLM-generated code errors in critical computations and preserves the integrity of the expert's domain knowledge.

DynaMate2 achieves this through a hierarchical architecture built on LangGraph¹⁶, in which a supervisor agent coordinates a pool of specialist agents, each equipped with user-registered tools. Tools can be added at runtime from inline code, existing source files, or plain-language descriptions, and all extensions persist across sessions. This enables researchers to iteratively build a custom agentic workflow over time, reusing and extending the same infrastructure across research projects. The framework is released as an open-source reference implementation intended to serve as a community template, with guidelines for extending the tool library and agent pool to arbitrary scientific domains.

The structure of this paper is as follows: Section 2 describes the hierarchical architecture of the agentic framework. Section 3 presents the Tool Registration Protocol, a step-by-step guide for integrating expert-defined code into the framework. Section 4 demonstrates the full capabilities through an end-to-end molecular dynamics workflow. Section 5 discusses current limitations and future directions.

2. Description of Hierarchical Architecture

Unlike LangChain-style linear chains or shallow branching pipelines, where components are composed in fixed sequences with limited feedback and looping, LangGraph treats the agent system as a dynamic state machine in which nodes can iteratively call each other, maintain memory, and react to evolving conversation states. LangGraph workflows are modeled as directed graphs, where nodes are agents or functions and edges encode how control and data flow between them, often conditioned on the current state. This graph abstraction enables complex behaviors such as retries, revisiting earlier steps, and agents that respond across many turns, rather than forcing everything into a one-shot or strictly linear chain.

Hierarchical agentic frameworks organize multiple AI agents into layered roles, as shown in Figure 1, with a higher-level supervisor agent that decomposes complex goals into structured sub-tasks and delegates them to lower-level specialist agents. These specialist agents use user-defined tools, which they execute and report back to higher-level agents, enabling role specialization across planning, routing, execution, and evaluation. This architecture treats LLMs as reasoning components within a coordinated hierarchy rather than as generic standalone endpoints.¹⁷

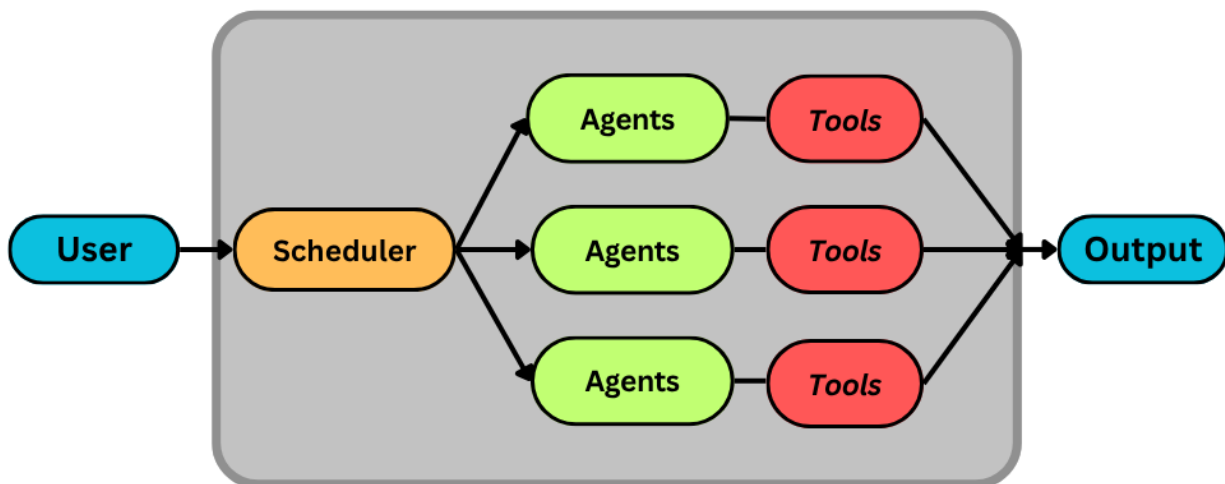


Figure 1. Schematic of the DynaMate¹⁵ hierarchical agentic framework using LangChain. The user interacts with the supervisor, which assigns tasks to specialized agents, each equipped with user defined tools. Solid arrows represent the information flow. Figure taken from Ref. 15

Tools are bound to specific agents and can take many forms: retrievers, APIs, code interpreters, simulators, databases, or actuators, implemented as Python functions. Information flows top-down as high-level intent and task assignments, laterally when a specialist agent coordinates multiple tools for a single sub-task, and bottom-up as structured results and feedback that supervisors aggregate to revise plans, reprioritize tasks, or trigger additional tool calls. Compared to single-agent workflows, hierarchical frameworks provide modularity (components can be swapped or improved independently), specialization (agents and tools optimized for narrow competencies), better error detection through supervisory review, more robust handling of long-horizon tasks through explicit decomposition, and greater scalability, since adding capacity means instantiating new worker agents rather than redesigning a monolithic system.

Recent systems that adopt this pattern include MetaGPT¹⁸, which assigns software-engineering roles to distinct agents coordinated by a shared message pool; CAMEL¹⁹, which pairs a user-proxy agent with a task-solving agent in a role-playing loop; and AutoGen²⁰, which provides a conversation-driven multi-agent framework in which agents negotiate tool use and verification steps. In scientific computing, analogous designs have been applied to autonomous chemical research (Coscientist²¹), drug discovery²², and alloy design (AtomAgents²³), each placing a planner or critic at the top of a hierarchy of specialist workers.

Despite this progress, a critical limitation persists across both general-purpose and domain-specific hierarchical frameworks: the agent architecture is fixed at deployment time. Adding a new tool or agent requires a developer to modify the source code and restart the system. This prevents domain scientists from adapting the system to their specific workflows without programming expertise. DynaMate2 (see Figure 2) addresses this gap by treating the agent pool itself as a dynamic, user-managed resource: tools can be registered from inline code, source files, or natural-language descriptions; agents can be added and removed; and all extensions persist automatically across sessions.

The user (blue block) sends a prompt to the framework and this is received by the “prompt enhancer” (green block). This agent has knowledge of the system's pool registry and uses this information to improve the prompt and signal which agents, tools, and inputs are needed to achieve the task. When complex tasks are requested, this prompt enhancer creates a plan, and this is then passed to the supervisor agent (purple). The supervisor has access to the tool registry and to all the specialized agents (orange blocks) that have tools that the user added (cyan blocks). Users can add, modify, and remove tools and agents directly from the prompt and can dynamically use them in the following prompt. The prompt enhancer agent, the supervisor and the specialized agents have access to the persistence layer, which stores all their information, and metadata about the user added tools. In the current implementations are saved as python scripts that the user can read and modify if needed, this behavior enables experts to fully maintain control of the scripts and tools being used through the agents.

The philosophy behind the design of DynaMate2 is that everyone should be able to implement agentic-AI into their existing scientific workflows, and by reducing the barrier separating manual and automated workflows, DynaMate2 aims to accelerate the rate at which scientific knowledge can be obtained. The general idea is that users can drag and drop their Python functions into the user-interphase (UI) and dynamically create a custom agentic framework for their specific application. In this work, we use molecular simulations as a test case to demonstrate how scripts that complete a small part of a workflow can be converted to agentic tools, which can then be used dynamically to easily automate it.

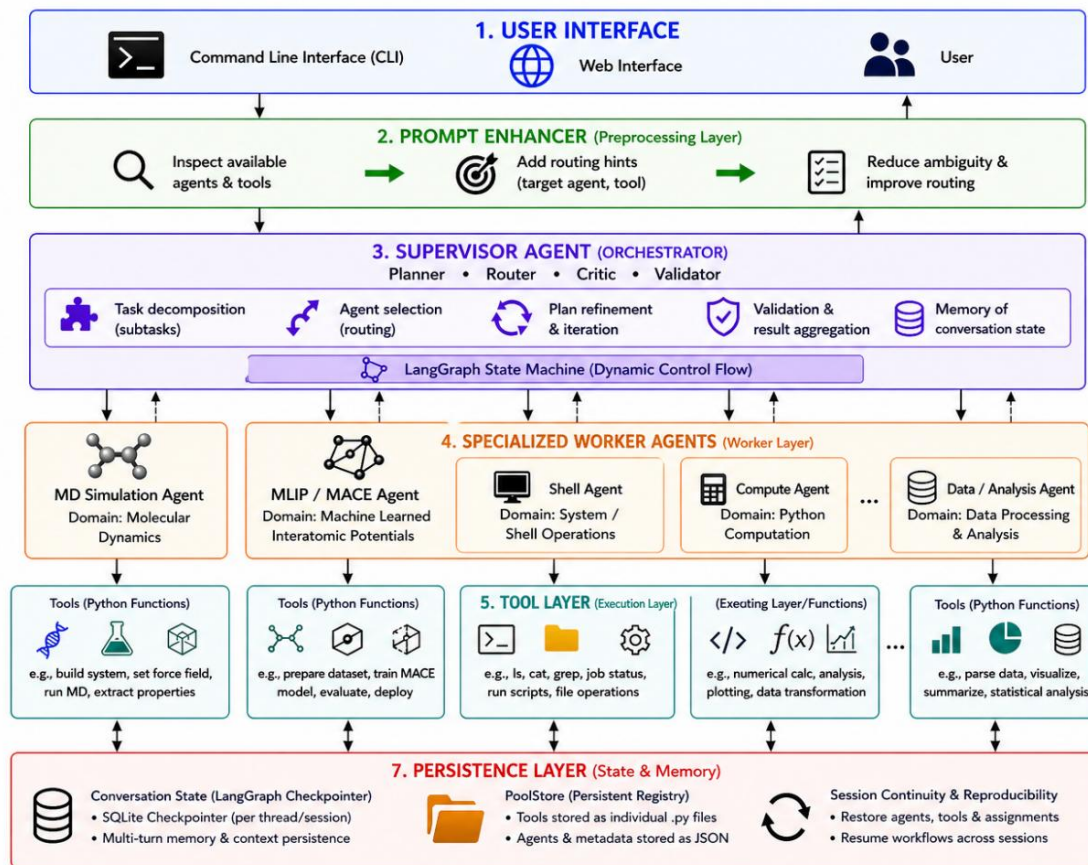


Figure 2. Schematic of the DynaMate2 hierarchical agentic framework. The user interacts with the supervisor, which decomposes a complex prompt into sub-tasks assigned to specialized agents, each equipped with expert-defined tools (ST). Solid arrows represent always-active information flow; dashed lines represent conditional routing.

2.1 Core Abstractions and Code Template

DynaMate2 centers on a single Python class, `PersistentAgentPoolWithSupervisor`, that encapsulates the full lifecycle of the agent system. It manages a registry of callable tools, a pool of specialist agents, a LangGraph-compiled supervisor, and a SQLite-backed checkpointer that preserves conversation state across sessions. This design distills the three-tier hierarchy into one coherent object that a researcher can configure, extend, and query without modifying any underlying library code.

The architecture is structured in three layers. The tool layer holds Python callables registered as LangChain `StructuredTool` objects, each described by an auto-generated docstring that the LLM reads when deciding which tool to invoke. The agent layer wraps each specialist in a LangGraph ReAct agent whose effective system prompt is assembled from a user-supplied base description, an auto-generated block listing its currently assigned tools, and a fixed execution rule that prohibits the agent from returning control to the supervisor before producing a concrete tool result. The supervisor layer hosts a single routing LLM that receives all user messages, decomposes them into subtasks, and dispatches to the appropriate agent via LangGraph handoff edges.

Tool and agent definitions are persisted to disk by a PoolStore component, which serializes each tool's source code to an individual .py file inside a configurable state directory and records agent metadata to a companion JSON file. At startup, the pool reloads all previously registered tools and agents automatically, so that a long-running research session can be interrupted and resumed without loss of custom extensions. A PromptEnhancer preprocessing module sits between the user interface and the supervisor: it inspects each incoming message, queries the pool for the current roster of agents and tools, and rewrites the message to append a routing hint identifying the most appropriate agent and, when determinable, the specific tool name. This explicit guidance reduces the supervisor's search space and improves routing reliability.

2.2 Multi-Level Scheduling and Planning

The supervisor is realized as a LangGraph graph compiled by the langgraph-supervisor library. At initialization, the pool builds a static system prompt that instructs the supervisor on its role and appends a live block listing every currently registered agent together with the first line of each tool's docstring. This combined prompt is recompiled every time an agent is added or removed, ensuring that the supervisor's knowledge is always consistent with the actual pool state.

Routing proceeds in two stages. First, the PromptEnhancer rewrites the user's message to include a suggested target agent and, when the message unambiguously names a task for which a specific tool exists, the name of that tool. The enhanced message is then passed to the supervisor, which evaluates the routing hint against its agent list and issues a LangGraph handoff to transfer execution to the indicated specialist. If the hint is absent or ambiguous, the supervisor reasons over the available agents and selects the most appropriate one. A configurable recursion limit (default 25 hops) prevents infinite loops when agents return inconclusive results.

Specialist agents operate independent ReAct loops. Upon receiving a task from the supervisor, each agent iterates over its tool list, selects the most appropriate tool, executes it, evaluates the result, and either refines its approach or returns the outcome to the supervisor. The execution rule injected into every agent's system prompt explicitly enumerates its available domain tools and prohibits transferring control back to the supervisor without first calling at least one of them. This constraint closes the most common failure mode observed during development, in which an agent would acknowledge the task and immediately return without performing any work.

State management is handled by a LangGraph SqliteSaver checkpointer keyed on a thread identifier supplied by the caller. Each conversation turn is persisted atomically, allowing multi-turn dialogues in which the supervisor can refer back to results from earlier steps. The web interface and notebook both manage thread identifiers explicitly, creating fresh threads for independent tasks and reusing existing threads to continue iterative workflows.

2.3 Base Tools and Default Agents

DynaMate2 ships with two always-present agents and six management tools available to the supervisor from the moment the pool is instantiated. These base components handle system-level operations and runtime extensibility without requiring any user configuration. The shell_agent wraps LangChain's ShellTool and can execute arbitrary shell commands on the host system. The compute_agent is a general-purpose Python execution sandbox for tasks requiring numerical computation or scripting without a persistent shell session.

The six management tools collectively implement the dynamic extensibility that distinguishes DynaMate2 from its predecessor: `register_tool_from_code` and `register_tool_from_file` add new callables to the tool registry; `assign_tool_to_agent` and `add_agent_to_pool` extend the pool with new capabilities; `remove_tool_from_agent` and `remove_agent_from_pool` reduce the pool when capabilities are no longer needed. All six are bound to the supervisor's tool list and can be invoked in response to natural-language requests without any manual API calls.

3. Tool Registration Protocol

A primary design goal of DynaMate2 is to enable researchers to integrate their existing, validated Python code into the agentic framework with minimal effort. The following protocol describes the complete process for converting an expert-defined function into a registered, LLM-callable tool. This protocol applies whether the function is a standalone script, part of a larger library, or written specifically for DynaMate2. Figure 3 shows the landing page of the DynaMate2 UI, where users find tabs with buttons that pre-fill the prompt box with examples to add functions and run the test discussed later in this document. The pre-defined prompt can be edited or completely modified for new tasks. The tab for creating tools from scripts contains an option to upload files from your local machine, and using this will trigger a modifiable prompt that will convert the script into an agentic tool. Users can get access to this Gradio UI by running the `app.py` script and tun the UI locally. All files will be saved in this directory and additional detail can be found in the repository storing the code,

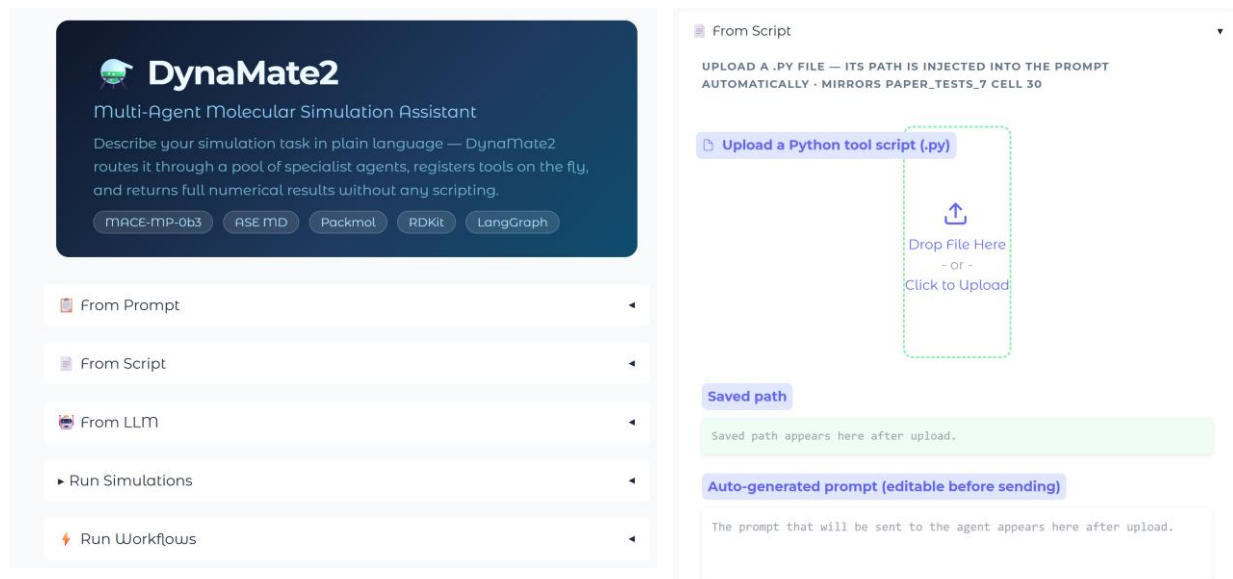


Figure 3. DynaMate2 landing page of the Gradio user-interface (UI). Tabs include buttons for pre-defined prompts to include tools from prompt, scripts, LLM description, run simulations, and run the full MD workflow discussed in this document.

3.1 Preparing Your Function

Before registering a tool, the existing function must satisfy two structural requirements that arise from DynaMate2's execution model.

1. **Place all imports inside the function body.** When a tool is registered via `register_tool_from_code`, the source string is executed immediately using Python's `exec()`. Any top-level import statement will therefore run at registration time, not at call time. In a multi-agent environment where heavyweight packages such as MACE, ASE, or LAMMPS may not be present in every worker environment, top-level imports will raise an `ImportError` and prevent registration. Moving all imports inside the function body defers them to the moment the tool is actually called, where the appropriate scientific Python stack is guaranteed to be available.
2. **Write a complete, descriptive docstring.** The tool's docstring is the primary source of information the LLM uses when deciding whether and how to invoke the tool. It should (a) state in plain language what the function does; (b) enumerate all parameters with their types and expected values; and (c) describe the return value. A poorly written or absent docstring will cause the supervisor and specialist agents to misroute or ignore the tool. This is the single most impactful step in the registration process.

3.2 Registering the Tool

The UI of DynaMate2 provides three registration pathways which are presented in panel a of Figure 3, each suited to a different situation. When users open this tbs they will be presented with buttons, that, when clicked, fill the prompt input box with pre-defined prompts that replicate the test case discuss in this document. User can modify this prompt to use the existing tools, but they can also add new tools and and define new prompts to run them. The main three ways to resister your existingpython function as agentic tools are:

1. **Registration from inline code.** Paste the function source code directly into a natural-language message to the supervisor (e.g., "Register the following tool: [paste code]"). The supervisor routes the request to `register_tool_from_code`, which executes the source in a controlled namespace, wraps each discovered callable as a `LangChain StructuredTool`, and adds it to the global registry. This pathway is best for short, self-contained functions developed interactively.
2. **Registration from a source file.** For functions developed and tested in a standard Python environment and stored in a `.py` file, instruct the supervisor with a plain-language message (e.g., "Register the tools in `my_simulation.py`"). The `register_tool_from_file` function reads the source from disk and delegates to `register_tool_from_code`. This pathway is recommended for validated, version-controlled production tools, as it allows researchers to develop and test functions in their preferred environment before exposing them to the agent pipeline.
3. **Registration from a natural-language description.** For new tools that do not yet exist as code, describe the desired function in plain language to the supervisor (e.g., "Create a function that reads an ASE trajectory, extracts per-frame energies and temperature, and produces a two-panel figure"). The `tool_manager` agent generates a complete Python function from the specification, including internal imports, a descriptive docstring, and the implementation, then registers it automatically. The request must not contain a Python `def` statement, as the `PromptEnhancer` treats any message containing a `def` line as a direct code-registration request rather than a code-generation specification.

Once registered, newly added tools appear in `pool.list_registered_tools()` but are not yet bound to any agent. All three registration pathways persist the tool source code to the state directory via `PoolStore`, so registered tools survive session restarts.

3.3 Creating Specialist Agents and Assigning Tools

1. **Create a specialist agent.** Issue a natural-language instruction to the supervisor (e.g., “Add an agent called `md_specialist` focused on molecular dynamics simulations”). The `add_agent_to_pool` function accepts the agent name and a plain-language description of its role and expertise. Internally, it creates a LangGraph ReAct agent, stores the agent’s metadata in the pool registry, and recompiles the supervisor graph to include the new agent as a routing option. The supervisor’s system prompt is updated automatically.
2. **Assign tools to the agent.** Issue a follow-up instruction (e.g., “Assign `run_nvt_md` to `md_specialist`”). The `assign_tool_to_agent` function looks up the tool by name, appends it to the agent’s `extra_tools` list, and reconstructs the agent’s effective system prompt. The rebuilt prompt lists every assigned tool with the first line of its docstring and re-injects the execution rule requiring the agent to call at least one domain tool before returning control to the supervisor. Both agent metadata and tool assignments are persisted to disk and will be restored automatically in future sessions.

Table 1 below presents a summarized step-by-step guide on the registration protocol of this framework.

Table 1. Summary of the complete registration protocol as a quick reference.

Step	Action	Details
1. Prepare function	Move all imports inside the function body	Prevents ImportError at registration time
2. Write docstring	Describe inputs, parameters, and return value in plain language	Docstring is the LLM’s only guide to tool selection
3a. Register from code	Paste source in a natural-language message to supervisor	Source string must not have top-level imports
3b. Register from file	Instruct supervisor: “Register tools in [filename].py”	File must be accessible at the specified path
3c. Register from description	Describe desired function in prose; do not include def statement	PromptEnhancer interprets def lines as direct code input
4. Create agent	Instruct supervisor to add a specialist agent with a role description	Role description shapes routing and execution behavior
5. Assign tool	Instruct supervisor to assign [tool_name] to [agent_name]	Agent system prompt is rebuilt automatically
6. Verify	Call <code>pool.list_registered_tools()</code> and <code>pool.list_agents()</code>	Check docstring is accurate and assignment is correct
7. Invoke	Issue natural-language prompt to supervisor	No additional code required

3.4 Verifying and Using Registered Tools

1. **Verify the registration.** Call `pool.list_registered_tools()` to confirm the tool appears in the global registry and `pool.list_agents()` to verify it has been assigned to the correct specialist. Review the auto-generated tool description to ensure the docstring accurately reflects the function's behavior, as this is what the LLM will read.
2. **Invoke via natural language.** The registered tool is now callable through any natural-language prompt directed at the supervisor. The PromptEnhancer will identify the most appropriate agent and tool based on the docstring content, and the supervisor will route the task accordingly. No further API calls or code modifications are required.

4. Representative Example: End-to-End MLIP-Based Molecular Dynamics Workflow

To demonstrate the full capabilities of DynaMate2 as an agentic template for expert-defined workflows, we present a complete end-to-end molecular dynamics simulation driven entirely by natural-language instructions. The workflow uses the MACE-MP-0⁸ family of machine-learning interatomic potential (MLIP) foundation models and covers all stages from model retrieval through trajectory analysis. It was executed in a Jupyter notebook environment on a GPU-equipped cluster node.

This workflow was constructed incrementally over four tool-building steps (T1–T4), each of which applied the Tool Registration Protocol described in Section 3. The individual registration steps, including input messages, PromptEnhancer outputs, and intermediate outputs, are provided as supplementary information. Here we focus on the integrated end-to-end execution and the reasoning the supervisor employs to coordinate the workflow.

4.1 Tool and Agent Build-Up

Prior to the end-to-end run, the following tools and agents were registered through the natural-language interface following the protocol in Section 3. A brief description of each registration step is provided; full details are in the Supplementary Information.

- **T1 — Model download tool (inline code registration):** The function `download_mace_model`, which downloads a named MACE foundation model checkpoint from the public repository to a local `models/` directory, was registered by pasting its source code directly into a message to the supervisor. All ASE and MACE imports were placed inside the function body. The function was then assigned to a new specialist agent, `mace_md_specialist`, created specifically for MLIP-related tasks. (See SI Section 1.1)
- **T2 — System construction tools (inline code + agent creation):** Two chemistry tools were registered from inline code in a single message: `smiles_to_xyz`, which converts a SMILES string to an XYZ coordinate file using RDKit, and `packmol_build_system`, which calls Packmol to construct a periodic simulation box from multiple molecular species at a target density. Both were assigned to `mace_md_specialist`. This step demonstrated that multiple tools can be registered and an agent created from a single prompt interaction. (See SI Section 1.2)
- **T3 — NVT molecular dynamics tool (file-based registration):** The function `run_nvt_md`, which wraps ASE's NVTBerendsen thermostat with the MACE-MP-0 calculator to run constant-

temperature MD simulations, was developed and tested independently in a standard Python environment and stored in ASE_NVT_PBC.py. It was registered with the instruction “Register the tools in ASE_NVT_PBC.py” and assigned to mace_md_specialist. This step validates the file-based registration pathway for production-grade, version-controlled scientific tools. (See SI Section 1.3)

- **T4 — Trajectory analysis tool (description-based generation):** A trajectory plotting function, plot_nvt_trajectory, was generated entirely by the tool_manager agent from a plain-language description requesting a function that reads an ASE trajectory file, extracts per-frame potential energy, total energy, and temperature, normalizes the energy traces by their time-averages, and produces a two-panel figure. The generated code was registered and assigned to mace_md_specialist automatically. This step demonstrates the most autonomous registration pathway, in which the LLM generates tool code from a specification while still ensuring all domain execution logic is encapsulated in the registered function. (See SI Section 1.4)

4.2 End-to-End Execution from a Single Instruction

With all four tools registered and assigned to mace_md_specialist, the complete workflow was executed from a single high-level natural-language prompt directed at the supervisor. The prompt requested that DynaMate2 perform the full pipeline: download the MACE-MP-0b3 medium checkpoint, construct a periodic NaCl-water system containing 262 water molecules and one Na⁺/Cl⁻ ion pair in a 20.0 Å cubic box (0.9918 g/cm³), run a 100-step NVT simulation at 300 K using the downloaded model, and plot the resulting energy and temperature traces.

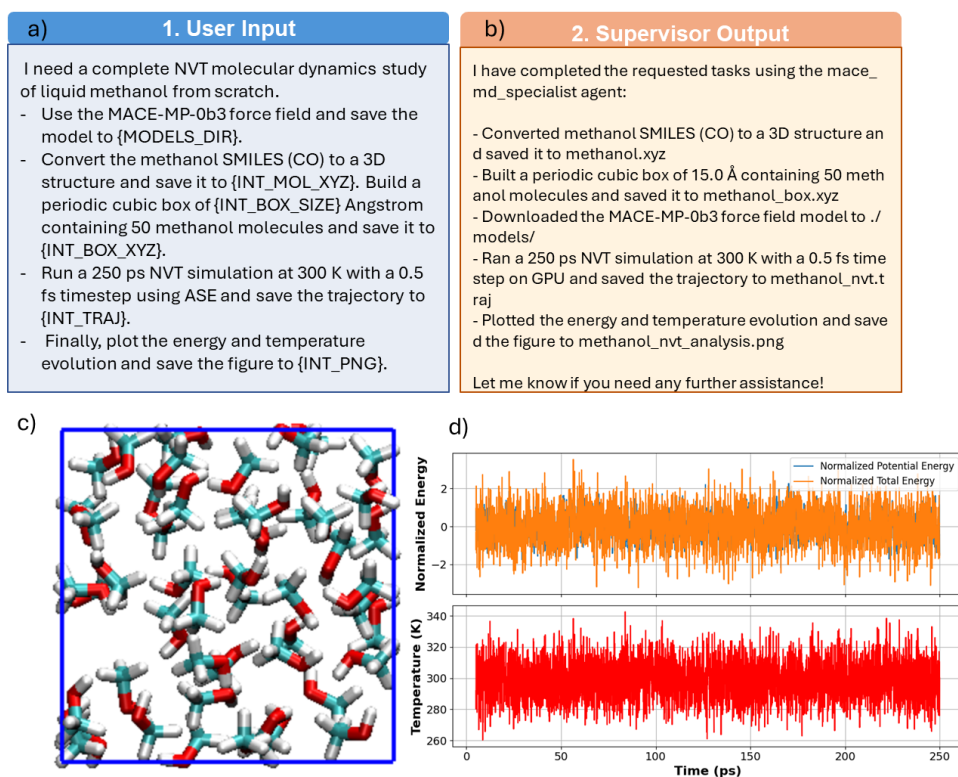


Figure 4. End-to-end workflow prompt, supervisor reasoning trace, and final outputs. Panel (a): the single natural-language instruction submitted to the supervisor. Panel (b): the supervisor’s decomposition of the task and routing decisions across the four sub-steps. Panel (c): the Packmol-generated NaCl-water

configuration (red sticks: water; cyan sphere: Na⁺; blue sphere: Cl⁻). Panel (d): the trajectory analysis figure generated by the LLM-written plot_nvt_trajectory tool, showing normalized potential and total energy (upper panel) and temperature (lower panel) over 250 ps.

The supervisor decomposed the high-level instruction into four sequential sub-tasks and routed each to mace_md_specialist. The PromptEnhancer identified the target agent and, in each sub-task, the specific tool to invoke, passing this routing hint to the supervisor. The execution sequence proceeded as follows: (1) download_mace_model was called with the model identifier “medium”, downloading the MACE-MP-0b3 checkpoint to models/; (2) smiles_to_xyz was called three times—for water (O), Na⁺ ([Na⁺]), and Cl⁻ ([Cl⁻])—and packmol_build_system was called with the resulting XYZ files, molecular counts, and box dimensions to produce nacl_water_box.xyz; (3) run_nvt_md was called with the configuration file, the downloaded checkpoint, a temperature of 300 K, 100 steps, and the output trajectory path nvt_nacl_water.traj; and (4) plot_nvt_trajectory was called with the trajectory path and an output PNG filename, producing the final figure.

The supervisor-maintained thread context across all four sub-tasks, passing file paths and model identifiers generated in earlier steps as inputs to later ones without requiring any user intervention. This demonstrates the core capability that DynaMate2 is designed to provide: a researcher registers their validated domain tools once, and the supervisor handles the coordination, sequencing, and context propagation for arbitrarily complex multi-step workflows.

Compared to the DynaMate1 workflow for an analogous task, DynaMate2 reduces manual user interventions substantially. DynaMate1 required a separate prompt for each tool invocation, with the user manually monitoring outputs and deciding whether to proceed or retry—resulting in four or more independent interactions for a workflow of this complexity. DynaMate2 accomplishes the same pipeline within a single session thread from one instruction.

A practical consideration for end-to-end workflows is thread management. Each session is keyed by a thread identifier, and the SQLite checkpointer retains the full message history for that thread. Long workflows accumulate context that may influence later routing decisions. It is advisable to use distinct thread identifiers for logically independent sub-tasks and a shared thread for steps that genuinely depend on prior context. The notebook examples in the repository illustrate both patterns.

5. Conclusion and Outlook

5.1 Summary

DynaMate2 addresses a practical barrier that currently limits the adoption of agentic AI frameworks in scientific research: the difficulty of integrating existing, expert-developed code into a supervised multi-agent pipeline. Research groups across computational science have invested years building specialized, validated tools for their specific workflows. DynaMate2 provides the infrastructure and protocol to transform these tools into AI-callable components without requiring researchers to modify framework source code, retrain models, or acquire deep machine learning expertise.

The central design principle is that the LLM is never responsible for generating scientific code, only for routing tasks and coordinating outputs. This is what makes this integration reliable. By keeping all domain logic in expert-defined, validated functions and restricting the LLM to a supervisory and coordinating role, DynaMate2 avoids code-generation errors that could compromise scientific integrity. The LLM's role is precisely defined: decompose the goal, select the registered tool, pass the appropriate inputs, and use the output to plan the next action.

The framework advances the state of the art along three axes relative to its predecessor. First, it replaces flat single-agent routing with a genuine supervisor-specialist hierarchy in which multiple agents collaborate within a single session. Second, it introduces runtime extensibility through the Tool Registration Protocol, enabling tools and agents to be added, modified, and removed through natural-language instructions without interrupting an ongoing session. Third, it demonstrates end-to-end MLIP-based molecular dynamics from model download through system construction, NVT simulation, and trajectory analysis, as a concrete example of how arbitrarily complex scientific workflows can be automated once expert tools are registered.

For the broader scientific community, DynaMate2 offers a template rather than a finished product. A research group working in materials characterization, protein simulation, climate modeling, or any other domain with established Python-based workflows can adopt the framework, register their existing tools following the protocol in Section 3, and immediately benefit from LLM-driven automation and multi-step coordination. The more tools are registered, the more powerful the supervisor's ability to compose them into novel, complex workflows becomes.

5.2 Limitations and Open Challenges

Several limitations remain. Agent reliability is the most pressing concern: the current implementation requires carefully engineered execution rules injected into each agent's system prompt to prevent the common failure mode in which a specialist transfers control back to the supervisor without performing any work. This fragility is a direct consequence of the underlying LLM's tendency to interpret ambiguous instructions as opportunities to defer, and it worsens as the number of tools per agent increases. More principled solutions, such as constrained decoding or learned routing policies, are an active area of research.

Tool generation quality is a second limitation. When the system writes a new tool from a natural-language description, the generated code may contain subtle errors that are not caught until call time, since the registration step only checks syntactic validity via `exec()`. Automated unit testing of generated tools before registration, or integration of a critic agent that reviews generated code, would significantly improve reliability.

The current framework does not support distributed or parallel execution of multiple specialist agents. All agents run sequentially within a single process, which limits throughput for workflows that could benefit from concurrent tool calls. This is a known limitation of the current LangGraph configuration and is a target for future development.

5.3 Future Directions

Several directions are being pursued for future versions. Parallel agent execution, enabled by LangGraph's native support for concurrent subgraphs, would allow independent sub-tasks, such as building multiple system configurations simultaneously, to proceed in parallel. Integration with robotic laboratory platforms

would extend the framework to closed-loop experimental workflows in which simulated and experimental results inform each other iteratively.

On the machine-learning side, replacing heuristic prompt engineering with learned routing policies trained on successful and unsuccessful routing decisions could substantially improve the reliability of agent selection. A community tool registry, analogous to a package index, would allow research groups to publish and share validated DynaMate2 tools, accelerating adoption across domains beyond molecular dynamics. This is particularly important given the motivation for DynaMate2: the scientific community already has the domain tools, and the framework's value grows with each new tool that is registered and shared.

5.4 Availability and Community Engagement

The DynaMate2 repository includes the core framework, all tools demonstrated in this paper, the `paper_tests` Jupyter notebooks that reproduce the representative examples, and a web-based Gradio interface providing a conversational front end to the full agent pool. Detailed documentation and contribution guidelines are provided to encourage community extension of the tool library and agent pool configurations. Issue tracking and feature requests are managed through the project's GitHub repository. We welcome contributions from researchers in computational chemistry, materials science, and adjacent fields who wish to adapt the framework to their own workflows.

Access at: <https://github.com/omendibleba/DynaMate2>

References

- (1) M. Bran, A.; Cox, S.; Schilter, O.; Baldassari, C.; White, A. D.; Schwaller, P. Augmenting Large Language Models with Chemistry Tools. *Nat. Mach. Intell.* **2024**, *6* (5), 525–535. <https://doi.org/10.1038/s42256-024-00832-8>.
- (2) McNaughton, A. D.; Sankar Ramalaxmi, G. K.; Krueel, A.; Knutson, C. R.; Varikoti, R. A.; Kumar, N. CACTUS: Chemistry Agent Connecting Tool Usage to Science. *ACS Omega* **2024**, *9* (46), 46563–46573. <https://doi.org/10.1021/acsomega.4c08408>.
- (3) Yang, F.; Evans, J. D. QUASAR: A Universal Autonomous System for Atomistic Simulation and a Benchmark of Its Capabilities. 2026.
- (4) Zou, Y.; Cheng, A. H.; Aldossary, A.; Bai, J.; Leong, S. X.; Campos-Gonzalez-Angulo, J. A.; Choi, C.; Ser, C. T.; Tom, G.; Wang, A.; Zhang, Z.; Yakavets, I.; Hao, H.; Crebolder, C.; Bernales, V.; Aspuru-Guzik, A. El Agente: An Autonomous Agent for Quantum Chemistry. *Matter* **2025**, *8* (7). <https://doi.org/10.1016/j.matt.2025.102263>.
- (5) Campbell, Q.; Cox, S.; Medina, J.; Watterson, B.; White, A. D. MDCrow: Automating Molecular Dynamics Workflows with Large Language Models. 2025.
- (6) Ramos, M. C.; Collison, C. J.; White, A. D. A Review of Large Language Models and Autonomous Agents in Chemistry. *Chem. Sci.* **2025**, *16* (6), 2514–2572. <https://doi.org/10.1039/D4SC03921A>.
- (7) Zhang, Z.; Yin, A.; Baweja, A.; Bai, J.; Gustin, I.; Bernales, V.; Aspuru-Guzik, A. El Agente Forjador: Task-Driven Agent Generation for Quantum Simulation. 2026.
- (8) Zhang, H.; Li, Y.; Huang, W.; Hou, Z.; Song, Y.; Liu, X.; Effaty, F.; Jiang, J.; Wu, S.; Ding, Q.; Takahara, I.; MacGillivray, L. R.; Mizoguchi, T.; Yu, T.; Liao, L.; Luo, Y.; Rong, Y.; Li, J.; Diao, Y.; Ji, H.; Liu, B. Towards Agentic Intelligence for Materials Science. 2026.
- (9) Kang, Y.; Kim, J. ChatMOF: An Artificial Intelligence System for Predicting and Generating Metal-Organic Frameworks Using Large Language Models. *Nat. Commun.* **2024**, *15* (1), 4705. <https://doi.org/10.1038/s41467-024-48998-4>.
- (10) Jiang, G.; Luo, Q. Chemis{TRAG}: Table-Based Retrieval-Augmented Generation for Chemistry Question Answering. 2026.
- (11) Zhang, P.; Peng, X.; Han, R.; Chen, T.; Ma, J. Rag2Mol: Structure-Based Drug Design Based on Retrieval Augmented Generation. *Brief. Bioinform.* **2025**, *26* (3), bbaf265. <https://doi.org/10.1093/bib/bbaf265>.
- (12) Kreimeyer, K.; Canzoniero, J. V.; Fatteh, M.; Anagnostou, V.; Botsis, T. Using Retrieval-Augmented Generation to Capture Molecularly-Driven Treatment Relationships for Precision Oncology. *Stud. Health Technol. Inform.* **2024**, *316*, 983–987. <https://doi.org/10.3233/SHTI240575>.
- (13) Zhou, J.; Jiang, J.; Han, Z.; Wang, Z.; Gao, X. Streamline Automated Biomedical Discoveries with Agentic Bioinformatics. *Brief. Bioinform.* **2025**, *26* (5), bbaf505. <https://doi.org/10.1093/bib/bbaf505>.
- (14) Hartung, T. AI, Agentic Models and Lab Automation for Scientific Discovery - the Beginning of ScAInce. *Front. Artif. Intell.* **2025**, *8*, 1649155. <https://doi.org/10.3389/frai.2025.1649155>.
- (15) Mendible-Barreto, O. A.; Díaz-Maldonado, M.; Carmona Esteva, F. J.; Torres, J. E.; Córdova-Figueroa, U. M.; Colón, Y. J. DynaMate: Leveraging AI-Agents for Customized Research Workflows. *Mol. Syst. Des. Eng.* **2025**, *10* (7), 585–598. <https://doi.org/10.1039/D5ME00062A>.

- (16) LangChain. Langchain-Ai/Langgraph. 2025.
- (17) Li, A.; Xie, Y.; Li, S.; Tsung, F.; Ding, B.; Li, Y. Agent-Oriented Planning in Multi-Agent Systems. In *The Thirteenth International Conference on Learning Representations*; 2025.
- (18) Hong, S.; Zhuge, M.; Chen, J.; Zheng, X.; Cheng, Y.; Zhang, C.; Wang, J.; Wang, Z.; Yau, S. K. S.; Lin, Z.; Zhou, L.; Ran, C.; Xiao, L.; Wu, C.; Schmidhuber, J. MetaGPT: Meta Programming for A Multi-Agent Collaborative Framework. 2024.
- (19) Li, G.; Hammoud, H. A. A. K.; Itani, H.; Khizbullin, D.; Ghanem, B. {CAMEL}: Communicative Agents for “Mind” Exploration of Large Language Model Society. In *Thirty-seventh Conference on Neural Information Processing Systems*; 2023.
- (20) Wu, Q.; Bansal, G.; Zhang, J.; Wu, Y.; Li, B.; Zhu, E.; Jiang, L.; Zhang, X.; Zhang, S.; Liu, J.; Awadallah, A. H.; White, R. W.; Burger, D.; Wang, C. AutoGen: Enabling Next-Gen LLM Applications via Multi-Agent Conversation. 2023.
- (21) Boiko, D. A.; MacKnight, R.; Kline, B.; Gomes, G. Autonomous Chemical Research with Large Language Models. *Nature* **2023**, *624* (7992), 570–578. <https://doi.org/10.1038/s41586-023-06792-0>.
- (22) Seal, S.; Huynh, D. L.; Chelbi, M.; Khosravi, S.; Kumar, A.; Thieme, M.; Wilks, I.; Davies, M.; Mustali, J.; Sun, Y.; Edwards, N.; Boiko, D.; Tyrin, A.; Selinger, D. W.; Parikh, A.; Vijayan, R.; Kasbekar, S.; Reid, D.; Bender, A.; Spjuth, O. AI Agents in Drug Discovery. 2025.
- (23) Ghafarollahi, A.; Buehler, M. J. Automating Alloy Design and Discovery with Physics-Aware Multimodal Multiagent AI. *Proc. Natl. Acad. Sci.* **2025**, *122* (4), e2414074122. <https://doi.org/10.1073/pnas.2414074122>.