

reconCTI: A Proactive Approach to Cyber-Threat Intelligence

Mohammed Mahir Rahman

Department of Computer Science and Digital Technologies
School of Architecture, Computing and Engineering, University
of East London
London, United Kingdom
ORCID: 0009-0007-4167-1475

Tauseef Ahmed

Department of Computer Science and Digital Technologies
School of Architecture, Computing and Engineering, University
of East London
London, United Kingdom
ORCID: 0000-0002-1850-3496

Shahzad Memon

Department of Computer Science and Digital Technologies
School of Architecture, Computing and Engineering, University
of East London
London, United Kingdom
ORCID: 0000-0003-3354-5798

Ameer Al-Nemrat

Department of Computer Science and Digital Technologies
School of Architecture, Computing and Engineering, University
of East London
London, United Kingdom
ORCID: 0000-0003-0725-3417

Abstract— The rapid advancement of information technology has introduced a noticeable shift from traditional offline practices to more efficient and interconnected online environments. This transition, while offering convenience, has also increased exposure to various cyber threats such as identity theft, impersonation, and phishing scams. Reconnaissance, or briefly known as information gathering, is a key stage for threat actors, often relying on open-source intelligence (OSINT) to collect sensitive and extensive data on targets. In response to this challenge, this study introduces *reconCTI*, a command-line tool built using Python for Linux systems. The tool is designed to search for sensitive data leaks across both surface web and dark web platforms. It allows users to input specific keywords, scan multiple sites at once, and then assess the findings by referencing the MITRE ATT&CK framework. The results are compiled into a threat report that also includes possible mitigation strategies. *reconCTI* is intended to support both cybersecurity professionals and individuals in identifying risks early and taking appropriate action.

Keywords—Reconnaissance, OSINT, Cyber Threat, Identity Theft, Surface Web, Dark Web, Scraping, MITRE ATT&CK

I. INTRODUCTION

As highlighted by Lockheed Martin [1], reconnaissance or the act of gathering information, is one of the key initial steps in launching a cyberattack. In this stage, adversaries aim to collect detailed intelligence about their targets to uncover behavioural patterns and identify potential security gaps that could be exploited. This intelligence is often sourced from publicly available data, commonly referred to as Open-Source Intelligence (OSINT), which includes content from search engines, social media, online forums, public records, and data breaches. Because OSINT can be accessed legally and with minimal effort, it becomes a valuable resource for attackers to craft highly targeted and effective intrusions.

The same reconnaissance techniques can also serve a critical role in defence. Currently many cybersecurity responses remain reactive, typically responding only after a breach has occurred [2]. This reactive nature often leaves defenders with limited time to contain or recover from attacks, increasing the risk of significant impact. Alternatively, when used proactively, reconnaissance allows both individuals and organisations to detect early indicators of compromise. By identifying exposed data before it can be weaponised, defenders are better positioned to implement safeguards and reduce the likelihood of exploitation. In recent years, the

darknet has emerged as a significant contributor to the threat landscape [3]. Accessible only through anonymizing networks such as Tor (the onion router), the darknet hosts underground forums, marketplaces, and communication channels where stolen data, hacking tools, and exploit kits are exchanged. It is also a primary destination for the distribution of leaked databases - often the result of breaches in organizations and platforms that fail to secure sensitive information. Databases found across both indexed and unindexed web sources often contain sensitive information such as personally identifiable data (PII), login details, internal communications, and proprietary documents. If exposed, these data can pose lasting risks to individuals and organisations, including identity theft, financial loss, and reputational damage. Analysing these sources is essential - not only to understand current security gaps but also to anticipate future threats by monitoring patterns in data breaches and threat actor activity. To help keep track of such cyber activities in a structured way, analysts commonly rely on the MITRE ATT&CK framework - short for Adversarial Tactics, Techniques, and Common Knowledge [4]. Developed by MITRE Corporation, this framework offers a globally acknowledged reference for categorising attacker behaviour across the various phases of a cyber intrusion. It allows defenders to understand how adversaries operate, which methods they use, and how these can be detected or blocked. Using this structured mapping, organisations can strengthen their defences, better assess threats, and prepare more efficient response strategies.

With the rising volume of exposed data available in both the surface and dark web, and the absence of integrated tools to monitor these environments, this project introduces *reconCTI* - a tool designed for proactive threat intelligence gathering. *reconCTI* enables users to search for specific keywords across various online platforms, retrieving potentially sensitive content linked to those terms. Once the data is collected, the tool carries out an automated threat assessment by aligning findings with the MITRE ATT&CK framework. This highlights relevant attacker tactics and techniques, and the system then compiles the analysis into a detailed report that includes potential risks and suggested actions. The main contributions and novelties of this paper are:

1. Development of a lightweight reconnaissance tool to assist in proactive cyber threat intelligence gathering and analysis.

2. Enabling simultaneous scraping of multiple web sources across the surface and dark web.
3. Implementation of threat analysis mechanisms mapping the collected data to the MITRE ATT&CK framework.
4. PDF-based automatic threat intelligence reporting system for each session that aids decision-making.
5. Dual execution mode (guided/commando) to ensure accessibility for both novice and advanced users.

By combining OSINT collection, darknet monitoring, and structured threat mapping, *reconCTI* primarily aims to enhance the proactive threat detection capabilities of its users.

II. RELATED WORK

Open-Source Intelligence (OSINT) has become an essential element in cyber threat detection, offering access to a vast array of publicly available information that can help identify and assess emerging security risks. As digital threats grow more sophisticated, OSINT enables both individuals and organisations to collect and analyse online data in a structured and scalable way [5]. However, the sheer volume of available information often presents difficulties in filtering out noise and extracting actionable insights [6]. Reconnaissance - typically the first step in a cyberattack, can be approached using passive or active methods. Passive reconnaissance gathers data without direct interaction with the target, while active reconnaissance involves engaging with systems to collect more detailed intelligence [7]. Though these techniques have traditionally been used by threat actors, cybersecurity professionals are increasingly adapting them for defensive use [6]. Detecting early signs of data exposure can allow for preventative measures that reduce the risk of exploitation.

Recent studies highly expressed the value of OSINT in early threat detection. Researchers like Tounsi and Rais [8], and Sabottke et al. [9], show that analysing open data sources can provide proactive insights. OSINT is widely adopted in the public sector, where it helps monitor digital patterns and anticipate threats [10]. Still, cybersecurity often remains reactive, with intelligence collected post-incident [2]. Google's report [11] noted 97 zero-day exploits were active before detection, stressing the need for proactive strategies. The dark web also plays a significant role in threat intelligence, despite its anonymous nature and data validation challenges [12]. Its encrypted peer-to-peer structure supports illicit activities, including data breaches and coordinated attacks [13]. Several reconnaissance tools have been developed to automate the OSINT process. SearchOL is a passive web scraper that retrieves data from multiple surface web search engines and offers additional features like IP geolocation and metadata extraction [14]. theHarvester is another widely used tool that collects emails and usernames from platforms such as Google and LinkedIn [15], while Shodan provides insights into internet-facing IoT devices through passive scanning techniques [16]. These tools are effective in gathering raw data but are limited in their ability to process this data into actionable threat intelligence. Furthermore, most of them are confined to the surface web and do not address the vast information stored on the dark web, where sensitive breaches and attacker activities are often discussed.

TABLE I. COMPARISON WITH OTHER OSINT TOOLS

Capabilities	reconCTI	SearchOL	theHarvester	Shodan
Surface/Dark web search	Both	Surface only	Surface only	Surface only
Continuous Monitoring	N/a	N/a	N/a	Available
Threat intel/mapping	Available	N/a	N/a	N/a
PDF threat reports	Available	N/a	N/a	N/a

Although automated scraping and passive intelligence-gathering techniques offer efficiency and scalability [17], there remains a significant gap in transforming collected data into structured threat assessments. The current tooling landscape lacks integration with threat-mapping frameworks like MITRE ATT&CK, and does not provide clear mitigation strategies or proactive alerts based on findings.

In summary, while existing OSINT tools are instrumental for reconnaissance, they largely serve as data collectors rather than complete threat intelligence systems. There is an evident need for integrated solutions that not only gather information from both surface and dark web environments but also analyse, correlate, and present that data in a format useful for proactive cyber defence - addressing both known and emerging threats.

III. METHODOLOGY

This section outlines the architecture and implementation methodology of *reconCTI*. The tool supports both surface and dark web reconnaissance by scraping user-defined keywords from multiple websites simultaneously. Based on the retrieved data, *reconCTI* generates a threat analysis report by mapping findings to the MITRE ATT&CK framework and a local CVE database. The final output is compiled into a PDF report, helping users to proactively mitigate potential threats.

A. Overview of Functionality

The core functionalities of *reconCTI* are:

- **User Input Collection:** A guided (prompted question) and commando (one-line command) mode for users to input keywords and configure scraping.
- **Surface Web Scraping:** Collects data from open-source websites using user-specified keywords.
- **Dark Web Integration:** Utilises the Tor network to scrape onion domains.
- **Threat Analysis:** Maps scraped results to the MITRE ATT&CK framework and a local CVE database.
- **PDF Threat Report Generation:** Summarises identified risks and suggests mitigation strategies.

B. Functionality Breakdown and Implementation

1. User Input Module

The user interaction is handled via two modes:

- **Guided Mode:** Prompts the user through a step-by-step process.
- **Commando Mode:** Allows power users to enter flags in a single line.

This is implemented in `modes.py` using standard Python libraries like `argparse`, `json` and `os`. Input data is saved to `history.json` for later reference.

2. Web Scraping Engine

The surface web scraping is conducted using:

- requests for HTTP requests,
- BeautifulSoup from bs4 for HTML parsing,
- and `concurrent.futures.ThreadPoolExecutor` enables scraping from multiple websites concurrently

In `scraper.py`, it filters out unnecessary content and extracts matched keywords.

3. Dark Web Integration

If the user selects `dark web` search, *reconCTI* establishes a Tor connection using:

- stem for Tor controller operations,
- requests routed via `socks5h://127.0.0.1:9050` for anonymity.

Implemented in `tor.py`, the Tor session is bootstrapped and used for onion domain access:

```
session.proxies = {
    'http': 'socks5h://127.0.0.1:9050',
    'https': 'socks5h://127.0.0.1:9050'
}
```

4. Threat Analysis Module

After scraping, the results are analysed in `threat_analysis.py`. This module:

- Loads `cve.json` and `mitre.json` from the `dat` directory,
- Matches keywords with CVE and MITRE mappings,
- Produces a JSON summary (`temp_analysis.json`) including threat categories and suggested mitigations.

5. PDF Report Generation

The final threat intelligence is formatted into a structured PDF in `threat_report.py` using:

- `fpdf` - Python library.

The report includes:

- Search configuration summary,
- Detected keywords,
- Associated CVEs and MITRE techniques,
- Suggested mitigations.

C. Ethical Considerations

All reconnaissance activities performed using *reconCTI* strictly adhere to publicly available information and avoid intrusive or exploitative behaviour. Surface web scraping respects `robots.txt` restrictions and employs rate-limiting to prevent denial-of-service effects. For dark web exploration, only publicly indexed `.onion` directories and known marketplaces are accessed, without authentication or data insertion.

IV. EXPERIMENTAL SETUP

To evaluate the effectiveness and practical capabilities of the developed tool *reconCTI*, a controlled experimental environment was configured using Oracle VirtualBox. The experiments were conducted within a virtualised Kali Linux system hosted on a Windows 11 machine. The experimental phase followed a scenario-based methodology to test the tool's capabilities under different conditions. The websites used for the testing purpose were:

1. Query - Question and Answer Website: <http://ruc4i7xn5qu5uc7fu2sc34r6xl55xhgvxbs56t4ayvbqo2fmp4pehqd.onion/>
2. GitHub Gist: <https://gist.github.com/>

In the first scenario, two pieces of user data - a name and an email address - were input simultaneously to perform a combined (and logic) search across darknet forums. This method facilitates a more concise output. The second scenario focused on surface web reconnaissance, using only an email address as input. This test demonstrated the tool's surface-level scraping efficiency and its ability to locate leaked credentials or personal data. The final scenario involved an independent dark web scan without specific input, where *reconCTI* was tasked with identifying leaked data such as credentials, internal documents, or personally identifiable information from underground forums.

V. RESULTS AND EVALUATION

This section will demonstrate the outputs of the tests, based on three different scenarios:

A. Scenario 1

The first scenario involved searching two types of data using the AND mode. The AND operator ensures that the scraper only returns results where both data values are present within the same page. In contrast, the OR operator allows the tool to search for multiple data values independently across different pages.

TABLE II. SEARCH SPECIFICATIONS FOR SCENARIO 1

Data Type/s	Value/s	And/Or	Website/s
Name	Sheila Santiesteban	And	http://ruc4i7xn5qu5uc7fu2sc34r6xl55xhgvxbs56t4ayvbqo2fmp4pehqd.onion/
Email	sheila.emili@yahoo.com		

The initial interface of the tool is illustrated in *Fig 1* and the logo is created with ASCII art.

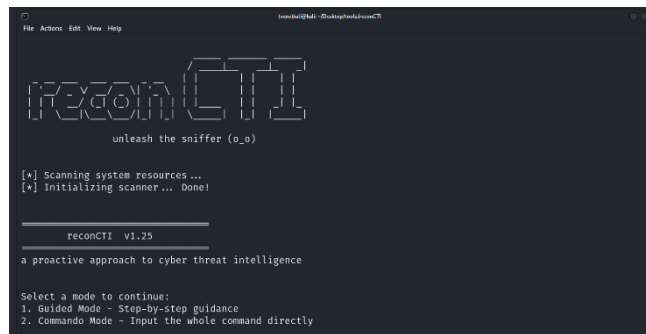


Fig. 1. Initial interface

The information were searched on a darknet forum website called “Query – Question and Answer Website”. After entering relevant data, once the user states Tor links would be scraped, ‘tor.py’ checks if the Tor connection is set-up. The input screenshots are provided in Fig 2. Before the scraping process begins, users are prompted to specify the desired recursion depth. By default, this is set to 2, meaning the scraper will crawl the root website link (e.g., <http://test.com>) and traverse no deeper than two additional subdirectories (e.g., <http://test.com/1/2/>). If the recursion depth is set to 4, the crawler will go as deep as <http://test.com/1/2/3/4/> before halting scraping. Once the scraping and analysis are complete, the tool prompts the user to choose whether they would like to save the results in a separate file (shown in Fig 3). If confirmed, a file named ‘sc_result-n.json’ is generated, where ‘n’ represents the sequential number of the saved result file. This file will be used later for threat analysis.

```

File Actions Edit View Help
Enter your choice (1 or 2): 1
You have selected: Guided Mode
[Guided Mode] Please answer the following questions step by step:
Enter the type of data to search (e.g., Name, Phone, Passport): Name
Enter the Name: Sheila santiesteban
Do you want to add more data? (yes or no): yes
Enter the type of data to search (e.g., Name, Phone, Passport): Email
Enter the Email: sheila.emill@yahoo.com
Do you want to add more data? (yes or no): no
Select search mode (AND for all keywords, OR for any keyword): And
Will you need to search onion links? (yes or no): yes
[Success] Tor is working! You are using the Tor network.
Add websites to search (comma-separated): http://ruc417xn5q5uc7fuz2c34r6x155xhgvybc56t4ayvbo2fmp4p4qhd.onio
[Info] Proceeding to scrape the data ...
[?] Enter max depth for scanning (default 2):
[+] Starting the scraping process ...

```

Fig. 2. Input for Scenario 1

```

File Actions Edit View Help
[!] Failed to access http://ruc417xn5q5uc7fuz2c34r6x155xhgvybc56t4ayvbo2fmp4p4qhd.onion/7dwa-question_cate
sory:shit-onion-websites: SOCKSHTTPConnectionPool(host='ruc417xn5q5uc7fuz2c34r6x155xhgvybc56t4ayvbo2fmp4p4q
qd.onion', port=80): Read timed out. (read timeout=10)
[*] Scraping: http://ruc417xn5q5uc7fuz2c34r6x155xhgvybc56t4ayvbo2fmp4p4qhd.onion
[!] Failed to access http://ruc417xn5q5uc7fuz2c34r6x155xhgvybc56t4ayvbo2fmp4p4qhd.onion: SOCKSHTTPConnectio
nPool(host='ruc417xn5q5uc7fuz2c34r6x155xhgvybc56t4ayvbo2fmp4p4qhd.onion', port=80): Read timed out. (read t
imeout=10)
[+] Results saved to scrape_results.json
[?] Do you want to save an additional results file? (yes/no): yes
[+] Results saved to sc_result-2.json
[✓] Scraping completed!
[?] Do you want to analyse the search results? (yes/no): yes
[✓] Using latest result file: sc_result-2.json
[+] Starting threat analysis ...
[✓] Threats detected. Report saved to temp_analysis.json
[+] Generating Threat Report PDF ...
[✓] Report generated: /home/kali/Desktop/tools/reconCTI/threat_report.pdf
[✓] Report opened in browser.

```

Fig. 3. Scraping session complete

Following this step, the user is asked if they wish to initiate an analysis of the scraped results. The latest ‘sc_result-n.json’ file is then parsed by ‘threat_analysis.py’, which identifies and maps potential threats based on both local CVE mappings and MITRE ATT&CK framework references. If any threats are identified, a PDF report is automatically generated and displayed to the user, detailing the associated risks and recommended mitigations. The threat report (shown in Fig 4) identified two potential risks involving an email address and a name. The associated threats and corresponding mitigation strategies were provided within the report. Additionally, the report included references to the MITRE ATT&CK framework, detailing the relevant tactic, technique, and mitigation IDs.




Fig. 4. Threat report pages 1 (left) and 2 (right)

This result demonstrates the capability of the reconCTI tool to successfully navigate through onion links and identify potential data leaks. The file ‘sc_result-2.json’ illustrated in Fig 5 contains further information about the scraping results and can be used to investigate the leaked data more thoroughly.

```

File Edit Search View Document Help
@asmitt3your28eswer20serman20r528na11z8d6fres320password320member320we
52
53
54
55
56
57
58
59
60
61
62
63
64
65
66
67
68
69
70
71
72
73
74
75
76
77
78
79
80
81
82
83
84
85
86
87
88
89
90
91
92
93
94
95
96
97
98
99
100
101
102
103
104
105
106
107
108
109
110
111
112
113
114
115
116
117
118
119
120
121
122
123
124
125
126
127
128
129
130
131
132
133
134
135
136
137
138
139
140
141
142
143
144
145
146
147
148
149
150
151
152
153
154
155
156
157
158
159
160
161
162
163
164
165
166
167
168
169
170
171
172
173
174
175
176
177
178
179
180
181
182
183
184
185
186
187
188
189
190
191
192
193
194
195
196
197
198
199
200
201
202
203
204
205
206
207
208
209
210
211
212
213
214
215
216
217
218
219
220
221
222
223
224
225
226
227
228
229
230
231
232
233
234
235
236
237
238
239
240
241
242
243
244
245
246
247
248
249
250
251
252
253
254
255
256
257
258
259
260
261
262
263
264
265
266
267
268
269
270
271
272
273
274
275
276
277
278
279
280
281
282
283
284
285
286
287
288
289
290
291
292
293
294
295
296
297
298
299
300
301
302
303
304
305
306
307
308
309
310
311
312
313
314
315
316
317
318
319
320
321
322
323
324
325
326
327
328
329
330
331
332
333
334
335
336
337
338
339
340
341
342
343
344
345
346
347
348
349
350
351
352
353
354
355
356
357
358
359
360
361
362
363
364
365
366
367
368
369
370
371
372
373
374
375
376
377
378
379
380
381
382
383
384
385
386
387
388
389
390
391
392
393
394
395
396
397
398
399
400
401
402
403
404
405
406
407
408
409
410
411
412
413
414
415
416
417
418
419
420
421
422
423
424
425
426
427
428
429
430
431
432
433
434
435
436
437
438
439
440
441
442
443
444
445
446
447
448
449
450
451
452
453
454
455
456
457
458
459
460
461
462
463
464
465
466
467
468
469
470
471
472
473
474
475
476
477
478
479
480
481
482
483
484
485
486
487
488
489
490
491
492
493
494
495
496
497
498
499
500
501
502
503
504
505
506
507
508
509
510
511
512
513
514
515
516
517
518
519
520
521
522
523
524
525
526
527
528
529
530
531
532
533
534
535
536
537
538
539
540
541
542
543
544
545
546
547
548
549
550
551
552
553
554
555
556
557
558
559
560
561
562
563
564
565
566
567
568
569
570
571
572
573
574
575
576
577
578
579
580
581
582
583
584
585
586
587
588
589
590
591
592
593
594
595
596
597
598
599
600
601
602
603
604
605
606
607
608
609
610
611
612
613
614
615
616
617
618
619
620
621
622
623
624
625
626
627
628
629
630
631
632
633
634
635
636
637
638
639
640
641
642
643
644
645
646
647
648
649
650
651
652
653
654
655
656
657
658
659
660
661
662
663
664
665
666
667
668
669
670
671
672
673
674
675
676
677
678
679
680
681
682
683
684
685
686
687
688
689
690
691
692
693
694
695
696
697
698
699
700
701
702
703
704
705
706
707
708
709
710
711
712
713
714
715
716
717
718
719
720
721
722
723
724
725
726
727
728
729
730
731
732
733
734
735
736
737
738
739
740
741
742
743
744
745
746
747
748
749
750
751
752
753
754
755
756
757
758
759
760
761
762
763
764
765
766
767
768
769
770
771
772
773
774
775
776
777
778
779
780
781
782
783
784
785
786
787
788
789
790
791
792
793
794
795
796
797
798
799
800
801
802
803
804
805
806
807
808
809
810
811
812
813
814
815
816
817
818
819
820
821
822
823
824
825
826
827
828
829
830
831
832
833
834
835
836
837
838
839
840
841
842
843
844
845
846
847
848
849
850
851
852
853
854
855
856
857
858
859
860
861
862
863
864
865
866
867
868
869
870
871
872
873
874
875
876
877
878
879
880
881
882
883
884
885
886
887
888
889
890
891
892
893
894
895
896
897
898
899
900
901
902
903
904
905
906
907
908
909
910
911
912
913
914
915
916
917
918
919
920
921
922
923
924
925
926
927
928
929
930
931
932
933
934
935
936
937
938
939
940
941
942
943
944
945
946
947
948
949
950
951
952
953
954
955
956
957
958
959
960
961
962
963
964
965
966
967
968
969
970
971
972
973
974
975
976
977
978
979
980
981
982
983
984
985
986
987
988
989
990
991
992
993
994
995
996
997
998
999
1000

```

Fig. 5. Scrape result’s file

Following the highlighted link in the document led to the original source of the information (shown in Fig 6). This source can potentially provide additional intelligence on how to address the identified threat.

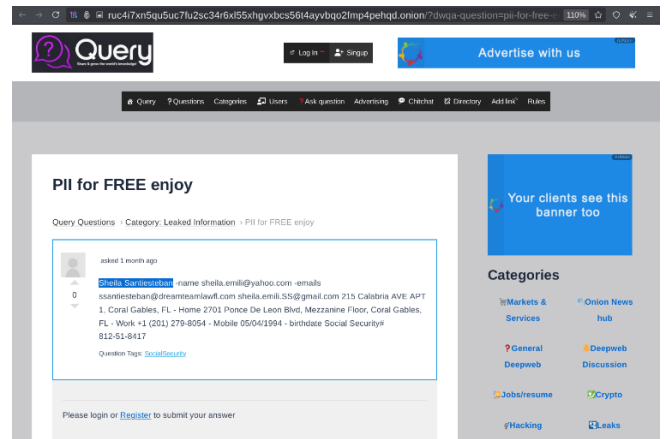


Fig. 6. Webpage where the data was found

B. Scenario 2

The second scenario is based on surface web databases. A user’s email address was scraped from a website using command mode.

TABLE III. SEARCH SPECIFICATIONS FOR SCENARIO 2

Data Type/s	Value/s	And/Or	Website/s
Email	arthurwelk83@whaleb ank.org	And/Or	https://gist.github.co m/

Guided mode sequentially prompts the user for input and then carries out the scrape, whereas commando mode allows the user to input a single command to initiate the scrape. This method is particularly beneficial when searching for multiple values. A snippet of the input method is provided in Fig 7.

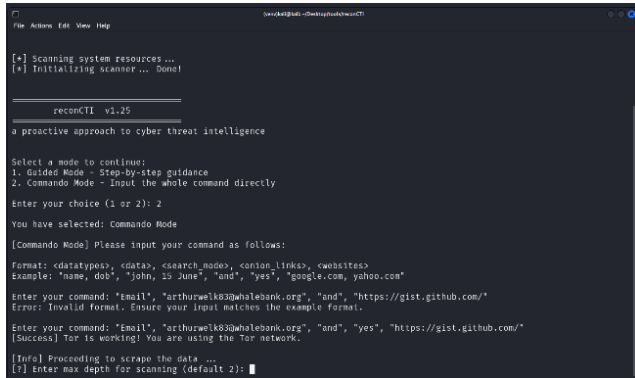


Fig. 7. Commando mode input method

The code is also designed to handle incorrect input, as shown in the snippet (Fig 7). Later, the threat report presented results including links where the data was found. This demonstrates that the scraper is capable of retrieving data from surface web links and providing valuable insight into the threats associated with the data leak.



Fig. 8. Threat report for Scenario 2

C. Scenario 3

As part of this testing phase, a generic keyword was searched as shown in Table IV, with the aim of independently locating potentially valuable intelligence.

TABLE IV. SEARCH SPECIFICATIONS FOR SCENARIO 3

Data Type/s	Value/s	And/Or	Website/s
Name/Text	Onion Links that share data leaks for FREE	And/Or	http://ruc4i7xn5qu5u c7fu2sc34r6x155xhgv xbs56t4ayvbqo2fmp 4pehqd.onion/

For the purpose of this test, the dark net forum Query was used again. The search input snippet is illustrated in Fig 9.

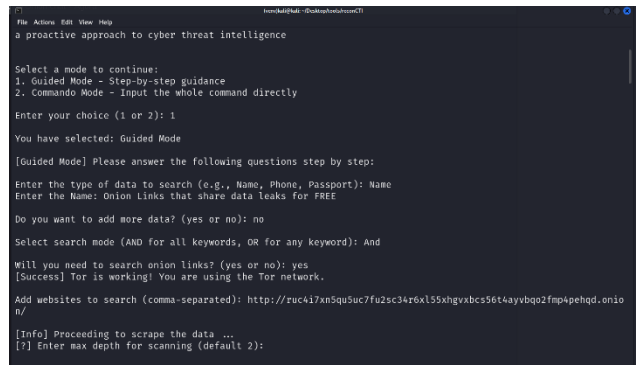


Fig. 9. Input snippet for scenario 3

After the scraping was completed, the result file was saved separately for further analysis. A snippet of the scraped results file is depicted in Fig 10.

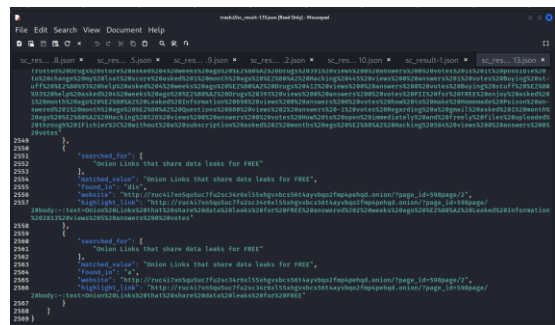


Fig. 10. Scrape result for scenario 3

There were multiple matches found throughout the search, and some of the most relevant matches provided highly valuable leads. OSINT or intelligence researchers often use similar methods to identify potential threat information. One of the matched links is shown below:

<http://ruc4i7xn5qu5uc7fu2sc34r6x155xhgvxbs56t4ayvbqo2fmp4pehqd.onion/?dwqa-question=onion-links-that-share-data-leaks-for-free>

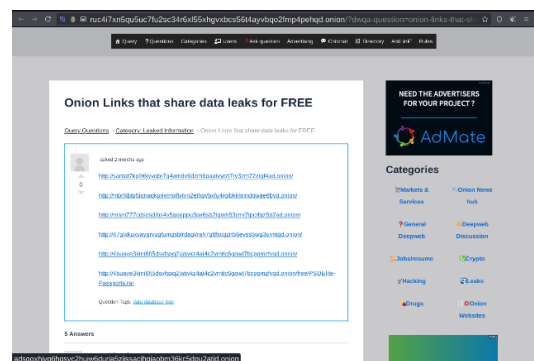


Fig. 11. The scraped result output

One of the forum discussions included several links that provided free access to onion pages containing leaked database information (shown in Fig 11). One of these links has been explored and is shown in Fig 12.

The link contained potential ransomware data belonging to a company and its users. Passwords, names, email addresses, and other sensitive information were also found to have been compromised. These were provided within the website by zip files and passwords to them (shown in Fig 13).

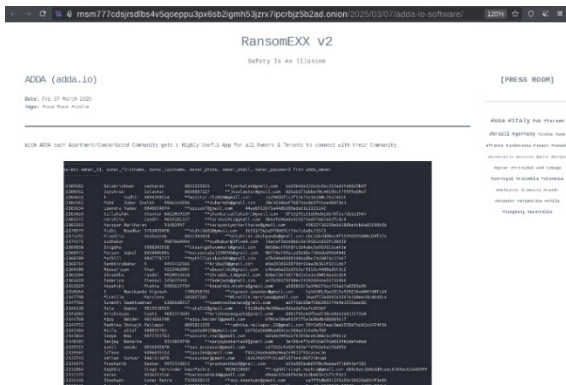


Fig. 12. Further investigation on the links found



Fig. 13. Files with leaked data and password

This test demonstrates the strong capability of *reconCTI* to facilitate security research by automating the process of scanning for leaked information across darknet links.

D. Performance Evaluation

In controlled tests using known leaks, *reconCTI* successfully identified all flagged data points, demonstrating strong detection capability. However, as the threat landscape evolves, new threats may go undetected due to limitations in the current database (further discussed in future work).

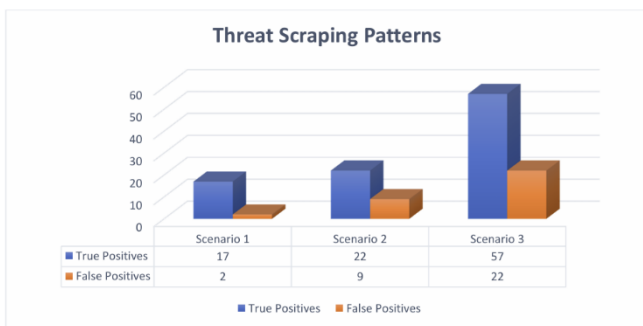


Fig. 14. Detection rates

Overall detection rates are shown in *Fig 14*. In Scenario 3, which involved generalized data, the false positive rate was moderately high - 22 out of 79 scraped links (*Fig 14*). Most false positives were from forum threads titled “Onion Links that share data leaks for FREE” with no actual content, or multiple pages of the same thread. To reduce such false positives, using the AND operator for more specific queries is recommended.

VI. CONCLUSION AND FUTURE WORK

This research project introduced *reconCTI*, a proactive reconnaissance tool capable of scraping both surface and dark web content to detect leaked data and generate threat intelligence mapped to MITRE ATT&CK. It achieved its objectives and showed promising results, with an average false positive rate below 30% in controlled tests. However, several limitations remain. The MITRE mapping relies on a static local database, and the scraper only handles static HTML content. Additionally, the keyword analysis uses exact-match logic without support for natural language processing or pattern recognition, limiting its ability to detect nuanced or indirect threats.

Future improvements include integrating live threat data via MITRE’s TAXII 2.1, upgrading the scraping engine with dynamic content support (e.g., using Playwright or SeleniumBase), and enabling PDF/image parsing, CAPTCHA bypass, login automation and incorporating NLP for contextual threat analysis. In future research, the tool will be tested against a greater dataset and also involve qualitative interview approach with cybersecurity experts for feedback to improve the tool’s intelligence depth and usability.

ACKNOWLEDGMENT

I would like to express my sincere gratitude to my supervisors for their invaluable guidance, support, and feedback throughout the course of this project. I would also thank my parents for their continuous encouragement and support during this journey.

REFERENCES

- [1] Lockheed-Martin, ‘Gaining the Advantage - Applying Cyber Kill Chain® Methodology to Network Defense’, Nov. 2024. Accessed: Nov. 25, 2024. [Online]. Available: https://www.lockheedmartin.com/content/dam/lockheed-martin/rms/documents/cyber/Gaining_the_Advantage_Cyber_Kil_l_Chain.pdf
- [2] J. Robertson *et al.*, *Darkweb Cyber Threat Intelligence Mining*. Cambridge University Press, 2017.
- [3] R. Raman, V. K. Nair, P. Nedungadi, I. Ray, and K. Achuthan, ‘Darkweb: Past, Present and Future Research Trends and its Mapping to Sustainable Development Goals’, *Heliyon*, 2023.
- [4] R. P. A. Mansoor, T. Mansour, M. A. and C. G., ‘Analysis Of Cyber Threat Detection And Emulation Using MITRE Attack Framework’, *International Conference on Intelligent Data Science Technologies and Applications (IDSTA)*, 2022.
- [5] C. Martins and I. Medeiros, ‘Generating Quality Threat Intelligence Leveraging OSINT and a Cyber Threat Unified Taxonomy’, *ACM Transactions on Privacy and Security*, vol. 25, no. 3, pp. 1–39, Nov. 2022.
- [6] J. S. Slinde, ‘Unveiling the Potential of Open-Source Intelligence (OSINT) for Enhanced Cybersecurity Posture’, University of Agder, 2023.
- [7] M. G. Solomon and S.-P. Oriyano, *Ethical Hacking: Techniques, Tools, and Countermeasures*. Jones & Bartlett Learning, 2022.
- [8] W. Tounsi and H. Rais, ‘A survey on technical threat intelligence in the age of sophisticated cyber attacks’, *Comput Secur*, vol. 72, pp. 212–233, Nov. 2018.
- [9] C. Sabotke, O. Suci, and T. Dumitras, ‘Vulnerability Disclosure in the Age of Social Media: Exploiting Twitter for Predicting Real-World Exploits’, in *Proceedings of the 24th USENIX Security Symposium*, USENIX Association, Nov. 2015.
- [10] A. ZIŁKOWSKA, ‘OPEN SOURCE INTELLIGENCE (OSINT) AS AN ELEMENT OF MILITARY RECON’, War Studies University, Warsaw, 2018.
- [11] Google, ‘We’re All in this Together: A Year in Review of Zero-Days Exploited In-the-Wild in 2023’, Nov. 2024.

- [12] D. De Pascale, G. Cascavilla, D. A. Tamburri, and W. Van Den Heuvel, 'CRATOR: a Dark Web Crawler', *arXiv:2405.06356v1*, 2024.
- [13] B. AlKhatib and R. Basheer, 'Crawling the Dark Web: A Conceptual Perspective, Challenges and Implementation', *Journal of Digital Information Management*, vol. 17, no. 2, 2019.
- [14] F. Ahmed, P. Khatri, G. Surange, and A. Agrawal, 'SearchOL: A Tool for Reconnaissance', *Journal of Network and Innovative Computing*, vol. 11, pp. 021–029, 2023.
- [15] M. Al Ismaili, 'Enhancing Cybersecurity: Exploring Effective Ethical Hacking Techniques with Kali Linux', *Research and Applications Towards Mathematics and Computer Science*, pp. 135–152, 2023.
- [16] P. Kashyap and V. Selvarajah, 'Analysis of Different Methods of Reconnaissance', in *3rd International Conference on Integrated Intelligent Computing Communication & Security (ICIIC 2021)*, Atlantis Press, 2021, pp. 509–519.
- [17] R. Botwright, *Advanced OSINT Strategies: Online Investigations And Intelligence Gathering*. Pastor Publishing Limited, 2024.