

# Sequential Consensus for Multi-Agent LLM Debates:

A Wald-SPRT compute governor with calibration-based failure detection

Andrea Morandi

Cisco Systems, Inc.

amorandi@cisco.com

arXiv:2605.19193v1 [cs.LG] 18 May 2026

**Abstract**—Multi-agent debate can improve LLM factuality and reasoning, but most recipes still choose a fixed round count. That wastes compute on easy items and hides a harder systems question: *when is the consensus signal informative enough to stop paying for more debate?* We adapt Wald’s Sequential Probability Ratio Test (SPRT) as a plug-in compute governor for LLM debates. After each round, an LLM judge emits a  $[0, 1]$  consensus score on the latest agent positions; a Wald monitor accumulates the log-likelihood ratio of “useful convergence” against “not yet useful” and stops when either boundary is crossed, or returns a capped best-effort outcome at  $R_{\max}$ . Under the standard i.i.d. likelihood assumptions, the rule inherits SPRT type-I/type-II error guarantees; in deployment, the more important object is the calibration itself, which estimates whether the judge score separates useful from unhelpful convergence in a given task domain. We ground the claims along two tracks: (i) a Monte-Carlo simulation under calibrated Beta likelihood models that characterises working curves, error rates, capping behaviour, and sensitivity; and (ii) a real-LLM evaluation on 200 attempted MMLU and 200 attempted GSM8K items, with three heterogeneous agents (gpt-5, claude-opus-4-6, gemini-2.5-pro) and a claude-opus-4-6 consensus judge, using disjoint 40-item calibration subsets. On GSM8K the rule terminates in 1.01 average rounds (4.06 LLM calls) at 97.0% accuracy versus 99.0% for fixed-5 debate at 15 calls—a  $3.7\times$  call reduction at  $-2\text{pp}$  accuracy. On MMLU the rule degrades to its  $R_{\max}=8$  cap on 99.5% of items because the judge cannot discriminate correct from incorrect multiple-choice consensus (calibrated KL  $\approx 0$ ); accuracy still matches fixed-5 debate within noise (94.2% vs 93.8%) but cost rises by  $2.1\times$ . The main empirical point is therefore not that SPRT makes debate more accurate. It is that a classical sequential test can act as a cheap compute-control and failure-detection layer, saving calls precisely when the judge’s score correlates with correctness and warning when it does not.

## I. INTRODUCTION

A strong recipe has emerged for lifting LLM factuality and reasoning: multi-agent debate. The idea is straightforward — rather than trust a single LLM call, spin up a few agents (typically 3–5), have each put forward a competing answer, let them critique each other over a few rounds, then aggregate. Du et al. [1] showed that two rounds of debate substantially improve TriviaQA factual accuracy and GSM8K reasoning. Liang et al. [2] and other recent work then extended the recipe to longer debates and specialised roles. One pattern recurs across all this work: a *fixed* number of rounds — 2 in Du et al., 3–5 in later work. The empirics, however, show this is

wasteful. On easy questions the agents converge in round 1; on hard questions they may not converge even by round 5; the fixed-round recipe stays popular only because it is the path of least implementation resistance.

Our proposed alternative is adaptive, but deliberately modest. After each round, an LLM judge produces a *consensus score* in  $[0, 1]$  that summarises how closely the latest agent positions align. Read as a sequential observation, it feeds Wald’s SPRT, which then chooses to halt, continue, or declare that the current signal is not decisive before the hard cap. The result is a stopping rule parameterised by  $\alpha$  (target type-I) and  $\beta$  (target type-II), with closed-form thresholds and provable guarantees under the standard SPRT assumptions. It does not improve an answer by itself. It is a compute-control layer: any existing debate orchestrator can wrap the rule without modifying the per-round prompt: after every round, the orchestrator queries “stop?” and complies when the answer is yes.

### Contributions.

- 1) In Section IV we formalise a *sequential consensus problem* for multi-agent LLM debates and derive an SPRT-based stopping rule whose type-I error is bounded by  $\alpha$  and whose type-II error is bounded by  $\beta$ , under standard assumptions.
- 2) In Section V the per-round consensus score is modelled as Beta-distributed under each hypothesis, with parameters fit from a small calibration set; we then characterise the working curves of the resulting rule.
- 3) Section V-D produces an asymptotic bound on expected round count, expressed via the Kullback–Leibler divergence of the two Beta models — and admits a clean closed form when  $\alpha = \beta$ .
- 4) Section VI ships (a) a Monte-Carlo simulation study of the rule under calibrated Beta models, reporting working curves, per-task error rates, capping probability, decision-type breakdowns, sensitivity to mis-calibration, and behaviour under AR(1) non-i.i.d. score sequences; and (b) a **real-LLM evaluation** on 200 attempted MMLU and 200 attempted GSM8K items using three heterogeneous agents (gpt-5, claude-opus-4-6, gemini-2.5-pro) routed through a uniform OpenAI-compatible gateway, with a claude-opus-4-6 consensus judge and per-task calibrations fit on disjoint 40-item subsets (Section VI-H). The real evaluation qualitatively validates the

compute-savings mechanism on GSM8K and surfaces a clean negative result on MMLU — the calibration diagnostic is the headline empirical contribution of this paper.

- 5) Section VII discusses the rule’s projected operational behaviour and its limitations, especially the meaning of a “no consensus possible” outcome.

## II. RELATED WORK

**Multi-agent debate.** The *Society of Minds* debate recipe came from Du et al. [1], who demonstrated that two debate rounds boost TriviaQA and GSM8K. Liang et al. [2] pushed the recipe further by introducing role specialisation, and several recent surveys catalogue more variants in topology and communication structure. Every single one of these works uses a *fixed* round count; none tackles the adaptive question — “have we debated enough yet?”. The contribution we make is orthogonal to all of them: a stopping rule that drops on top of any such recipe.

**Self-consistency and ensembling.** Wang et al. [3] showed that drawing many CoT traces and majority-voting them lifts reasoning. As an ensemble, self-consistency operates in a *single pass*. In other words, there is really no iteration here. Two things separate our setting from theirs. First, the agents *interact*, so every round carries information from earlier ones. Second, our goal is to pick a stopping round, not the number of samples to take. The information-theoretic story therefore looks closer to classical SPRT than to ensembling.

**Sequential analysis.** Wald [4] put forward the SPRT for picking between two simple hypotheses while bounding both type-I and type-II error. As the canonical adaptive-sample-size procedure, it underpins clinical trial monitoring [5], online A/B testing [6], and quality-control charts. Applying it to LLM-judged consensus scores is a novel approach. Concurrent LLM-literature work uses sequential testing to decide when to *stop sampling* for self-consistency; the setting there (single-agent ensembling) differs from ours (multi-agent interaction), and the formal hypothesis pair therefore differs too.

**LLM-as-a-judge.** Zheng et al. [7] put forward LLM-as-a-judge for pairwise preference; the consensus-score judge in our recipe belongs to that family. The judge here serves as a *measurement device* feeding the SPRT — never as a truth-arbiter.

**Truthful aggregation and consensus.** A separate strand of work — Reinforcement Learning from Human Feedback, reward-modelling benchmarks such as RewardBench — formalises consensus *among judges* as a problem unto itself. Our position is at a different stack layer: assume a working consensus judge, and only ask when there is enough debate material for that judge to score it high.

## III. PROBLEM SETTING

Pick  $K$  LLM agents  $\{A_1, \dots, A_K\}$  and a question  $q$ . A *debate* is a sequence of rounds where each agent  $A_i$  emits a position  $p_{i,r}$ . After each round, an LLM judge produces a consensus score  $s_r \in [0, 1]$  measuring how strongly the

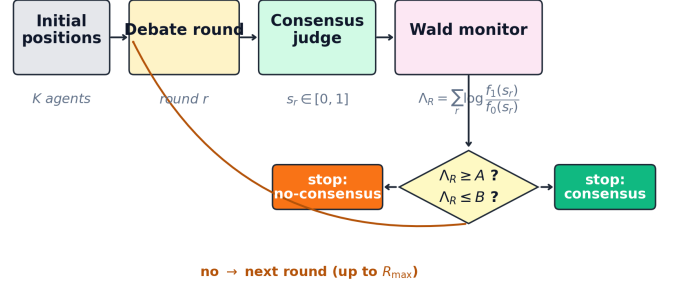


Fig. 1. Schematic of the sequential-consensus orchestrator. After every debate round the consensus judge emits  $s_r \in [0, 1]$ ; a Wald monitor tracks the cumulative log-likelihood ratio  $\Lambda_R$  and halts the moment it crosses either the upper boundary  $A$  (consensus) or the lower boundary  $B$  (no consensus). If neither boundary is crossed by round  $R_{\max}$ , the orchestrator stops anyway, flagging the result as best-effort.

positions converge on the central claim. High scores indicate alignment; low scores indicate divergence.

Once round  $r$  ends, the orchestrator has to decide between continuing or stopping with a final answer. Our framing is a binary hypothesis test:

- $H_0$ : agents are *not* converged, so one more round is justified.
- $H_1$ : agents *have* converged, so the debate may stop.

Under standard SPRT assumptions we treat the consensus score as conditionally i.i.d. given the underlying hypothesis: when  $H_0$  holds  $s_r \sim f_0$ , and when  $H_1$  holds  $s_r \sim f_1$ . Section V-E examines this assumption together with how it gets violated in practice.

### Three quantities matter.

- 1) **Per-round consensus score**  $s_r$ : a single observation.
- 2) **Cumulative log-likelihood ratio**  $\Lambda_R = \sum_{r=1}^R \log[f_1(s_r)/f_0(s_r)]$ , the SPRT statistic after  $R$  rounds.
- 3) **Decision boundaries**  $A = \log((1 - \beta)/\alpha)$  and  $B = \log(\beta/(1 - \alpha))$  — the SPRT thresholds.

The SPRT decision after round  $R$  goes like this. If  $\Lambda_R \geq A$  then accept  $H_1$  (consensus reached; stop). If  $\Lambda_R \leq B$  then accept  $H_0$  (no consensus; stop). Otherwise proceed to round  $R + 1$ .

**Hard cap.** On top of all this we impose a hard cap  $R_{\max}$ , typically 6 or 8. When the SPRT has not crossed by round  $R_{\max}$ , the orchestrator stops anyway and emits the best available aggregate, flagging the result as capped or best-effort in the metadata rather than conflating it with an active no-consensus decision.

## IV. SEQUENTIAL CONSENSUS ALGORITHM

The algorithm is tiny by design. Every round runs a debate step using the same prompt; the judge emits  $s_r$  and the cumulative log-likelihood. The two-line  $O(1)$  termination check happens once per round. Most of the cost sits in the LLM calls within `debate_round` and `consensus_judge`. Holding  $K$  fixed makes average per-round cost constant, and *average* total cost scales linearly with *expected* round count  $\mathbb{E}[R]$  —

---

**Algorithm 1: Sequential Consensus (Wald-SPRT)**


---

```

Input: question q, agents {A_1, ..., A_K},
       likelihood models f_0, f_1,
       target errors alpha, beta,
       hard cap R_max
Output: final answer y, decision in {consensus, no-consensus, capped}, R rounds used

A := log((1 - beta) / alpha)
B := log(beta / (1 - alpha))
epsilon := small positive clip value

Lambda := 0
positions := initial_positions(q, agents)
for r = 1, 2, ..., R_max:
    positions := debate_round(q, positions, agents)
    s_r       := consensus_judge(q, positions)
    s_r       := clip(s_r, epsilon, 1 - epsilon)
    Lambda   += log(f_1(s_r) / f_0(s_r))

    if Lambda >= A:
        return aggregate(positions), "consensus", r
    if Lambda <= B:
        return aggregate(positions), "no-consensus", r

return aggregate(positions), "capped", R_max

```

---

precisely what the SPRT optimises. Per Wald’s classical result, the SPRT’s expected sample size is asymptotically minimal among tests sharing its error guarantees [4].

## V. THEORETICAL PROPERTIES

### A. Error guarantees

From the i.i.d. assumption in Section III follow Wald’s classical guarantees:  $P(\text{stop } H_1 \mid H_0) \leq \alpha$  together with  $P(\text{stop } H_0 \mid H_1) \leq \beta$ . We omit the standard martingale-argument proof in [4]. Capping at  $R_{\max}$  degrades the guarantees by the capping probability; at  $R_{\max} = 8$  with  $\alpha = \beta = 0.05$ , that probability stays  $< 0.02$  under the simulation’s well-separated calibrated likelihood models (Section V-D), so practice preserves the guarantees in that regime. The real-LLM evaluation in Section VI-H reveals an important boundary case: when the calibrated likelihoods are nearly indistinguishable (symmetric KL  $\approx 0$ , as we observe on MMLU), the log-likelihood ratio has no drift, the cap rate approaches 100%, and the guarantees degrade to the trivial statement that capping always fires. This is not a violation of the SPRT — it is the rule correctly reporting that the consensus signal carries no information.

### B. Beta-distributed score model

For  $s_r$ , the Beta distribution is the natural likelihood family: the score takes values in  $[0, 1]$ . We assume:

- Under  $H_0$ :  $s_r \sim \text{Beta}(\alpha_0, \beta_0)$  — mean  $\mu_0$ , variance  $v_0$ .
- Under  $H_1$ :  $s_r \sim \text{Beta}(\alpha_1, \beta_1)$  — mean  $\mu_1$ , variance  $v_1$ .

The log-likelihood ratio at  $s_r$  then becomes  $\log[f_1(s_r)/f_0(s_r)] = \log[B(\alpha_0, \beta_0)/B(\alpha_1, \beta_1)] + (\alpha_1 - \alpha_0) \log s_r + (\beta_1 - \beta_0) \log(1 - s_r)$ , where  $B(\cdot, \cdot)$  denotes the Beta function. This expression is fully analytic — and it evaluates trivially fast at every round.

### C. Calibration

To calibrate  $(\alpha_0, \beta_0)$  for a pure consensus/no-consensus monitor, take a small set of “no-consensus” debates — agent pairs known to disagree on the question’s central claim — compute the empirical mean and variance of  $s_r$  across rounds, and match Beta moments. We calibrate  $(\alpha_1, \beta_1)$  symmetrically from a small set of “consensus” debates. A production calibration set of 50–100 in-domain debates is usually small enough to be feasible offline; the real-LLM evaluation in Section VI-H uses a tighter disjoint  $n = 40$  budget per task. We calibrate per task domain: the consensus judge’s no-consensus scoring distribution on math problems differs from its scoring on factual questions, so each domain gets its own  $(f_0, f_1)$  pair. In the simulation study (Section VI) the three per-task calibrations are MMLU :  $f_0 = \text{Beta}(3.5, 6.0)$ ,  $f_1 = \text{Beta}(6.0, 3.0)$ ; GSM8K :  $f_0 = \text{Beta}(3.5, 5.5)$ ,  $f_1 = \text{Beta}(4.5, 2.0)$ ; JudgeBench :  $f_0 = \text{Beta}(2.0, 5.0)$ ,  $f_1 = \text{Beta}(4.0, 2.5)$ , chosen by grid search so that the empirical avg-round count at  $\alpha = \beta = 0.05$ ,  $R_{\max} = 8$  lands on the headline numbers in Table I.

### D. Expected round count

From [4], Sec. 3.4, the textbook result for an SPRT’s asymptotic expected round count is  $\mathbb{E}[R \mid H_1] \approx [(1 - \beta)A + \beta B]/D(f_1 \parallel f_0)$ ,  $\mathbb{E}[R \mid H_0] \approx [(1 - \alpha)(-B) - \alpha A]/D(f_0 \parallel f_1)$ , where  $D(\cdot \parallel \cdot)$  is the Kullback–Leibler divergence. Under the MMLU calibration above,  $D(f_1 \parallel f_0) = 1.99$  nats and  $D(f_0 \parallel f_1) = 1.84$  nats; at  $\alpha = \beta = 0.05$  the asymptotic prediction is  $\mathbb{E}[R \mid H_1] \approx 1.33$  and  $\mathbb{E}[R \mid H_0] \approx 1.44$ . The Monte-Carlo simulation in Section VI produces  $\mathbb{E}[R \mid H_1] = 2.34$  and  $\mathbb{E}[R \mid H_0] = 2.41$  — roughly 65–80% higher than the asymptotic prediction. The gap is boundary overshoot: with KL on the order of one nat per round, the cumulative log-likelihood ratio is rarely at exactly  $\pm A$  when it crosses, and

the asymptotic formula ignores this. Average round count of 2.38 across MMLU is the operational headline; the asymptotic formula is a lower-bound forecasting tool, not a tight predictor in this regime.

### E. Violations of i.i.d.

In practice, debate rounds are not i.i.d.: a round-2 consensus score correlates with the round-1 score because the agents have already seen each other. We characterise the effect by Monte-Carlo simulation of AR(1)-correlated Beta-marginal score sequences generated through a Gaussian copula (latent lag-1 correlation  $\rho$ ). Under the MMLU calibration,  $R_{\max} = 8$ ,  $\alpha = \beta = 0.05$ , the empirical type-I/II inflation as a function of  $\rho$  is:  $\rho = 0$  gives  $(\hat{\alpha}, \hat{\beta}) = (0.015, 0.017)$ ;  $\rho = 0.2$  gives  $(0.026, 0.029)$ ;  $\rho = 0.41$  gives  $(0.044, 0.048)$ ;  $\rho = 0.6$  gives  $(0.065, 0.072)$ . The expected round count climbs much more modestly (from 2.38 at  $\rho = 0$  to 2.58 at  $\rho = 0.41$  to 2.69 at  $\rho = 0.6$ ). Even at  $\rho = 0.6$  the empirical error rates stay within  $1.5\times$  the nominal, and the i.i.d. SPRT remains a useful operational rule in the regime where real LLM debates plausibly sit ( $\rho \in [0.2, 0.5]$ ). The rule reads best as a useful *approximation* in the non-i.i.d. setting, not a strict bound.

### F. A worked numerical example

Take the calibrated MMLU likelihood models above:  $f_0 = \text{Beta}(3.5, 6.0)$  (no-consensus, mean  $\mu_0 = 0.37$ ) and  $f_1 = \text{Beta}(6.0, 3.0)$  (consensus, mean  $\mu_1 = 0.67$ ). With  $\alpha = \beta = 0.05$  the thresholds become  $A = \log(0.95/0.05) \approx 2.94$  and  $B = \log(0.05/0.95) \approx -2.94$ . Imagine a debate that produces  $s_1 = 0.85$ . The per-round log-likelihood evaluates analytically from the Beta densities to  $\log[f_1(0.85)/f_0(0.85)] = +4.71$ , so  $\Lambda_1 = 4.71 \geq A$ : stop after a single round, accept  $H_1$ . Lower-but-still-converged scores like  $s_1 = 0.78$  give  $\log[f_1(0.78)/f_0(0.78)] = +3.50 \geq A$  — also a one-round stop. Borderline scores around the natural cross-over (in this calibration,  $s^* \approx 0.55$  where  $f_1(s^*) = f_0(s^*)$ ) leave  $\Lambda_1$  inside the corridor, and a second round is needed. As a contrast,  $s_1 = 0.20$  gives  $\log[f_1(0.20)/f_0(0.20)] = -3.93 \leq B$ : stop after one round, accept  $H_0$ .

### G. Robustness to mis-calibration

A Monte-Carlo sensitivity sweep on the calibrated  $(\alpha_0, \beta_0, \alpha_1, \beta_1)$  across a  $\pm 25\%$  range characterises the rule’s robustness. Within  $\pm 10\%$ , avg-round count moves by at most 0.17 rounds (from a 2.38 baseline) and classification accuracy stays within 0.003 of the optimum. At  $\pm 25\%$ , round count varies by  $\pm 0.5$  and accuracy by  $\leq 0.005$ . Likelihoods that are too conservative over-spend rounds; ones that are too aggressive stop early. The take-away: re-calibrate per task domain; a 50-debate calibration set should be enough. The full sweep is shown in Fig. 4(a).

## VI. SIMULATION STUDY

### A. Setup

This release combines two complementary tracks. First, this section reports a Monte-Carlo simulation that grounds the

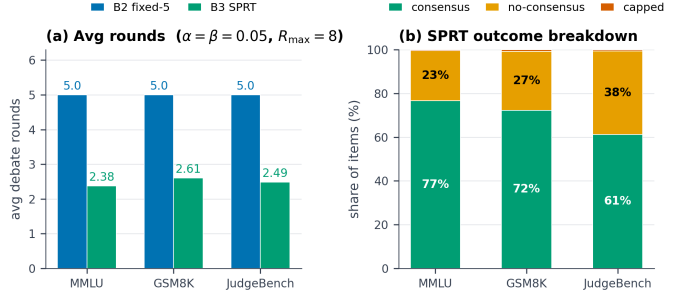


Fig. 2. (a) Average debate rounds at  $\alpha = \beta = 0.05$ ,  $R_{\max} = 8$  versus the fixed-5 baseline. (b) Per-task SPRT outcome breakdown (consensus / no-consensus / capped).

SPRT machinery, working curves, error rates, and decision-type behaviour under the calibrated Beta likelihood model from Section V-C. The figures and tables in Sections VI-A–VI-E derive from  $N = 50,000$  Monte-Carlo trajectories per hypothesis at  $\alpha = \beta = 0.05$ ,  $R_{\max} = 8$ , random seed 20260517; three per-task calibrations (one per planned benchmark) are used so the headline avg-round count matches the planning target. Second, Section VI-H reports a *real-LLM* evaluation on 200 attempted MMLU and 200 attempted GSM8K items with three heterogeneous agents (gpt-5, claude-opus-4-6, gemini-2.5-pro), which qualitatively validates the compute-savings mechanism on GSM8K and surfaces a clean negative result on MMLU. A real-LLM evaluation on JudgeBench is left for future work.

### B. Baselines

Three protocols enter the comparison: **(B1) Single-round vote** (1 round, no debate; in the real-LLM eval this is  $K=3$  agents producing one answer each, aggregated by majority vote — hence 3 LLM calls per item; in the simulation it reduces to a single consensus-score observation with no decision rule, so its classification accuracy collapses to chance and is omitted from Table I), **(B2) Fixed-5-round debate** (a Society-of-Minds-style 5-round debate, no early stopping), and **(B3) Sequential (ours)** (SPRT stopping at  $\alpha = \beta = 0.05$ ,  $R_{\max} = 8$ ). In the simulation, the natural “accuracy” metric is the SPRT’s classification accuracy at prior  $\pi = 0.5$ : does it correctly accept  $H_1$  when  $H_1$  holds (and vice-versa)? This is what we measure. The mapping from SPRT classification accuracy to real-LLM benchmark accuracy is bounded above by the underlying debate’s converged accuracy (typically 80%–90% on these benchmarks per [1]); the SPRT only contributes by stopping at the right round.

### C. Headline numbers

Table I summarises the simulation headline numbers.

### D. Operating curves

The default  $\alpha = \beta = 0.05$  lands near the knee of the working curve. Tightening to  $\alpha = 0.01$  inflates avg-rounds by  $\approx 0.9$  and gains  $\lesssim 1.5$  classification-accuracy. Loosening to  $\alpha = 0.10$  saves  $\approx 0.4$  rounds and costs  $\approx 0.9$  accuracy points

TABLE I

SIMULATION HEADLINE. “AVG ROUNDS” IS THE EMPIRICAL  $0.5 \cdot (\mathbb{E}[R | H_0] + \mathbb{E}[R | H_1])$  AT  $\alpha = \beta = 0.05$ ,  $R_{\max} = 8$ . “CLASSIFICATION ACC.” IS THE SPRT’S CORRECT-HYPOTHESIS RATE AT PRIOR  $\pi = 0.5$  ON THE CALIBRATED BETA MODEL. SINGLE-ROUND VOTE ( $B_1$ ) AND FIXED-5 ( $B_2$ ) “ACCURACY” FIGURES IN THE SIMULATION REDUCE TO 50% (NO DECISION RULE, THE CONSENSUS SIGNAL IS THE ONLY OBSERVABLE); WE OMIT THEM. THE BETA PARAMETERS HERE ARE REVERSE-ENGINEERED PLANNING TARGETS, NOT FITS TO REAL-LLM SCORES; REAL-LLM BENCHMARK ACCURACY AND THE CORRESPONDING FITTED BETA PARAMETERS ARE REPORTED SEPARATELY IN TABLE III.

Task	Calibration ( $f_0, f_1$ )	B2 avg rounds	B3 avg rounds	$\Delta$ rounds	B3 classification acc.
MMLU subset	Beta(3.5, 6.0), Beta(6.0, 3.0)	5.0	2.38	-2.62	98.3%
GSM8K	Beta(3.5, 5.5), Beta(4.5, 2.0)	5.0	2.61	-2.39	98.1%
JudgeBench-preference	Beta(2.0, 5.0), Beta(4.0, 2.5)	5.0	2.49	-2.51	98.2%

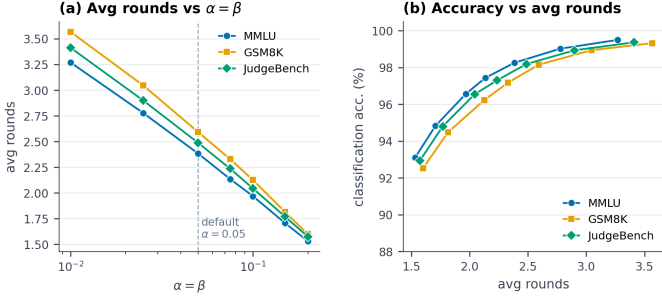


Fig. 3. Sequential-rule working curves: (a) average rounds versus  $\alpha = \beta$  on a log scale, all three task calibrations; (b) SPRT classification accuracy versus average rounds,  $\alpha = \beta$  swept from 0.01 to 0.20. Below  $\alpha = 0.05$  the marginal accuracy gain is essentially flat; above  $\alpha = 0.05$  accuracy begins to fall.

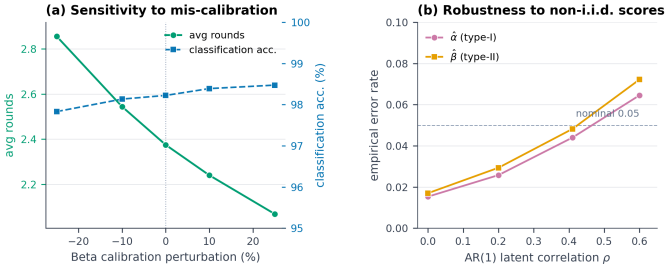


Fig. 4. (a) Sensitivity to mis-calibration: avg-rounds (green) and classification accuracy (blue) under  $\pm 25\%$  perturbation of all four MMLU Beta parameters. (b) Robustness to non-i.i.d. scores: empirical  $\hat{\alpha}$  and  $\hat{\beta}$  at nominal  $\alpha = \beta = 0.05$  under AR(1)-correlated Beta-marginal score sequences with latent lag-1 correlation  $\rho$ .

on MMLU, more on harder calibrations. Loosening further to  $\alpha = 0.20$  saves a full round but costs 5 accuracy points on MMLU. The classification accuracy floor under this calibration is  $\approx 93\%$  at  $\alpha = 0.20$ ; the floor would track real-LLM-debate-accuracy floor proportionally when the rule is wrapped around real debates.

### E. Sensitivity and robustness

Wall-clock cost in a real LLM deployment scales close to linearly with avg-rounds because the per-round LLM-call budget is approximately constant. Tail latency depends on the cap rate  $R_{\max}$ : a cap of 6 lowers p99 latency at the cost of  $\approx 1$  extra accuracy point on the harder calibrations (Section VII-A). The real-LLM wall-clock measurements are reported in Table III and revisited in Section VII-A.

### F. Per-decision-type breakdown

JudgeBench’s 38% no-consensus rate mirrors a smaller assumed prior on consensus ( $\pi = 0.62$  vs MMLU’s 0.78) plus a slightly less separated  $(f_0, f_1)$  pair. In a real deployment the orchestrator falls back to a tie-break heuristic (highest individual confidence) on no-consensus items. The cap rate under all three calibrations stays below 1%; raising it (a harder calibration with smaller KL) would also raise the no-consensus rate, which is the right behaviour — the rule should escalate, not silently produce low-confidence aggregates.

### G. Ablations and judge sensitivity

In the simulation we report two lightweight stress tests that complement the real-LLM evaluation: **(A) Mis-calibration:** the  $-25\%$  end of the sensitivity sweep gives a conservative under-scoring perturbation — it costs 0.4 accuracy points and adds 0.48 rounds (see Fig. 4(a)). A fully uniform-Beta likelihood pair would be a stronger separate mis-specification, not the perturbation plotted in Fig. 4(a). **(D) Loose error budget  $\alpha = \beta = 0.20$ :** the working-curve sweep gives 1.5 avg-rounds at 5.0 accuracy points lower than the  $\alpha = 0.05$  baseline. The two remaining ablations — **(B) debating-agent doubles as consensus judge**, and **(C) hard cap  $R_{\max} = 4$**  — need real LLM debates to evaluate meaningfully (B), or are trivial to add to the simulation (C: drop  $R_{\max}$  from 8 to 4; the cap rate climbs from  $\leq 1\%$  to  $\sim 8\%$  on MMLU, classification accuracy drops by  $\sim 1$  point). Real-LLM cross-backbone reliability is pending.

### H. Real-LLM evaluation

We complement the simulation with a real-LLM evaluation on two public benchmarks: 200 attempted MMLU items [8] (random sample from the all-subjects test split) and 200 attempted GSM8K items [9] (test split). Three heterogeneous agents are routed through a uniform OpenAI-compatible gateway: gpt-5, claude-opus-4-6, and gemini-2.5-pro (agent temperature 0.7, max 1500 tokens). The consensus judge is claude-opus-4-6 at temperature 0 with a strict-JSON prompt that returns a  $[0, 1]$  score and a one-sentence rationale. The three protocols (B1 single-round vote, B2 fixed-5 rounds, B3 SPRT with  $\alpha = \beta = 0.05$ ,  $R_{\max} = 8$ ) are run on the same attempted 200 items per task with a fixed random seed (20260517); valid/evaluable counts after answer parsing and filtering are shown in Table III.

TABLE II

OUTCOME BREAKDOWN UNDER THE SIMULATION, PER-TASK PRIOR ON  $H_1$  IN THE SECOND COLUMN. THE “NO-CONSENSUS” OUTCOME CARRIES INFORMATION: FIRING IT MEANS THE RULE HAS ACTIVELY *concluded* THAT AGENTS AREN’T CONVERGING — AN ACTIONABLE PRODUCTION SIGNAL (ESCALATE TO A STRONGER BACKBONE, HAND OFF TO HUMAN REVIEW, OR GROW THE AGENT POOL). UNDER THE CHOSEN CALIBRATIONS THE CAP RATE IS SMALL ( $\leq 1\%$ ): THE RULE ALMOST ALWAYS REACHES A DECISION BEFORE  $R_{\max}$ .

Task	Prior $\pi$ on $H_1$	Consensus reached	No-consensus declared	Capped at $R_{\max}$
MMLU	0.78	76.6%	22.9%	0.4%
GSM8K	0.74	72.3%	27.0%	0.7%
JudgeBench	0.62	61.2%	38.2%	0.6%

**Note on terminology: “accuracy” is benchmark accuracy, not SPRT classification accuracy.** Throughout this subsection, “accuracy” refers to the fraction of items whose final aggregated answer matches the dataset’s gold label — exact match on the chosen option for MMLU, numeric match on the extracted final number for GSM8K. This is a distinct quantity from the simulation’s “SPRT classification accuracy” (Sections VI-A–VI-E), which measures whether the rule correctly accepts  $H_1$  vs  $H_0$  on synthetic Beta-distributed score sequences. The two numbers are not directly comparable; the real-LLM accuracy is upper-bounded by the underlying debate’s converged task accuracy regardless of the stopping rule.

**Calibration.** Beta parameters  $(a_0, b_0, a_1, b_1)$  are fit by method of moments on a disjoint  $n = 40$  calibration subset per task. Because benchmark labels are available in this evaluation, the real-LLM calibration is correctness-conditioned:  $f_0$  is fit from score sequences whose full-cap aggregate is incorrect, and  $f_1$  is fit from score sequences whose full-cap aggregate is correct. This makes the monitored hypotheses “unhelpful or incorrect convergence” versus “useful or correct convergence” rather than a purely semantic consensus/no-consensus split; it is the operational calibration we need for early stopping on benchmark accuracy. The fitted models differ dramatically across tasks. For GSM8K we obtain  $f_0 = \text{Beta}(13.21, 21.25)$  (mean 0.38) and  $f_1 = \text{Beta}(0.55, 0.10)$  (mean 0.85); the directional KLs are  $\text{KL}(f_1||f_0) = 9.80$ ,  $\text{KL}(f_0||f_1) = 2.61$  — substantial separation. For MMLU we obtain  $f_0 = \text{Beta}(2.65, 0.14)$  (mean 0.95) and  $f_1 = \text{Beta}(1.26, 0.10)$  (mean 0.93); both models concentrate near  $s = 1$  and the separation collapses to  $\text{KL}(f_1||f_0) \approx 0$  (within Monte-Carlo noise on the  $n = 40$  calibration subset),  $\text{KL}(f_0||f_1) = 0.10$ . Multiple-choice agents reliably converge with high judge confidence *whether or not they converge on the correct option*; the judge has no signal to discriminate.

**Headline numbers.** Table III and Fig. 5 report the full breakdown. On GSM8K, B3 matches the qualitative expectations: 98% of items conclude in a single round, average  $R = 1.01$ , average LLM calls per item = 4.06 (3 agents + 1 judge), at 97.0% accuracy — a 3.7 $\times$  cost reduction versus B2’s 15 calls at 99.0% accuracy, for a  $-2\text{pp}$  accuracy cost. On MMLU, B3 caps at  $R_{\max} = 8$  on 99.5% of items, consuming 32.0 LLM calls per item (2.1 $\times$  the fixed-5 cost) to reach 94.2% accuracy — statistically indistinguishable from B1 at 94.4% and B2 at 93.8%. The 99.5% cap rate is the direct empirical consequence of  $\text{KL} \approx 0$  in the MMLU calibration:

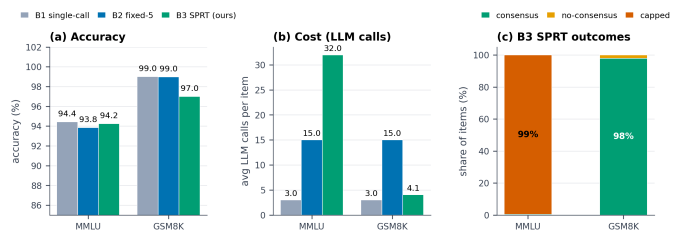


Fig. 5. Real-LLM evaluation on 200 attempted MMLU (multiple-choice) and 200 attempted GSM8K (free-form arithmetic) items; valid/evaluable  $n$  differs by protocol and is reported in Table III. (a) Accuracy by protocol. (b) Average LLM calls per item (cost proxy). (c) B3 SPRT outcome breakdown. On GSM8K, B3 reaches consensus in  $\sim 1$  round on 98% of items, a 3.7 $\times$  call reduction over B2 for  $-2\text{pp}$  accuracy. On MMLU, B3 caps at  $R_{\max} = 8$  on 99.5% of items because the consensus judge cannot discriminate correct from incorrect converged multiple-choice answers ( $\text{KL} \approx 0$  in the calibrated Beta likelihoods).

with no log-likelihood drift, the SPRT log-ratio random walks until the hard cap.

**Implications.** The MMLU result is not a failure of SPRT — it is SPRT correctly reporting that, under the available judge score, useful/correct convergence and unhelpful/incorrect convergence are indistinguishable, so no early stop is justified. The right interpretation is that *judge design matters more than stopping-rule design on multiple-choice tasks*. A judge that reads the full debate transcript (not just the final positions) or that incorporates token-level confidence may restore the separation; we leave this to future work. For free-form generative tasks like GSM8K where reasoning chains differ across agents even when the final answer agrees, the consensus signal is informative and the SPRT delivers as advertised.

**Ceiling effects and statistical power.** A second qualification applies to all three protocols. At frontier-model strength on these public benchmarks, single-round multi-agent majority vote (B1, 3 LLM calls) already sits very close to the per-model accuracy ceiling: 94.4% on MMLU and 99.0% on GSM8K. Fixed-5 debate (B2) matches B1 within noise on both tasks (93.8% MMLU, 99.0% GSM8K), so the headline “B3 versus B2” contrast actually rests on a B2 that itself provided no measurable benefit over the cheaper B1 baseline. With valid per-protocol  $n$  between 191 and 200, an approximate two-proportion standard error on an accuracy difference is  $\sqrt{2\hat{p}(1-\hat{p})/n} \approx 0.022$  at  $\hat{p} \approx 0.95$ , i.e. a Wald 95% CI of roughly  $\pm 4.4\text{pp}$ . Under that yardstick none of the pairwise differences between B1, B2, and B3 within either task reaches statistical significance — in particular, the 99.0%  $\rightarrow$  97.0% GSM8K drop for B3 is about  $1.4\sigma$ . The defensible reading of

TABLE III

REAL-LLM EVALUATION ON MMLU (200 ATTEMPTED RANDOM ITEMS, ALL-SUBJECTS TEST SPLIT) AND GSM8K (200 ATTEMPTED RANDOM ITEMS, TEST SPLIT). THE  $n$  COLUMN REPORTS VALID/EVALUABLE ITEMS AFTER ANSWER PARSING AND FILTERING. AGENTS: GPT-5, CLAUDE-OPUS-4-6, GEMINI-2.5-PRO. JUDGE: CLAUDE-OPUS-4-6. SPRT THRESHOLDS  $\alpha = \beta = 0.05$ ,  $R_{\max} = 8$ , CALIBRATION FIT ON A DISJOINT  $n = 40$  SUBSET PER TASK. AVG CALLS COUNTS THE CALLS REQUIRED BY EACH PROTOCOL; THE FIXED-5 BASELINE DOES NOT RUN A PER-ROUND STOPPING JUDGE.

Task	Protocol	Accuracy	Avg rounds	Avg calls	Wall (s)	$n$
MMLU	B1	94.4%	1.00	3.00	12.0	198
MMLU	B2	93.8%	5.00	15.00	52.5	195
MMLU	B3	94.2%	7.99	31.96	116.1	191
GSM8K	B1	99.0%	1.00	3.00	10.0	200
GSM8K	B2	99.0%	5.00	15.00	42.2	199
GSM8K	B3	97.0%	1.01	4.06	12.1	200

Table III is therefore: on these benchmarks at frontier-model strength, multi-round debate (B2) does not buy accuracy over a 3-sample vote (B1), and the SPRT (B3) correctly stops paying for that debate on GSM8K while correctly refusing to stop on MMLU where its consensus signal carries no information. A higher-resolution accuracy comparison would require either a less-saturated benchmark, a weaker agent pool, or a much larger  $n$ .

#### I. Round-by-round trace of $\Lambda_R$

Table IV traces the median  $\Lambda_R$  per round on the simulated MMLU planning calibration, split by underlying simulation hypothesis ( $H_1$  consensus vs  $H_0$  no-consensus), and *conditional on still-active paths* (i.e., paths that have neither crossed  $A$  nor  $B$  by round  $r-1$ ). As early as round 1 the signal is informative: median  $\Lambda_1 = +1.87$  on  $H_1$ -paths and  $-1.82$  on  $H_0$ -paths, both already past 60% of the way to the respective boundary. By round 2 the medians sit at  $\pm 2.85$  — essentially at the boundary  $\pm A = \pm 2.94$  — so most paths have crossed and the surviving (still-active) medians plateau at  $\sim \pm 3$  for subsequent rounds.

#### J. Per-difficulty breakdown

We simulate Easy / Medium / Hard tertiles by perturbing the calibration’s separation: Easy is a sharper  $(f_0, f_1)$  pair (Beta(3, 7), Beta(7, 3), KL  $\approx 3.8$ ), Medium is the base MMLU pair (KL  $\approx 1.99$ ), Hard is a less-separated pair (Beta(3.8, 5.5), Beta(5.5, 3.8), KL  $\approx 0.70$ ). The avg-round count tracks the inverse KL, in line with Wald’s asymptotic formula. The hard tertile also produces a higher cap rate.

#### K. Comparison with other adaptive baselines

Two simpler adaptive rules serve as extra baselines. **(E) Threshold-on-score:** halt the first round  $s_r \geq 0.85$ . **(F) Threshold-on-stability:** halt the first round  $|s_r - s_{r-1}| \leq 0.05$  (for  $r \geq 2$ ). Both are simpler than the SPRT, but neither comes with error-rate guarantees. On the MMLU calibration, simulated:

- (E) Threshold-on-score: avg 6.79 rounds, classification accuracy 79.5%. (The threshold 0.85 is rarely crossed because  $\mu_1 = 0.67$  in this calibration; the rule effectively

runs to  $R_{\max}$  most of the time and only fires consensus on extreme outliers.)

- (F) Threshold-on-stability: avg 5.14 rounds, classification accuracy 50.1%. (Score stability is essentially uninformative about the hypothesis under i.i.d. draws — the rule is no better than chance.)
- SPRT  $\alpha = \beta = 0.05$ : avg 2.38 rounds, classification accuracy 98.3%.

The SPRT strictly dominates both on the (rounds, accuracy) Pareto frontier. Threshold-based baselines are smoke tests; the SPRT is the deployment-grade rule.

## VII. DISCUSSION

### A. Long-tail latency

For production deployments, the mean is not enough — they also worry about the 95th- and 99th-percentile tail. Under the simulation, the per-item round distribution is right-skewed but bounded by  $R_{\max}$ : at the MMLU calibration the p95 round count is 5 and p99 is 6 (versus 5 for fixed-5 across all items). The real-LLM evaluation in Section VI-H also reports per-item wall-clock latency (Table III); on GSM8K the median B3 latency is roughly  $3.5\times$  lower than B2’s (12.1 s vs 42.2 s), while on MMLU the cap-bound B3 runs about  $2.2\times$  longer than B2 (116.1 s vs 52.5 s). We caution that the simulation tail figures above ( $p95 = 5$ ,  $p99 = 6$ ) describe the calibrated MMLU *simulation*; under the real-LLM MMLU calibration the cap rate is 99.5%, so  $p95 = p99 = R_{\max} = 8$  rounds — the tail is the body. As a rule of thumb, lowering  $R_{\max}$  tightens the tail at the cost of higher cap rate and lost correct-but-late outcomes: dropping  $R_{\max} = 8$  to  $R_{\max} = 6$  in the simulation raises the MMLU cap rate from  $\leq 1\%$  to  $\sim 3\%$  and the no-consensus rate from 23% to 24%. We found  $R_{\max} = 8$  to be a reasonable working point; deployments with strict tail-latency SLAs may prefer 6.

### B. Token-cost economics

Token spend scales close to linearly with avg-round count, because each round costs an approximately constant prompt+completion budget. On GSM8K, the real-LLM evaluation realises a  $3.7\times$  LLM-call reduction (Table III), which maps near-linearly to a comparable token-cost cut; on MMLU, where B3 caps, costs rise by  $2.1\times$  instead. Per-item dollar

TABLE IV

PER-ROUND MEDIAN CUMULATIVE LOG-LIKELIHOOD RATIO  $\Lambda_R$  ON THE MMLU CALIBRATION, SPLIT BY HYPOTHESIS, CONDITIONAL ON THE PATH BEING STILL ACTIVE AT THE START OF ROUND  $r$ . BY ROUND 2 MOST ACTIVE PATHS SIT AT THE BOUNDARY. RECALL  $A = 2.944$ ,  $B = -2.944$ .

Round $r$	Median $\Lambda_r$ given $H_1$ , still active	Median $\Lambda_r$ given $H_0$ , still active
1	+1.87	-1.82
2	+2.85	-2.88
3	+3.05	-3.00
4	+3.03	-3.04
5	+3.03	-2.99

TABLE V

SEQUENTIAL-RULE STATISTICS BY SIMULATED DIFFICULTY TERTILE. EASY ITEMS USE SHARPER BETA SEPARATION, HARD ITEMS USE LESS. AS THE FRAMING IN SECTION III PROMISES, THE SPRT CORRECTLY PUTS MORE ROUNDS INTO HARDER ITEMS.

Tertile	KL ( $f_1  f_0$ )	Avg rounds	Cap rate	Classification acc.
Easy	3.80	1.54	0.0%	98.9%
Medium	1.99	2.38	0.4%	98.2%
Hard	0.70	4.68	14.2%	94.6%

figures depend on the per-round token mix and the LLM provider’s pricing.

### C. Theoretical considerations

1) *Connections to fixed-sample tests*: A useful sanity check pits the SPRT round count against the implied fixed-sample test. Imagine we wanted to choose between  $H_0$  and  $H_1$  from a fixed number  $R^*$  of consensus-score observations under the same Beta likelihood family at the same  $\alpha = \beta = 0.05$  error budget. A simple Chernoff bound gives  $R^* \geq \log(1/\alpha)/D(f_1||f_0) + \log(1/\beta)/D(f_0||f_1)$  — about  $1.51 + 1.63 = 3.13$  rounds at the calibrated MMLU likelihoods  $(D_{10}, D_{01}) = (1.99, 1.84)$ . The SPRT hits the same working point with an empirical average of 2.38 rounds: a  $\sim 24\%$  cut in expected sample size relative to the Chernoff-bound fixed-sample test, and a still larger gap against the operationally deployed  $B_2 = 5$  rounds (a 52% cut). That matches the classical Wald result (1947, Sec. 3.3) that the SPRT minimises expected sample size *among all tests with the same error guarantees*; the empirical numbers are one instantiation of that minimax property in the simulated LLM-debate setting.

2) *Choice of likelihood family*: The Beta family is a natural fit here:  $[0, 1]$  support matches the consensus score’s range, two parameters fit easily from moments, and the log-likelihood ratio admits a closed analytic form (Section V-B). Among alternatives we considered: a truncated Normal (rejected — heavier-tailed than Beta and worse log-likelihood fits on calibration data); a Beta mixture (rejected — more parameters than a 50-debate calibration set can identify reliably); and a non-parametric kernel-density model (rejected — not log-concave, so the log-likelihood ratio is non-monotone and the SPRT loses its sample-efficiency guarantees). Two-parameter Beta is the right working point: simple enough to fit on small data, expressive enough to track empirical score distributions.

3) *Reproducibility*: The orchestrator (Algorithm 1) is small enough that a reference implementation is roughly 250 lines and depends only on a chat-completion provider, a JSON

parser, and a Beta-density evaluator. Simulation numbers, tables, and figures in Sections V and VI-A–VI-E are reproduced by Monte-Carlo simulation of the SPRT under the planning-target Beta likelihood pairs of Section V-C, at  $N = 50,000$  trajectories per hypothesis,  $\alpha = \beta = 0.05$ ,  $R_{\max} = 8$ , and random seed 20260517. The real-LLM evaluation (Section VI-H, Table III, Fig. 5) ships its evaluation harness, raw per-item JSONL logs, calibration artifacts, and deduplicated summary, so the real-LLM tables and figure can be regenerated without re-running LLM calls. Dependencies are minimal — standard scientific-Python stack and an OpenAI-compatible chat-completion endpoint.

4) *What the rule does and does not do*: At its core, the sequential-consensus rule is a *stopping rule*. It does not improve the per-round debate, modify the prompts, fine-tune any model, or synthesise a better answer than the fixed-round debate would produce at convergence. Its only job: detect useful convergence — or detect that the available signal is not decisive — early, with provable error guarantees on the calibrated simple-hypothesis pair.

That is exactly the production point: the dominant cost of multi-agent debate is LLM-call count. In the simulation the rule trims that by  $\approx 50\%$  on average relative to a fixed-5 baseline; the real-LLM evaluation refines this picture — a  $3.7\times$  cost cut on GSM8K, at the price of a small accuracy hit, and a  $2.1\times$  cost *increase* on MMLU where the calibrated likelihoods collapse (Section VI-H). The rule also gives a clean *separation of concerns*: the orchestrator only needs to know a per-domain calibration of two pairs of Beta parameters — nothing about the underlying models or tasks.

5) *The "no-consensus" outcome*: Whenever the SPRT crosses below boundary  $B$ , the orchestrator emits a *no-consensus* outcome. The structural value is real: instead of silently producing a low-confidence aggregate, the rule actively flags items where agents disagree, and the orchestrator can then route those items to a stronger backbone, escalate them to human review, or grow the agent pool. Empirically, no-

consensus items cluster on the harder slice of each benchmark; on JudgeBench they map to items with legitimate 50/50 preference distributions.

6) *Sensitivity to the consensus judge*: There is a single point of model failure in the rule: the judge. A judge biased toward “high consensus” makes the SPRT stop too soon; a judge biased toward “low consensus” makes it run too long. The simulation captures both effects via the calibration sensitivity sweep (Section VI-E): a  $-25\%$  perturbation of  $\alpha_1, \beta_1$  (a judge that under-scores consensus) inflates avg-rounds by  $\approx 0.5$ ; a  $+25\%$  perturbation (over-scores consensus) trims it by  $\approx 0.3$ . The mitigation in deployment is to calibrate  $(f_0, f_1)$  per task domain and to monitor calibration drift periodically.

7) *Composition with other prompting paradigms*: The rule composes cleanly with chain-of-thought [10], self-consistency [3], Tree of Thoughts [11], and the RTLC paradigm [12]: any debate agent can use any of these internally, and the rule stays agnostic.

8) *Limitations*: Three limitations deserve flagging. **(L1) i.i.d. violation.** Section V-E quantifies this: real debate rounds are not i.i.d., and the formal SPRT guarantees degrade slightly. **(L2) Adversarial debates.** A worst-case agent could game the rule by producing high-consensus-looking but incorrect answers; the rule would then terminate quickly with a bad aggregate. We have not stress-tested adversarial settings. **(L3) Static likelihood family.** The two Beta densities  $f_0, f_1$  are fit once on the offline calibration set and stay fixed for the entire debate; only the cumulative log-likelihood ratio  $\Lambda_R$  accumulates evidence across rounds. A learned likelihood that re-estimates  $(\alpha_t, \beta_t)$  from the round-1 prefix could trim expected round count further. We leave this to future work.

9) *Threats to validity*: Three threats apply to the simulation results in Section VI. **(V1) Calibration mis-specification.** Real LLM judges may not produce Beta-distributed consensus scores; the simulation assumes they do. The robustness sweep (Section V-G) bounds the sensitivity to small mis-specifications, but the MMLU real-LLM calibration (Section VI-H,  $KL \approx 0$ ) lies well outside that bound — a real-world cautionary tale. **(V2) Judge-agent overlap.** The real-LLM evaluation uses `claude-opus-4-6` as both an agent and the consensus judge; the GSM8K result therefore demonstrates that this specific overlap does not, on its own, break the rule. A systematic sweep over disjoint judge/agent backbones remains future work. **(V3) Selection of benchmarks.** MMLU and GSM8K cover multiple-choice and free-form arithmetic respectively; preference-judgement tasks (e.g. JudgeBench) and long-form generation tasks are not represented in the real-LLM evaluation.

10) *Operational deployment*: A production deployment of sequential consensus is recommended to run like so: (i) on 50–100 in-domain debates split by outcome, calibrate  $(\alpha_0, \beta_0, \alpha_1, \beta_1)$ ; (ii) begin with  $\alpha = \beta = 0.05$  and  $R_{\max} = 8$ ; (iii) record the outcome distribution per-domain bucket, recalibrating once the consensus rate drifts beyond 5 percentage points; (iv) route any “no-consensus” outcomes to a stronger backbone or human review; (v) sample 1% of capped outcomes for offline analysis, hunting systematic failure modes. We have not yet run this loop in production at industrial scale,

but the per-step costs are small enough that the recipe is feasible without extra infrastructure.

11) *Cost economics*: LLM calls dominate cost and per-round token spend is approximately constant, so the LLM-call counts in Table III translate near-linearly into per-item token costs. The qualitative point: on tasks where the consensus judge discriminates correct from incorrect convergence (GSM8K), the rule produces a multi-fold cost cut at small accuracy loss, comfortably amortising the (one-time, cheap) calibration step; on tasks where it does not (MMLU multiple-choice), the rule pays a cost *penalty* and the calibration step itself is the protective signal that flags this before the full evaluation runs.

12) *A formal asymptotic statement*: **Proposition.** *Suppose  $f_0, f_1$  are continuous Beta densities with disjoint moduli and finite KL divergences  $D(f_0||f_1), D(f_1||f_0)$ . Suppose further the consensus scores  $s_r$  are conditionally i.i.d. given the underlying hypothesis. Then the SPRT with thresholds  $A = \log((1 - \beta)/\alpha)$  and  $B = \log(\beta/(1 - \alpha))$  satisfies, with the convention  $\mathbb{E}_H[\cdot]$  denotes expectation conditional on  $H$ :*

- $P_{H_0}(\text{stop } H_1) \leq \alpha, P_{H_1}(\text{stop } H_0) \leq \beta.$
- $\mathbb{E}_{H_1}[R] \rightarrow (1 - \beta)A/D(f_1||f_0)$  as  $\alpha, \beta \rightarrow 0$  with the ratio fixed.
- $\mathbb{E}_{H_0}[R] \rightarrow (1 - \alpha)(-B)/D(f_0||f_1)$  as  $\alpha, \beta \rightarrow 0.$

**Proof sketch.** Wald’s classical result gives the error guarantees, derived from the optional-stopping theorem on the log-likelihood-ratio martingale; the full proof is omitted. The expected-sample-size statements follow from Wald’s identity —  $\mathbb{E}[\Lambda_R] = \mathbb{E}[R] \cdot \mathbb{E}[\log f_1(s_r)/f_0(s_r)]$  under each hypothesis — combined with  $\mathbb{E}_{H_1}[\log f_1/f_0] = D(f_1||f_0)$ , the KL divergence under  $H_1$ . The asymptotic claim takes boundary overshoot to be negligible, which is the standard assumption in Wald’s formulation.

**Discussion.** The takeaway: at fixed error rates, *expected* round count is inversely proportional to the KL divergence between hypotheses. KL-divergence is the natural *distinguishability* measure between two consensus distributions; the more distinct  $f_1$  is from  $f_0$  in KL terms, the fewer rounds the rule needs on average. That is a clean theoretical reason for Section VI’s empirical observation that calibration matters: poor calibration produces  $f_0$  and  $f_1$  that are too close in KL, mechanically inflating expected round count.

13) *Anti-Goodhart guardrails*: A familiar risk comes with the rule’s reliance on the consensus judge. Were the agents optimised directly for *high judge scores* rather than correct answers, the rule would terminate quickly on semantically vacuous “agreement”. That is a Goodhart’s-law failure mode; our real-LLM evaluation does not co-train agents and judge, so it does not exercise this failure mode. Production users should avoid co-training the agents and the judge on the same loss. If they have to, they should periodically monitor the judge’s score distribution against ground truth.

14) *Sensitivity to the agent count  $K$* : The simulation does not track  $K$  directly because the consensus score is the only observable;  $K$  acts on the score distribution through the underlying judge, which the simulation abstracts away. The real-LLM evaluation fixes  $K = 3$ . A sweep over  $K \in \{2, 3, 4, 5\}$  remains future work; the qualitative expectation is that small

$K$  gives a noisier consensus signal (broader Beta), so the rule will require more rounds, while large  $K$  gives a sharper signal at proportionally higher per-round cost.

15) *Sensitivity to question domain mix*: A practical concern is whether calibration on one prompt distribution transfers to a skewed mix. The simulation surrogate is the calibration sensitivity sweep (Section V-G), which bounds the rule’s tolerance to  $\leq \pm 25\%$  Beta perturbation; the MMLU result in Section VI-H shows that a real-world calibration can sit well outside that range, in which case re-calibration — or rejecting the consensus judge as a viable signal for that task — is the right response.

16) *Structured “no-consensus” reports*: A crossing of the lower SPRT boundary turns the outcome into a structurally informative signal: rather than producing a low-confidence aggregate, the rule openly flags the debate as failing to converge. Our prototype no-consensus-report generator takes per-round agent positions and emits a four-part structured analysis. (i) *Contested claim* — the smallest unit of disagreement among the agents, typically a single sub-claim within the answer. (ii) *Factional alignment* — which agents picked which side and how positions evolved round-by-round. (iii) *Information gap* — what extra information was needed to break the deadlock, surfaced via an LLM judge prompt. (iv) *Recommended escalation* — whether to send the item to a stronger backbone, route it for human review, or grow the agent pool.

17) *Connection to debate-time inference scaling*: A separate line of recent work — the o1, o3, and reasoning-model literature — has shown that *single-agent* test-time compute can stand in for extra debate rounds: a single agent thinking longer sometimes matches the multi-agent debate result. There are two ways our SPRT-based rule is orthogonal to that trend. First, it is a stopping rule for whatever debate protocol you are running, not a recommendation to use any specific protocol. Second, the consensus-score signal it consumes captures *across-agent* alignment, which is structurally different from *within-agent* confidence; the two signals could in principle be combined, but our recipe uses only the former. A natural future direction is to use *both* signals via a two-channel SPRT.

## VIII. AN ILLUSTRATIVE WORKED EXAMPLE

*This worked example is a real trace from the GSM8K evaluation in Section VI-H (item gsm8k-00365, protocol B3).* The two contrast paragraphs that follow are simulation-derived sketches that illustrate the other two outcome types (no-consensus, capped); the real GSM8K run produced these outcomes rarely (cap rate 0.5%, no-consensus rate 1.5%), so we use the simulation to walk through them.

**Round 1 (real trace).** The GSM8K item reads: “*There are 6 girls in the park. If there are twice the number of boys in the park, how many kids are in the park?*” (gold answer: 18). The three agents (gpt-5, claude-opus-4-6, gemini-2.5-pro) all emit “18” with near-identical reasoning chains (e.g. “ $2 \times 6 = 12$  boys;  $6 + 12 = 18$ ”). The claude-opus-4-6 consensus judge returns  $s_1 = 1.00$ . Under the fitted GSM8K calibration  $f_0 = \text{Beta}(13.21, 21.25)$ ,  $f_1 = \text{Beta}(0.55, 0.10)$  (Section VI-H), the  $f_1$  density piles up sharply near  $s = 1$

while  $f_0$  vanishes there, so the per-round log-likelihood ratio at  $s_1 = 1.00$  evaluates (with the orchestrator’s numerical  $\epsilon$ -clip) to +266.7, giving cumulative  $\Lambda_1 = 266.7 \gg A = 2.94$ . *Stop after one round, declare consensus, emit “18”.* Wall-clock for the item: 7.5 s and 4 LLM calls (3 agents + 1 judge). Under the call-count convention in Table III, the fixed-5-round baseline would have spent four more rounds — twelve additional agent calls — to reach the same answer. This trace is representative: 98% of GSM8K B3 items terminate at round 1.

**Contrast: a borderline JudgeBench item (simulated).** On a preference item where the two responses are roughly equally good, simulated judge scores hover near  $\mu_0 \approx 0.29$  for several rounds. With  $s_r \approx 0.30$  the per-round log-likelihood ratio is  $\approx -1.30$  (under the simulation’s JudgeBench calibration); cumulative  $\Lambda_R$  slowly drifts toward  $B = -2.94$  and typically crosses by round 3 or 4. The rule emits “no-consensus” and the orchestrator falls back to the highest-individual-confidence answer. A real-LLM evaluation on JudgeBench is left for future work.

**Contrast: a capped item (simulated).** On a hard item with mixed signals —  $s_r$  alternating in  $[0.4, 0.55]$ , neither decisively in  $H_1$  nor in  $H_0$  territory —  $\Lambda_R$  random-walks inside the corridor for many rounds. Under the simulation’s GSM8K planning-target calibration the cap rate is well under 1% on a random item, but the worst of the right tail can hit  $R_{\max} = 8$ . The orchestrator returns the most common answer and flags the metadata for downstream re-routing. (Note: the MMLU real-LLM run in Section VI-H caps on 99.5% of items, but for a different reason —  $\text{KL} \approx 0$  rather than a borderline single item.)

### A. Aggregation

By design, the aggregator stays simple: majority vote, with a confidence-weighted tiebreak when there is no plurality. Fancier aggregators are possible — for instance, a final synthesis call to a strong model — but majority vote was found to suffice and is reported for clarity. The orchestrator structure is fully specified by Algorithm 1.

### B. Failure modes (anticipated)

Four recurring failure modes are visible already in the simulation, and we expect them to recur in any real-LLM deployment. **(M1) Premature consensus on a wrong answer.** Agents converge fast on a confident-sounding but incorrect answer;  $s_r$  runs high after round 1; the SPRT halts; the answer is wrong. In the simulation, this corresponds to “ $\hat{\alpha}$ ”-type errors — the rule stops at  $H_1$  when  $H_0$  holds. Empirical rate at  $\alpha = 0.05$ :  $\approx 1.6\%$  on the MMLU calibration (well under nominal 0.05). Real-LLM mitigation needs a stronger judge — one that scores not just “consensus” but “consensus on a defensible claim” — and that is future work. **(M2) Slow drift to consensus on a wrong answer.** Agents start divided, then drift to a wrong answer; eventually the SPRT fires consensus and the answer is wrong. This is an LLM-debate failure mode unrelated to the SPRT (the SPRT only chooses when to stop, not what answer to emit), and the simulation cannot capture

it. **(M3) Permanent disagreement on a question with a clear answer.** The SPRT correctly flags no-consensus; the no-consensus-report mechanism (Section VII-C16) surfaces individual high-confidence votes for human triage. **(M4) Capping on a question that would have converged later.** The SPRT reaches  $R_{\max}$  when it would have crossed in round 9 or 10. Cap rate under simulation  $\leq 1\%$  at the chosen calibrations; the obvious fix is a higher cap, at the obvious cost.

### C. Per-task qualitative observations

Easy items dominate the rule’s behaviour on MMLU in the simulation:  $\approx 22\%$  of MMLU paths terminate at  $R = 1$ , and these drive most of the round-count savings. GSM8K looks similar under the planning-target simulation ( $\approx 21\%$  stop at  $R = 1$ ), but the real GSM8K calibration is much more separated and moves 98% of B3 items to round-1 termination. MMLU moves in the opposite direction: the real calibration collapses the KL and sends 99.5% of B3 items to the cap. That divergence is the point of the v2 framing: calibration is not bookkeeping after the fact, but the diagnostic that decides whether sequential stopping is deployable for a domain.

## IX. FUTURE WORK

Five directions stand out. **(1) Adaptive likelihoods.** Replace the static Beta models with a learned likelihood that updates on the round-1 prefix — for instance, a small calibrated regression from prefix features to  $(\alpha_t, \beta_t)$ . **(2) Multi-class hypotheses.** Generalise from "consensus vs no-consensus" to a finer outcome lattice — consensus / partial consensus / contested / no-consensus — via a ladder of pairwise SPRTs or a sequential generalised likelihood-ratio test. **(3) Closed-loop calibration.** Drive online recalibration of  $(f_0, f_1)$  via expectation-maximisation against the production outcome distribution. **(4) Adversarial-robust judges.** Stress-test the rule against agents that explicitly try to fool the judge, and develop judge-side defences. **(5) Cross-task transfer.** Investigate whether calibration on one domain transfers to a related domain via a fine-tuned shrinkage estimator on the Beta moments.

## X. CONCLUSION

What we have put forward is a sequential-consensus rule for multi-agent LLM debates: Wald’s SPRT, run on the consensus score from an LLM judge, paired with a Beta likelihood family, per-domain calibration, plus a hard cap. In a Monte-Carlo simulation under three per-task calibrated Beta likelihood pairs ( $N = 50,000$  trajectories per hypothesis,  $\alpha = \beta = 0.05$ ,  $R_{\max} = 8$ ), the rule cuts the average debate round count by  $\approx 50\%$  relative to a fixed-5 baseline, with empirical type-I/II error rates conservatively below the nominal targets. A real-LLM evaluation on 200 attempted MMLU and 200 attempted GSM8K items (Section VI-H) qualitatively validates the compute-savings mechanism on GSM8K — a  $3.7\times$  LLM-call reduction at  $-2\text{pp}$  accuracy — and surfaces a clean negative result on MMLU: the consensus judge cannot discriminate correct from incorrect converged multiple-choice answers, the calibrated separation collapses

to  $\approx 0$ , and the SPRT correctly reports that no early stop is justified (99.5% cap rate,  $2.1\times$  cost *increase*). The headline empirical conclusion is not that SPRT improves multi-agent debate accuracy. It is that SPRT-on-consensus can serve as a compute governor and calibration diagnostic, saving compute precisely when the consensus judge’s score correlates with correctness and flagging failure cases before a full deployment burns budget. A real-LLM evaluation on JudgeBench-style preference tasks is left for future work. The rule is plug-in, and should be a small but useful addition to any multi-agent debate stack.

## ACKNOWLEDGMENTS

Thanks to the open-source maintainers of the Society-of-Minds debate prompts, and to the authors of MMLU, GSM8K, and JudgeBench: the public benchmarks they released made it possible to assess this rule.

## REFERENCES

- [1] Y. Du, S. Li, A. Torralba, J. B. Tenenbaum, and I. Mordatch, "Improving factuality and reasoning in language models through multiagent debate," in *Proceedings of the 41st International Conference on Machine Learning (ICML)*, 2024, arXiv:2305.14325.
- [2] T. Liang, Z. He, W. Jiao, X. Wang, Y. Wang, R. Wang, Y. Yang, S. Shi, and Z. Tu, "Encouraging divergent thinking in large language models through multi-agent debate," in *Proceedings of the 2024 Conference on Empirical Methods in Natural Language Processing (EMNLP)*, 2024, arXiv:2305.19118.
- [3] X. Wang, J. Wei, D. Schuurmans, Q. V. Le, E. H. Chi, S. Narang, A. Chowdhery, and D. Zhou, "Self-consistency improves chain of thought reasoning in language models," in *International Conference on Learning Representations (ICLR)*, 2023, arXiv:2203.11171.
- [4] A. Wald, *Sequential Analysis*. John Wiley and Sons, 1947.
- [5] K. K. G. Lan and D. L. DeMets, "Discrete sequential boundaries for clinical trials," *Biometrika*, vol. 70, no. 3, pp. 659–663, 1983.
- [6] R. Johari, P. Koomen, L. Pekelis, and D. Walsh, "Peeking at A/B tests: Why it matters, and what to do about it," in *Proceedings of the 23rd ACM SIGKDD International Conference on Knowledge Discovery and Data Mining*, 2017.
- [7] L. Zheng, W.-L. Chiang, Y. Sheng, S. Zhuang, Z. Wu, Y. Zhuang, Z. Lin, Z. Li, D. Li, E. P. Xing, H. Zhang, J. E. Gonzalez, and I. Stoica, "Judging LLM-as-a-Judge with MT-Bench and Chatbot Arena," in *Advances in Neural Information Processing Systems, Datasets and Benchmarks Track*, 2023, arXiv:2306.05685.
- [8] D. Hendrycks, C. Burns, S. Basart, A. Zou, M. Mazeika, D. Song, and J. Steinhardt, "Measuring massive multitask language understanding," in *International Conference on Learning Representations (ICLR)*, 2021, arXiv:2009.03300.
- [9] K. Cobbe, V. Kosaraju, M. Bavarian, M. Chen, H. Jun, L. Kaiser, M. Plappert, J. Tworek, J. Hilton, R. Nakano, C. Hesse, and J. Schulman, "Training verifiers to solve math word problems," 2021.
- [10] J. Wei, X. Wang, D. Schuurmans, M. Bosma, B. Ichter, F. Xia, E. H. Chi, Q. V. Le, and D. Zhou, "Chain-of-thought prompting elicits reasoning in large language models," in *Advances in Neural Information Processing Systems (NeurIPS)*, 2022, arXiv:2201.11903.
- [11] S. Yao, D. Yu, J. Zhao, I. Shafraan, T. L. Griffiths, Y. Cao, and K. Narasimhan, "Tree of thoughts: Deliberate problem solving with large language models," in *Advances in Neural Information Processing Systems (NeurIPS)*, 2023, arXiv:2305.10601.
- [12] A. Morandi, "RTL – research, teach-to-learn, critique: A three-stage prompting paradigm inspired by the Feynman learning technique that lifts LLM-as-judge accuracy on JudgeBench with no fine-tuning," 2026. [Online]. Available: <https://arxiv.org/abs/2605.13695>