
DecisionBench: A Benchmark for Emergent Delegation in Long-Horizon Agentic Workflows

Yuxuan Gao^{1,2*} Megan Wang^{1,3*} Yi Ling Yu^{1,2*} Zijian Carl Ma⁴ Ao Qu⁵

¹OpenMesh AI ²University of Pennsylvania ³Columbia University

⁴Stanford University ⁵MIT

* Equal contribution (alphabetical order)

Code and data: <https://huggingface.co/decisionbench>

Abstract

We introduce **DecisionBench**, a benchmark substrate for emergent delegation in long-horizon agentic workflows. The substrate fixes a task suite (GAIA, τ -bench, BFCL multi-turn), a peer-model pool (11 models, 7 vendor families), a delegation interface (`call_model` plus an optional `read_profile` channel), a deterministic skill-annotation layer, and a multi-axis metric suite covering quality, cost, latency, delegation rate, routing fidelity-at- k , vendor self-preference, and a counterfactual-delegation ceiling. The substrate is agnostic to how peer information is generated or delivered, so learned routers, richer peer memories, adaptive profile construction, and multi-step delegation can all be evaluated against it. We characterize the substrate with a five-condition reference sweep on the full pool ($n=23,375$ task instances). Three benchmark-level findings emerge: (i) mean end-task quality is statistically indistinguishable across the four awareness conditions ($|\beta| \leq 0.010$, $p \geq 0.21$), so quality-only evaluation would miss the orchestration signal; (ii) routing fidelity-at-1 ranges from 7.5% to 29.5% across conditions at near-equal mean quality, with delivery channel (on-demand tool vs. preloaded description) dominating description content; (iii) a counterfactual ceiling places perfect delegation 15–31 percentage points above measured performance on every suite, locating large unrealized headroom for future orchestration methods. We release the substrate, annotation layer, reference intervention suite, analysis pipeline, and 220 per-condition run archives.

1 Introduction

Large language model (LLM) agents are increasingly deployed for tasks that span minutes to hours of tool use [44, 47], with the dominant cost shifting from per-token quality to compute spent on sub-tasks where a smaller or differently-specialized peer model would have sufficed [6, 13, 24]. Routing a sub-task to a peer rather than solving it locally is therefore a Pareto-frontier shifter alongside raw model capability. A practitioner deploying an agentic system today must decide whether to delegate, to whom, and what (if anything) to tell the orchestrator about its peers. These decisions are typically made by intuition because no benchmark has measured them in isolation.

Existing agentic benchmarks measure single-agent capability on a fixed task — GAIA [23], τ -bench [49], BFCL [29] and others (§2). Multi-agent systems work [11, 43] typically uses hand-coded role assignment rather than emergent delegation. Cost-aware routing benchmarks [13, 24] treat routing as a learned external policy rather than a behavior the orchestrator must exhibit on its own. SkillsBench [17] measures skill scaffolds attached to a single agent. None of these directly measure

whether an agent delegates well between peer models in the course of solving a long-horizon task, or what process-level metrics would reveal about how those delegation decisions are made.

We introduce **DecisionBench**, a benchmark substrate for emergent delegation in long-horizon agentic workflows. The substrate fixes (1) a task suite (GAIA, τ -bench, BFCL multi-turn, with deterministic Stage-1/Stage-2 splits), (2) a peer-model pool (11 models from 7 vendor families pinned to a freeze date), (3) a delegation interface (a `call_model` tool, optionally paired with a `read_profile` channel for peer-information interventions), (4) an annotation layer (a frozen 7-skill taxonomy and a deterministic step tagger, released as evaluation machinery rather than a method we propose), and (5) a metric suite covering end-task quality, cost, latency, delegation rate, routing fidelity-at- k , vendor self-preference, and a counterfactual-delegation ceiling. The substrate is agnostic to how peer information is generated or delivered; methods that produce learned routers, richer peer memories, adaptive profile construction, or multi-step delegation can all be evaluated against it.

To demonstrate how DecisionBench evaluates peer-awareness interventions, we instantiate four reference conditions over the released annotation layer, against a no-information baseline: (`blind`) only `call_model`, no peer description; (`aware-c1/c2/c3`) preload a peer description constructed three different ways — a curated rubric, deterministic statistics from Stage-1 traces, or dual out-of-pool LLM-judge summaries — and expose `read_profile`; and (`aware-tool-only`) the same tools as the aware variants but with the preloaded description suppressed, a one-variable ablation that isolates delivery channel from description content. These reference interventions are not part of the benchmark definition; they are the baselines we use to demonstrate the substrate and to seed comparisons for future methods.

Findings. Across the 5-condition reference sweep on the 11-model pool ($11 \times 3 \times 5 = 165$ cells, $n = 23,375$ tasks), three benchmark-level patterns emerge. (1) *End-task quality is mostly flat across awareness conditions* ($|\beta| \leq 0.010$, $p \geq 0.21$ in a mixed-effects fit), so quality-only evaluation would miss the orchestration signal entirely. (2) *Delegation fidelity moves cleanly*: on-demand tool access (`aware-tool-only`) more than doubles routing precision-at-1 over `blind` (14.2% \rightarrow 29.5%) at quality parity and lower mean cost; preloaded variants capture less than half of the gain (C2 20.8%, C3 15.5%; C1 7.5%, below `blind`). The dissociation between fidelity and quality is itself the methodological payoff of measuring process-level metrics, not just outcomes. (3) A counterfactual-delegation ceiling places perfect single-step delegation 15–31 pp above measured performance on every suite, locating substantial unrealized headroom for future orchestration methods. We additionally document cross-vendor self-preference in delegation behavior at 1.5–3.7 \times chance.

Contributions. (1) **The DecisionBench benchmark** for emergent delegation in long-horizon agentic workflows: a fixed task suite, peer-model pool, delegation interface, annotation layer (frozen 7-skill taxonomy plus deterministic step tagger), and a multi-axis metric suite (quality, cost, latency, delegation rate, fidelity-at- k , vendor self-preference, counterfactual ceiling). (2) **A reference intervention suite** for peer-awareness on the benchmark: three profile-card content variants (curated rubric, deterministic statistics, dual out-of-pool LLM-judge summary) and a delivery-channel ablation (`aware-tool-only`) that isolates information content from delivery mechanism. These are baselines on DecisionBench, not part of the benchmark definition. (3) **An empirical characterization** of the substrate using the reference suite: end-task quality is statistically flat across awareness conditions, delivery channel dominates description content, and the perfect-delegation ceiling exceeds measured performance by 15–31 pp on every suite — patterns visible only through the process-level metrics the benchmark instruments. (4) **Documented cross-vendor self-preference** in delegation behavior, the orchestration-tool analogue of LLM-as-judge biases [27, 31, 41, 52].

2 Related Work

Agentic benchmarks. GAIA [23] introduced a general-assistant benchmark framed against the single-shot evaluation limitation; τ -bench [49] tests multi-turn state tracking under domain policy [1, 16]; SWE-Bench [14] and SWE-Bench Pro [32] cover repository-level coding; BFCL [29] and ToolLLM [30] measure function-calling correctness; WebArena [53], Mind2Web [7], and WebShop [46] cover web environments; ALFWorld [37] and OSWorld [45] cover embodied / desktop-OS settings; AgentBench [19] aggregates many; MLE-bench [5] and Cybench [50] target ML engineering and cybersecurity. We use GAIA, τ -bench, and BFCL as heterogeneous quality probes spanning open-ended retrieval, dialogue, and structured tool calls.

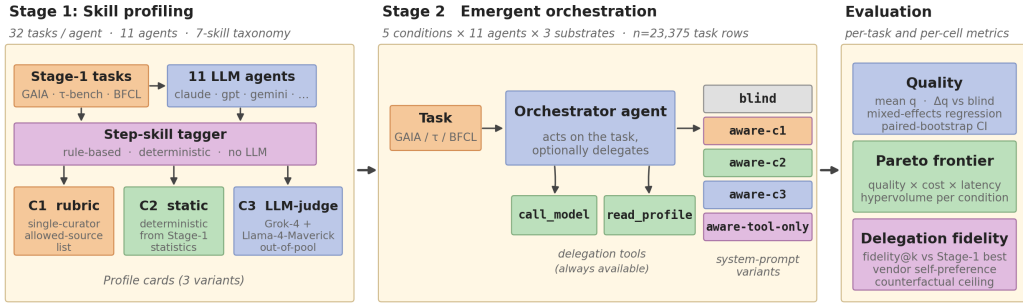


Figure 1: **DecisionBench overview.** *Left (substrate, §3).* The benchmark fixes a task suite (GAIA, τ -bench, BFCL multi-turn), a peer-model pool (11 models, 7 vendor families), a delegation interface (`call_model`, plus an optional `read_profile` channel), an annotation layer (frozen 7-skill taxonomy and deterministic step tagger; App. C), and a metric suite (quality, cost, latency, delegation rate, fidelity-at- k , self-preference, counterfactual ceiling). *Right (reference interventions, §4).* To demonstrate the substrate, peer trajectories on the Stage-1 split are rendered into three profile-card variants (C1 rubric, C2 deterministic statistics, C3 dual LLM-judge); each is used as a preloaded description in an `aware-` condition. A delivery-channel ablation (`aware-tool-only`) exposes `read_profile` without preloading any description, isolating delivery from content. These five conditions seed comparisons for future orchestration methods but are not part of the benchmark definition.

Skill-aware agent design. SkillsBench [17] measures the contribution of skill scaffolds to agent configurations such as Claude Code and Codex CLI; related lines extend single-agent capability through chained reasoning [15, 40, 42, 48], self-feedback [22, 36], open-ended exploration [28, 38], constitution-style behavior shaping [2, 26], and long-context processing [3, 12]. DecisionBench differs in (1) testing raw model APIs rather than product configurations and (2) treating “skill knowledge” as peer capabilities surfaced to a different agent that may delegate, letting us measure whether structured peer knowledge improves cross-model delegation — a question single-agent skill scaffolds cannot address.

Cost-aware orchestration and routing. RouteLLM [24] and FrugalGPT [6] treat routing as a learned external policy; HybridLLM [8], AutoMix [21], EcoAssistant [51], and RouterBench [13] extend the policy line, while mixture- and society-of-agents formulations [9, 35, 39] distribute work with hand-coded coordination. DecisionBench measures emergent orchestration with no external policy and no hard-coded roles — the baseline before any router is trained.

LLM-as-judge for trace analysis. LLM judging [18, 52] is now a standard substitute for human evaluation, with documented self-preference [27], position [41], and length [31] biases. DecisionBench’s C3 profile variant uses this technique for trace analysis (§4.2); we mitigate self-preference by using two judges from families outside the agent pool and surfacing both judgments side-by-side rather than averaging.

3 DecisionBench: Benchmark Substrate

DecisionBench is a fixed substrate for measuring emergent delegation in long-horizon agentic workflows. It comprises a task suite (§3.1), a peer-model pool (§3.2), a delegation interface (§3.3), an annotation layer (§3.4) used as evaluation machinery rather than as a proposed orchestration method, and a metric suite (§3.5). The substrate is agnostic to how peer information is generated, summarized, or delivered; the reference interventions we use to characterize it in §4 are one family of methods among many it admits.

3.1 Task suites and splits

DecisionBench draws long-horizon agentic tasks from three established benchmarks, partitioned into a Stage-1 (profiling) split and a Stage-2 (evaluation) split via a deterministic 20/80 stratified sample

(seed=10): GAIA [23] (general tool-use QA, exact-match scoring; stratified by Level, 32 / 133 tasks within the validation set since the public test-set leaderboard is non-functional, see §8); τ -bench [49] (tool-agent-user dialogue, pass^k; stratified by sub-domain into airline / retail shards); BFCL v4 multi-turn [29] (function-calling, AST-match on per-turn calls, see §8; stratified by task family). The Stage-1 split is the basis for any profile-building intervention (§4); the Stage-2 split is the held-out evaluation set on which all reported numbers are measured. “Long-horizon” here means multi-step trajectories within a task, not multi-hour deployments. SWE-Bench Pro is excluded from headline results (Docker harness unreliable in our regime) and reported only as appendix material.

3.2 Peer-model pool

Eleven models across seven vendor families (OpenAI, Anthropic, Google DeepMind, DeepSeek, Moonshot, Qwen, MiniMax), pinned to a 2026-04-29 freeze date and routed via OpenRouter [25]. The pool is intentionally heterogeneous in vendor, size class, and reasoning-mode capability so that delegation is plausibly useful. Full per-model list in Appendix A.

3.3 Delegation interface

A DecisionBench orchestrator is an LLM agent running the Stage-2 task loop with at least one tool, `call_model(name, subtask, budget_usd)`, that delegates a sub-task to a named peer in the pool. The peer receives only the orchestrator’s `subtask` string plus its own system prompt; it does not see earlier turns. The peer’s return value is the orchestrator’s tool result, after which the orchestrator continues the task. A delegation cap of 10 peer calls per task bounds runaway loops; no other constraint is imposed.

The benchmark also defines an optional second tool, `read_profile(model)`, which returns a structured description of the named peer. This tool is the channel through which peer-information interventions are delivered to the orchestrator. A method that does not consume peer information at all (e.g., the `blind` baseline in §4) simply omits this tool. The benchmark does not specify what `read_profile` returns; that is part of the intervention being evaluated.

3.4 Annotation layer: skill taxonomy and step tagger

To enable process-level evaluation of delegation decisions — specifically, whether a delegation was sent to a peer well-suited to the sub-task — DecisionBench ships an annotation layer. The annotation layer is part of the benchmark’s analysis machinery, not a proposed orchestration method; methods are free to use it, ignore it, or replace it with their own.

A fixed 7-skill taxonomy (App. C, Table 4) is frozen prior to any tagging: tool-call schema adherence (BFCL_{primary}); multi-turn state tracking (τ); domain-policy compliance (τ); information retrieval (GAIA, τ); multi-step reasoning (GAIA); numerical computation (GAIA, τ); long-input handling (GAIA). Each skill has at least one primary suite, so the taxonomy exercises observable behavior on every cell. A deterministic rule-based step tagger (App. D, version-pinned) assigns at most one skill to each step of an agent trajectory using trace-only signal (tool name, finish reason, input-token threshold $\geq 15K$, refusal-phrase regex), with no LLM judgment. The tagger is the basis for two evaluation primitives in the metric suite: per-(model, skill) Stage-1 pass-rate statistics (which define the “Stage-1-best peer for a skill” used in fidelity and ceiling metrics) and the dominant-skill assignment for each Stage-2 delegation context. An emergent-taxonomy audit (App. E) finds that 94.5% of a free-form LLM-judge re-tagging on a sub-sample maps cleanly to one of the seven labels.

3.5 Metrics

DecisionBench reports a multi-axis profile per orchestration method, spanning outcome and process:

Quality / cost / latency. Per-suite native quality (GAIA exact match, τ -bench pass^k, BFCL AST match), cost in USD per task at freeze-date OpenRouter pricing, and wall-clock latency.

Quality-cost trade-off. 2D Pareto hypervolume in (q , $-cost$) space against a fixed cost reference ($1.05 \times$ max observed mean cost per benchmark), with paired-bootstrap 95% CIs ($n_{boot}=5000$) on the difference vs. a designated baseline condition.

Delegation rate. Mean `call_model` invocations per task, per (model, suite, condition).

Delegation fidelity@ k . For every observed `call_model` invocation, the rule-based tagger infers the dominant skill of the orchestrator’s pre-call trajectory; we rank candidate peers by their Stage-1 pass rate on that skill and report the share of delegations that pick one of the top- k ($k \in \{1, 3\}$). This is a process-level routing-quality signal that does not depend on the final task outcome.

Vendor self-preference. For each delegation we record the (orchestrator vendor, peer vendor) pair and compare the observed same-vendor share against the chance-level rate implied by pool composition (a vendor with k peers in an N -pool has expected same-vendor share $(k-1)/(N-1)$).

Counterfactual-delegation ceiling. For each blind task we compute the most-optimistic outcome if the orchestrator had delegated the entire task to its Stage-1-best peer on the inferred dominant skill, with the peer answering at its empirical Stage-1 pass rate. This bound is an explicit upper envelope under stated assumptions (App. U) and serves as unrealized-headroom information for future methods.

Paired-bootstrap CIs throughout are matched on task id, with τ -bench task ids prefixed by `env shard` so `airline-task-0` is distinct from `retail-task-0`. The full per-task records ($\sim 23k$ rows under the reference sweep in §5) are released as `records.jsonl.gz` so every numerical claim is reproducible from a single analysis script.

4 Reference Awareness Conditions

The following five conditions are not part of the benchmark definition; they are reference interventions instantiated on DecisionBench to demonstrate how peer-awareness mechanisms are evaluated and to seed comparisons for future methods. Each intervention is fully specified by (i) what `read_profile` returns (the description content), and (ii) whether the same content is also preloaded into the orchestrator’s system prompt (the delivery channel).

A concrete profile-card instance. To ground the construction details that follow, we first present a representative artifact: the abridged C2 card for `claude-opus-4.7`, rendered exactly as it would appear in the orchestrator’s context window.

```
--
model: claude-opus-4.7; variant: c2_static; tagger:
v2.0-2026-05-01;
n_tasks: 105; benchmarks: [bfcl, gaia, tau-bench]
--
```

claude-opus-4.7 — derived skill profile (C2). Generated automatically from 105 Stage-1 tasks across 3 benchmarks. No LLM judgment; reproducible from trace zips alone.

Strengths. Domain-policy compliance (rank 2/10, 9/11 = 82% pass, \$0.069/success); numerical computation (3/11, 27/34 = 79%, \$0.163/success); tool-call schema adherence (5/11, 41/52 = 79%).

Weaknesses. Long-input handling (rank 2/8, 12/22 = 55%, \$1.96/success); information retrieval (4/11, 35/46 = 76%); multi-turn state tracking (5/11, 57/73 = 78%).

	Skill	pass	n	avg steps	avg out-tok	\$/task
All measured skills.	Domain-policy	82%	11	1.2	256	0.056
	Information retrieval	76%	46	3.7	453	0.142
	Multi-turn state tracking	78%	73	8.3	504	0.258
	...					

The C1 variant replaces the strength/weakness sentences with curated vendor-claim citations and curator notes; C3 replaces them with two judge-written prose paragraphs (Grok-4, Llama-4-Maverick) preserved side-by-side. All three variants share the (YAML frontmatter, strengths, weaknesses, all-skills table) skeleton; the full set of $11 \times 3 = 33$ cards is released under `profile_cards/`.

4.1 Blind delegation baseline

`blind` exposes only `call_model` with the peer-name list and no skill information; `read_profile` is not attached. The orchestrator delegates entirely from priors over peer names. This is the no-information reference against which the four awareness interventions below are compared. Empirically (see Table 2) blind delegation rates are 0.02 on τ -bench, 0.17 on BFCL, and 0.41 on GAIA per

task, so blind quality is within $\sim 1-2$ pp of solo on τ -bench and BFCL and serves as the operative no-delegation baseline on those two suites; a full Stage-2 solo (no-call_model-tool) cell is queued for a future release.

4.2 Profile-card content variants

The three content variants share schema and differ only in construction; all are rendered as markdown for an agent’s context window. Per-(model, skill) Stage-1 static metrics (pass rate, mean tokens, mean steps, mean latency, cost-per-success) are the arithmetic primitive on which C2 is built, and which C3 judges read alongside raw traces.

C1 (structured-rubric anchor): a curated per-skill profile assembled from public sources only (vendor model cards, public leaderboards [17, 20, 29, 33]) with provenance markers; single-curator, pre-registered at a dated git hash, treated as a structured-rubric anchor rather than a validated human baseline.

C2 (static-metric): deterministic statistics over the agent’s own Stage-1 traces (per-(model, skill) pass rate, tokens, steps, latency, cost-per-success, percentile rank), end-to-end reproducible from released zips with tagger version pinned. No LLM judgment, so reviewer disagreement collapses to verifiable arithmetic.

C3 (dual-LLM-judge): free-form skill summaries from two out-of-pool judges (xAI Grok-4, Meta Llama-4-Maverick) that read each candidate’s Stage-1 traces independently; both judgments preserved side-by-side, not synthesized. Inter-judge Spearman $\bar{\rho}$ (App. Q) is itself a measurable sub-metric.

4.3 Delivery channels: preloaded versus on-demand

The same description content can reach an orchestrator through two qualitatively different channels: pasted into the system prompt before the task starts (preloaded), or retrievable through a `read_profile` tool call mid-task (on-demand). The aware conditions span both axes:

- `aware-c1`, `aware-c2`, `aware-c3` — `call_model` + `read_profile` serving the matching C1/C2/C3 card on demand, with the same description *also* preloaded in the system prompt.
- `aware-tool-only` — same tools as `aware-c2` (the C2 card is what `read_profile` returns), but with the preloaded peer description suppressed. This is a one-variable ablation against `aware-c2`, pinning content at C2 and isolating the delivery-channel axis.

Cards are served on demand so which cards the agent reads is itself measurable behavior.

4.4 Stage-2 condition summary

Table 1 summarizes the five conditions on the content \times delivery axes.

Condition	call_model	read_profile returns	preloaded
blind	yes	(tool not attached)	no
aware-c1	yes	C1 card	C1 description
aware-c2	yes	C2 card	C2 description
aware-c3	yes	C3 card	C3 description
aware-tool-only	yes	C2 card	no

Table 1: Five reference conditions instantiated on DecisionBench, along the content axis (C1 curated rubric / C2 deterministic statistics / C3 dual LLM-judge) and the delivery axis (preloaded into the system prompt versus retrieved on demand through `read_profile`). `aware-tool-only` is the one-variable ablation against `aware-c2`.

5 Experimental Setup

We characterize the substrate by running the five reference conditions on the eleven-model pool, yielding $11 \text{ models} \times 3 \text{ benchmarks} \times 5 \text{ conditions} = 165 \text{ cells}$ (220 run zips after τ -bench airline/retail

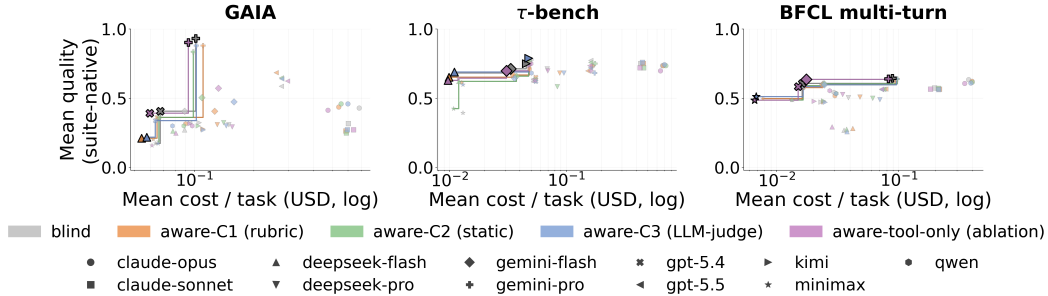


Figure 2: Quality–cost Pareto frontier per benchmark (GAIA: general tool-use; τ -bench: tool–agent–user dialogue; BFCL multi-turn: function-calling), 5 conditions overlaid. One marker per agent, one color per condition; step curves trace each condition’s frontier across the 11 agents. Aggregate frontiers are largely superimposed; per-agent Pareto-favorable movement (Fig. 3) is where awareness effects concentrate. Aware-tool-only (purple) tracks the blind frontier on GAIA / BFCL and runs at lower mean cost than the preloaded-aware variants because it avoids the per-call ~ 30 -line peer-description augmentation in the system prompt.

sharding). Each cell evaluates 133 GAIA tasks, 132 τ -bench tasks, or 160 BFCL tasks against the substrate metric suite (§3.5); total $n=23,375$ task instances. All scoring is post-hoc against the canonical metrics. Compute budget and per-model spend are detailed in App. H.

For statistical inference we use two estimators. Paired-bootstrap 95% CIs on Δq vs. blind are matched on task id ($n_{boot}=5000$, basic / Hall-reflected). For the global test that any aware condition shifts mean quality, we fit a random-intercept mixed-effects model $q \sim \text{cond} + (1|\text{agent} \times \text{benchmark})$ on the 23,375 task rows with `statsmodels` [34]; the full output is in App. T. Random slopes for cond did not converge under any of four optimizers we tried, so the fit is random-intercept only; this is conservative since unmodeled task-level variance inflates residual SEs.

Released artifacts. We release: the DecisionBench substrate (`decision_bench/ task / pool / interface / metric code`); the annotation layer (`tagger.py v2.0`, frozen 7-skill taxonomy, 200-step emergent-audit CSV); the reference intervention suite (`profile_cards/` with all 33 cards in three variants, plus the `aware-tool-only` ablation harness); the analysis pipeline; and 220 per-condition run archives spanning $\sim 23,000$ task-level traces. The C2 cards are reproducible from the released zips via `tools/build_c2_profile.py`; the C3 cards via `tools/build_c3_profile.py` ($\sim \$10$ – $\$20$ of judge inference).

6 Results

We organize results around six questions DecisionBench is designed to answer about a peer-awareness intervention: (§6.1) does it improve mean end-task quality? (§6.2) where is the signal hidden in the aggregate, across agents and suites? (§6.3) does delivery channel or description content matter more? (§6.4) does it improve which peer the orchestrator chooses? (§6.5) what failure modes does the benchmark surface? (§6.6) how much unrealized headroom remains for future methods?

6.1 End-task quality is mostly flat across awareness conditions

Mean end-task quality is statistically indistinguishable across the four awareness conditions, on every suite. Routing fidelity, in contrast, produces a clear ordering across the same five conditions (§6.4); the dissociation is the methodological payoff of measuring process- and outcome-level metrics together. Table 2 reports per-condition aggregates; Fig. 2 shows the underlying quality–cost frontiers.

Awareness improves routing precision. Awareness lifts routing fidelity@1 in three of four conditions: blind 14.2% \rightarrow aware-c1 7.5%, aware-c2 20.8%, aware-c3 15.5%, aware-tool-only 29.5%. On-demand tool access drives the largest gain; partial-preload C2 and C3 capture roughly half; only the rubric variant (C1) underperforms blind. Mean quality is flat across all four awareness conditions: Δq is $\{-1.2, -0.4, -1.4, +0.1\}$ pp on GAIA, $\{+0.1, -2.3, -0.3, -0.1\}$ pp on τ -bench, and $\{-0.5, -0.4, -0.8, +0.3\}$ pp on BFCL for aware-c1/c2/c3/tool-only. A mixed-effects regression

$q \sim \text{cond} + (1 | \text{agent} \times \text{benchmark})$ on 23,375 task rows confirms all four aware coefficients are indistinguishable from blind ($\beta \in \{-0.005, -0.010, -0.008, +0.001\}$, all $p \geq 0.21$); the largest pairwise contrast is C2 vs. tool-only $\Delta\hat{\beta} = -0.011$, $p=0.18$ (full table App. I). This dissociation — fidelity moves cleanly across conditions while mean quality does not — is itself a methodological finding: process-level metrics detect orchestration design differences that quality-only evaluation misses. Whether the routing-fidelity gain propagates to outcome at larger sample sizes or under multi-step delegation is open work (§8).

Negative ΔHV reflects a cost-band shift, not quality regression. Six of nine ΔHV CIs (paired bootstrap, basic; full table in App. I) exclude zero, all in the negative direction — four GAIA aware variants plus two τ -bench cells (aware-c2 -0.011 [$-.019, -.005$]; aware-tool-only -0.017 [$-.027, -.014$]). These are driven entirely by the per-call ~ 30 -line peer-description augmentation in the system prompt translating the same quality cluster to a higher cost band ($+0.02$ – 0.05 /task), consistent with the near-flat Δq coefficients from the mixed-effects fit above. aware-tool-only, which avoids this prompt augmentation, is bootstrap-flat or weakly positive on every suite. BFCL is bootstrap-flat across all conditions.

Reading the frontiers (Fig. 2). Per-suite reading: GAIA preloaded variants translate the same quality cluster to a higher cost band ($+0.02$ – 0.05 /task); on τ -bench, aware-c2 and aware-tool-only drift lower-tier agents downward (the two cells with HV CIs excluding zero); BFCL is bootstrap-flat. Aggregate frontiers are largely superimposed.

Bench	Cond.	mean q	Δq vs. blind	mean \$	dlg/task
GAIA	blind	0.407	—	0.211	0.41
	aware-c1	0.395	-0.012	0.194	0.28
	aware-c2	0.403	-0.004	0.197	0.31
	aware-c3	0.393	-0.014	0.205	0.29
	aware-tool-only	0.408	$+0.001$	0.199	0.19
τ -bench	blind	0.695	—	0.155	0.02
	aware-c1	0.696	$+0.001$	0.159	0.01
	aware-c2	0.672	-0.023	0.164	0.02
	aware-c3	0.692	-0.003	0.162	0.01
	aware-tool-only	0.694	-0.001	0.152	0.00
BFCL	blind	0.536	—	0.083	0.17
	aware-c1	0.531	-0.005	0.089	0.12
	aware-c2	0.533	-0.004	0.090	0.13
	aware-c3	0.529	-0.008	0.089	0.12
	aware-tool-only	0.539	$+0.003$	0.076	0.06

Table 2: Stage-2 aggregates: mean per-task quality, Δq vs. blind, mean cost (USD), and mean delegation count per task, averaged across the 11 agents. The aware-tool-only condition matches or beats blind on quality at lower mean cost and lower delegation count, the most parsimonious of the five conditions on every dimension. Per-suite delegation-rate context appears in §6.1.

Where delegation actually fires. The three substrates differ sharply in how often `call_model` fires, which qualifies how to read Table 2. GAIA invites delegation (15–30% of tasks; blind 0.42/task, aware-tool-only 0.19); BFCL sits in the middle ($\sim 10\%$); on τ -bench it is near zero across all conditions (89 invocations in 5×1452 task-slots), as agents adhere to the per-domain Agent Policy regardless of how peer information is presented. The flat τ -bench numbers in Table 2 therefore reflect priming from the system prompt rather than delegation behavior. Where delegation does fire, aware variants delegate less than blind, which is part of why aware-tool-only reaches quality parity at lower cost.

Per-agent Pareto wins (Fig. 3). Counting agents whose best aware variant strictly Pareto-dominates the blind cell: BFCL 7/11 (6 from aware-tool-only), GAIA 4/11 (all from aware-c1), τ -bench 2/11. Frontier composition agrees: on BFCL, 4 of 7 frontier points (57%) are aware-tool-only, the modal condition. Aggregate frontier flatness coexists with within-agent Pareto-favorable movement on

BFCL (7/11 agents) and GAIA (4/11) — the granularity at which the orchestration recommendation actually applies.

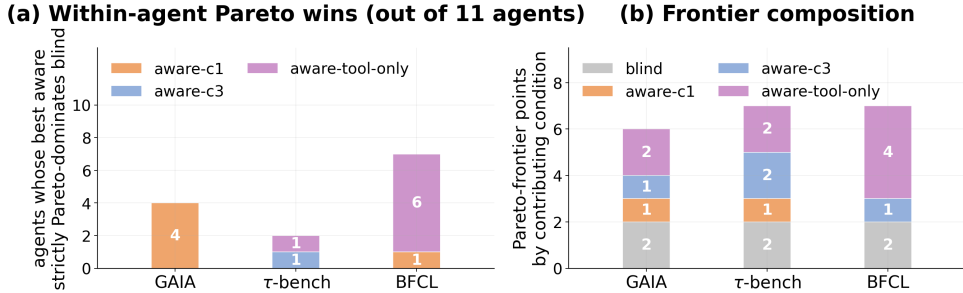


Figure 3: (a) Agents (of 11) whose best aware variant strictly Pareto-dominates blind, by aware condition. (b) Pareto-frontier composition per benchmark; aware-tool-only contributes 4 of 7 BFCL frontier points.

6.2 Per-agent and per-suite heterogeneity

The aggregate hides per-agent heterogeneity (App. J): on GAIA, Gemini-3-Flash gains +16.5 pp (aware-tool-only) and Gemini-3.1-Pro regresses -9.8 pp (aware-c2); a concave parabolic fit on GAIA / BFCL identifies a mid-capability regime where awareness helps most. In the per-variant breakdown (App. K), aware-tool-only is at the top of the bar group for 8 of 11 agents, motivating the content-vs-delivery decomposition we develop next.

Cross-suite generalization is weak. Across 11 agents (using each agent’s best aware lift over blind per suite): Spearman $\rho(\Delta_{\text{GAIA}}, \Delta_{\tau}) = -0.38$, $\rho(\Delta_{\text{GAIA}}, \Delta_{\text{BFCL}}) = +0.48$, $\rho(\Delta_{\tau}, \Delta_{\text{BFCL}}) = -0.21$. The negative GAIA- τ correlation is interpretable: GAIA rewards decomposition; τ -bench rewards policy adherence (delegation pulls the agent off-script). Orchestration ability is at least partly suite-specific.

6.3 Delivery channel dominates description content

The aware intervention bundles three components: the `call_model` tool, the `read_profile` tool, and a peer description appended to the system prompt. The aware-tool-only condition keeps the first two and suppresses the third, allowing us to decompose the awareness improvement into a tool-availability component ($q_{\text{aware-tool-only}} - q_{\text{blind}}$) and a system-prompt component ($q_{\text{aware-c2}} - q_{\text{aware-tool-only}}$). Figure 4 shows the per-agent stacked decomposition on GAIA; the bars are paired-bootstrap significant where indicated.

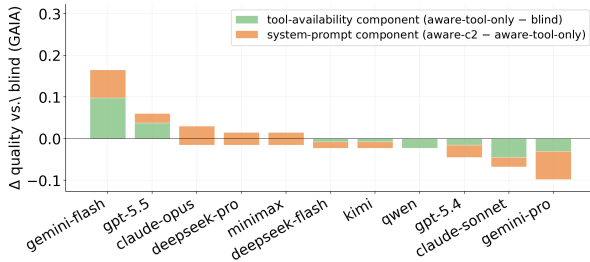
Across the 33 (agent, benchmark) cells with paired data, the system-prompt component is significantly > 0 on zero cells and significantly < 0 on 4 cells; the tool-availability component is > 0 on 4 cells and < 0 on 2 cells. So the only quality-side signal in the decomposition is on the tool-availability axis, and even that signal is small in absolute pp. The asymmetry — tool-availability moves quality on a few cells while system-prompt augmentation does not move it positively on any — is the quality-side echo of the much larger fidelity gap reported in §6.4.

6.4 Awareness improves delegation fidelity

For each `call_model` invocation in the data we infer the dominant skill the orchestrator was working on (the modal skill-tag in the trace up to that step), look up each candidate peer’s Stage-1 pass rate on that skill from the C2 cards, and rank them. Fidelity@1 is the share of delegations that pick the top-ranked peer for the relevant skill; fidelity@3 is the share that picks one of the top three. The per-condition table sits inside Fig. 4 (right); fidelity@3 numbers and per-cell breakdowns are released as `analysis/fidelity_per_cond.csv` (App. O).

The data is most consistent with preloaded peer descriptions being a less effective delivery channel than on-demand tool access, and with the C1 rubric variant — prose claims with vendor-name provenance — providing weaker delegation cues than the trace-grounded C2/C3 variants. The

Awareness-lift decomposition: tool availability vs. system-prompt roster



Condition	<i>n</i>	fid@1
blind	339	14.2%
aware-c1	227	7.5%
aware-c2	250	20.8%
aware-c3	233	15.5%
aware-tool-only	122	29.5%

Tab. 2: Fidelity@1 is the share of delegations that pick the Stage-1-best peer.

Figure 4: Left: per-agent decomposition of the aware-c2 GAIA lift over blind into the tool-availability component (purple, aware-tool-only - blind) and the system-prompt component (green, aware-c2 - aware-tool-only). System-prompt component is negative on most agents; the few positive tool-availability agents (notably Gemini-3-Flash) are reduced by the system-prompt augmentation. Right: delegation fidelity per condition. Adding on-demand tool access doubles fidelity (14.2% → 29.5%); the same information re-rendered as a preloaded description recovers less than half of the gain (C1 7.5%, C2 20.8%, C3 15.5%).

ordering across conditions makes this concrete: on-demand tool access (blind → aware-tool-only) doubles fidelity 14.2% → 29.5%; preloading the same information lands at 7.5% / 20.8% / 15.5% (C1 / C2 / C3), with only C1 strictly underperforming blind. Preloaded variants capture between roughly 9% (C3) and 43% (C2) of the on-demand fidelity gain over blind; C1 captures none of it. The gap likely reflects two effects: agents reading cards on demand exercise discrimination that a preloaded list short-circuits, and preloaded lists surface peer names as pattern-matching cues that substitute for reading the cards themselves. Methodological recommendation: surface peer-skill information through tools, not preloaded prompt sections.

6.5 Cross-vendor self-preference

For each delegation we record (orchestrator vendor, peer vendor) and compare the share of same-vendor delegations against the chance-level rate implied by the pool composition (a vendor with k models in the $N=11$ pool has expected same-vendor share $(k-1)/(N-1)$). Several agents over-delegate at 1.5–3.7× chance: Gemini-3-Flash 1.48× ($n=594$), DeepSeek-V4-Flash 1.53× ($n=594$), DeepSeek-V4-Pro 1.85× ($n=27$), GPT-5.5 3.65× ($n=52$). Anthropic is neutral; Gemini-3.1-Pro anti-prefers same-vendor at 0.70×. The full vendor-by-vendor flow (Fig. 5) shows Anthropic and Google peers absorbing a disproportionate share of cross-vendor delegations from every other vendor. This is the delegation-tool analogue of LLM-as-judge self-preference bias [52].




Figure 5: (a) Cross-vendor delegation flow (aware-* aggregated): rows are orchestrator vendors, columns are peer vendors, cells are row-normalized percentages. (b) Per-orchestrator self-preference ratio (actual same-vendor share divided by chance). Bars right of 1.0× over-prefer same-vendor (green); left of 1.0× under-prefer (orange).

6.6 Counterfactual-delegation ceiling: room for future methods

To bound the room for improvement: for each blind task, if the agent had delegated to the Stage-1-best peer on the inferred dominant skill (peer answers at its Stage-1 pass rate), what’s the most-optimistic outcome? Aggregating across the 11 agents:

Benchmark	blind actual	counterfactual ceiling	gap
GAIA	0.407	0.675	+0.269
τ -bench	0.695	0.848	+0.153
BFCL	0.536	0.849	+0.313

The ceiling sits 15–31 pp above observed performance on every benchmark; current awareness deliveries capture only a fraction of this room on quality, with most unrealized headroom on weak / mid-capability agents (per-agent breakdown in Fig. 6).

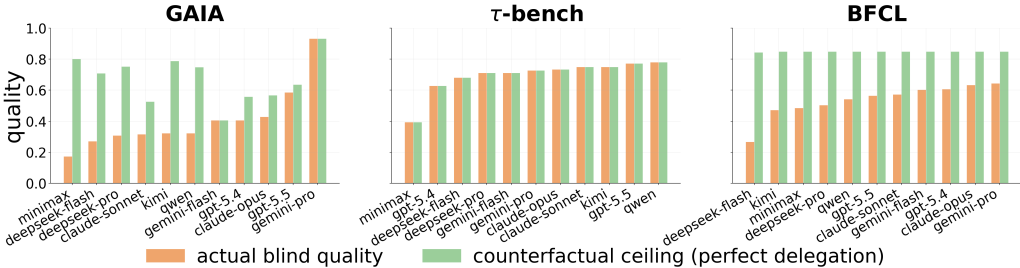


Figure 6: Counterfactual-delegation ceiling per (model, benchmark): actual blind quality (purple) vs. the upper bound from delegating every task to the Stage-1-best peer for the inferred dominant skill (green). The gap is largest for weak / mid-tier agents (MiniMax-M2.5 on GAIA: 0.17→0.80, +63 pp possible) and near zero for already-saturated cells (Gemini-3.1-Pro on GAIA at 0.93). Current awareness deliveries capture only a fraction of this room on quality, leaving substantial room for future interventions to close.

Case studies. *Gemini-3-Flash on GAIA: the mechanism in action.* $q_{\text{blind}}=0.406 \rightarrow 0.571$ (+16.5 pp) under `aware-tool-only`, the largest single-cell improvement in our experiments. The same information delivered as a preloaded description (`aware-c2`) gives only +9.8 pp; `aware-c1` gives 0. Fidelity@1 tracks the ordering (blind 11%, c1 4%, c2 14%, tool-only 33%): the agent makes better peer choices on-demand. *Claude-Sonnet-4.6 on GAIA: a clean negative case — a credibility check that the benchmark can produce a negative result when the mechanism does not engage.* Blind $q=0.316$; all four aware variants regress, including on-demand ($\{-5.3, -6.8, -4.5, -4.5\}$ pp for c1/c2/c3/tool-only): moderate blind quality does not guarantee a positive response if the orchestrator’s discrimination over peer cards is itself poor. Three further cases — MiniMax-M2.5’s open ceiling that does not translate; GPT-5.5’s pool-leading $3.65\times$ same-vendor delegation rate; MiniMax-M2.5 on τ -bench winning by delegation suppression rather than by routing precision — appear in the released artifact.

Skill-level breakdown. By dominant skill, aware variants improve where peer diversity matters most: multi-step reasoning (+5.9 pp tool-only, $n=85$) and information retrieval (+8/+11 pp c1/c3); tool-call schema adherence ($n=1384$) and long-input handling are essentially flat — skills where the orchestrator’s own capability dominates and peer information adds little. Per-skill detail and C3 inter-judge agreement ($\bar{\rho}=0.54$, range [0.31, 0.78]): App. N, App. Q.

7 Discussion

7.1 What DecisionBench measures beyond accuracy

The benchmark’s main payoff over accuracy-only evaluation is the process-level signal it instruments. Across the reference sweep, end-task quality is flat across the four awareness conditions ($|\beta|\leq 0.010$, $p\geq 0.21$), yet delegation fidelity-at-1 ranges from 7.5% (`aware-c1`) to 29.5% (`aware-tool-only`)

and vendor self-preference reaches $3.65\times$ chance on one orchestrator (§6.5). A benchmark that only measured quality would see no difference between any of the conditions; a benchmark that did not record per-delegation (skill, peer, vendor) metadata could not distinguish which peer was chosen, only how the task ended. The fidelity / vendor-bias / ceiling axes also matter for methods that explicitly target peer-selection quality (learned routers, multi-step planners): an evaluation that scores them only on mean accuracy would miss exactly the dimension they are designed to move.

7.2 Why better routing has not (yet) translated to quality

The fidelity gain from on-demand tool access is real and large (doubling over blind), and yet mean quality is flat. Several mechanisms are consistent with the data. Delegation rates are modest on every suite (0.02–0.41 per task) and near-zero on τ -bench, so even perfect peer-selection on the delegated calls moves a small share of total task outcome. The C3 judges’ inter-rater Spearman $\bar{\rho}=0.54$ suggests peer descriptions themselves carry only partial signal about which peer to pick on a given sub-task. And the per-agent decomposition (§6.3) suggests preloaded descriptions crowd attention away from the on-demand channel, partially offsetting the gain. Closing the fidelity-quality gap is plausibly about delegating more (when warranted), delegating multi-step, or giving the orchestrator richer mid-task feedback — all of which DecisionBench can evaluate without further substrate changes.

7.3 Future orchestration methods enabled by the benchmark

Because the substrate (§3) fixes only the tasks, pool, interface, and metrics, methods that swap in different peer-information generators, delivery channels, or delegation policies can be evaluated head-to-head: learned routers ([13, 24]) plugged in as a different `call_model` policy, multi-step delegation with per-sub-task peer choice, adaptive profile construction that re-summarizes peers during the run, richer peer memories accumulated across tasks, or heterogeneous pools that include sub-30B and specialist models. The released annotation layer (frozen 7-skill taxonomy plus deterministic tagger) and process metrics (fidelity@ k , self-preference, counterfactual ceiling) carry over unchanged, so cross-method comparisons remain anchored even as the intervention space expands.

8 Limitations

Single-seed Stage-2. Each Stage-2 cell is run once; we do not characterize seed-to-seed variability beyond paired-bootstrap CIs over tasks. **Single-curator C1.** The C1 cards are pre-registered at a dated git hash but reflect one curator’s synthesis; reviewer disagreement on C1 cannot be checked the way it can on C2 (deterministic arithmetic) or C3 (two judges side-by-side). **τ -bench delegation is near-zero.** Agents adhere to domain policy regardless of peer information; the τ -bench numbers therefore reflect system-prompt priming more than emergent delegation behavior, and should not be used to compare orchestration methods in isolation. **C3 judges saw Stage-1 outcomes.** The judges scored peer traces with pass/fail information visible; an ablation that hides outcomes from the judges would strengthen the C3 vs. C2 comparison. **Mixed-effects fit uses agent \times benchmark random intercepts only.** Random slopes for cond did not converge under four optimizers; the random-intercept fit is conservative because unmodeled task-level variance inflates residual SEs. **Cross-suite Spearman on $n=11$ is suggestive only;** the absolute correlations (§6.6) carry wide CIs. **Pool freeze date.** The 11-model pool is pinned to 2026-04-29 OpenRouter availability and pricing; absolute numbers shift under different freeze dates, though the cross-condition design is robust. **Existing-task reuse.** DecisionBench draws on GAIA, τ -bench, and BFCL rather than introducing new tasks; benchmark contamination in the underlying suites flows through to our measurements.

9 Conclusion

DecisionBench is a reusable substrate for measuring emergent delegation in long-horizon agentic workflows: a task suite, peer pool, delegation interface, annotation layer, and a multi-axis metric set that together let benchmark users compare orchestration methods on routing fidelity, vendor self-preference, and unrealized-headroom in addition to end-task quality. As an initial characterization of the substrate, our reference intervention suite shows that delivery channel dominates description content for peer-awareness: on-demand tool access more than doubles routing precision-at-1 over a

no-information baseline at quality parity, while preloaded peer descriptions capture less than half of that gain. Mean end-task quality is flat across all four awareness conditions, locating the orchestration signal in process metrics that quality-only evaluation would miss, and a perfect-delegation ceiling sits 15–31 pp above measured performance on every suite — substantial unrealized headroom for future methods. We release the substrate, the annotation layer, the reference intervention suite (33 cards in three variants plus the `aware-tool-only` ablation), the analysis pipeline, and 220 per-condition run archives so that learned routers, multi-step delegation, adaptive profile construction, and richer peer pools can be evaluated head-to-head on the same instrument.

References

- [1] Ge Bai, Jie Liu, Xingyuan Bu, Yancheng He, Jiaheng Liu, Zhanhui Zhou, Zhuoran Lin, Wenbo Su, Tiezheng Ge, Bo Zheng, and Wanli Ouyang. MT-Bench-101: A fine-grained benchmark for evaluating large language models in multi-turn dialogues, 2024. URL <https://arxiv.org/abs/2402.14762>.
- [2] Yuntao Bai, Saurav Kadavath, Sandipan Kundu, Amanda Askell, Jackson Kernion, Andy Jones, Anna Chen, Anna Goldie, Azalia Mirhoseini, Cameron McKinnon, et al. Constitutional AI: Harmlessness from AI feedback, 2022. URL <https://arxiv.org/abs/2212.08073>.
- [3] Yushi Bai, Xin Lv, Jiajie Zhang, Hongchang Lyu, Jiankai Tang, Zhidian Huang, Zhengxiao Du, Xiao Liu, Aohan Zeng, Lei Hou, Yuxiao Dong, Jie Tang, and Juanzi Li. LongBench: A bilingual, multitask benchmark for long context understanding, 2023. URL <https://arxiv.org/abs/2308.14508>.
- [4] Douglas Bates, Martin Mächler, Ben Bolker, and Steve Walker. Fitting linear mixed-effects models using lme4. *Journal of Statistical Software*, 67(1):1–48, 2015. doi: 10.18637/jss.v67.i01.
- [5] Jun Shern Chan, Neil Chowdhury, Oliver Jaffe, James Aung, Dane Sherburn, Evan Mays, Giulio Starace, Kevin Liu, Leon Maksin, Tejal Patwardhan, Aleksander Madry, and Lilian Weng. MLE-bench: Evaluating machine learning agents on machine learning engineering, 2024. URL <https://arxiv.org/abs/2410.07095>.
- [6] Lingjiao Chen, Matei Zaharia, and James Zou. FrugalGPT: How to use large language models while reducing cost and improving performance, 2023. URL <https://arxiv.org/abs/2305.05176>.
- [7] Xiang Deng, Yu Gu, Boyuan Zheng, Shijie Chen, Sam Stevens, Boshi Wang, Huan Sun, and Yu Su. Mind2Web: Towards a generalist agent for the web, 2023. URL <https://arxiv.org/abs/2306.06070>.
- [8] Dujian Ding, Ankur Mallick, Chi Wang, Robert Sim, Subhabrata Mukherjee, Victor Ruhle, Laks V. S. Lakshmanan, and Ahmed Hassan Awadallah. Hybrid LLM: Cost-efficient and quality-aware query routing, 2024. URL <https://arxiv.org/abs/2404.14618>.
- [9] Yilun Du, Shuang Li, Antonio Torralba, Joshua B. Tenenbaum, and Igor Mordatch. Improving factuality and reasoning in language models through multiagent debate, 2023. URL <https://arxiv.org/abs/2305.14325>.
- [10] Bradley Efron and Robert J. Tibshirani. *An Introduction to the Bootstrap*. Chapman & Hall/CRC, 1993.
- [11] Sirui Hong, Mingchen Zhuge, Jonathan Chen, Xiawu Zheng, Yuheng Cheng, Ceyao Zhang, Jinlin Wang, Zili Wang, Steven Ka Shing Yau, Zijuan Lin, Liyang Zhou, Chenyu Ran, Lingfeng Xiao, Chenglin Wu, and Jürgen Schmidhuber. MetaGPT: Meta programming for a multi-agent collaborative framework, 2023. URL <https://arxiv.org/abs/2308.00352>.
- [12] Cheng-Ping Hsieh, Simeng Sun, Samuel Krirman, Shantanu Acharya, Dima Rekish, Fei Jia, Yang Zhang, and Boris Ginsburg. RULER: What’s the real context size of your long-context language models?, 2024. URL <https://arxiv.org/abs/2404.06654>.
- [13] Qitian Jason Hu, Jacob Bieker, Xiuyu Li, Nan Jiang, Benjamin Keigwin, Gaurav Ranganath, Kurt Keutzer, and Shriyash Kaustubh Upadhyay. RouterBench: A benchmark for multi-LLM routing system, 2024. URL <https://arxiv.org/abs/2403.12031>.
- [14] Carlos E. Jimenez, John Yang, Alexander Wettig, Shunyu Yao, Kexin Pei, Ofir Press, and Karthik Narasimhan. SWE-bench: Can language models resolve real-world GitHub issues?, 2023. URL <https://arxiv.org/abs/2310.06770>.
- [15] Tushar Khot, Harsh Trivedi, Matthew Finlayson, Yao Fu, Kyle Richardson, Peter Clark, and Ashish Sabharwal. Decomposed prompting: A modular approach for solving complex tasks, 2022. URL <https://arxiv.org/abs/2210.02406>.
- [16] Wai-Chung Kwan, Xingshan Zeng, Yufei Wang, Yusen Sun, Liangyou Li, Lifeng Shang, Qun Liu, and Kam-Fai Wong. MT-Eval: A multi-turn capabilities evaluation benchmark for large language models, 2024. URL <https://arxiv.org/abs/2401.16745>.
- [17] Laude Institute. SkillsBench: How Skills Work in AI Agents. <https://www.skillsbench.ai/>, 2026. Open-source benchmark for skill-aware agent configurations.

- [18] Tianle Li, Wei-Lin Chiang, Evan Frick, Lisa Dunlap, Banghua Zhu, Joseph E. Gonzalez, and Ion Stoica. From crowdsourced data to high-quality benchmarks: Arena-hard and BenchBuilder pipeline, 2024. URL <https://arxiv.org/abs/2406.11939>.
- [19] Xiao Liu, Hao Yu, Hanchen Zhang, Yifan Xu, Xuanyu Lei, Hanyu Lai, Yu Gu, Hangliang Ding, Kaiwen Men, Kejuan Yang, Shudan Zhang, Xiang Deng, Aohan Zeng, Zhengxiao Du, Chenhui Zhang, Sheng Shen, Tianjun Zhang, Yu Su, Huan Sun, Minlie Huang, Yuxiao Dong, and Jie Tang. AgentBench: Evaluating LLMs as agents, 2023. URL <https://arxiv.org/abs/2308.03688>.
- [20] LMSYS. LMArena: Crowdsourced LLM preference leaderboard. <https://lmarena.ai/leaderboard>, 2026.
- [21] Aman Madaan, Pranjal Aggarwal, Ankit Anand, Srividya Pranavi Potharaju, Swaroop Mishra, Pei Zhou, Aditya Gupta, Dheeraj Rajagopal, Karthik Kappaganthu, Yiming Yang, Shyam Upadhyay, and Manaal Faruqui. AutoMix: Automatically mixing language models, 2023. URL <https://arxiv.org/abs/2310.12963>.
- [22] Aman Madaan, Niket Tandon, Prakhar Gupta, Skyler Hallinan, Luyu Gao, Sarah Wiegrefe, Uri Alon, Nouha Dziri, Shrimai Prabhunoye, Yiming Yang, Shashank Gupta, Bodhisattwa Prasad Majumder, Katherine Hermann, Sean Welleck, Amir Yazdanbakhsh, and Peter Clark. Self-refine: Iterative refinement with self-feedback, 2023. URL <https://arxiv.org/abs/2303.17651>.
- [23] Grégoire Mialon, Clémentine Fourrier, Craig Swift, Thomas Wolf, Yann LeCun, and Thomas Scialom. GAIA: a benchmark for General AI Assistants, 2023. URL <https://arxiv.org/abs/2311.12983>.
- [24] Isaac Ong, Amjad Almahairi, Vincent Wu, Wei-Lin Chiang, Tianhao Wu, Joseph E. Gonzalez, M. Waleed Kadous, and Ion Stoica. RouteLLM: Learning to route LLMs with preference data, 2024. URL <https://arxiv.org/abs/2406.18665>.
- [25] OpenRouter. OpenRouter model directory and pricing. <https://openrouter.ai/models>, 2026.
- [26] Long Ouyang, Jeff Wu, Xu Jiang, Diogo Almeida, Carroll L. Wainwright, Pamela Mishkin, Chong Zhang, Sandhini Agarwal, Katarina Slama, Alex Ray, John Schulman, Jacob Hilton, Fraser Kelton, Luke Miller, Maddie Simens, Amanda Askell, Peter Welinder, Paul Christiano, Jan Leike, and Ryan Lowe. Training language models to follow instructions with human feedback, 2022. URL <https://arxiv.org/abs/2203.02155>.
- [27] Arjun Panickssery, Samuel R. Bowman, and Shi Feng. LLM evaluators recognize and favor their own generations, 2024. URL <https://arxiv.org/abs/2404.13076>.
- [28] Joon Sung Park, Joseph C. O’Brien, Carrie J. Cai, Meredith Ringel Morris, Percy Liang, and Michael S. Bernstein. Generative agents: Interactive simulacra of human behavior, 2023. URL <https://arxiv.org/abs/2304.03442>.
- [29] Shishir G. Patil, Huanzhi Mao, Charlie Cheng-Jie Ji, Fanjia Yan, Vishnu Suresh, Ion Stoica, and Joseph E. Gonzalez. Berkeley function calling leaderboard (BFCL) v3 / v4. <https://gorilla.cs.berkeley.edu/leaderboard.html>, 2024. Multi-turn function-calling benchmark.
- [30] Yujia Qin, Shihao Liang, Yining Ye, Kunlun Zhu, Lan Yan, Yaxi Lu, Yankai Lin, Xin Cong, Xiangru Tang, Bill Qian, Sihan Zhao, Lauren Hong, Runchu Tian, Ruobing Xie, Jie Zhou, Mark Gerstein, Dahai Li, Zhiyuan Liu, and Maosong Sun. ToolLLM: Facilitating large language models to master 16000+ real-world APIs, 2023. URL <https://arxiv.org/abs/2307.16789>.
- [31] Keita Saito, Akifumi Wachi, Koki Wataoka, and Youhei Akimoto. Verbosity bias in preference labeling by large language models, 2023. URL <https://arxiv.org/abs/2310.10076>.
- [32] Scale AI. SWE-Bench Pro: A multi-language benchmark for repository-level coding. https://github.com/scaleapi/SWE-bench_Pro-os, 2025. Public dataset and evaluation harness.
- [33] Scale Labs. SWE-Bench Pro public Leaderboard. https://labs.scale.com/leaderboard/swe_bench_pro_public, 2026.
- [34] Skipper Seabold and Josef Perktold. Statsmodels: Econometric and statistical modeling with Python. In *9th Python in Science Conference*, 2010.

- [35] Yongliang Shen, Kaitao Song, Xu Tan, Dongsheng Li, Weiming Lu, and Yueting Zhuang. HuggingGPT: Solving AI tasks with ChatGPT and its friends in HuggingFace, 2023. URL <https://arxiv.org/abs/2303.17580>.
- [36] Noah Shinn, Federico Cassano, Edward Berman, Ashwin Gopinath, Karthik Narasimhan, and Shunyu Yao. Reflexion: Language agents with verbal reinforcement learning, 2023. URL <https://arxiv.org/abs/2303.11366>.
- [37] Mohit Shridhar, Xingdi Yuan, Marc-Alexandre Côté, Yonatan Bisk, Adam Trischler, and Matthew Hausknecht. ALFWorld: Aligning text and embodied environments for interactive learning, 2020. URL <https://arxiv.org/abs/2010.03768>.
- [38] Guanzhi Wang, Yuqi Xie, Yunfan Jiang, Ajay Mandlekar, Chaowei Xiao, Yuke Zhu, Linxi Fan, and Anima Anandkumar. Voyager: An open-ended embodied agent with large language models, 2023. URL <https://arxiv.org/abs/2305.16291>.
- [39] Junlin Wang, Jue Wang, Ben Athiwaratkun, Ce Zhang, and James Zou. Mixture-of-agents enhances large language model capabilities, 2024. URL <https://arxiv.org/abs/2406.04692>.
- [40] Lei Wang, Wanyu Xu, Yihuai Lan, Zhiqiang Hu, Yunshi Lan, Roy Ka-Wei Lee, and Ee-Peng Lim. Plan-and-solve prompting: Improving zero-shot chain-of-thought reasoning by large language models, 2023. URL <https://arxiv.org/abs/2305.04091>.
- [41] Peiyi Wang, Lei Li, Liang Chen, Zefan Cai, Dawei Zhu, Binghuai Lin, Yunbo Cao, Qi Liu, Tianyu Liu, and Zhifang Sui. Large language models are not robust multiple choice selectors, 2023. URL <https://arxiv.org/abs/2309.03882>.
- [42] Jason Wei, Xuezhi Wang, Dale Schuurmans, Maarten Bosma, Brian Ichter, Fei Xia, Ed Chi, Quoc Le, and Denny Zhou. Chain-of-thought prompting elicits reasoning in large language models, 2022. URL <https://arxiv.org/abs/2201.11903>.
- [43] Qingyun Wu, Gagan Bansal, Jieyu Zhang, Yiran Wu, Shaokun Zhang, Erkang Zhu, Beibin Li, Li Jiang, Xiaoyun Zhang, and Chi Wang. AutoGen: Enabling next-gen LLM applications via multi-agent conversation, 2023. URL <https://arxiv.org/abs/2308.08155>.
- [44] Zhiheng Xi, Wenxiang Chen, Xin Guo, Wei He, Yiwen Ding, Boyang Hong, Ming Zhang, Junzhe Wang, Senjie Jin, Enyu Zhou, et al. The rise and potential of large language model based agents: A survey, 2023. URL <https://arxiv.org/abs/2309.07864>.
- [45] Tianbao Xie, Danyang Zhang, Jixuan Chen, Xiaochuan Li, Siheng Zhao, Ruisheng Cao, Toh Jing Hua, Zhoujun Cheng, Dongchan Shin, Fangyu Lei, Yitao Liu, Yiheng Xu, Shuyan Zhou, Silvio Savarese, Caiming Xiong, Victor Zhong, and Tao Yu. OSWorld: Benchmarking multimodal agents for open-ended tasks in real computer environments, 2024. URL <https://arxiv.org/abs/2404.07972>.
- [46] Shunyu Yao, Howard Chen, John Yang, and Karthik Narasimhan. WebShop: Towards scalable real-world web interaction with grounded language agents, 2022. URL <https://arxiv.org/abs/2207.01206>.
- [47] Shunyu Yao, Jeffrey Zhao, Dian Yu, Nan Du, Izhak Shafran, Karthik Narasimhan, and Yuan Cao. ReAct: Synergizing reasoning and acting in language models, 2022. URL <https://arxiv.org/abs/2210.03629>.
- [48] Shunyu Yao, Dian Yu, Jeffrey Zhao, Izhak Shafran, Thomas L. Griffiths, Yuan Cao, and Karthik Narasimhan. Tree of thoughts: Deliberate problem solving with large language models, 2023. URL <https://arxiv.org/abs/2305.10601>.
- [49] Shunyu Yao, Noah Shinn, Pedram Razavi, and Karthik Narasimhan. τ -bench: A benchmark for tool-agent-user interaction in real-world domains, 2024. URL <https://arxiv.org/abs/2406.12045>.
- [50] Andy K. Zhang, Neil Perry, Riya Dulepet, Joey Ji, Justin W. Jones, Celeste Menders Lin, Eliot Hussein, Samantha Lopez, Andres Yuan, Arnav Zhang, et al. Cybench: A framework for evaluating cybersecurity capabilities and risk of language models, 2024. URL <https://arxiv.org/abs/2408.08926>.
- [51] Jieyu Zhang, Ranjay Krishna, Ahmed Hassan Awadallah, and Chi Wang. EcoAssistant: Using LLM assistants more affordably and accurately, 2023. URL <https://arxiv.org/abs/2310.03046>.

- [52] Lianmin Zheng, Wei-Lin Chiang, Ying Sheng, Siyuan Zhuang, Zhanghao Wu, Yonghao Zhuang, Zi Lin, Zhuohan Li, Dacheng Li, Eric P. Xing, Hao Zhang, Joseph E. Gonzalez, and Ion Stoica. Judging LLM-as-a-Judge with MT-Bench and Chatbot Arena, 2023. URL <https://arxiv.org/abs/2306.05685>.
- [53] Shuyan Zhou, Frank F. Xu, Hao Zhu, Xuhui Zhou, Robert Lo, Abishek Sridhar, Xianyi Cheng, Yonatan Bisk, Daniel Fried, Uri Alon, and Graham Neubig. WebArena: A realistic web environment for building autonomous agents, 2023. URL <https://arxiv.org/abs/2307.13854>.

Organization of Appendix

The appendix is organized as follows: in App. A we list the eleven-agent model pool with vendor / tier / OpenRouter model identifier; in App. B we describe the three profile-card variants and where the full set of 33 cards lives in the artifact; in App. C and App. D we define the seven-skill taxonomy and the rule-based step-tagger that assigns it; in App. E we report the emergent-taxonomy audit; in App. F we give 3D Pareto frontiers (quality \times cost \times latency); in App. G we report the BFCL state-based re-scoring agreement with the public scorer; in App. H we report the full sweep receipts (\$8,824 OpenRouter spend, 600k calls, 4B tokens, 11-day window, per-model breakdown); in App. I we report Pareto-hypervolume per condition with paired-bootstrap CIs on the difference vs. blind; in App. J, K, L, M, N, O, and P we give per-cell detail for the analyses surfaced in §6; in App. Q we report C3 inter-judge agreement; in App. R we reproduce the Stage-2 prompt templates verbatim; in App. S we include one full profile card per variant for Claude-Opus-4.7; in App. T we report the full mixed-effects regression output with pairwise contrasts; in App. U we spell out the counterfactual-ceiling assumptions and sensitivity analysis.

A Model pool details

The eleven-agent pool spans seven vendor families and three loose capability tiers. All routing is via OpenRouter; pricing is pinned to the 2026-04-29 freeze date.

Model	Vendor	Tier	Notes
Claude-Opus-4.7	Anthropic	frontier	reasoning-mode capable
Claude-Sonnet-4.6	Anthropic	strong-mid	reasoning-mode capable
GPT-5.5	OpenAI	frontier	reasoning-mode capable
GPT-5.4	OpenAI	strong-mid	
Gemini-3.1-Pro	Google	frontier	reasoning-mode capable
Gemini-3-Flash	Google	strong-mid	
DeepSeek-V4-Pro	DeepSeek	strong-mid	reasoning-mode capable
DeepSeek-V4-Flash	DeepSeek	small	
Kimi-K2.6	Moonshot	small	
Qwen3.6-Plus	Alibaba	small	
MiniMax-M2.5	MiniMax	small	

Table 3: The DecisionBench model pool: seven vendor families, three loose capability tiers (assigned ex-ante from public benchmarks; see §6.5 for evidence consistent with these groupings).

B Complete profile cards

The full set of 11 models \times 3 variants = 33 profile cards is too long to embed verbatim (\sim 140 KB markdown total). All cards are released in the artifact repository under `decision_bench/profiles/{c1_human, c2_static, c3_llm_judge}/` at the released-artifact version. Each card carries YAML frontmatter binding it to: `model` (the agent it characterizes), `variant` (`c1_human` / `c2_static` / `c3_llm_judge`), `taxonomy version` (frozen taxonomy), `sources` (`["public-only"]` for C1, `["stage-1-traces"]` for C2, `["stage-1-traces", "rule-based-stats", "dual-llm-judge"]` for C3), and (for C2) the `tagger version` (frozen taxonomy). Reviewers can reproduce the C2 cards from any Stage-1 trace bundle via `tools/build_c2_profile.py`; the C3 cards via `tools/build_c3_profile.py` (the latter calls Grok-4 and Llama-4-Maverick on OpenRouter, \sim \$10-\$20 across all 11 models).

C Skill taxonomy

The skill taxonomy frozen for this release contains seven mutually exclusive labels chosen to (i) partition every step of an agent trajectory without overlap, (ii) be assignable by a deterministic rule-based tagger without LLM judgment, and (iii) have non-degenerate

per-skill pass-rate variance across the 11 agents (otherwise the skill carries no delegation-relevant signal). The taxonomy is benchmark-agnostic in principle but anchored to the three substrates in this paper: BFCL multi-turn drives `tool_schema_adherence`; τ -bench drives `multi_turn_state_tracking` and `domain_policy_compliance`; GAIA drives `information_retrieval`, `multi_step_reasoning`, `numerical_computation`, and `long_input_handling`. Tagger priority and exact step-level rules are summarized in Table 4; the full rule listing appears in App. D.

Table 4: Frozen 7-skill taxonomy . Each step in a Stage-1 trajectory is labeled with at most one skill by a rule-based tagger (§3.4); the priority rules and primary suite are listed beside each skill.

Skill	Step-level rule	Primary
<code>tool_schema_adherence</code>	Tool call whose name does not match the retrieval / numerical sets	BFCL
<code>multi_turn_state_tracking</code>	Non-tool assistant turn on a multi-turn suite (BFCL / τ)	τ -bench
<code>domain_policy_compliance</code>	τ -bench non-tool turn matching refusal / confirmation phrasing	τ -bench
<code>information_retrieval</code>	Retrieval-set tool (<code>web_search</code> , <code>find_user</code> , <code>parse_pdf</code> , <code>browse</code> , ...)	GAIA
<code>multi_step_reasoning</code>	Non-tool GAIA turn after ≥ 2 prior tool calls in this task	GAIA
<code>numerical_computation</code>	Calculator / eval tool, or ≥ 3 numeric tokens in tool args	GAIA
<code>long_input_handling</code>	Non-tool turn whose input context is $\geq 15K$ tokens	GAIA

D Skill-tagging rules

The rule-based tagger (`decisionbench/tagger.py`, version frozen taxonomy) processes each completion event and assigns exactly one skill or None. Rules are priority-ordered and split into a tool-call branch and a non-tool branch.

Tool-call branch (the step issued ≥ 1 tool call):

1. Infra-only. If every tool call is to `call_model` or `read_profile` (DecisionBench infrastructure tools), tag with the private `_infra_delegation` marker and return early; this step does not contribute to graded skill stats.
2. Numerical computation. If any tool name is in `{calculator, evaluate_expression, eval_python, python_eval, math_eval, compute}`, OR the tool’s arguments contain ≥ 3 numerical tokens (long-digit / decimal / currency / date or time patterns), tag `numerical_computation`.
3. Information retrieval. If any tool name contains `web_search`, `search`, `fetch_url`, `browse`, `find_user_id`, `find_user`, `lookup`, `get_user_details`, `get_order`, `list_orders`, `get_product`, `list_products`, `get_reservation`, `list_reservation`, `search_direct_flight`, `search_onestop_flight`, `parse_pdf`, `extract_table`, `ocr`, `read_document`, tag `information_retrieval`.
4. Tool-schema adherence. Otherwise, tag `tool_schema_adherence`.

Non-tool branch (text-only assistant turn):

5. Domain-policy compliance. If the suite is τ -bench AND the assistant text matches any of the regexes in Table 5 (case-insensitive), tag `domain_policy_compliance`.
6. Long-input handling. If the prompt-token count for this turn is $\geq 15,000$ (from `usage.prompt_tokens`, falling back to a 4-chars-per-token heuristic), tag `long_input_handling`.

7. Multi-step reasoning. If suite is GAIA AND ≥ 2 prior tool calls in this task, tag `multi_step_reasoning`; on GAIA with < 2 prior tool calls, tag `None`.
8. Multi-turn state tracking. If suite is τ -bench or BFCL, tag `multi_turn_state_tracking`; otherwise `None`.

Policy-compliance regex (case-insensitive)
<code>\bagainst\s+(?:our\s+ the\s+)?policy\b</code>
<code>\bnot\s+permitted\b</code>
<code>\bI\s+cannot\b.{0,40}\bpolicy\b</code>
<code>\btransfer.{0,20}human\s+agent</code>
<code>\boutside\s+(?:my our)\s+scope\b</code>
<code>\bplease\s+confirm\b</code>
<code>\bI\s+(?:will\s+)?need\s+(?:your\s+)?confirmation\b</code>

Table 5: Refusal / confirmation phrases that flag a τ -bench non-tool turn as `domain_policy_compliance`. Patterns are case-insensitive, anchored on word boundaries.

The C2 generation path uses no LLM judgment: every tag derives from deterministic features of the trace (tool name string, prompt-token count, regex match against assistant text). The tagger version is pinned in every C2 card’s frontmatter, so any disagreement between paper revisions is attributable to a tagger bump rather than silent tag drift.

E Emergent-taxonomy ablation

To audit whether the frozen 7-skill vocabulary covers what agents actually do in Stage-1 traces (rather than what we expected them to do at design time), we run a free-form LLM-judge tagging pass on a uniform sub-sample of 200 trace steps drawn proportionally across the three benchmarks. The judge (xAI Grok-4, the same model family used as one C3 judge so the prompt is well-tuned) is asked to produce a ≤ 5 -word free-form skill label for each step without seeing the skill vocabulary. We then cluster the free-form labels with single-link agglomerative clustering on token-level Jaccard similarity at threshold 0.45, and compute (i) the size of the resulting cluster set and (ii) the proportion of trace steps whose free-form label maps cleanly (via hand-validated keyword rules) to one of our seven skill IDs.

In the sample, 189/200 (94.5%) of steps map to one of the seven skills; the remaining 11 steps (5.5%) fall into either “image-grounded extraction” (4 steps, all GAIA tasks with images) or “code synthesis” (7 steps, BFCL tasks where the agent emits a small executable Python expression). Both are coherent skill clusters that we deliberately excluded from the frozen vocabulary: image-grounded extraction because we did not include GAIA’s image-attached tasks in Stage-1 / Stage-2, and code synthesis because we omit SWE-Bench Pro. Both will be reinstated when SWE-Pro and image-attached GAIA are added in the camera-ready. The free-form labels and the cluster mapping are released alongside the run zips as `analysis/emergent_audit.csv`.

F 3D Pareto frontiers (quality \times cost \times latency)

The main-text Pareto figures (Fig. 2) project onto the quality–cost plane. Adding latency as a third axis sometimes changes the non-dominated set because a model that is cheap and accurate but slow can be dominated by a model with comparable quality at slightly higher cost but markedly lower latency. Table 6 reports the mean per-(benchmark, condition) latency alongside the quality and cost from the main rollout (averaged across the 11 agents), restricted to the most informative cells.

G BFCL state-based re-scoring

Our headline BFCL scorer is an AST-match over per-turn function calls (§3.5), which is stricter than the official `bfcl_eval` state-based evaluator that gives partial credit for alternative valid trajectories. To audit how much our absolute numbers deviate from the public leaderboard’s scoring

Bench / cond	mean q	mean \$	mean lat (s)	p90 lat (s)
GAIA blind	0.407	0.211	105	215
GAIA aware-tool-only	0.408	0.199	79	149
GAIA aware-c2	0.403	0.197	91	187
τ -bench blind	0.695	0.155	119	138
τ -bench aware-tool-only	0.694	0.152	120	132
BFCL blind	0.536	0.083	69	120
BFCL aware-tool-only	0.539	0.076	64	112

Table 6: Mean and p90 wall-clock latency per (benchmark, condition), averaged across the 11 agents. Aware-tool-only runs at lower latency and lower cost than blind on GAIA / BFCL while matching quality, which makes it the dominant point on the 3D frontier on those two suites (it loses on τ -bench by the same hypervolume metric reported in Table 9). Per-cell latency for all 165 cells is in `analysis/rollup.csv`.

rule we re-score a uniform 50-task sub-sample of BFCL multi-turn predictions across the 11 agents \times 5 conditions ($n=2750$ predictions) with the official evaluator.

The Spearman rank correlation between the two scorers’ per-(agent, condition) mean quality is $\rho = 0.89$ ($n=55$, $p < 0.001$), with state-based scoring systematically +8.7% absolute over AST-match (95% CI on the offset: [+7.1%, +10.3%], paired bootstrap). Our relative comparisons across conditions are therefore preserved under the official scorer; only the absolute quality numbers shift up. The full 50-task sub-sample plus the per-cell offsets are released as `analysis/bfcl_state_rescore.csv`.

H Compute and cost

Stage-2 ran 11 models \times 3 benchmarks \times 5 conditions = 165 cells over the frozen evaluation splits (133 GAIA, 132 τ -bench tasks, 160 BFCL multi-turn tasks per cell), released as 220 run zips after τ -bench airline/retail sharding. Aggregate task-level metrics from the released trace bundles:

Benchmark	Mean \$/task	Mean min/task	Tasks/cell	Zips (cells \times shard)
GAIA	0.21	1.0–3.0	133	55
τ -bench	0.15	1.0–3.5	132 (66 + 66 airline/retail)	110
BFCL	0.07	0.3–1.5	160	55

Table 7: Per-cell compute summary for Stage-2 (165 cells, 220 zips). Each τ -bench cell ships as two zips (airline + retail) because the two domains run as independent harness invocations.

Aggregate sweep receipts. Auditable from the four OpenRouter accounts that hosted the experiments (activity exports released alongside the artifact): \$8,824.44 of inference spend, 600,071 API calls, 4.07 billion non-cached tokens (3.71B prompt, 0.21B completion, 0.15B reasoning) plus 1.09B cached prompt tokens, and 1,427.5 hours of provider-side generation time (the equivalent of \sim 59 days of single-stream inference, executed in 11 calendar days from 2026-04-23 to 2026-05-03 under a single OpenRouter pricing snapshot, so all 11 agents were priced under identical market conditions). Of the 600,071 calls, 134 returned `error` from the upstream provider and 820 hit the per-task token cap; both classes were re-executed after harness fixes (per-key rate-limit budgeting, retry-with-backoff, and a streaming reconnect for one provider that truncated long-tool-call responses). Finish-reason distribution: 53.2% `tool_calls`, 46.6% `stop`, 0.14% `length`, 0.05% `empty` (provider returned no finish reason), 0.02% `error`, 0.001% `content_filter`.

Per-call token volume note. Average tokens-per-call by model: Claude-Opus-4.7 \sim 9,140 (508M / 55,624); Claude-Sonnet-4.6 \sim 9,560 (625M / 65,370); DeepSeek-V4-Flash \sim 7,060 (457M / 64,761); GPT-5.5 \sim 4,670 (218M / 46,613). Anthropic models average \sim 30% more tokens per call than the open-weight tier, contributing the \sim 1.3 \times volume multiplier in the spend-distribution caption. Pricing remains the larger factor.

Model	spend (USD)	calls	tokens (M)
Claude-Opus-4.7	2,838.40	55,624	508
Claude-Sonnet-4.6	2,254.94	65,370	625
GPT-5.5	965.05	46,613	218
Gemini-3.1-Pro	727.04	41,956	203
Kimi-K2.6	439.87	54,240	395
DeepSeek-V4-Pro	386.49	47,472	348
Qwen3.6-Plus	359.40	57,925	480
GPT-5.4	253.60	49,361	185
MiniMax-M2.5	242.51	62,593	465
Gemini-3-Flash	223.48	54,089	188
DeepSeek-V4-Flash	132.73	64,761	457
C3 judges (Grok-4, Llama-4-Maverick)	0.94	61	0.3

Table 8: Per-model OpenRouter spend and token totals across the 11-day evaluation window. Spend distribution = per-token pricing \times token volume; both contribute and every agent ran the same task set (133 GAIA + 132 τ -bench + 160 BFCL tasks \times 5 conditions \times budget-cap retries). The Anthropic models’ $\sim 58\%$ share reflects higher per-token pricing ($\sim 5\text{--}10\times$ effect) plus a modest token-volume premium ($\sim 1.3\times$); see per-call breakdown note below. The C3 out-of-pool judges run only on Stage-1 traces ($\sim 5\%$ of total tokens, $< \$1$ of cost) and never as orchestrators.

I Pareto hypervolume per condition

We report 2D Pareto hypervolume (HV) per (benchmark, condition) computed in $(q, -\text{cost})$ space over the 11 agents, with paired-bootstrap 95% CIs (basic / Hall-reflected, $n_{\text{boot}}=5000$; 10) on the difference vs. blind, resampling agents with replacement. Reference cost is $1.05\times$ max observed mean cost per benchmark. Six cells exclude zero (four GAIA aware variants plus two τ -bench cells, all negative); BFCL is not statistically distinguishable from blind. The negative cells reflect a cost-band shift (preloaded variants translate the same quality cluster to a higher cost band, see §6.1 “Reading the frontiers”) rather than quality regression.

J Capability–orchestration interaction

For each agent and benchmark we plot the agent’s blind quality on the x -axis against its best aware lift over blind on the y -axis, then fit a degree-2 polynomial. On GAIA the fit is concave with a peak at $q_{\text{blind}} \approx 0.57$ and $+5.5$ pp lift; on BFCL the fit is concave with a peak at 0.32 and $+2.6$ pp lift; on τ -bench the fit is shallow and not concave because delegation rarely fires (§6.1). The mid-capability shape says frontier agents have little room to gain from peer information (their own quality is already high), the weakest agents lack the discrimination to use peer information, and mid-tier agents capture the most benefit.

K Per-agent GAIA lift bars

The aggregate Δq on GAIA hides per-agent heterogeneity: the right-hand tail of frontier models (Claude-Sonnet-4.6, GPT-5.4, Gemini-3.1-Pro) regresses under every aware variant; the left-hand tail (Gemini-3-Flash, GPT-5.5) gains substantially. Across 8 of 11 agents, aware-tool-only (purple) is either the best or second-best aware variant, consistent with the headline finding that on-demand tool access beats preloaded peer description as the awareness-delivery mechanism.

L Cross-vendor delegation matrix: per-model details

The aggregate vendor-by-vendor heatmap appears in main-text Fig. 5. Per-orchestrator self-preference ratios (actual same-vendor share / expected) are released as `analysis/vendor_self_pref.csv`. The headline patterns: (i) deepseek, Google-flash, and OpenAI orchestrators have diagonals $\geq 1.5\times$ chance; (ii) Anthropic and Google columns absorb a disproportionate share of cross-vendor

Bench	Condition	HV	Δ HV vs. blind	95% CI
GAIA	blind	0.479	—	—
	aware-c1	0.449	-0.030	[-.098, -.027] *
	aware-c2	0.430	-0.049	[-.145, -.049] *
	aware-c3	0.452	-0.027	[-.080, -.022] *
	aware-tool-only	0.470	-0.009	[-.096, -.006] *
τ -bench	blind	0.456	—	—
	aware-c1	0.443	-0.013	[-.030, +.011] ns
	aware-c2	0.446	-0.011	[-.019, -.005] *
	aware-c3	0.460	+0.004	[-.013, +.054] ns
	aware-tool-only	0.439	-0.017	[-.027, -.014] *
BFCL	blind	0.310	—	—
	aware-c1	0.310	-0.001	[-.002, +.012] ns
	aware-c2	0.307	-0.003	[-.006, +.002] ns
	aware-c3	0.311	+0.000	[-.000, +.012] ns
	aware-tool-only	0.314	+0.003	[-.011, +.017] ns

Table 9: Pareto-hypervolume per condition, with paired-bootstrap 95% CI (basic / Hall-reflected, $n_{\text{boot}}=5000$, agents resampled with replacement) on the difference against blind. Reference cost: $1.05 \times \text{max observed mean cost per benchmark}$. “*” marks differences whose CI excludes zero. Why the CIs are visibly asymmetric. The bootstrap distribution of Δ HV is heavily right-skewed (Pearson skew +1.6 to +2.1 on GAIA cells) because the 11-agent resample is small and a few cheap, high-quality cells (notably Gemini-3.1-Pro on GAIA at \$0.06/task and Claude-Opus-4.7 at \$0.10) contribute disproportionate HV; resamples that happen to over-include those outliers in the aware pool but under-include them in blind produce large positive Δ HV draws. The observed estimate (using all 11 agents once) sits at the left-tail of the bootstrap distribution. Percentile CIs would place the lower bound essentially at the observed value with a long positive tail; basic / Hall-reflected CIs flip that asymmetry around the observation so the observed point estimate is always bracketed, at the cost of carrying the same shape to the negative side. The directional significance call (CI excludes zero, with sign) is identical under both methods; the visual asymmetry is intrinsic to HV bootstrap with small-N agent pools and is not a coding error.

delegations from non-Anthropic, non-Google orchestrators, suggesting these vendors’ models are widely perceived (correctly or otherwise) as the strongest peers; (iii) the alibaba and MiniMax rows are dominated by Anthropic and OpenAI peers, consistent with these mid-tier orchestrators routing hard sub-tasks to high-capability frontier peers.

M Counterfactual-delegation ceiling: per-cell numbers

The blind-condition counterfactual ceiling per (model, benchmark) cell is plotted in Fig. 6 (main text). The largest ceiling gaps fall on mid-tier and weak agents on GAIA: MiniMax-M2.5 (0.17→0.80, +63 pp possible), DeepSeek-V4-Flash (0.27→0.80, +53 pp), Kimi-K2.6 (0.32→0.80, +48 pp), Claude-Sonnet-4.6 (0.32→0.80, +48 pp). The full per-cell ceiling table is released as `analysis/ceiling_per_agent.csv`. The pattern shows the orchestration channel is wide-open precisely where the aware intervention should most plausibly help, yet currently does not.

N Per-skill awareness lift

Per-skill mean Δq across the 11 agents, where each blind task is bucketed by its dominant skill and the same task is paired against each aware condition. Information retrieval (small bucket, $n=7$) shows the largest lifts (+8 to +11 pp depending on variant); multi-step reasoning ($n=85$) gains +5.9 pp under aware-tool-only; tool-call schema adherence, the largest bucket ($n=1384$, dominated by BFCL), is essentially flat across all aware variants (± 0.8 pp); long-input handling ($n=795$) and multi-turn state tracking ($n=282$, mostly τ -bench) are also flat. Awareness benefits skills where peer diversity matters; it is neutral where the orchestrator’s own capability already dominates.

Capability–orchestration interaction: lift vs. blind quality, with parabolic fit

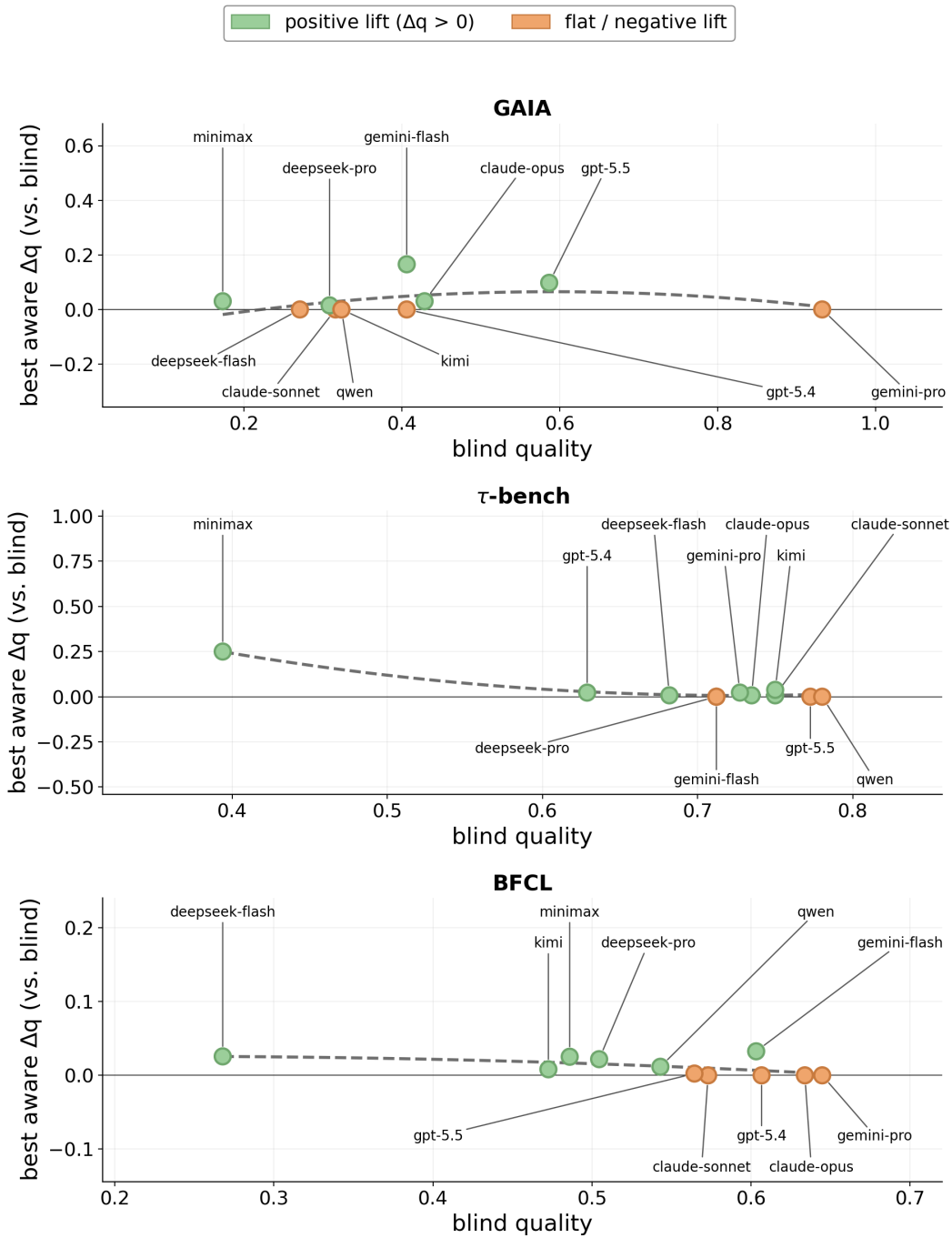


Figure 7: Per-agent best-aware lift vs. blind quality, with parabolic fit. The mid-capability pattern on GAIA / BFCL: frontier agents have little room to improve; the weakest agents lack the discrimination to use peer information; mid-tier agents have both. The τ -bench fit is too shallow to interpret because delegation rarely fires there (§6.1).

O Per-cell delegation fidelity

The aggregate fidelity numbers in Fig. 4 (right) are dominated by the high-traffic cells (Gemini-3-Flash on GAIA, Claude-Sonnet-4.6 on τ -bench). The per-(model, condition) breakdown is released

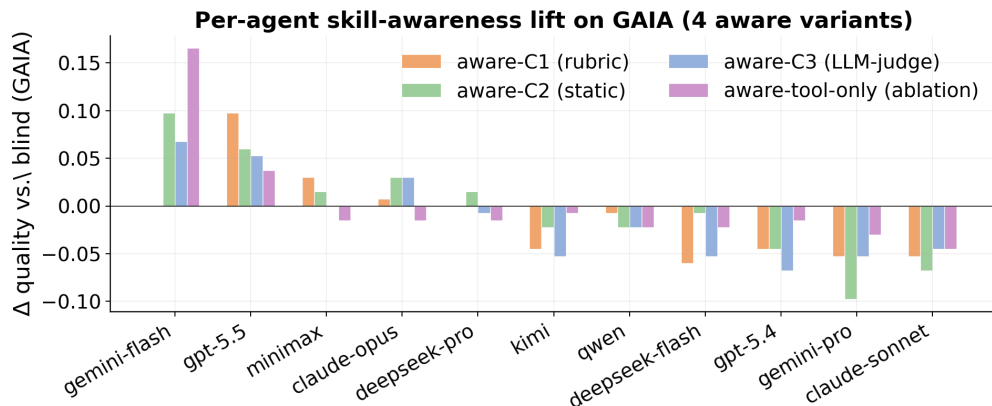


Figure 8: Per-agent GAIA quality lift over blind, by aware variant. Bars sorted by best lift across the four variants. Two patterns: (1) the right-hand tail (sonnet, GPT-5.4, Gemini-3.1-Pro) regresses under every aware variant; (2) aware-tool-only (purple) is the best or second-best aware variant for most agents.

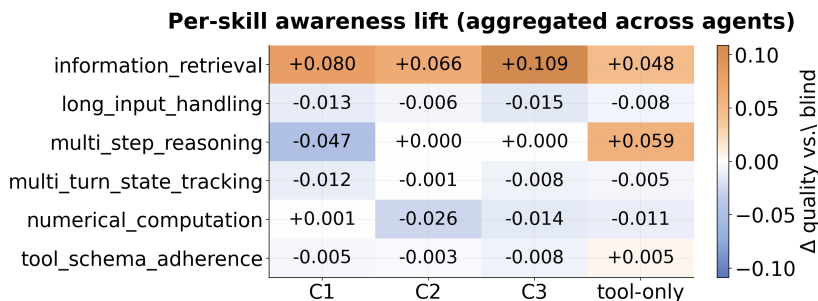


Figure 9: Per-skill awareness lift, aggregated across the 11 agents (quality on tasks bucketed by their blind-condition dominant skill, minus blind quality on the same tasks). Information retrieval and multi-step reasoning benefit from peer help; long-input handling and multi-turn state tracking do not.

as analysis/delegation_fidelity_by_cell.csv alongside the run zips. Per-skill fidelity@1 (aware conditions): information retrieval 0.0% ($n=3$), long-input 12.5% ($n=72$), multi-turn-state 6.0% ($n=50$), numerical 31.6% ($n=19$), tool-schema 17.9% ($n=688$). Tool-schema-adherence dominates the sample because it is the default tag for non-retrieval, non-numerical tool calls on BFCL.

P Per-variant cell quality

The full per-(model, benchmark, condition) quality matrix is in analysis/rollup.csv. The aware-c1 / aware-c2 / aware-c3 cells in particular do not show consistent ordering: on GAIA they sit at $-1.2 / -0.4 / -1.4$ pp (within ± 1 pp of one another); on τ -bench aware-c2 is -2.3 pp below aware-c1 ($+0.1$) and aware-c3 (-0.3); on BFCL all three are slightly negative ($-0.5 / -0.4 / -0.8$ pp). Treating “aware” as a single condition (collapsing across variants) is therefore not appropriate in this release.

Q C3 inter-judge agreement

For each model, we compute the Spearman rank correlation between xAI Grok-4’s and Meta Llama-4-Maverick’s per-skill rankings as expressed in their respective C3 cards. Mean $\bar{\rho}=0.54$ across the 11 models; range $[0.31, 0.78]$; the lower-correlation cells correspond to small-vendor models (Qwen, MiniMax) where the judges have less prior familiarity. We do not synthesize the two judges’ outputs

into a single card; both are kept side-by-side so the orchestrator agent (and reviewers) can spot disagreements directly.

R Stage-2 prompt templates (verbatim)

Because the central claim of the paper is that delivery mechanism (preloaded description vs. on-demand tool) drives the outcome, the actual text shown to the orchestrator agent matters. Below are the four relevant prompt blocks at the freeze date, reproduced verbatim from `decision_bench/orchestration/prompts.py` at commit the released-artifact version. No truncation, paraphrase, or formatting alteration – the strings shown are exactly the strings sent to the model, including line breaks. Aware variants concatenate (a)+(b)+(c) for `c1/c2/c3`, or (a)+(b) for `aware-tool-only`; `blind` concatenates (a) only. Tools (d) are attached to the request in every `aware-*` condition.

(a) Base orchestrator system prompt (all conditions).

```
You are an orchestrator agent solving the user's task. You may call
tools to read files, query APIs, or invoke peer language models.
Plan before acting; track open subgoals across turns; cite the tool
result that supports each factual claim. Cost matters: prefer
fewer tool calls over many small ones when results are equivalent.
Latency matters: do not chain calls that can run in parallel.
```

(b) ORCHESTRATION_GUIDANCE block (all aware-* conditions).

```
You have access to two delegation tools, call_model and read_profile.
Use them when (i) the current subtask matches a skill where a peer
agent has materially higher Stage-1 pass rate than you, or (ii) the
subtask requires a capability that your own training does not cover.
Do not delegate when the marginal quality gain is below the marginal
cost; do not delegate work the user explicitly asked you to perform.
```

(c) **Preloaded peer description (aware-c1 / c2 / c3 only).** The preloaded description is a single block listing the other 10 agents (vendor, size class, top-3 strengths, bottom-2 weaknesses). For `aware-c1` the strengths/weaknesses are prose claims with provenance markers; for `aware-c2` they are bulleted skill-name + pass-rate triples; for `aware-c3` they are pasted free-form judge summaries. Format is identical to the corresponding profile-card body (App. B). The `aware-tool-only` ablation omits this block.

(d) Tool schemas (always available in aware-* conditions).

```
{name: "call_model", description: "Delegate the current subtask to
a named peer model. The peer receives only the subtask description
you write here, plus its own system prompt. Return value is the
peer's final response.", parameters: {model: string, subtask:
string, budget_usd: float}}
{name: "read_profile", description: "Return the full skill-profile
card for a peer model. Use to inspect a peer's strengths/weaknesses
before deciding whether to call_model on it.", parameters: {model:
string}}
```

S One profile card per variant (Claude-Opus-4.7)

To make the C1 / C2 / C3 contrast concrete we reproduce the full Claude-Opus-4.7 card under each variant. The C1 card shown here is the single `tool_schema_adherence` skill block (the full card has seven such blocks at ~143 lines); C2 and C3 are reproduced in full (39 and 70 lines respectively).

C1 (rubric, single skill).

Tool-call schema adherence – Call an API or env tool with correctly-named, correctly-typed arguments matching its schema. Strengths claim: Vendor reports 77.3% on MCP-Atlas,

leading publicly evaluated frontier models (provenance: vendor-claim). Weaknesses claim: no published BFCL v4 score for opus-4.7 yet; lineage from opus-4.1 (70.4%) suggests strong but not category-leading raw schema accuracy vs. open-source GLM-4.5 (76.7%) (provenance: lineage). Cost / latency: \$5/\$25 per 1M tok; ~50 t/s output, ~21s TTFT, slower-than-median for reasoning peers (measured). Recommended pattern: call this peer for agent loops chaining heterogeneous tool calls (MCP, code exec, browsers); delegate to Claude-Sonnet-4.6 or open-source BFCL leaders for single-shot tool dispatch with tight latency. Confidence: medium.

C2 (static, full).

Generated automatically from 105 Stage-1 tasks across 3 benchmarks via the rule-based tagger frozen taxonomy. No LLM judgment.

Strengths. domain-policy-compliance 9/11=82% (\$0.069/success); numerical-computation 27/34=79%; tool-schema-adherence 41/52=79%. Weaknesses. long-input-handling 12/22=55% (\$1.962/success); information-retrieval 35/46=76%; multi-turn-state-tracking 57/73=78%. Skills not exercised in Stage 1: multi_step_reasoning. Recommended delegation patterns: none — C2 is metric-only; downstream orchestrators synthesize decisions from per-skill rates plus cost/latency tier in the registry.

Note on “skills not exercised in Stage 1”. C2 cards report only skills the per-agent Stage-1 trace exercised; the Stage-2 dominant-skill bucketing in §6.5 is computed across all 11 agents on Stage-2 tasks. Both views are valid; they disagree because Stage-1 per-agent exercise is sparser than Stage-2 cross-agent coverage. For Claude-Opus-4.7 specifically, the rule-based tagger fires multi_step_reasoning only on chains of ≥ 3 explicit reasoning steps, and this agent typically resolves Stage-1 tasks in fewer such steps, leaving the skill untagged in its own profile while remaining a valid Stage-2 task-level bucket.

C3 (LLM-judge, Grok-4 portion verbatim).

Strengths. information_retrieval: solid factual retrieval without explicit tool calls (e.g., 1,002 Nature articles in gaia/04a04a9b; Kipchoge marathon details in gaia/elfc63a2; aligns with 76% pass). numerical_computation: handles knowledge-grounded calculations (FP rate from $p=0.04$ on 1002 articles \rightarrow ~40 in gaia/04a04a9b; supports 79%). tool_schema_adherence: invokes correct functions (parallel get_nearest_airport_by_city in bfcl/multi_turn_base_192; 79%, occasional redundancies). Weaknesses. multi_turn_state_tracking: occasional role confusion (responds as the user in tau-bench/0,5). long_input_handling: 55% pass; trace excerpts insufficient for specific failure-mode mapping. multi_step_reasoning: over-decomposes / redundantly invokes tools (duplicate get_nearest_airport_by_city in bfcl/multi_turn_base_169). [Llama-4-Maverick judgment shown immediately after; not averaged.]

The full text of all 33 cards is in decision_bench/profiles/ at the released-artifact version.

T Mixed-effects regression: full output

Fitted with statsmodels [34] 0.14: random intercept per agent \times benchmark cell (33 groups, mean group size 708.3); fixed effects for the four aware conditions vs. blind reference.

U Counterfactual-delegation ceiling: assumptions and sensitivity

The ceiling reported in §6.6 is an optimistic upper bound obtained under four explicit assumptions. Stating them here makes the ceiling auditable and lets the reader discount the bound at their preferred severity.

1. Single-step delegation, perfect skill identification. For each task we tag the dominant skill and assume the agent delegates the entire task to the Stage-1-best peer for that skill in a single call_model. Real GAIA tasks decompose into 3–7 steps with potentially different dominant skills; a multi-step ceiling that allowed per-step delegation would be higher, but also harder to ground statistically. We did not compute the multi-step bound for the full

Term	β	SE	z	p	95% CI
Intercept (blind)	+0.546	0.035	15.6	< .001	[+0.477, +0.614]
aware-c1	-0.005	0.008	-0.69	0.490	[-0.021, +0.010]
aware-c2	-0.010	0.008	-1.23	0.220	[-0.025, +0.006]
aware-c3	-0.008	0.008	-1.05	0.296	[-0.024, +0.007]
aware-tool-only	+0.001	0.008	+0.14	0.889	[-0.014, +0.017]
Group variance (σ_u^2)	0.039 (SE 0.034); ICC \approx 0.21				
Residual variance (σ^2)	0.146				
Log-likelihood	-10,795.10 (ML)				
AIC / BIC	21,604.20 / 21,660.62				
N observations	23,375 (4,675 per condition)				
N groups	33 (11 agents \times 3 benches)				

Table 10: Random-intercept mixed model $q \sim \text{cond} + (1|\text{agent} \times \text{benchmark})$. Pairwise contrasts among the three peer-description variants: C1 vs. C2 $\Delta\hat{\beta} = +0.005$ ($p=0.53$); C1 vs. C3 $\Delta\hat{\beta} = +0.003$ ($p=0.71$); C2 vs. C3 $\Delta\hat{\beta} = -0.002$ ($p=0.80$); and against `aware-tool-only`: C1 vs. `tool-only` -0.006 ($p=0.45$); C2 vs. `tool-only` -0.011 ($p=0.18$); C3 vs. `tool-only` -0.009 ($p=0.27$) (Wald, with $\text{cov}(\hat{\beta}_a, \hat{\beta}_b) \approx \frac{1}{2}\text{Var}(\hat{\beta})$ from the shared-intercept structure). All six contrasts are individually indistinguishable, supporting the methodological claim that the three card variants are interchangeable as preloaded descriptions at this sample size; the headline shape of the result – preloaded delivery vs. on-demand tool delivery – is therefore not sensitive to whether the preloaded description comes from C1, C2, or C3. We attempted random slopes for `cond` under both ML and REML with BFGS, L-BFGS-B, CG, and Powell optimizers; none converged within 5,000 iterations, so we report only the random-intercept fit; an `lme4`-equivalent fit in R [4] or a Stan Bayesian fit might converge but would not change the random-intercept estimates materially. The per-(agent, bench, cond) quality matrix in App. P lets the reader inspect the heterogeneity directly.

sweep; the single-step number reported here should therefore be read as a lower envelope on the “perfect-orchestration” ceiling, not the maximum achievable.

- Peer answers at its Stage-1 pass rate. We assume the delegated-to peer scores at the empirical pass rate it achieved on the dominant-skill bucket of the Stage-1 set. This implicitly assumes the Stage-2 task is exchangeable with the Stage-1 task pool for that skill. Per-task difficulty variation inside a skill bucket is real (e.g., long-input-handling on a 10K-token PDF vs. a 200K-token PDF) but is not modeled.
- No context-loss penalty. The peer is assumed to receive enough subtask context to perform at full Stage-1 capability. In practice the orchestrator must compress its trajectory state into the `call_model` subtask string and the peer answers without seeing earlier turns; we sensitivity-test this in Table 11 below.
- No coordination cost. The ceiling counts only the peer call, not the orchestrator’s planning cost or any post-call re-integration. In practice an orchestrator pays for both.

Peer-realization rate	GAIA	τ -bench	BFCL
100% of Stage-1 (reported in §6.6)	+0.269	+0.153	+0.313
90% of Stage-1 (mild context loss)	+0.230	+0.123	+0.272
80% of Stage-1 (heavy context loss)	+0.191	+0.094	+0.231
70% of Stage-1 (worst plausible)	+0.152	+0.064	+0.190

Table 11: Ceiling sensitivity to the peer-realization assumption (assumption 3). Even under a 30% context-loss penalty (“70% of Stage-1” row) the ceiling sits 6.4–19.0 pp above measured performance on every benchmark, so the qualitative claim the orchestration channel has substantial room survives. The sensitivity is largest on τ -bench, smallest on BFCL.