
Delta Attention Residuals

Cheng Luo*
Independent Researcher
wdlctc@gmail.com

Zefan Cai*
University of Wisconsin–Madison
zefncai@gmail.com

Junjie Hu
University of Wisconsin–Madison
junjie.hu@wisc.edu

Abstract

Attention Residuals replace standard additive residual connections with learned softmax attention over previous layer outputs, enabling selective cross-layer routing. However, standard Attention Residuals still attend over cumulative hidden states in previous layers, which are highly redundant. We show that this redundancy leads to *routing collapse* in deeper layers: attention weights become low-contrast and closer to uniform (max weight ≈ 0.2), limiting the model’s ability to select informative states in previous layers. This raises a key but underexplored design question: **what layer-wise representations should be routed in Attention Residuals?** To answer this question, we propose **Delta Attention Residuals**, which attend over *deltas*—the change introduced by each sub-layer ($\mathbf{v}_i = \mathbf{h}_{i+1} - \mathbf{h}_i$)—instead of cumulative states. Delta representations are structurally diverse and yield higher-contrast attention distributions (max weight ≈ 0.6), enabling more selective and effective routing across layers. This principle applies at both per-sublayer and block granularity. Across all tested scales (220M–7.6B), Delta Attention Residuals consistently outperform both standard residuals and Attention Residuals, with 1.7–8.2% validation perplexity gains. Delta Attention Residuals also enables converting pretrained checkpoints into Delta Attention Residuals via standard fine-tuning. Code is available at <https://github.com/wdlctc/delta-attention-residuals-code>.

1 Introduction

Residual connections [He et al., 2016] are fundamental to training deep transformers [Vaswani et al., 2017]. The standard update, $\mathbf{h}_l = \mathbf{h}_{l-1} + f_l(\mathbf{h}_{l-1})$, accumulates all preceding sublayer outputs with fixed additive coefficients. While this update provides gradient highways [Veit et al., 2016], it has no mechanism to selectively aggregate the preceding layers across depth. Attention Residuals [Kimi, 2025] address this issue by replacing fixed aggregation with learned softmax attention over prior layer outputs ($\mathbf{h}_0, \mathbf{h}_1, \dots, \mathbf{h}_{l-1}$), allowing selective residuals routed from prior layers to the current layer.

However, as each state \mathbf{h}_l in Attention Residuals is still a running sum of all previous layer outputs $\mathbf{h}_{0:l-1}$, adjacent states $\mathbf{h}_l, \mathbf{h}_{l-1}$ become highly redundant. As depth increases, the pairwise similarity between adjacent states grows, reducing the contrast among routing candidates. Under such low-contrast sources, softmax attention becomes less discriminative, leading to *routing collapse*, where attention weights approach a near-uniform distribution. Empirically, we observe that the maximum routing weight drops to about 0.2 in deep layers (Figure 1a), indicating that the mechanism loses its ability to meaningfully select among sources and instead averages over them.

*Equal contribution. Corresponding authors: wdlctc@gmail.com, zefncai@gmail.com, junjie.hu@wisc.edu.

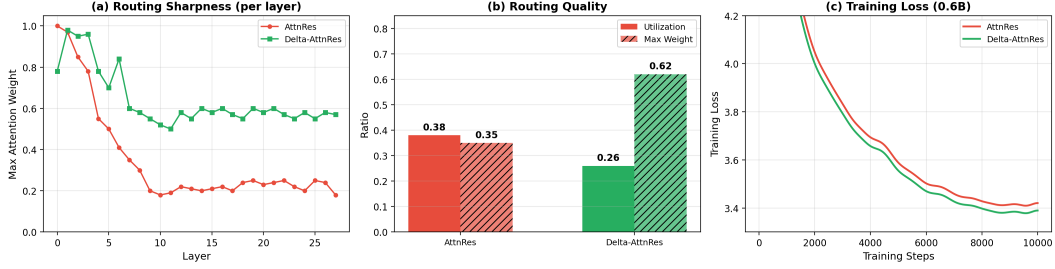


Figure 1: **Source redundancy in cross-layer routing** (Qwen3-0.6B, $L=28$). (a) Per-layer routing sharpness: AttnRes routing degrades to max weight ~ 0.2 in deep layers, while Delta Block maintains sharp routing (~ 0.6). (b) Routing quality: Delta Block achieves $1.8\times$ higher average max weight (0.62 vs. 0.35). (c) Training loss: Delta Block (green) consistently outperforms AttnRes (red).

This raises a critical yet underexplored design question: **what layer-wise sources should be routed to the current layer?** We observe that the *change* each layer introduces is far more informative than the cumulative states. The delta $\mathbf{v}_i = \mathbf{h}_{i+1} - \mathbf{h}_i$ captures what a specific sublayer *contributed*, not where the model *has been*. Adjacent deltas are naturally diverse because delta outputs serve different functions and operate in different subspaces [Elhage et al., 2021], while cumulative states converge to near-linear relationships across layers [Razzhigaev et al., 2024].

We propose **Delta Attention Residuals**, which route over these deltas instead of cumulative states. The same principle applies at two granularities: per-sublayer deltas (each attention or MLP output individually) and block-level deltas (the accumulated change over a group of layers). Delta routing uses an *additive* formulation ($\mathbf{h} = \hat{\mathbf{h}} + \sum \alpha_i \mathbf{v}_i$). This enables sharp, selective cross-layer shortcuts with max softmax weight increased to ~ 0.6 (Figure 1a) and the additive formulation preserves the residual stream and enables finetuning of pretrained models with zero initialization disruption.

Our contributions are:

1. We identify the **routing collapse problem** in Attention Residuals: source redundancy causes routing sharpness to degrade to max weight ~ 0.2 in deep layers, rendering the mechanism near-uniform (§2.2).
2. We propose **Delta Attention Residuals**, which route over deltas ($\mathbf{v}_i = \mathbf{h}_{i+1} - \mathbf{h}_i$) instead of cumulative states, maintaining sharp routing (max weight ~ 0.6) and consistently improving over both baseline and AttnRes from 220M to 7.6B parameters Qwen-based model, (§3).
3. We show that delta routing’s **additive formulation** enables the easy conversion of existing pretrained transformers into Delta Attention Residuals via fine-tuning. Fine-tuned Delta Block outperforms their pretrained transformer checkpoints on 8 downstream benchmarks (§3.5).

2 Method: Delta Attention Residuals

2.1 Preliminaries: Attention Residuals

A Pre-Norm transformer [Vaswani et al., 2017, Xiong et al., 2020] updates the hidden state as $\mathbf{h}_{i+1} = \mathbf{h}_i + \mathbf{v}_i$, where $\mathbf{v}_i := f_i(\mathbf{h}_i)$ is defined as the output of sublayer i —here a sublayer can be either an attention or MLP layer. Equivalently, $\mathbf{v}_i = \mathbf{h}_{i+1} - \mathbf{h}_i$ also measures the change introduced at depth i . Standard residuals accumulate all sublayer outputs with fixed unit coefficients. Attention Residuals [Kimi, 2025] replace this with a learned weighted sum:

$$\hat{\mathbf{h}}_l = \sum_{i=0}^{l-1} \alpha_{i \rightarrow l} \cdot \mathbf{s}_i, \quad \alpha_{i \rightarrow l} = \frac{\exp(\mathbf{w}_l^\top \text{RMSNorm}(\mathbf{s}_i))}{\sum_j \exp(\mathbf{w}_l^\top \text{RMSNorm}(\mathbf{s}_j))} \quad (1)$$

where \mathbf{s}_i are the *source* representations from preceding layers $i \in [0, l)$, $\mathbf{w}_l \in \mathbb{R}^d$ is a learned query (zero-initialized), and $\hat{\mathbf{h}}_l$ feeds into the next sublayer. A critical question arises: *what should \mathbf{s}_i be?*

2.2 The Source Redundancy Problem

We consider two source representations for \mathbf{s}_i in Eq. 1:

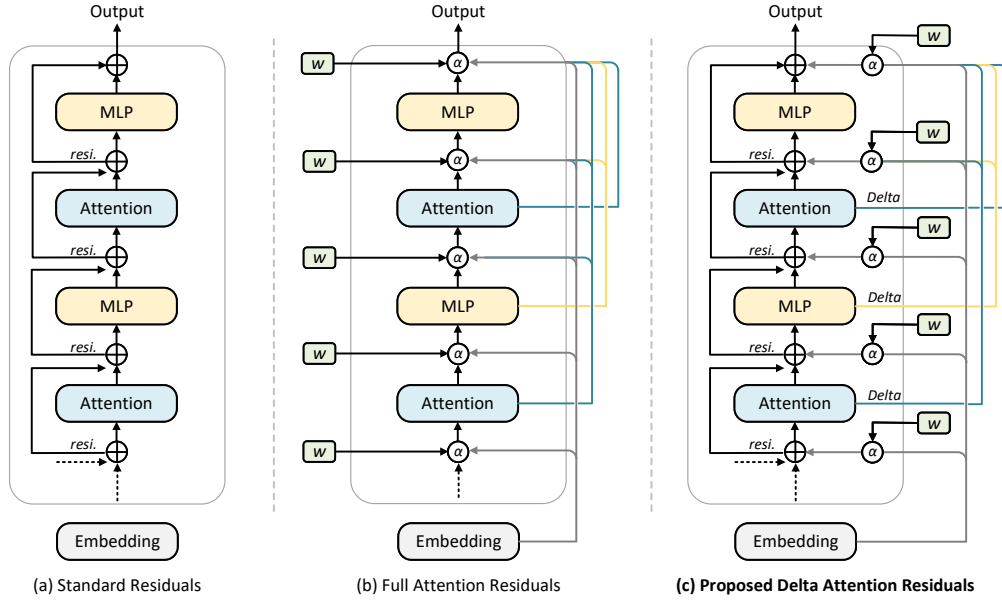


Figure 2: **Architecture comparison.** (a) Standard Residuals: uniform additive accumulation with fixed unit coefficients. (b) Attention Residuals [Kimi, 2025]: learned softmax attention (weights w , aggregation a) over cumulative hidden states, but source redundancy degrades routing to max weight ~ 0.2 in deep layers. (c) **Delta Attention Residuals** (ours): attends over per-sublayer delta outputs, maintaining sharp routing (max weight ~ 0.6) via additive routing. Compatible with MLP layers.

Cumulative sources. $s_i = \mathbf{h}_i = \mathbf{h}_0 + \sum_{j=1}^i \mathbf{v}_j$ —the full hidden state after sublayer i . Since each \mathbf{h}_i is a running sum, adjacent states share an increasingly large common prefix as depth grows, so the softmax logits $\mathbf{w}^\top \text{RMSNorm}(\mathbf{h}_i) \approx \mathbf{w}^\top \text{RMSNorm}(\mathbf{h}_{i+1})$ and the routing distribution approaches uniform. Empirically, at Qwen3-0.6B scale ($L=28$), the max softmax weight drops to ~ 0.2 in deep layers (Figure 1a), rendering the mechanism near-uniform.

Delta sources. $s_i = \mathbf{v}_i$ —the per-sublayer output defined in §2. At the finest granularity, each attention output and each MLP output is a separate source (**Delta AttnRes**, $2L$ sources for L layers). Adjacent deltas are structurally diverse because attention and MLP outputs occupy different subspaces, and outputs from different depths capture different abstraction levels. This naturally coarsens to block-level grouping: a block delta $\Delta_b = \mathbf{h}_{b+1} - \mathbf{h}_b$ aggregates multiple sublayer outputs into one source (**Delta Block**, $B+1$ sources for B blocks), trading granularity for efficiency. See Appendix C for a detailed schematic of the block variant.

2.3 Delta Attention Residuals

Delta Attention Residuals use *additive routing*: rather than replacing the residual stream with a weighted combination of cumulative states, we *add* selected delta information:

$$\hat{\mathbf{h}}_l = \tilde{\mathbf{h}}_l + \sum_i \alpha_{i \rightarrow l} \cdot \mathbf{v}_i \quad (2)$$

where \mathbf{v}_i are per-sublayer outputs, $\tilde{\mathbf{h}}_l$ is the current residual stream, and $\alpha_{i \rightarrow l} = \text{softmax}(\mathbf{w}_l^\top \text{RMSNorm}(\mathbf{v}_i))$. This formulation has three advantages:

1. **Residual preservation.** The residual stream $\tilde{\mathbf{h}}_l$ is preserved by default; routing adds information rather than replacing it.
2. **No information loss at block boundaries.** In cumulative-state AttnRes, only the Delta states at block boundaries are retained as routing sources—intermediate sublayer contributions within each block are collapsed into a single sum and become individually inaccessible. Delta routing retains

```

1 def depth_route(sources: list[Tensor], residual: Tensor,
2                 proj: Linear, norm: RMSNorm) -> Tensor:
3     """Softmax attention over depth sources, added to residual."""
4     V = torch.stack(sources) # [N, B, T, D]
5     K = norm(V)
6     logits = einsum('d, n b t d -> n b t', proj.weight.squeeze(), K)
7     return residual + einsum('n b t, n b t d -> b t d', logits.softmax(0), V)
8
9 def forward(self, deltas, hidden_states):
10    # --- Attention sublayer ---
11    h = depth_route(deltas, hidden_states, self.attn_proj, self.attn_norm)
12    attn_out = self.attn(norm(h))
13    hidden_states = hidden_states + attn_out
14
15    if self.mode == "Delta Block":
16        if not deltas: # first layer: store embed
17            deltas.append(hidden_states - attn_out)
18            deltas.append(hidden_states - deltas[-1]) # store block delta
19    elif self.mode == "Delta AttnRes":
20        deltas.append(attn_out) # store attention delta
21
22    # --- MLP sublayer ---
23    h = depth_route(deltas, hidden_states, self.mlp_proj, self.mlp_norm)
24    mlp_out = self.mlp(norm(h))
25    hidden_states = hidden_states + mlp_out
26
27    if self.mode == "Delta AttnRes":
28        deltas.append(mlp_out) # store MLP delta
29
30    return deltas, hidden_states

```

Figure 3: **Delta Attention Residuals pseudocode.** `depth_route` computes additive softmax routing over delta sources. **Delta Block** stores the embedding on first call and appends block deltas (change since last source); **Delta AttnRes** appends all sublayer outputs directly.

every sublayer’s contribution as a distinct source, ensuring that no intermediate computation is lost to aggregation.

3. **Safe initialization.** At initialization ($w_l = 0$), all input logits are zero and softmax produces uniform weights, so the routing output $\sum \alpha_i v_i$ is a bounded perturbation. This makes `depth_route` reduce to the identity map on h_l , enabling disruption-free fine-tuning of pre-trained models (§3.5).

Figure 3 shows the complete implementation; Comparison between with the original `AttnRes` can be found Appendix B.

3 Experiments

3.1 Experimental Setup

We train Qwen3-architecture [Qwen, 2025] models from scratch on FineWeb-Edu [Penedo et al., 2024]:

- **Scales:** 220M ($d=768, L=12$), 533M ($d=1024, L=24$), 1044M ($d=1280, L=36$), plus standard Qwen3-0.6B ($d=1024, L=28$) and Qwen3-8B ($d=4096, L=36$) configurations
- **Training:** AdamW [Loshchilov and Hutter, 2019] ($\beta_1=0.9, \beta_2=0.95, wd=0.1$), cosine LR with 500-step warmup, lr 6×10^{-4} (220M–1044M) or 3×10^{-4} (8B)
- **Budget:** 10K steps, effective batch size 32 (220M–1044M) or 64 (0.6B, 8B), sequence length 1024 (220M–1044M) or 2048 (0.6B, 8B)
- **Hardware:** $8 \times$ NVIDIA H100 80GB, BF16 mixed precision, `torch.compile`

Table 1: Results across three model scales (10K steps, FineWeb-Edu). All methods share identical architecture, data, and hyperparameters per scale; only the depth-mixing mechanism differs. Best per scale in **bold**. Tok/s measured on 8×H100 (BF16, `torch.compile`); Mem is peak per-device GPU memory during training (batch size 4 per GPU, seq len 1024).

Scale	Method	Train Loss ↓	Val Loss ↓	Val PPL ↓	Tok/s ↑	Mem (GB)
220M <i>d</i> =768 <i>L</i> =12	Baseline	3.613	3.656	38.71	289k	5.6
	AttnRes	3.586	3.622	37.39	294k	6.2
	Full AttnRes	3.577	3.619	37.30	285k	6.8
	Delta Block	3.577	3.613	37.08	306k	5.9
	Delta AttnRes	3.563	3.606	36.83	246k	7.5
533M <i>d</i> =1024 <i>L</i> =24	Baseline	3.428	3.466	32.00	243k	13.9
	AttnRes	3.423	3.458	31.75	174k	17.5
	Full AttnRes	3.422	3.456	31.68	103k	24.8
	Delta Block	3.405	3.439	31.16	198k	16.1
	Delta AttnRes	3.401	3.436	31.05	80k	33.6
1044M <i>d</i> =1280 <i>L</i> =36	Baseline	3.360	3.391	29.70	108k	22.5
	AttnRes	3.428	3.458	31.76	71k	31.6
	Full AttnRes	3.474	3.508	33.36	49k	52.0
	Delta Block	3.338	3.374	29.19	86k	28.4
	Delta AttnRes	3.339	3.372	29.13	34k	77.7

All models are compiled with `torch.compile` (default mode) before DDP wrapping, and trained with `use_cache=False` to avoid unnecessary KV cache allocation during training. Throughput (Tok/s) is measured as total tokens across all GPUs per wall-clock second at steady state. Peak memory (Mem) is the per-device `torch.cuda.max_memory_allocated` during training (batch size 4 per GPU, seq len 1024).

We evaluate five configurations: **Baseline** (standard residual), **AttnRes** (cumulative block-level sources with replacement routing, following Kimi [2025]), **Full AttnRes** (AttnRes with $N=L$, i.e. each layer as its own block), **Delta AttnRes** (per-sublayer delta sources with additive routing), and **Delta Block** (delta sources with block-level grouping and additive routing). Since the original Attention Residuals implementation is not publicly available, AttnRes and Full AttnRes are our faithful reimplementations based on the description in Kimi [2025] (see Appendix B for details). All AttnRes variants use zero-initialized queries and identical hyperparameters per scale.

3.2 From-Scratch Training Results

Delta methods consistently lead. Delta AttnRes achieves the best validation PPL at all three scales: 36.83 at 220M, 31.05 at 533M, and 29.13 at 1044M. Delta Block closely follows (37.08, 31.16, 29.19), trailing by less than 0.7% at every scale. Both delta methods beat baseline at all scales, with the gap widening as depth increases: −4.9% at 220M, −3.0% at 533M, and −1.9% at 1044M.

Replacement routing degrades at scale. AttnRes and Full AttnRes both use cumulative sources with replacement routing (and periodic reset of the residual stream). At small scale (220M), this works: AttnRes (37.39) and Full AttnRes (37.30) improve over baseline (38.71). However, at 1044M ($L=36$), AttnRes *degrades* to 31.76 (+6.9% worse than baseline’s 29.70), and Full AttnRes degrades even further to 33.36 (+12.3%). The degradation worsens with more frequent reset—Full AttnRes resets every layer while AttnRes resets every 4 layers—confirming that periodic reset compounds information loss at deeper scales (§4).

Why delta routing avoids degradation. Delta Block and Delta AttnRes differ from Block/Full AttnRes in two ways: (1) sources are deltas ($\mathbf{v}_i = \mathbf{h}_{i+1} - \mathbf{h}_i$) rather than cumulative states, and (2) routing is additive ($\mathbf{h} = \tilde{\mathbf{h}} + \sum \alpha_i \mathbf{v}_i$) rather than replacement ($\mathbf{h} = \sum \alpha_i \mathbf{s}_i$), which eliminates the need for reset. This realizes all three advantages of §2: the residual stream is always preserved, every sublayer’s contribution remains individually accessible, and initialization is safe. At 1044M, this converts a method that degrades (+6.9%) into one that improves (−1.7%).

Delta Block as practical default. Per-sublayer Delta AttnRes achieves the best PPL but stores $2L$ sources, incurring 69% throughput reduction and $3.5\times$ memory overhead at 1044M (34k tok/s, 77.7 GB vs. baseline’s 108k, 22.5 GB). Delta Block amortizes this cost via block-level grouping: at 1044M it runs at 86k tok/s with 28.4 GB (20% throughput overhead, 26% memory overhead), while matching Delta AttnRes quality (29.19 vs. 29.13, $<0.2\%$ gap). This makes Delta Block the recommended configuration for training at scale.

3.3 Scaling From-Scratch Training

The results in Table 1 use custom model configurations. We first verify that the same trends hold on an existing architecture, then scale up to 8B parameters.

Existing architecture: Qwen3-0.6B. We train from scratch using the standard Qwen3-0.6B architecture ($d=1024$, $L=28$, 508M params) with per-layer routing ($N=L=28$). Delta Block improves over baseline by 2.4% (31.45 vs. 32.22 PPL), while AttnRes slightly degrades (32.38), consistent with the pattern at all scales. Figure 4 shows Delta Block maintains sharp routing (max weight ~ 0.6) throughout depth while AttnRes collapses to ~ 0.2 in deep layers.

Table 2: From-scratch training at Qwen3-0.6B scale ($L=28$, $N=28$, 10K steps, lr 6×10^{-4}).

Method	Val PPL ↓	Tok/s ↑	Mem (GB)
Baseline	32.22	173k	13.8
AttnRes ($N=28$)	32.38	111k	28.4
Delta Block ($N=28$)	31.45	117k	25.2

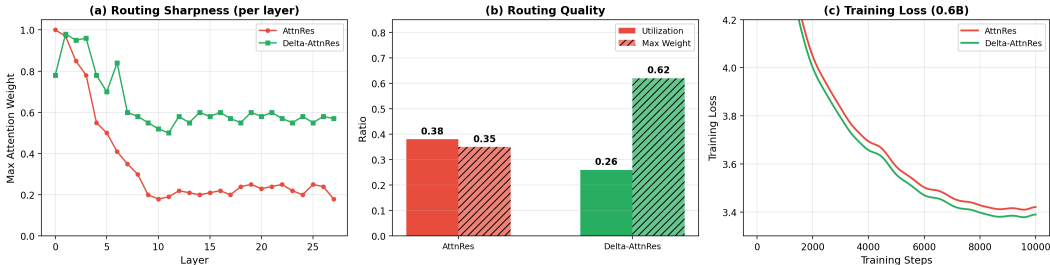


Figure 4: **Routing analysis at Qwen3-0.6B scale** ($L=28$, $N=28$). (a) Delta Block maintains sharp routing (max weight ~ 0.6 – 1.0) while AttnRes degrades to ~ 0.2 in deep layers. (b) Delta Block achieves $1.8\times$ higher average max weight (0.62 vs. 0.35). (c) Training loss: Delta Block (green) consistently outperforms AttnRes (red).

Scaling up: 8B parameters. We next scale to a Qwen3-8B-sized model ($d=4096$, $L=36$, 7.57B params) trained from scratch on FineWeb-Edu for 10K steps with FSDP and gradient checkpointing on $8\times H100$ (lr 3×10^{-4} , seq len 2048, effective batch 64).

Table 3: **Scaling to 8B** (10K steps, FineWeb-Edu, seq len 2048, batch 64, $8\times H100$ FSDP). Delta Block achieves the best PPL while AttnRes degrades below baseline, consistent with the 1044M trend. Tok/s and Mem measured on $8\times H100$ (BF16, torch.compile, gradient checkpointing). Best in **bold**.

Scale	Method	Train Loss ↓	Val Loss ↓	Val PPL ↓	Tok/s ↑	Mem (GB)
$d=4096$ $L=36$	Baseline	2.918	2.858	17.43	21.4k	41.6
	AttnRes	2.984	2.922	18.58	12.5k	44.0
	Delta Block	2.828	2.773	16.00	14.0k	42.7

Delta Block leads, AttnRes degrades. Delta Block achieves the best validation PPL (16.00), improving -8.2% over baseline (17.43). AttnRes degrades to 18.58 ($+6.6\%$ worse than baseline), confirming that replacement routing with cumulative sources fails at scale—the same pattern observed at 1044M ($+6.9\%$, Table 1).

Practical overhead. Delta Block adds only 589.8K routing parameters (0.008% of 7.57B) and incurs modest overhead: 14.0k tok/s vs. baseline’s 21.4k (35% throughput cost) and 42.7 GB vs. 41.6 GB ($+3\%$ memory). Notably, Delta Block is *faster* than AttnRes (14.0k vs. 12.5k tok/s) and uses less memory (42.7 vs. 44.0 GB), because additive routing avoids the costly hidden-state replacement and reset operations.

3.4 Ablation: Effect of Block Size

We ablate the number of blocks for Delta Block at 220M ($L=12$) and 533M ($L=24$). $B=4$ is the default used in Table 1.

Table 4: Delta Block block size ablation (10K steps). Tok/s on $8\times H100$.

Method	B	Sources	Val PPL ↓	Tok/s ↑	Mem (GB)
<i>220M (L=12)</i>					
Baseline	—	—	38.71	289k	5.6
Delta Block	1	2	37.44	396k	8.7
Delta Block	2	3	37.08	318k	8.8
Delta Block	4	5	36.98	343k	9.1
Delta Block	6	7	36.92	315k	9.3
Delta Block	12	13	37.34	318k	10.2
Delta AttnRes	—	25	36.75	212k	12.4
<i>533M (L=24)</i>					
Baseline	—	—	32.00	243k	13.9
Delta Block	2	3	31.23	217k	14.7
Delta Block	4	5	31.27	160k	15.4
Delta Block	6	7	31.19	194k	16.1
Delta Block	12	13	31.22	171k	18.3
Delta Block	24	25	31.18	137k	23.5
Delta AttnRes	—	49	31.05	80k	33.6

220M: sweet spot at $B=4-6$. Delta Block improves from $B=1$ (37.44) to $B=6$ (36.92), then degrades at $B=12$ (37.34). Full per-sublayer Delta AttnRes (36.75) achieves the best PPL at this scale.

533M: robust to block size. At 533M, Delta Block PPL is remarkably stable (31.18–31.27) across all block sizes from $B=2$ to $B=24$, suggesting that even a few delta sources capture sufficient cross-layer information at larger scale.

Delta Block as practical default. Delta AttnRes achieves the best PPL at both scales but incurs significant throughput and memory overhead ($2L$ sources). Delta Block at $B=4$ trails by only 0.6% at 220M while running at $1.6\times$ the throughput, making it the recommended configuration.

3.5 Fine-Tuning Pretrained Models into Delta Attention Residuals

Building on existing checkpoints is common practice in modern LLM development, as pretraining costs grow prohibitively with scale. Prior work [Pagliardini et al., 2024] found that adding cross-layer routing during fine-tuning fails because “the model commits early to a loss landscape valley that does not use cross-layer weights.” We evaluate whether delta routing’s safe initialization (§2, advantage 3) overcomes this.

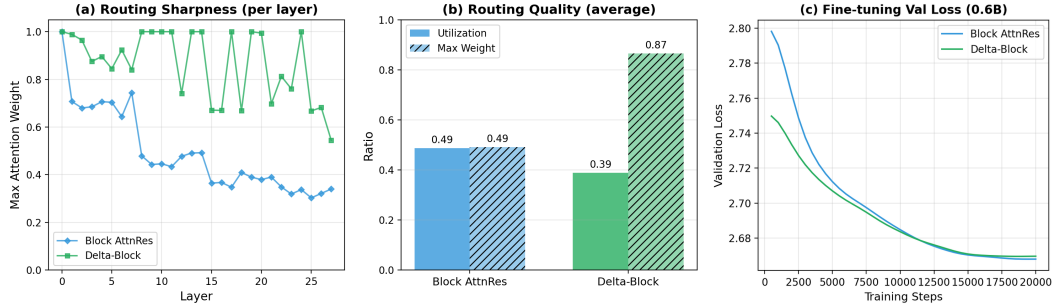


Figure 5: **Routing analysis** (Qwen3-0.6B fine-tuned on FineWeb-Edu). (a) Per-layer routing sharpness: Delta Block maintains high max attention weight (~ 0.87) throughout depth, while AttnRes degrades from 0.7 to 0.3. (b) Average routing quality: Delta Block achieves $1.8\times$ higher max weight (0.87 vs. 0.49). (c) Validation loss: AttnRes (blue) starts higher due to initialization disruption and converges slower; Delta Block (green) outperforms baseline.

Setup. We fine-tune Qwen3-0.6B [Qwen, 2025] on FineWeb-Edu [Penedo et al., 2024] for 20K steps (warmup 500, cosine decay, batch size 32, $4\times H100$). Following LoRA [Hu et al., 2022], we use a dual learning rate for Delta Block: 5×10^{-5} for the pretrained transformer and 5×10^{-3} for the AttnRes parameters, allowing the lightweight routing module to train faster while preserving pretrained knowledge. Baseline and AttnRes use a uniform lr of 5×10^{-5} . We compare: (1) Baseline (standard fine-tuning), (2) AttnRes [Kimi, 2025], and (3) Delta Block + Null Source (ours). We evaluate on 8 standard benchmarks using lm-evaluation-harness [Gao et al., 2024] (0-shot): HellaSwag [Zellers et al., 2019], ARC-Easy/Challenge [Clark et al., 2018], PIQA [Bisk et al., 2020], WinoGrande [Sakaguchi et al., 2020], BoolQ [Clark et al., 2019], MMLU [Hendrycks et al., 2021], and LAMBADA [Paperno et al., 2016].

Table 5: **Fine-tuning Qwen3-0.6B on FineWeb-Edu.** Downstream accuracy (0-shot) on 8 benchmarks. Delta Block outperforms baseline (55.6% vs. 55.0%), while AttnRes lags behind (54.1%).

Method	Hella	ARC-E	ARC-C	PIQA	Wino	BoolQ	MMLU	LAMB	Avg
Pretrained	47.3	56.2	33.9	67.4	55.9	63.8	40.3	40.0	50.6
Baseline FT	50.1	61.5	36.7	69.2	57.0	70.3	45.2	50.0	55.0
AttnRes	49.4	60.2	35.3	68.8	57.9	70.3	42.5	48.4	54.1
Delta Block	50.0	66.5	37.3	69.4	56.7	70.3	44.8	49.8	55.6

Results. Delta Block achieves 55.6% average accuracy, outperforming baseline (55.0%) and AttnRes (54.1%), with the highest ARC-Easy (66.5) and ARC-Challenge (37.3) scores.

Initialization matters. Figure 5 reveals a stark difference in training dynamics. AttnRes suffers a large loss spike at initialization (from 2.8 to 3.96) because its replacement routing ($\mathbf{h} = \sum \alpha_i \mathbf{h}_i$) returns the uniform average of all cumulative states at init—a signal fundamentally different from the pretrained residual. The model requires ~ 2000 steps to recover, and the downstream gap persists. In contrast, Delta Block starts smoothly from the pretrained loss. Its additive formulation ($\mathbf{h} = \tilde{\mathbf{h}} + \sum \alpha_i \mathbf{v}_i$) preserves the residual stream by construction, and the zero-initialized null source provides an explicit identity path ($\mathbf{h} = \tilde{\mathbf{h}} + 0$), eliminating disruption entirely. This confirms that the safe initialization property (§2, advantage 3) is essential for practical deployment atop existing checkpoints.

4 Analysis

4.1 Routing Collapse: Why Cumulative States Fail

The root cause is structural: each cumulative state $\mathbf{h}_i = \mathbf{h}_0 + \sum_{j=1}^i \mathbf{v}_j$ is a running sum that shares most of its components with its neighbors. At Qwen3-0.6B scale ($L=28$) after 10K steps, AttnRes

Learned Depth-Wise Routing Weights (Qwen3-0.6B, from scratch)

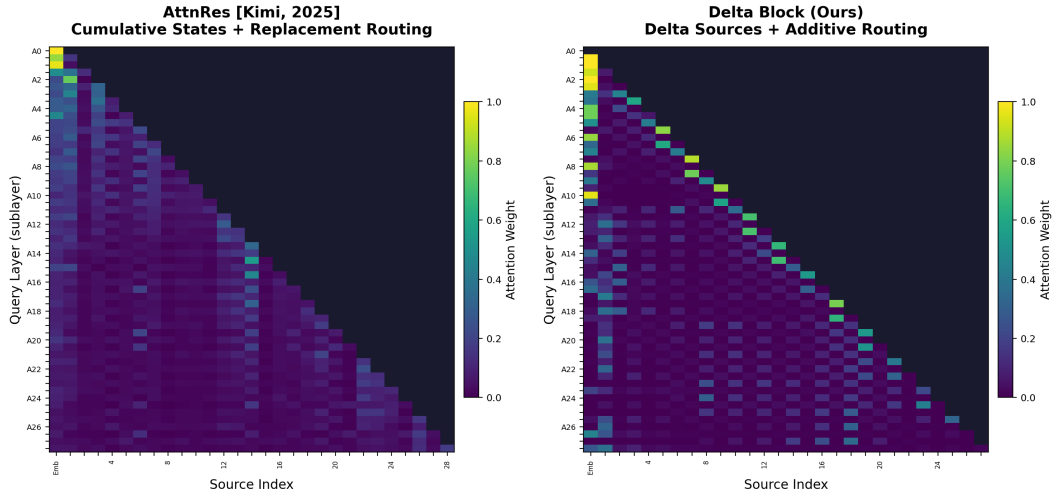


Figure 6: **Learned routing weights** (Qwen3-0.6B, from scratch). **Left:** AttnRes [Kimi, 2025] with cumulative states and replacement routing—attention becomes diffuse in deep layers due to source redundancy. **Right:** Delta Block (ours) with delta sources and additive routing—sharp cross-layer shortcuts, with deep layers selectively concentrating on specific early outputs.

routing sharpness (max softmax weight) drops from ~ 1.0 in early layers to ~ 0.2 in deep layers (Figure 1a), meaning the model distributes attention nearly uniformly across all sources and cannot selectively access earlier representations. In contrast, Delta Block maintains sharp routing (~ 0.6) throughout depth, with average max weight $1.8\times$ higher than AttnRes (0.62 vs. 0.35; Figure 1b). Delta sources avoid redundancy because attention and MLP outputs occupy different subspaces and capture different abstraction levels.

4.2 Why Additive Routing Preserves Information

This section empirically validates the three advantages identified in §2. AttnRes *replaces* the hidden state ($\mathbf{h} = \sum \alpha_i \mathbf{s}_i$) and resets at block boundaries, violating advantages 1 and 2: the residual stream is discarded, and intermediate sublayer contributions within each block are collapsed into a single sum. The information loss compounds with depth: at 1044M, AttnRes degrades to 31.76 PPL versus the 29.70 baseline (+6.9%), and Full AttnRes ($N=L$, reset every layer) degrades even further to 33.36 (+12.3%). In contrast, Delta Block (29.19) and Delta AttnRes (29.13) both improve over baseline, confirming that additive routing with delta sources avoids all three failure modes.

4.3 Learned Routing Patterns

Figure 6 visualizes the learned routing weights for both methods at Qwen3-0.6B scale ($L=28$). AttnRes with cumulative states and replacement routing (left) shows attention becoming increasingly diffuse in deeper layers, confirming the routing collapse predicted by the source redundancy analysis (§4.1). Delta Block with delta sources and additive routing (right) produces qualitatively different patterns:

- **Sharp routing:** deep layers concentrate $>50\%$ weight on specific early outputs, compared to the near-uniform distribution of cumulative-state routing. This confirms that delta sources maintain discriminability throughout depth.
- **Embedding prominence:** the token embedding receives disproportionate attention from deep layers, consistent with progressive dilution of embedding signal under standard residuals. Additive routing allows the model to selectively re-inject this signal without disrupting the residual stream.

5 Conclusion

We have presented Delta Attention Residuals, which replace cumulative hidden states with per-sublayer deltas as routing sources for cross-layer connectivity. The core insight is simple: routing over *what changed* ($\mathbf{v}_i = \mathbf{h}_{i+1} - \mathbf{h}_i$) rather than *what accumulated* yields $3\times$ sharper routing (max weight ~ 0.6 vs. ~ 0.2 in deep layers). Combined with additive routing that preserves the residual stream, Delta methods achieve the best perplexity from 220M custom configurations through standard Qwen3-0.6B and Qwen3-8B architectures with the block-level variant Delta Block matching per-sublayer quality at lower overhead. At 7.6B parameters, Delta Block improves -8.2% over baseline while adding only 0.008% parameters and running faster than AttnRes. The approach is orthogonal to other architectural improvements and enables disruption-free fine-tuning of existing checkpoints.

References

- Thomas Bachlechner, Bodhisattwa Prasad Majumder, Huanru Henry Mao, Garrison W Cottrell, and Julian McAuley. Rezero is all you need: Fast convergence at large depth. *UAI*, 2021.
- Yonatan Bisk, Rowan Zellers, Jianfeng Gao, Yejin Choi, et al. PIQA: Reasoning about physical intuition in natural language. In *AAAI*, 2020.
- Yung-Sung Chuang, Yujia Xie, Hongyin Luo, Yoon Kim, James Glass, and Pengcheng He. DoLa: Decoding by contrasting layers improves factuality in large language models. In *ICLR*, 2024.
- Christopher Clark, Kenton Lee, Ming-Wei Chang, Tom Kwiatkowski, Michael Collins, and Kristina Toutanova. BoolQ: Exploring the surprising difficulty of natural yes/no questions. In *NAACL*, 2019.
- Peter Clark, Isaac Cowhey, Oren Etzioni, Tushar Khot, Ashish Sabharwal, Carissa Schoenick, and Oyvind Tafjord. Think you have solved question answering? try ARC, the AI2 reasoning challenge. *arXiv preprint arXiv:1803.05457*, 2018.
- DeepSeek. Manifold-constrained hyper-connections. *arXiv preprint arXiv:2512.24880*, 2025.
- Nelson Elhage, Neel Nanda, Catherine Olsson, et al. A mathematical framework for transformer circuits. *Transformer Circuits Thread*, 2021.
- William Fedus, Barret Zoph, and Noam Shazeer. Switch transformers: Scaling to trillion parameter models with simple and efficient sparsity. *JMLR*, 2022.
- Leo Gao, Jonathan Tow, Baber Abbasi, Stella Biderman, Sid Black, Anthony DiPofi, Charles Foster, Laurence Golding, Jeffrey Hsu, Alain Le Noac’h, Haonan Li, Kyle McDonell, Niklas Muennighoff, Chris Ociepa, Jason Phang, Laria Reynolds, Hailey Schoelkopf, Aviya Skowron, Lintang Sutawika, Eric Tang, Anish Thite, Ben Wang, Kevin Wang, and Andy Zou. A framework for few-shot language model evaluation, 2024. URL <https://zenodo.org/records/10256836>.
- Kaiming He, Xiangyu Zhang, Shaoqing Ren, and Jian Sun. Deep residual learning for image recognition. In *CVPR*, 2016.
- Ruining He, Anirudh Ravula, Karol Kanber, and Joshua Ainslie. Realformer: Transformer likes residual attention. *ACL Findings*, 2021.
- Dan Hendrycks, Collin Burns, Steven Basart, Andy Zou, Mantas Mazeika, Dawn Song, and Jacob Steinhardt. Measuring massive multitask language understanding. *ICLR*, 2021.
- Edward J Hu, Yelong Shen, Phillip Wallis, Zeyuan Allen-Zhu, Yanzhi Li, Shean Wang, Lu Wang, and Weizhu Chen. LoRA: Low-rank adaptation of large language models. *ICLR*, 2022.
- Gao Huang, Zhuang Liu, Laurens Van Der Maaten, and Kilian Q Weinberger. Densely connected convolutional networks. In *CVPR*, 2017.
- Kimi. Attention residuals. *arXiv preprint arXiv:2603.15031*, 2025.

- Xiang Lisa Li, Ari Holtzman, Daniel Fried, Percy Liang, Jason Eisner, Tatsunori Hashimoto, Luke Zettlemoyer, and Mike Lewis. Contrastive decoding: Open-ended text generation as optimization. In *ACL*, 2023.
- Alisa Liu, Xiaochuang Han, Yizhong Wang, Yulia Tsvetkov, Yejin Choi, and Noah A Smith. Tuning language models by proxy. In *COLM*, 2024.
- Ilya Loshchilov and Frank Hutter. Decoupled weight decay regularization. *ICLR*, 2019.
- Matteo Pagliardini, Pierre Ablin, and Martin Jaggi. Denseformer: Enhancing information flow in transformers via depth weighted average. *arXiv preprint arXiv:2402.02622*, 2024.
- Denis Paperno, Germán Kruszewski, Angeliki Dutta, Raffaella Bernardi, Gemma Boleda, Raquel Fernández, and Marco Baroni. The LAMBADA dataset: Word prediction requiring a broad discourse context. In *ACL*, 2016.
- Guilherme Penedo, Hynek Kydlíček, et al. The fineweb datasets: Decanting the web for the finest text data at scale. *arXiv preprint arXiv:2406.17557*, 2024.
- Qwen. Qwen3 technical report. *arXiv preprint arXiv:2505.09388*, 2025.
- David Raposo, Sam Ritter, Blake Richards, Timothy Lillicrap, Peter Conway Humphreys, and Adam Santoro. Mixture-of-depths: Dynamically allocating compute in transformer-based language models. *arXiv preprint arXiv:2404.02258*, 2024.
- Anton Razzhigaev, Matvey Mikhalechuk, Elizaveta Goncharova, Ivan Gerasimov, Ivan Oseledets, Denis Kuznetsov, and Alexander Korotin. Your transformer is secretly linear. In *ACL*, 2024.
- Keisuke Sakaguchi, Ronan Le Bras, Chandra Bhagavatula, and Yejin Choi. WinoGrande: An adversarial winograd schema challenge at scale. In *AAAI*, 2020.
- Noam Shazeer. GLU variants improve transformer. *arXiv preprint arXiv:2002.05202*, 2020.
- Noam Shazeer, Azalia Mirhoseini, Krzysztof Maarten, Quoc V Le, Jeff Dean, and Geoffrey E Hinton. Outrageously large neural networks: The sparsely-gated mixture-of-experts layer. *ICLR*, 2017.
- Rupesh K Srivastava, Klaus Greff, and Jürgen Schmidhuber. Training very deep networks. *NeurIPS*, 2015.
- Ashish Vaswani, Noam Shazeer, Niki Parmar, Jakob Uszkoreit, Llion Jones, Aidan N Gomez, Łukasz Kaiser, and Illia Polosukhin. Attention is all you need. In *NeurIPS*, 2017.
- Andreas Veit, Michael J Wilber, and Serge Belongie. Residual networks behave like ensembles of relatively shallow networks. *NeurIPS*, 2016.
- Hongyu Wang, Shuming Ma, Li Dong, Shaohan Huang, Dongdong Zhang, and Furu Wei. Deepnet: Scaling transformers to 1,000 layers. *arXiv preprint arXiv:2203.00555*, 2022.
- Da Xiao, Qingye Meng, Shengping Li, and Xingyuan Yuan. Muddformer: Breaking residual bottlenecks in transformers via multiway dynamic dense connections. *ICML*, 2025.
- Ruibin Xiong, Yunchang Yang, Di He, Kai Zheng, Shuxin Zheng, Chen Xing, Huishuai Zhang, Yanyan Lan, Liwei Wang, and Tie-Yan Liu. On layer normalization in the transformer architecture. *ICML*, 2020.
- Rowan Zellers, Ari Holtzman, Yonatan Bisk, Ali Farhadi, and Yejin Choi. Hellaswag: Can a machine really finish your sentence? In *ACL*, 2019.
- Yifan Zhang, Yifeng Liu, Mengdi Wang, and Quanquan Gu. Deep delta learning. *arXiv preprint arXiv:2601.00417*, 2026a.
- Yifan Zhang, Yifeng Liu, Mengdi Wang, and Quanquan Gu. Residual stream duality in modern transformer architectures. *arXiv preprint arXiv:2603.16039*, 2026b.
- Defa Zhu et al. Hyper-connections. *arXiv preprint arXiv:2409.19606*, 2024.

A Related Work

Cross-Layer Connections. DenseNet [Huang et al., 2017] concatenates all previous outputs ($O(L^2d)$ memory). DenseFormer [Pagliardini et al., 2024] uses static Depth-Weighted Average weights. Hyper-Connections [Zhu et al., 2024] widen the residual stream to n channels; mHC [DeepSeek, 2025] constrains mixing to the doubly stochastic manifold. MUDDFormer [Xiao et al., 2025] generates dynamic, per-stream weights via MLPs, showing 2.8B matches 6.9B Pythia. Realformer [He et al., 2021] passes residual attention scores across layers via additive skip connections on the attention logit matrix. Attention Residuals [Kimi, 2025] use softmax attention over depth, scaling to 16B. We identify source representation as an overlooked design choice in this space.

Residual Stream Analysis. Veit et al. [2016] view residual networks as ensembles; Elhage et al. [2021] formalize the residual stream. DeepNet [Wang et al., 2022] rescales residual connections with a depth-dependent factor to stabilize 1000-layer transformers. Residual stream duality [Zhang et al., 2026b] shows depth attention is dual to sequence-axis sliding-window attention. Our source redundancy analysis complements these views.

Contrastive and Delta Methods. A growing body of work shows that differencing redundant components yields sharper signals. Contrastive Decoding [Li et al., 2023] subtracts amateur logits from expert logits to isolate scale-dependent knowledge. DoLa [Chuang et al., 2024] contrasts early vs. late layers within a single model, revealing that per-layer deltas carry more distinctive factual information than cumulative representations. Proxy-Tuning [Liu et al., 2024] transfers fine-tuning residuals across model scales at decode time. Our work applies this differencing principle along the depth axis *within* a single forward pass.

Gating and Routing. Highway Networks [Srivastava et al., 2015] introduced learned gating of skip connections. GLU [Shazeer, 2020], ReZero [Bachlechner et al., 2021], and MoE [Shazeer et al., 2017, Fedus et al., 2022] route along the width dimension; Mixture of Depths [Raposo et al., 2024] routes tokens along depth via per-token top- k decisions. We route *source representations* along depth. Deep Delta Learning [Zhang et al., 2026a] uses Householder reflections for geometric depth control; we use attention-based selection.

B Comparison with Original Attention Residuals

We reproduce the original AttnRes pseudocode from Kimi [2025] and analyze the key implementation differences with Delta Attention Residuals.

Three key differences. Table 6 summarizes the design differences between the original AttnRes and our Delta variants.

Table 6: Implementation differences between AttnRes and Delta Attention Residuals.

Property	AttnRes	Delta AttnRes	Delta Block
Sources	cumulative \mathbf{h}_i	sublayer \mathbf{v}_i	block Δ_b
Routing	replacement $h = \sum \alpha_i \mathbf{s}_i$	additive $h = \tilde{\mathbf{h}} + \sum \alpha_i \mathbf{v}_i$	additive $h = \tilde{\mathbf{h}} + \sum \alpha_i \Delta_b$
Reset	yes (at boundaries)	no	no
Residual stream	lost at reset	always preserved	always preserved
# Sources	N blocks	$2L$ sublayers	$\sim L/B$ blocks

(1) Sources: cumulative vs. delta. AttnRes stores cumulative intra-block sums as sources. Since $\mathbf{h}_{i+1} = \mathbf{h}_i + \mathbf{v}_i$, adjacent cumulative sources are highly redundant, causing routing sharpness to degrade to max weight ~ 0.2 in deep layers. Delta methods store the *change* at each step: $\mathbf{v}_i = \mathbf{h}_{i+1} - \mathbf{h}_i$ for per-sublayer, or $\Delta_b = \mathbf{h}_{\text{current}} - \mathbf{h}_{\text{prev}}$ for block-level. These are naturally diverse, maintaining sharp routing (max weight ~ 0.6).

```

1 def block_attn_res(blocks, partial_block, proj, norm):
2     """Replacement routing: weighted sum replaces hidden state."""
3     V = torch.stack(blocks + [partial_block])      # [N+1, B, T, D]
4     K = norm(V)
5     logits = einsum('d, n b t d -> n b t', proj.weight.squeeze(), K)
6     h = einsum('n b t, n b t d -> b t d', logits.softmax(0), V)
7     return h                                     # replaces hidden state
8
9 def forward(self, blocks, hidden_states):
10    partial_block = hidden_states
11    h = block_attn_res(blocks, partial_block, self.attn_res_proj, self.
12    attn_res_norm)
13
14    # block boundary: store and reset
15    if self.layer_number % (self.block_size // 2) == 0:
16        blocks.append(partial_block)
17        partial_block = None                       # RESET
18
19    attn_out = self.attn(self.attn_norm(h))
20    partial_block = partial_block + attn_out if partial_block is not None else
21    attn_out
22
23    h = block_attn_res(blocks, partial_block, self.mlp_res_proj, self.
24    mlp_res_norm)
25    mlp_out = self.mlp(self.mlp_norm(h))
26    partial_block = partial_block + mlp_out
27    return blocks, partial_block

```

Figure 7: Original AttnRes [Kimi, 2025]: replacement routing over cumulative intra-block states, with periodic reset at block boundaries.

(2) Routing: replacement vs. additive. AttnRes *replaces* the hidden state with a weighted sum of sources: $h = \sum \alpha_i s_i$. This discards the current residual stream entirely. Delta methods *add* to the residual stream: $h = \tilde{h} + \sum \alpha_i v_i$. The residual is always preserved, and at initialization (zero queries, uniform weights), the perturbation is bounded.

(3) Reset. AttnRes resets `partial_block` to zero at each block boundary, forcing the model to reconstruct the hidden state from routing alone. This loses accumulated information and makes the model fragile—especially when $N=L$ (each layer resets), where frequent resets compound information loss. Delta methods never reset: `hidden_states` accumulates naturally through standard residual addition, and routing simply augments it.

C Delta Block: Block-Level Variant

The **Delta Block** variant coarsens the per-sublayer sources of Delta AttnRes to block-level granularity. Rather than treating each attention output and each MLP output as a separate source ($2L$ sources for L layers), Delta Block aggregates consecutive sublayer outputs within a contiguous span of B layers into a single block delta

$$\Delta_b = \mathbf{h}_{(b+1)B} - \mathbf{h}_{bB} = \sum_{i \in \text{block } b} \mathbf{v}_i, \quad (3)$$

yielding $B+1$ routing sources for a model partitioned into B blocks (plus the current partial block). Routing remains additive: $\hat{\mathbf{h}}_l = \hat{\mathbf{h}}_l + \sum_b \alpha_{b \rightarrow l} \cdot \Delta_b$, with $\alpha_{b \rightarrow l} = \text{softmax}(\mathbf{w}_l^\top \text{RMSNorm}(\Delta_b))$.

Properties. Delta Block inherits the three advantages of Delta AttnRes (residual preservation, no information loss at block boundaries due to additive routing rather than replacement, and safe zero-init), and adds two block-level benefits:

- **Source count** $\propto B$. The number of routing sources scales with the number of blocks rather than sublayers, reducing the per-layer routing cost by a factor of $\sim 2B$.

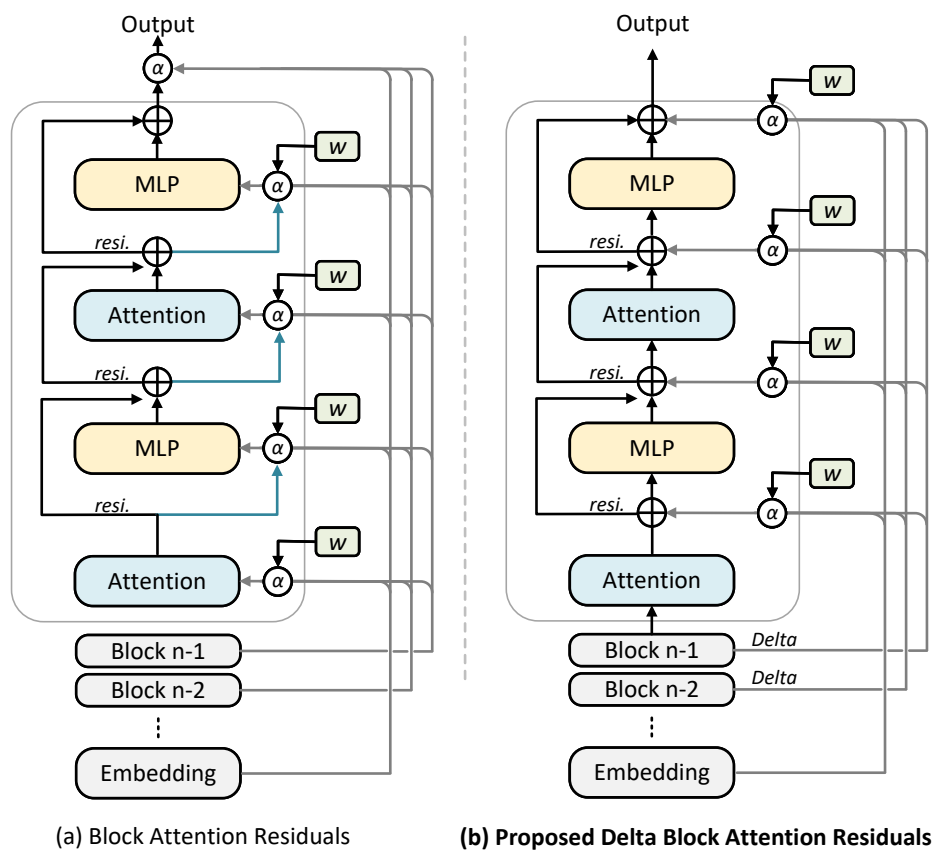


Figure 8: **Delta Block schematic.** Sublayer outputs within each block of B layers are summed into a single block delta Δ_b , which becomes one routing source. The current (in-progress) block contributes a partial delta. Compared to per-sublayer Delta AttnRes, Delta Block reduces the number of sources from $2L$ to $\sim L/B$, trading routing granularity for compute and memory efficiency. The residual stream $\tilde{\mathbf{h}}_l$ is preserved throughout; routing additively augments it.

- **Coarser but still diverse.** Because each Δ_b sums structurally heterogeneous attention and MLP outputs across B layers, block deltas remain mutually distinct and routing stays sharp—unlike cumulative block sources in the original AttnRes, which suffer source redundancy at depth.

When to prefer Delta Block. Per-sublayer Delta AttnRes offers maximum routing expressivity and is preferred at small-to-medium scales (§3). Delta Block trades a small amount of routing granularity for lower overhead and is preferred when source-count overhead dominates, e.g., at very deep models or under tight memory budgets. Empirically, Delta Block matches Delta AttnRes on most evaluations while using fewer routing sources.

NeurIPS Paper Checklist

1. Claims

Question: Do the main claims made in the abstract and introduction accurately reflect the paper’s contributions and scope?

Answer: [Yes]

Justification: The abstract and introduction claim three contributions (routing collapse identification, Delta Attention Residuals, fine-tuning capability), all supported by experiments in §3–3.5.

Guidelines:

- The answer [N/A] means that the abstract and introduction do not include the claims made in the paper.
- The abstract and/or introduction should clearly state the claims made, including the contributions made in the paper and important assumptions and limitations. A [No] or [N/A] answer to this question will not be perceived well by the reviewers.
- The claims made should match theoretical and experimental results, and reflect how much the results can be expected to generalize to other settings.
- It is fine to include aspirational goals as motivation as long as it is clear that these goals are not attained by the paper.

2. Limitations

Question: Does the paper discuss the limitations of the work performed by the authors?

Answer: [Yes]

Justification: Controlled comparisons are conducted at scales up to 7.6B parameters (§3.3), but the 8B experiment evaluates only Baseline, AttnRes, and Delta Block (not Full AttnRes or Delta AttnRes due to memory constraints). Per-sublayer Delta AttnRes incurs significant memory overhead at large scale (§3). Fine-tuning is evaluated on a single base model (Qwen3-0.6B).

Guidelines:

- The answer [N/A] means that the paper has no limitation while the answer [No] means that the paper has limitations, but those are not discussed in the paper.
- The authors are encouraged to create a separate “Limitations” section in their paper.
- The paper should point out any strong assumptions and how robust the results are to violations of these assumptions (e.g., independence assumptions, noiseless settings, model well-specification, asymptotic approximations only holding locally). The authors should reflect on how these assumptions might be violated in practice and what the implications would be.
- The authors should reflect on the scope of the claims made, e.g., if the approach was only tested on a few datasets or with a few runs. In general, empirical results often depend on implicit assumptions, which should be articulated.
- The authors should reflect on the factors that influence the performance of the approach. For example, a facial recognition algorithm may perform poorly when image resolution is low or images are taken in low lighting. Or a speech-to-text system might not be used reliably to provide closed captions for online lectures because it fails to handle technical jargon.
- The authors should discuss the computational efficiency of the proposed algorithms and how they scale with dataset size.
- If applicable, the authors should discuss possible limitations of their approach to address problems of privacy and fairness.
- While the authors might fear that complete honesty about limitations might be used by reviewers as grounds for rejection, a worse outcome might be that reviewers discover limitations that aren’t acknowledged in the paper. The authors should use their best judgment and recognize that individual actions in favor of transparency play an important role in developing norms that preserve the integrity of the community. Reviewers will be specifically instructed to not penalize honesty concerning limitations.

3. Theory assumptions and proofs

Question: For each theoretical result, does the paper provide the full set of assumptions and a complete (and correct) proof?

Answer: [Yes]

Justification: Proposition 1 (§2.2) states its assumptions explicitly (running-sum structure of cumulative states) and provides both a formal argument and empirical validation.

Guidelines:

- The answer [N/A] means that the paper does not include theoretical results.
- All the theorems, formulas, and proofs in the paper should be numbered and cross-referenced.
- All assumptions should be clearly stated or referenced in the statement of any theorems.
- The proofs can either appear in the main paper or the supplemental material, but if they appear in the supplemental material, the authors are encouraged to provide a short proof sketch to provide intuition.
- Inversely, any informal proof provided in the core of the paper should be complemented by formal proofs provided in appendix or supplemental material.
- Theorems and Lemmas that the proof relies upon should be properly referenced.

4. Experimental result reproducibility

Question: Does the paper fully disclose all the information needed to reproduce the main experimental results of the paper to the extent that it affects the main claims and/or conclusions of the paper (regardless of whether the code and data are provided or not)?

Answer: [Yes]

Justification: §3 specifies all hyperparameters, optimizer settings, hardware, and training budget. Complete pseudocode is provided in Figure 3. Code is available at <https://github.com/wdlctc/delta-attention-residuals-code>.

Guidelines:

- The answer [N/A] means that the paper does not include experiments.
- If the paper includes experiments, a [No] answer to this question will not be perceived well by the reviewers: Making the paper reproducible is important, regardless of whether the code and data are provided or not.
- If the contribution is a dataset and/or model, the authors should describe the steps taken to make their results reproducible or verifiable.
- Depending on the contribution, reproducibility can be accomplished in various ways. For example, if the contribution is a novel architecture, describing the architecture fully might suffice, or if the contribution is a specific model and empirical evaluation, it may be necessary to either make it possible for others to replicate the model with the same dataset, or provide access to the model. In general, releasing code and data is often one good way to accomplish this, but reproducibility can also be provided via detailed instructions for how to replicate the results, access to a hosted model (e.g., in the case of a large language model), releasing of a model checkpoint, or other means that are appropriate to the research performed.
- While NeurIPS does not require releasing code, the conference does require all submissions to provide some reasonable avenue for reproducibility, which may depend on the nature of the contribution. For example
 - (a) If the contribution is primarily a new algorithm, the paper should make it clear how to reproduce that algorithm.
 - (b) If the contribution is primarily a new model architecture, the paper should describe the architecture clearly and fully.
 - (c) If the contribution is a new model (e.g., a large language model), then there should either be a way to access this model for reproducing the results or a way to reproduce the model (e.g., with an open-source dataset or instructions for how to construct the dataset).

- (d) We recognize that reproducibility may be tricky in some cases, in which case authors are welcome to describe the particular way they provide for reproducibility. In the case of closed-source models, it may be that access to the model is limited in some way (e.g., to registered users), but it should be possible for other researchers to have some path to reproducing or verifying the results.

5. Open access to data and code

Question: Does the paper provide open access to the data and code, with sufficient instructions to faithfully reproduce the main experimental results, as described in supplemental material?

Answer: [Yes]

Justification: We use the publicly available FineWeb-Edu dataset and Qwen3 model family. Code is available at <https://github.com/wdlctc/delta-attention-residuals-code>.

Guidelines:

- The answer [N/A] means that paper does not include experiments requiring code.
- Please see the NeurIPS code and data submission guidelines (<https://neurips.cc/public/guides/CodeSubmissionPolicy>) for more details.
- While we encourage the release of code and data, we understand that this might not be possible, so [No] is an acceptable answer. Papers cannot be rejected simply for not including code, unless this is central to the contribution (e.g., for a new open-source benchmark).
- The instructions should contain the exact command and environment needed to run to reproduce the results. See the NeurIPS code and data submission guidelines (<https://neurips.cc/public/guides/CodeSubmissionPolicy>) for more details.
- The authors should provide instructions on data access and preparation, including how to access the raw data, preprocessed data, intermediate data, and generated data, etc.
- The authors should provide scripts to reproduce all experimental results for the new proposed method and baselines. If only a subset of experiments are reproducible, they should state which ones are omitted from the script and why.
- At submission time, to preserve anonymity, the authors should release anonymized versions (if applicable).
- Providing as much information as possible in supplemental material (appended to the paper) is recommended, but including URLs to data and code is permitted.

6. Experimental setting/details

Question: Does the paper specify all the training and test details (e.g., data splits, hyperparameters, how they were chosen, type of optimizer) necessary to understand the results?

Answer: [Yes]

Justification: §3 provides optimizer (AdamW), learning rate schedule (cosine with warmup), batch size, sequence length, hardware ($8 \times H100$), and training steps. Fine-tuning details are in §3.5. Downstream evaluation uses lm-evaluation-harness with 0-shot.

Guidelines:

- The answer [N/A] means that the paper does not include experiments.
- The experimental setting should be presented in the core of the paper to a level of detail that is necessary to appreciate the results and make sense of them.
- The full details can be provided either with the code, in appendix, or as supplemental material.

7. Experiment statistical significance

Question: Does the paper report error bars suitably and correctly defined or other appropriate information about the statistical significance of the experiments?

Answer: [No]

Justification: Due to computational cost (each run requires $8 \times H100$ GPUs), we report single-run results following standard practice in language model scaling studies. We mitigate this by evaluating across five scales (220M, 533M, 1044M, Qwen3-0.6B, Qwen3-8B) and showing consistent trends.

Guidelines:

- The answer [N/A] means that the paper does not include experiments.
- The authors should answer [Yes] if the results are accompanied by error bars, confidence intervals, or statistical significance tests, at least for the experiments that support the main claims of the paper.
- The factors of variability that the error bars are capturing should be clearly stated (for example, train/test split, initialization, random drawing of some parameter, or overall run with given experimental conditions).
- The method for calculating the error bars should be explained (closed form formula, call to a library function, bootstrap, etc.)
- The assumptions made should be given (e.g., Normally distributed errors).
- It should be clear whether the error bar is the standard deviation or the standard error of the mean.
- It is OK to report 1-sigma error bars, but one should state it. The authors should preferably report a 2-sigma error bar than state that they have a 96% CI, if the hypothesis of Normality of errors is not verified.
- For asymmetric distributions, the authors should be careful not to show in tables or figures symmetric error bars that would yield results that are out of range (e.g., negative error rates).
- If error bars are reported in tables or plots, the authors should explain in the text how they were calculated and reference the corresponding figures or tables in the text.

8. Experiments compute resources

Question: For each experiment, does the paper provide sufficient information on the computer resources (type of compute workers, memory, time of execution) needed to reproduce the experiments?

Answer: [Yes]

Justification: §3 reports hardware ($8 \times H100$ 80GB), precision (BF16), throughput (Tok/s), and peak GPU memory for all configurations in Table 1. Fine-tuning uses $4 \times H100$.

Guidelines:

- The answer [N/A] means that the paper does not include experiments.
- The paper should indicate the type of compute workers CPU or GPU, internal cluster, or cloud provider, including relevant memory and storage.
- The paper should provide the amount of compute required for each of the individual experimental runs as well as estimate the total compute.
- The paper should disclose whether the full research project required more compute than the experiments reported in the paper (e.g., preliminary or failed experiments that didn't make it into the paper).

9. Code of ethics

Question: Does the research conducted in the paper conform, in every respect, with the NeurIPS Code of Ethics [https://neurips.cc/public/EthicsGuidelines?](https://neurips.cc/public/EthicsGuidelines)

Answer: [Yes]

Justification: This work studies architectural modifications to transformers and does not raise ethical concerns beyond those common to language model research.

Guidelines:

- The answer [N/A] means that the authors have not reviewed the NeurIPS Code of Ethics.
- If the authors answer [No], they should explain the special circumstances that require a deviation from the Code of Ethics.

- The authors should make sure to preserve anonymity (e.g., if there is a special consideration due to laws or regulations in their jurisdiction).

10. Broader impacts

Question: Does the paper discuss both potential positive societal impacts and negative societal impacts of the work performed?

Answer: [N/A]

Justification: This is foundational architecture research on residual connection design. It does not introduce new capabilities or applications beyond what existing transformers already provide, and there is no direct path to specific negative applications.

Guidelines:

- The answer [N/A] means that there is no societal impact of the work performed.
- If the authors answer [N/A] or [No], they should explain why their work has no societal impact or why the paper does not address societal impact.
- Examples of negative societal impacts include potential malicious or unintended uses (e.g., disinformation, generating fake profiles, surveillance), fairness considerations (e.g., deployment of technologies that could make decisions that unfairly impact specific groups), privacy considerations, and security considerations.
- The conference expects that many papers will be foundational research and not tied to particular applications, let alone deployments. However, if there is a direct path to any negative applications, the authors should point it out. For example, it is legitimate to point out that an improvement in the quality of generative models could be used to generate Deepfakes for disinformation. On the other hand, it is not needed to point out that a generic algorithm for optimizing neural networks could enable people to train models that generate Deepfakes faster.
- The authors should consider possible harms that could arise when the technology is being used as intended and functioning correctly, harms that could arise when the technology is being used as intended but gives incorrect results, and harms following from (intentional or unintentional) misuse of the technology.
- If there are negative societal impacts, the authors could also discuss possible mitigation strategies (e.g., gated release of models, providing defenses in addition to attacks, mechanisms for monitoring misuse, mechanisms to monitor how a system learns from feedback over time, improving the efficiency and accessibility of ML).

11. Safeguards

Question: Does the paper describe safeguards that have been put in place for responsible release of data or models that have a high risk for misuse (e.g., pre-trained language models, image generators, or scraped datasets)?

Answer: [N/A]

Justification: The models trained in this work are small-scale (up to 1B parameters) and trained on publicly available data. They do not pose risks beyond those of existing publicly available language models.

Guidelines:

- The answer [N/A] means that the paper poses no such risks.
- Released models that have a high risk for misuse or dual-use should be released with necessary safeguards to allow for controlled use of the model, for example by requiring that users adhere to usage guidelines or restrictions to access the model or implementing safety filters.
- Datasets that have been scraped from the Internet could pose safety risks. The authors should describe how they avoided releasing unsafe images.
- We recognize that providing effective safeguards is challenging, and many papers do not require this, but we encourage authors to take this into account and make a best faith effort.

12. Licenses for existing assets

Question: Are the creators or original owners of assets (e.g., code, data, models), used in the paper, properly credited and are the license and terms of use explicitly mentioned and properly respected?

Answer: [Yes]

Justification: We cite FineWeb-Edu, Qwen3, lm-evaluation-harness, and all benchmark datasets used. FineWeb-Edu is released under Apache 2.0; Qwen3 models are publicly available.

Guidelines:

- The answer [N/A] means that the paper does not use existing assets.
- The authors should cite the original paper that produced the code package or dataset.
- The authors should state which version of the asset is used and, if possible, include a URL.
- The name of the license (e.g., CC-BY 4.0) should be included for each asset.
- For scraped data from a particular source (e.g., website), the copyright and terms of service of that source should be provided.
- If assets are released, the license, copyright information, and terms of use in the package should be provided. For popular datasets, `paperswithcode.com/datasets` has curated licenses for some datasets. Their licensing guide can help determine the license of a dataset.
- For existing datasets that are re-packaged, both the original license and the license of the derived asset (if it has changed) should be provided.
- If this information is not available online, the authors are encouraged to reach out to the asset's creators.

13. New assets

Question: Are new assets introduced in the paper well documented and is the documentation provided alongside the assets?

Answer: [Yes]

Justification: We provide complete pseudocode (Figure 3) and will release code and model checkpoints under an open-source license upon publication.

Guidelines:

- The answer [N/A] means that the paper does not release new assets.
- Researchers should communicate the details of the dataset/code/model as part of their submissions via structured templates. This includes details about training, license, limitations, etc.
- The paper should discuss whether and how consent was obtained from people whose asset is used.
- At submission time, remember to anonymize your assets (if applicable). You can either create an anonymized URL or include an anonymized zip file.

14. Crowdsourcing and research with human subjects

Question: For crowdsourcing experiments and research with human subjects, does the paper include the full text of instructions given to participants and screenshots, if applicable, as well as details about compensation (if any)?

Answer: [N/A]

Justification: This work does not involve crowdsourcing or human subjects.

Guidelines:

- The answer [N/A] means that the paper does not involve crowdsourcing nor research with human subjects.
- Including this information in the supplemental material is fine, but if the main contribution of the paper involves human subjects, then as much detail as possible should be included in the main paper.

- According to the NeurIPS Code of Ethics, workers involved in data collection, curation, or other labor should be paid at least the minimum wage in the country of the data collector.

15. Institutional review board (IRB) approvals or equivalent for research with human subjects

Question: Does the paper describe potential risks incurred by study participants, whether such risks were disclosed to the subjects, and whether Institutional Review Board (IRB) approvals (or an equivalent approval/review based on the requirements of your country or institution) were obtained?

Answer: [N/A]

Justification: This work does not involve human subjects research.

Guidelines:

- The answer [N/A] means that the paper does not involve crowdsourcing nor research with human subjects.
- Depending on the country in which research is conducted, IRB approval (or equivalent) may be required for any human subjects research. If you obtained IRB approval, you should clearly state this in the paper.
- We recognize that the procedures for this may vary significantly between institutions and locations, and we expect authors to adhere to the NeurIPS Code of Ethics and the guidelines for their institution.
- For initial submissions, do not include any information that would break anonymity (if applicable), such as the institution conducting the review.

16. Declaration of LLM usage

Question: Does the paper describe the usage of LLMs if it is an important, original, or non-standard component of the core methods in this research? Note that if the LLM is used only for writing, editing, or formatting purposes and does *not* impact the core methodology, scientific rigor, or originality of the research, declaration is not required.

Answer: [N/A]

Justification: LLMs were not used as a component of the core methodology. The research focuses on architectural modifications to transformer residual connections.

Guidelines:

- The answer [N/A] means that the core method development in this research does not involve LLMs as any important, original, or non-standard components.
- Please refer to our LLM policy in the NeurIPS handbook for what should or should not be described.