

Code-Guided Reasoning for Small Language Models: Evaluating Executable MCQA Scaffolds

Prateek Biswas^{1*} Dhaval Patel¹ Vedant Khandelwal² Shuxin Lin¹ Amit Sheth²
¹IBM ²Artificial Intelligence Institute at University of South Carolina

Abstract

Multiple-choice QA benchmarks usually evaluate small language models (SLMs) as direct answerers, but deployed language-model systems increasingly rely on external scaffolds such as tools, code, and repeated model calls. We introduce Code-Guided Reasoning (CGR), an evaluation protocol and generated-program resource for measuring when executable reasoning scaffolds improve SLM performance on MCQA tasks. CGR standardizes six components: a normalized item interface, a direct solver prompt, a generator prompt, a Python scaffold, solver-call and extraction helpers, and a three-channel result record. On 20,498 retained result rows from a locally prepared MCQA bundle and six metadata-registered solver models, the observed non-zero-baseline partition shows 66.21% macro assisted accuracy versus 38.11% direct accuracy, a +28.10 percentage-point difference with a pair-bootstrap interval of [20.32, 36.43]. Under a stricter $A_b > 30\%$ direct-signal gate, the macro difference is +14.11 points. These estimates are descriptive. Assisted inference uses a larger solver-call budget, answer extraction is brittle, Time-MQA contains the observed regressions, and some generated programs violate the no-hard-coding instruction. CGR provides the trace package needed to interpret these results, including direct, assisted, and generator-side answers, partition definitions, generated programs, response metadata, and audits.

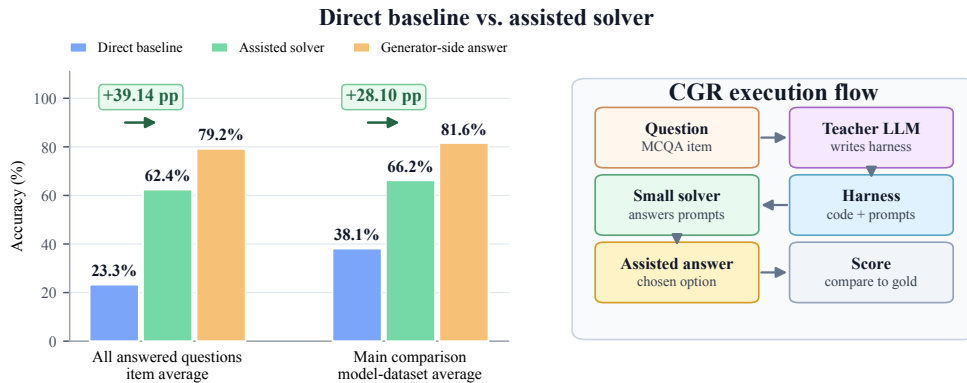


Figure 1: Takeaway: CGR reports higher assisted accuracy than direct answering under the retained protocol. Left: every answered question (+39.14 pp). Right: the main comparison, averaging each dataset–solver pair once after excluding zero-direct-correct pairs (+28.10 pp). The flow panel shows the generated scaffold calling the small solver and scoring the chosen answer.

*Corresponding author prateek.biswas@ibm.com

1 Introduction

Small language models are often used for reasons that do not appear in a benchmark table. They can be cheaper to run, easier to host locally, and more practical when data or latency constraints rule out a large remote model. These systems rarely use a bare answer prompt alone. A controller may break the question into parts, call the model several times, run small computations, and then choose an option. Direct MCQA accuracy remains useful, but it does not measure this scaffolded condition.

CGR studies this interface shift. In a direct prompt, the solver emits one option letter. In CGR, a generated Python scaffold sits between the item and the solver. The scaffold can store variables, branch, call the solver helper, extract letters, and use a tiebreaker. Code-action work motivates this distinction because executable code provides control flow and inspectable state rather than a fixed text or JSON action [1]. The evaluation question is concrete: does the same small solver behave differently when moved into this executable action space, and can the difference be audited?

The motivation is not that code alone makes a model reliable. It is that current LLMs can act as code generators and as domain-language reasoners, and many deployed workflows already combine those roles. Doctor-oriented medical-LLM work makes a related assistive distinction: the useful target is often collaboration with domain experts rather than replacing them [2]. CGR turns that assistive premise into a narrower MCQA measurement condition: a generator writes item-specific Python that encodes domain decomposition and solver calls, while the target solver remains the model being evaluated. The resulting question is how a solver behaves when it is asked to answer through a generated domain scaffold rather than through a single natural-language option prompt.

Prior prompting and program-aided methods show that measured reasoning accuracy depends on the inference procedure [3–6]. Tool-use and interactive-code benchmarks add a second constraint: external calls, execution rules, and failure modes must be part of the evaluation record [7, 8]. CGR applies that constraint to MCQA scaffolds. It does not build a reusable template memory or train a new model. It measures generated executable scaffold’s as artifacts and keeps their traces visible.

For each MCQA item, a generator writes a Python function with a fixed return contract. The same target solver also answers the item directly. CGR stores the direct solver answer, the assisted solver answer produced through the generated scaffold, and the generator-side answer selected inside the scaffold. These three channels are scored separately. That separation matters because a high assisted score can come from useful decomposition, answer-format repair, extra calls, or generator-side knowledge.

The main validity choice is the non-zero-baseline partition. If a solver has no correct direct answers on a dataset, a large assisted score is hard to interpret. It may show scaffolding leverage, but it may also expose prompt-format failure or option-extraction mismatch. We therefore make the primary comparison over dataset–model pairs with at least one correct direct answer. Zero-baseline rows are reported as diagnostics, not as deployment evidence.

This paper makes three contributions:

- We study executable MCQA scaffolding as an evaluation setting: the same target solver is observed under a direct option-selection prompt and inside a generated Python scaffold, with direct, assisted, and generator-side answers scored separately.
- We add the CGR trace package for a locally normalized MCQA bundle, recording 20,498 retained result rows across nine dataset configurations, six solver labels, generated programs, answer channels, response metadata, and source-provenance fields.
- We report a quantitative scaffolded-evaluation result: the observed non-zero-baseline partition improves from 38.11% direct macro accuracy to 66.21% assisted macro accuracy, while audits expose the larger call budget, extraction failures, answer-channel non-nesting, literal-answer patterns, and Time-MQA regressions that bound the claim.

2 Background and Related Work

CGR sits between prompting, program-aided reasoning, and tool-use evaluation. Chain-of-thought prompting changes the reasoning trace requested from the model, while self-consistency changes

the decoding/selection procedure [3, 4]. These methods imply a simple evaluation principle: the inference procedure belongs in the system description.

Program-aided methods make that distinction more concrete. Program of Thoughts and PAL use generated code to offload computation to an interpreter [5, 6]. CodeAct frames executable code as an action format with control flow and inspectable state [1]. CGR also uses executable code, but the code is a generated controller that can query a separate solver model, aggregate answers, and return both solver-side and generator-side judgments. This two-model structure makes it possible to compare a target SLM’s direct answer with the same SLM inside a generated scaffold.

Reasoning-scaffold methods that store, retrieve, or scale thought templates show another way inference-time structure can change model behavior [9, 10]. CGR does not maintain a template memory, train a navigator, or optimize template trajectories; it evaluates freshly generated executable scaffolds as an auditable MCQA condition.

Tool-use and interactive-code benchmarks emphasize that observed language-model performance depends on external operations, tool APIs, and execution assumptions [7, 8]. CGR inherits those concerns. A high assisted score may reflect useful decomposition, but it may also reflect a fragile answer extractor, extra inference budget, or generated code that leaks the answer. The evaluation therefore must report the scaffold contract and its violations, not just aggregate accuracy.

Benchmark papers also show why provenance has to be explicit: dataset origins, construction and conversion choices, option formats, and failure modes determine how readers interpret scores [11–13]. Recent frontier reasoning benchmarks such as Humanity’s Last Exam adopt a related design pattern, emphasizing hard, closed-ended, auditable tasks with clear scoring rules [14]. CGR asks an orthogonal evaluation question: for a fixed dataset–solver pair, how does the same solver behave when moved from a direct prompt into an inspectable executable scaffold?

Several evaluation resources isolate a construct that aggregate benchmarks miss and report the failures that delimit its interpretation. APPS uses executable tests for code generation [15]; InterCode adds interactive execution feedback [8]; DataComp fixes model and training choices to study dataset design [16]; and DecodingTrust treats trustworthiness as an audit suite rather than a single score [17]. CGR similarly contributes a measurement setting for executable assistance, not a new solver model.

CGR is therefore an evaluation protocol rather than a model architecture claim. It asks whether a given solver, on a given dataset, changes behavior when embedded in generated executable scaffolds. The answer depends on dataset domain, solver model, prompt format, extraction rules, and generated-program quality. Outputs, generated code, dataset provenance, and partition definitions are part of the reported evidence.

3 Datasets

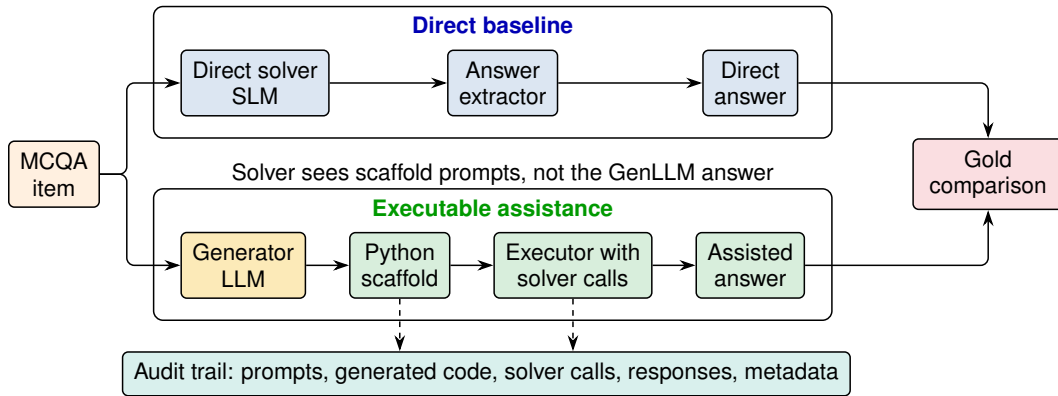
The retained experiments use a locally prepared normalized MCQA bundle. Each source item has a common item id, question text, option list, option ids, and correctness flags. We treat the local records, source benchmark papers or official pages, generated programs, and retained execution traces as evidence. CureBenchPhase2QA appears in experiment metadata, but no retained solver results from that configuration enter the final analysis.

Table 1 reports the evaluated configurations. It separates source item counts from retained registered result rows because solver coverage differs across datasets and models. The provenance column records whether each configuration is tied to a source paper, official page, or author-prepared local subset.

The datasets cover different reasoning regimes. MMLU-Pro is a harder, reasoning-focused variant of MMLU with expanded answer choices and expert review [11]. OpenBookQA tests application of elementary science facts plus common knowledge [12]. SuperGPQA targets graduate-level knowledge across many disciplines [22]. Time-MQA frames time series analysis as natural-language question answering over temporal data [13]. MedQA consists of medical board-style questions [20], while PhysicsQA is the physics dataset used in a refinement-agent study [21]. The AIME configuration wraps 30 contest problems from 2025 AIME I and II; the source pages state that the problems are copyrighted by the Mathematical Association of America, so we do not reproduce problem text here [18, 19].

Table 1: Evaluated local MCQA configurations and provenance evidence. Source items are local configuration sizes from metadata; retained rows are registered solver-result rows.

ID	Local config	Year	Source items	Retained rows	Provenance source
aime	aime2025QA	2025	30	173	AIME I/II official pages [18, 19]
medQA	medQA	2021	500	2,957	MedQA paper [20]
phyQA	physicsQA	2024	45	270	PhysicsQA/MoRA paper [21]
MMLUPro	MMLUPro500	2024	500	2,943	MMLU-Pro paper [11]
SGPQA	SuperGPQA	2025	500	2,955	SuperGPQA paper [22]
TMQA	TimeMQA	2025	500	2,952	Time-MQA paper [13]
CBQA	CorrectBenchQA	2026	494	2,259	CorrectBench Paper [23]
OBQA	OpenBookQA	2018	500	2,991	OpenBookQA paper [12]
FSIQ_RL	FailureSensorIQ	2025	500	2,998	FailureSensorIQ paper [24]



OpenBookQA fog item

Question. “There is most likely going to be fog around:” A a marsh, B a tundra, C the plains, D a desert. Gold is A.

Scaffold action. The generated program defines fog as near-ground air cooling to the dew point, then compares moisture availability, cooling mechanism, wind speed, and dew-point spread across the options.

Run row. Granite 4H Small emitted direct answer E, outside the listed options. The assisted path used analysis and verification prompts, with a tiebreaker if extracted answers disagree. Assisted answer A; generator-side answer A; difficulty 3.

Figure 2: CGR evaluation flow with a concrete retained-row example. The same MCQA item is scored through a direct solver baseline and through an executable-assistance path. The executor returns the assisted answer, while the generator-side answer and generator-estimated difficulty are stored as separate diagnostic channels; solver calls do not receive the generator-side answer.

FailureSensorIQ requires separate scope because the benchmark targets Industry 4.0 reasoning over failure modes, sensor data, and relationships across industrial assets [24]. We label FSIQ_RL as industrial sensor analytics and root-cause reasoning. The domain is hallucination-sensitive because a generated program or solver can produce plausible but unsupported links between a symptom, a sensor, and a failure mode. CGR results on this dataset evaluate scaffolded MCQA behavior; they do not establish safety for operational diagnosis without expert validation.

CGR does not claim a new public source-question corpus. The object of study is the measurement package around those questions: direct and assisted outputs, generator prompts, generated Python scaffold’s, answer extraction, response metadata, and partition definitions. The source datasets define the task content; CGR defines the executable-assistance measurement setting.

4 Methodology

Figure 2 summarizes the CGR protocol. The direct path asks the target solver for one option letter. The assisted path asks a generator to write an item-specific Python scaffold whose fixed return contract is `(solverLLM_answer, genLLM_answer, genLLM_difficulty)`. The first value is selected after solver calls, the second is the generator-side option stored by the scaffold, and the third is generator-estimated difficulty. Solver calls inside the program receive scaffold prompts, not the generator-side answer field. A retained OpenBookQA scaffold, for example, asks the solver for an analysis answer and a verification answer, extracts both option letters, and invokes a tiebreaker only when they disagree; Appendix C gives the code excerpt.

Each evaluation unit has the form (q, d, m, g) , where q is the question, d is the dataset configuration, m is the target solver, and g is the generator label. Let $p_{q,g} = G_g(q, d)$ be the generated program, let S_m denote the solver API, and let y_q^* be the gold option. The direct path observes $y_b = S_m(q)$, while the assisted path executes

$$(y_a, y_g, \hat{h}) = p_{q,g}(q, d, S_m),$$

where y_a is the scaffold-selected solver answer, y_g is the generator-side selected answer, and \hat{h} is the generator-estimated difficulty. Correctness is evaluated after selection as $z_c(q, m, g) = \mathbf{1}\{y_c = y_q^*\}$ for $c \in \{b, a, g\}$. The direct, assisted, and generator-side channels are therefore reported separately.

The generated programs are synthetic scaffolds, not assumed-correct explanations. The executor supplies two helper interfaces: `llm_model(prompt, exp_config)`, which stores response text and metadata, and `extract_answer(response)`, which returns the first standalone capital letter A through Z or X. Programs may branch, compute intermediate quantities, query the solver multiple times, and select an answer from agreement, verification, or tiebreaking logic. A program becomes evidence only when paired with execution outputs and audits of interface compliance, literal-answer patterns, extraction failures, and response metadata.

The retained logs are the source for call-count and metadata claims. The response audit finds direct-call metadata for 20,490 of 20,498 rows and assisted-call metadata for 20,492 rows, but no joined generator code-generation metadata. Generator execution is therefore evidenced by saved generated programs and result records. Direct calls have mean/median/95th-percentile/max counts of 1.01/1/1/3, while assisted calls have 7.18/6/15/90. The prompt asks for at most ten solver calls, but the runtime does not enforce that inside Python; notebook-level reattempts can also rerun invalid outputs up to `solverLLM_reattempt_max_ct=3`. The no-hard-coding rule and ten-call limit are therefore prompt instructions rather than runtime guarantees, so the analysis treats violations as audit findings. A positive assisted-vs-direct difference on a non-zero-baseline pair suggests that executable assistance changed a solver with some direct task signal; zero-baseline gains and assisted regressions are diagnostic boundary cases rather than deployment evidence.

5 Experimental Setup

The analysis filters outputs to solver names listed in the solver metadata and summarizes accuracy by dataset–solver pair. This retrospective metadata-registered filter excludes unrelated pilot labels, including unregistered CBQA outputs. Coverage is uneven, so aggregate rows summarize evaluated solver coverage rather than balanced benchmark averages.

Models. Table 2 lists the six retained solver names. The roster combines four earlier local solvers with Gemma 4 E2B and Nemotron-3-Nano-4B; public Artificial Analysis pages document those newer roster entries, not CGR accuracy [25, 26]. Provider-specific model ids remain in local metadata and logs.

The solver roster is not a balanced architecture sweep or parameter-size study. Notebooks request deterministic calls, with a 2000-token solver cap and an 8192-token generator cap. Main-run configuration JSONL files were not retained, so these settings are supported by notebook/code evidence and response metadata rather than by a complete immutable run manifest. Appendix D gives the longer provenance and runtime details.

Metrics and partitions. For each evaluated item, we compare `solverLLM_baseline_ans`, `solverLLM_assisted_ans`, and `genLLM_ans` with `correct_ans`. A dataset–solver pair belongs

Table 2: Metadata-registered solver roster used in the final analysis. Model names are shown without provider id strings.

Solver name	Local run group	Roster role
Gemma 4 E2B	Newer retained solver	Compact recent model for local-run coverage
Nemotron-3-Nano-4B	Newer retained solver	Compact recent model for local-run coverage
Granite 4H Small	Earlier retained solver	Earlier scaffolded-run solver
Granite 8B Code	Earlier retained solver	Earlier code-oriented solver
Llama 3.2 11B	Earlier retained solver	Earlier vision-text solver on text MCQA
Mistral Small 3.1 24B	Earlier retained solver	Earlier instruction-tuned solver

to the primary observed non-zero-baseline partition if the solver has at least one correct direct baseline answer; otherwise it belongs to the zero-baseline diagnostic partition. We report micro accuracy over evaluated items for the all-row summary, but macro accuracy over dataset–solver pairs for the partitioned claims so that larger datasets do not dominate the primary result. Let $A_b(d, m)$ and $A_a(d, m)$ denote direct and assisted accuracy; thresholded checks use $\mathcal{C}_\tau = \{(d, m) : A_b(d, m) > \tau\}$ and average $A_a(d, m) - A_b(d, m)$ over retained pairs. The stricter $A_b > 30\%$ gate checks whether gains persist when direct answering already has a meaningful signal. Generator-gap closure is $\rho = (\mathcal{M}(A_a) - \mathcal{M}(A_b)) / (\mathcal{M}(A_g) - \mathcal{M}(A_b))$ for the stated aggregation \mathcal{M} , and is reported only as a descriptive diagnostic because the generator-side answer comes from the generated-program.

We compute uncertainty for partition-level macro quantities with a percentile bootstrap over dataset–solver pairs. The intervals do not capture repeated-generation or repeated-rerun variation because the evaluation provides one retained result per item. Appendix D gives the formal partition notation.

Audits reported with the evaluation. CGR accuracy is only interpretable alongside artifact checks. We therefore report response-metadata coverage, assisted/direct call imbalance, answer-extraction failures, generated-code literal-answer scans, and threshold sensitivity with the headline results. These checks document the assumptions under which the retained scores can be read; they do not make the artifact safe or causal. The reusable artifact is the trace package around existing MCQA datasets, not a new source-question corpus; Appendix B gives the retained fields, redistribution constraints, and non-use cases.

6 Results

6.1 The Three Accuracy Notions Must Be Kept Separate

Table 3 separates the direct solver baseline, assisted solver answer, and generator-side answer. Across all evaluated items, micro direct accuracy is 23.27%, assisted accuracy is 62.41%, and generator-side accuracy is 79.19%. The primary result is descriptive, not a matched-budget causal estimate: in the observed non-zero-baseline macro partition, assisted accuracy is 66.21% versus 38.11% for direct answering, closing 64.7% of the generator gap and gaining 28.10 percentage points. The direct baseline is a reference condition, not a cost-matched competitor, because the assisted path can make multiple solver calls and retry invalid extractions. Appendix E gives the moved visual summaries.

The table is not a single ranking. The all-item micro row answers a workload question, the primary observed macro row measures scaffolded behavior where direct answering is not completely broken, and the zero-baseline row isolates cases where generated programs produce correct assisted outputs despite no direct successes. Mixing these rows into one headline would hide the validity problem that CGR is meant to expose.

The observed non-zero-baseline improvement has a pair-bootstrap interval of [20.32, 36.43] percentage points. Table 4 reports validity checks that accompany the headline number, including stricter baseline thresholds, uncertainty, budget imbalance, extraction failures, and generated-code contract violations. We treat $A_b > 0$ as the broad retained-run partition and $A_b > 30\%$ as the stronger direct-signal check. The retained results support a bounded claim: CGR is associated with higher assisted accuracy under both gates, but the gain is not monotone across all datasets and solvers. Dataset-cluster and solver-cluster resampling remain positive but widen the uncertainty range because solver identity and dataset domain both affect the direct baseline.

Table 3: Result summary. “All” is micro-averaged over evaluated items. The two partitions are macro-averaged over dataset–solver pairs; small \pm entries report standard deviations across those pairs. Generator-side accuracy is diagnostic because it comes from the generated-program workflow.

Slice	Estimator	Direct	Assisted	Gen-side	Difference
All evaluated items	Micro	23.27%	62.41%	79.19%	+39.14 pp
Observed non-zero baseline	Pair macro	38.11% \pm 28.48	66.21% \pm 20.14	81.58% \pm 14.47	+28.10 pp \pm 24.04
Zero baseline	Pair macro	0.00% \pm 0.00	62.19% \pm 16.12	82.30% \pm 12.13	+62.19 pp \pm 16.12

Table 4: Validity checks for the retained result.

Check	Result and interpretation
Primary partition	$A_b > 0\%$: $\Delta_0 = +28.10$ pp
Stricter baseline gate	$A_b > 30\%$: $\Delta_{30} = +14.11$ pp
Uncertainty	Pair bootstrap CI [20.32, 36.43] pp; dataset-cluster CI [18.41, 38.57] pp
Directionality	Most pairs improve; all regressions are Time-MQA pairs
Inference budget	Assisted inference uses about seven times the direct solver-token budget
Extraction	Assisted X rate 15.67% overall and 14.44% in the primary partition
Generated-code audit	Literal answer patterns appear; removing mapped rows leaves +28.11 pp

The answer channels are not nested subsets of one another. Table 5 gives a same-row overlap diagnostic, not a repeated-run consistency score. In the primary partition, 180 rows have a correct assisted answer while the generator-side answer is wrong, and 2,217 rows have the reverse pattern. The generator-side answer is therefore useful as a calibration channel but should not be collapsed into assisted-solver accuracy.

The stricter-threshold result is important for interpretation. The $A_b > 30\%$ sensitivity keeps only pairs where the solver already answers a meaningful fraction of questions directly; the remaining positive gain suggests that the observed effect is not solely a prompt-failure rescue. The smaller effect also shows why the headline should not be summarized as a universal 28-point improvement. The primary comparison does not isolate executable structure from extra inference: matched-budget direct self-consistency, chain-of-thought direct prompting, a repeated-call no-code controller, and a generator-only direct-answer baseline are outside the current experiment set. Appendix F gives the longer reading of the moved figures.

6.2 Where Assistance Helps

The largest broad-partition gains occur when direct baseline accuracy is low but nonzero, especially on MedQA, AIME, MMLU-Pro, and SuperGPQA. On MedQA, Llama 3.2 11B rises from 1.20% to 84.57%, Mistral Small 3.1 24B from 3.38% to 78.22%, and Granite 4H Small from 1.23% to 52.46%. AIME also shows large gains for Mistral Small 3.1 24B and Granite 8B Code, and Granite 8B Code improves by 47.78 points on SuperGPQA and 45.78 points on MMLU-Pro. Assistance also improves several already-capable pairs, including Gemma 4 E2B on MedQA (52.91% to 91.58%) and Nemotron-3-Nano-4B on MMLU-Pro (64.13% to 86.77%). Zero-baseline improvements, such as PhysicsQA with Mistral Small 3.1 24B at 75.56% assisted accuracy, are kept separate because they may reflect prompt-format rescue, extraction behavior, or generator/controller strength rather than direct solver competence. Appendix F gives the moved improvement matrix and the detailed pair-level examples.

These gains suggest that the generated program is sometimes doing more than rescuing a malformed answer format. The present analysis does not label every generated strategy, so the supported claim is narrower: CGR records an inspectable scaffold, call trace, and answer-channel record for later strategy-level audits.

6.3 Negative Cases: Time-MQA

Time-MQA is the clearest boundary condition, as shown in Table 7. The same dataset contains both large gains and regressions. Low-baseline solvers benefit: Llama 3.2 11B rises from 1.42% to

Table 5: Same-row answer-channel overlap. A/G means assisted-solver answer and generator answer.

Slice	Records	A/G answer agree	A correct/G wrong	G correct/A wrong
All evaluated items	20,498	15,477 (75.50%)	249 (1.21%)	3,688 (17.99%)
Observed non-zero baseline	13,256	10,183 (76.82%)	180 (1.36%)	2,217 (16.72%)
Zero baseline	7,242	5,294 (73.10%)	69 (0.95%)	1,471 (20.31%)

Table 6: Audit outcomes for the retained registered-result artifact. Counts come from response logs, generated-code scans, and answer-extraction audits.

Audit	Observed outcome
Response metadata join	20,498 / 20,498 rows have some metadata; direct 20,490, assisted 20,492
Generator-call metadata	0 / 20,498 registered rows have joined generator code-generation metadata
Solver-call count	Direct mean/median/p95/max: 1.01/1/1/3; assisted: 7.23/6/15/90
Token budget	Assisted solver tokens total 148.12M vs. 20.12M direct, a 7.36× ratio
Extraction failures	Assisted X: 3,212 / 20,498 rows; direct X: 91 / 20,498 rows
Error logs	2,523 rows across 15 files; largest categories are call-limit, key, and value errors
Literal-answer regex	43 / 3,569 generated Python files; mapped to 251 registered result records
Prompt call limit	Prompt asks for at most ten calls; runtime logs include assisted rows above that level

56.68%, Mistral Small 3.1 24B rises from 8.23% to 49.40%, and Granite 4H Small rises from 3.58% to 21.89%. Three more capable direct solvers regress under assistance.

Table 7: Time-MQA contains all primary-partition regressions. The generator-side answer is near 60–62% across the evaluated solvers, while assisted solver behavior depends strongly on the solver.

Solver	Direct	Assisted	Gen-side
Low direct baseline; assistance helps			
Llama 3.2 11B	1.42%	56.68%	61.54%
Mistral Small 3.1 24B	8.23%	49.40%	60.64%
Granite 4H Small	3.58%	21.89%	59.37%
Stronger direct baseline; assistance regresses			
Granite 8B Code	31.70%	29.24%	59.51%
Gemma 4 E2B	61.65%	56.22%	61.45%
Nemotron-3-Nano-4B	62.25%	61.04%	62.05%

This pattern suggests a plausible but unproven mechanism: when a solver already handles a time-series QA item directly, decomposing the question into generated subprompts can add inconsistency or distract from the most relevant temporal signal. The current results support the regression observation, not a causal explanation. We therefore treat Time-MQA as a boundary condition for future controlled ablations.

6.4 Zero-Baseline Cases Are Diagnostic

The zero-baseline partition reaches 62.19% macro assisted accuracy. Several zero-baseline pairs have high assisted scores, including OBQA with Llama 3.2 11B at 88.80%, OBQA with Mistral Small 3.1 24B at 87.00%, MMLU-Pro with Llama 3.2 11B at 79.03%, AIME with Llama 3.2 11B at 76.67%, and PhysicsQA with Mistral Small 3.1 24B at 75.56%. These results show that generated programs can sometimes overcome direct-answer failures, but they are not primary evidence of solver deployability. As diagnostics, these cases are useful because they are ambiguous. Reporting them as a separate partition identifies where controlled ablations should focus. A separate Humanity’s Last Exam pilot is reported in Appendix G; it remains outside the primary multi-solver claim.

6.5 Dataset Patterns

Generator-estimated difficulty provides another internal diagnostic. Direct baseline accuracy falls from 38.69% at difficulty 1 to 12.84% at difficulty 9, while assisted accuracy remains near or above

50% at every difficulty value. Figure 9 annotates the curve with reference rows from the local example workbook, including OBQA, PhysicsQA, and HLE-style items. Because difficulty is assigned by the generator rather than by source-dataset experts, we treat it as a scaffold-internal signal rather than a calibrated item-difficulty scale.

7 Limitations

The current evaluation is an audit of retained experiments, not a controlled causal study with repeated stochastic trials. The positive numbers therefore describe scaffolded-system behavior under the retained protocol, not an equal-budget improvement in the underlying solver.

The missing controls are specific. A matched-budget direct self-consistency baseline would test whether repeated solver calls alone explain the assisted gains. A chain-of-thought direct prompt would test whether natural-language deliberation recovers the same signal without executable state. A repeated-call no-code controller would separate multi-prompt aggregation from Python control flow, and a generator-only direct-answer baseline would measure how much of the scaffolded result is already present in the generator channel. These controls are outside the retained runs, so the paper reports CGR as an observed evaluation condition rather than as an isolated mechanism.

Claims Not Supported by This Artifact

The retained evidence does not support claims that CGR is equal-cost, universally beneficial, clinically or operationally safe, or causally isolated from generator knowledge and extra solver calls. It also does not show that the no-hard-coding instruction is enforced by runtime validation.

Three issues bound the interpretation: the assisted condition uses more solver calls, answer extraction quality, and generated-code validity is audited not enforced. Appendix M gives the longer discussion.

8 Conclusion

CGR is an evaluation protocol for a system question that direct MCQA scores do not answer: what happens when the same small solver moves from direct option selection into an executable scaffold that can deliberate, call the solver repeatedly, and select a final answer? In the retained metadata-registered results, the answer depends on the partition and dataset. The primary observed non-zero-baseline partition shows 66.21% assisted versus 38.11% direct macro accuracy, and the stricter $A_b > 30\%$ gate shows a +14.11-point gain.

The main use of CGR is not the assisted score by itself. It is the paired record that lets a reader ask which channel answered correctly, how much direct signal existed for that solver–dataset pair, whether the generated program made many solver calls, whether extraction failed, and whether the generated code followed the intended contract. That record changes how scaffolded MCQA results should be read. A high assisted score with a zero direct baseline is a prompt/scaffold diagnostic. A positive score under the $A_b > 30\%$ gate is stronger evidence that assistance changed a solver with direct task signal. A Time-MQA regression is evidence that generated decomposition can also disrupt an already capable direct solver.

The same evidence defines the boundary of the claim. Assistance is not equal-budget, answer extraction is brittle, Time-MQA contains regressions, and generated programs sometimes violate the no-hard-coding instruction. CGR’s evaluation value is the measurement frame: direct, assisted, and generator-side answers; non-zero and zero-baseline partitions; response and code audits; and negative cases in the reported result.

The next version of the protocol should turn the audit findings into enforced checks. That means option-set-aware extraction, runtime call limits, sandboxed execution, generated-code validators, repeated generated-program sampling, and matched-budget direct baselines. Those additions would move CGR from a retrospective trace audit toward a controlled benchmark for executable assistance. The current artifact is the first step: it makes the scaffolded condition measurable and exposes enough trace evidence to decide which controls are needed next.

References

- [1] Xingyao Wang, Yangyi Chen, Lifan Yuan, Yizhe Zhang, Yunzhu Li, Hao Peng, and Heng Ji. Executable code actions elicit better LLM agents. In *Proceedings of the 41st International Conference on Machine Learning*, volume 235 of *Proceedings of Machine Learning Research*, pages 50208–50232, 2024.
- [2] Wenya Xie, Qingying Xiao, Yu Zheng, Xidong Wang, Junying Chen, Ke Ji, Anningzhe Gao, Xiang Wan, Feng Jiang, and Benyou Wang. LLMs for doctors: Leveraging medical LLMs to assist doctors, not replace them, 2024.
- [3] Jason Wei, Xuezhi Wang, Dale Schuurmans, Maarten Bosma, Brian Ichter, Fei Xia, Ed Chi, Quoc Le, and Denny Zhou. Chain-of-thought prompting elicits reasoning in large language models. In *Advances in Neural Information Processing Systems*, 2022.
- [4] Xuezhi Wang, Jason Wei, Dale Schuurmans, Quoc Le, Ed Chi, Sharan Narang, Aakanksha Chowdhery, and Denny Zhou. Self-consistency improves chain of thought reasoning in language models. In *International Conference on Learning Representations*, 2023.
- [5] Wenhui Chen, Xueguang Ma, Xinyi Wang, and William W. Cohen. Program of thoughts prompting: Disentangling computation from reasoning for numerical reasoning tasks. *Transactions on Machine Learning Research*, 2023.
- [6] Luyu Gao, Aman Madaan, Shuyan Zhou, Uri Alon, Pengfei Liu, Yiming Yang, Jamie Callan, and Graham Neubig. PAL: Program-aided language models. In *Proceedings of the 40th International Conference on Machine Learning*, volume 202 of *Proceedings of Machine Learning Research*, pages 10764–10799, 2023.
- [7] Yuchen Zhuang, Yue Yu, Kuan Wang, Haotian Sun, and Chao Zhang. ToolQA: A dataset for LLM question answering with external tools. In *Advances in Neural Information Processing Systems*, 2023.
- [8] John Yang, Akshara Prabhakar, Karthik Narasimhan, and Shunyu Yao. InterCode: Standardizing and benchmarking interactive coding with execution feedback. In *Advances in Neural Information Processing Systems*, 2023.
- [9] Ling Yang, Zhaochen Yu, Tianjun Zhang, Shiyi Cao, Minkai Xu, Wentao Zhang, Joseph E. Gonzalez, and Bin Cui. Buffer of thoughts: Thought-augmented reasoning with large language models. In *Advances in Neural Information Processing Systems*, 2024.
- [10] Ling Yang, Zhaochen Yu, Bin Cui, and Mengdi Wang. ReasonFlux: Hierarchical LLM reasoning via scaling thought templates, 2025.
- [11] Yubo Wang, Xueguang Ma, Ge Zhang, Yuansheng Ni, Abhranil Chandra, Shiguang Guo, Weiming Ren, Aaran Arulraj, Xuan He, Ziyang Jiang, Tianle Li, Max Ku, Kai Wang, Alex Zhuang, Rongqi Fan, Xiang Yue, and Wenhui Chen. MMLU-Pro: A more robust and challenging multi-task language understanding benchmark. In *Advances in Neural Information Processing Systems*, 2024.
- [12] Todor Mihaylov, Peter Clark, Tushar Khot, and Ashish Sabharwal. Can a suit of armor conduct electricity? a new dataset for open book question answering. In *Proceedings of the 2018 Conference on Empirical Methods in Natural Language Processing*, pages 2381–2391, 2018.
- [13] Yaxuan Kong, Yiyuan Yang, Yoontae Hwang, Wenjie Du, Stefan Zohren, Zhangyang Wang, Ming Jin, and Qingsong Wen. Time-MQA: Time series multi-task question answering with context enhancement. In *Proceedings of the 63rd Annual Meeting of the Association for Computational Linguistics (Volume 1: Long Papers)*, pages 29736–29753, 2025.
- [14] Long Phan, Alice Gatti, Ziwen Han, Nathaniel Li, Josephina Hu, Hugh Zhang, Chen Bo Calvin Zhang, Mohamed Shaaban, John Ling, Sean Shi, et al. Humanity’s last exam, 2025.
- [15] Dan Hendrycks, Steven Basart, Saurav Kadavath, Mantas Mazeika, Akul Arora, Ethan Guo, Collin Burns, Samir Puranik, Horace He, Dawn Song, and Jacob Steinhardt. Measuring coding challenge competence with APPS. In *Advances in Neural Information Processing Systems*, 2021.

- [16] Samir Yitzhak Gadre, Gabriel Ilharco, Alex Fang, Jonathan Hayase, Georgios Smyrnis, Thao Nguyen, Ryan Marten, Mitchell Wortsman, Dhruva Ghosh, Jieyu Zhang, et al. DataComp: In search of the next generation of multimodal datasets. In *Advances in Neural Information Processing Systems*, 2023.
- [17] Boxin Wang, Weixin Chen, Hengzhi Pei, Chulin Xie, Mintong Kang, Chenhui Zhang, Chejian Xu, Zidi Xiong, Ritik Dutta, Rylan Schaeffer, et al. DecodingTrust: A comprehensive assessment of trustworthiness in GPT models. In *Advances in Neural Information Processing Systems*, 2023.
- [18] Art of Problem Solving Wiki. 2025 AIME I. AoPS Wiki page, 2025. Accessed 2026-05-04.
- [19] Art of Problem Solving Wiki. 2025 AIME II. AoPS Wiki page, 2025. Accessed 2026-05-04.
- [20] Di Jin, Eileen Pan, Nassim Oufattole, Wei-Hung Weng, Hanyi Fang, and Peter Szolovits. What disease does this patient have? a large-scale open domain question answering dataset from medical exams. *Applied Sciences*, 11(14):6421, 2021.
- [21] Raj Jaiswal, Dhruv Jain, Harsh Parimal Papat, Avinash Anand, Abhishek Dharmadhikari, Atharva Marathe, and Rajiv Ratn Shah. Improving physics reasoning in large language models using mixture of refinement agents, 2024.
- [22] M-A-P Team, Xinrun Du, Yifan Yao, Kaijing Ma, Bingli Wang, Tianyu Zheng, King Zhu, Minghao Liu, Yiming Liang, Xiaolong Jin, et al. SuperGPQA: Scaling LLM evaluation across 285 graduate disciplines, 2025.
- [23] Guiyao Tie, Zenghui Yuan, Zeli Zhao, Chaoran Hu, Tianhe Gu, Ruihang Zhang, Sizhe Zhang, Junran Wu, Xiaoyue Tu, Ming Jin, Qingsong Wen, Lixing Chen, Pan Zhou, and Lichao Sun. Correctbench: A benchmark of self-correction in llms. In *Proceedings of the NeurIPS 2025 Datasets and Benchmarks Track*, 2025.
- [24] Christodoulos Constantinides, Dhaval C Patel, Shuxin Lin, Claudio Guerrero, SUNIL DA-GAJIRAO PATIL, and Jayant Kalagnanam. FailuresensorIQ: A multi-choice QA dataset for understanding sensor relationships and failure modes. In *The Thirty-ninth Annual Conference on Neural Information Processing Systems Datasets and Benchmarks Track*, 2026.
- [25] Artificial Analysis. Gemma 4 E2B: Intelligence, performance and price analysis. Model analysis page, 2026. Accessed 2026-05-05.
- [26] Artificial Analysis. NVIDIA Nemotron 3 nano 4b: Intelligence, performance and price analysis. Model analysis page, 2026. Accessed 2026-05-05.

A Additional Analyses

The additional analyses below preserve the same claim scope as the primary result. CGR observes the same target solver under a direct option-selection prompt and under a generated Python skill that can express control flow, data flow, repeated calls, intermediate checks, and final selection. The appendix reports empirical behavior, representative scaffold patterns, and limits on interpretation.

We do not reproduce full source questions. Some source items are copyrighted or governed by upstream dataset terms, and full question text is not necessary for the empirical claim. Section N gives one representative evaluated-item pattern from each dataset, covering task type, scaffold action, answer-channel behavior, and interpretation lesson.

B Artifact and Intended Use

The CGR artifact is the trace package around existing MCQA datasets, not a new source-question corpus. Each retained result record stores the dataset configuration, item id, gold option, direct solver answer, assisted solver answer, generator-side answer, solver and generator labels, reattempt count, and generator-estimated difficulty. The supplementary materials are organized around the prompt templates, generated Python programs, response metadata, answer-channel result records, audit tables, and plotting/regeneration scripts.

Redistribution is constrained by upstream datasets. The reusable CGR layer is the scaffold-generation and evaluation trace; source questions should be released only where upstream terms allow it, otherwise by pointer, identifier, or derived trace. AIME is a concrete example: the source pages identify the contest problems as copyrighted, so the paper does not reproduce full items.

The intended use is evaluation research: comparing direct MCQA answering with executable assistance while keeping answer channels, inference budget, and audit failures visible. The artifact is not intended for clinical decision-making, industrial root-cause diagnosis, or safe execution of arbitrary generated Python. A complete public release should add finalized hosting metadata, including Croissant-style responsible-data fields for source provenance, generated traces, intended use, non-use, and license constraints.

C Methodology Details

Figure 3 gives the code-level version of the OpenBookQA row summarized in the main methodology figure. The generated scaffold asks the solver twice, extracts option letters, and uses a tiebreaker when calls disagree. In the retained Granite 4H Small run, the direct answer was E; the assisted and generator-side answers were both A, matching the gold label. The excerpt shows why the generator-side answer must remain a separate diagnostic channel.

```
response1 = llm_model(prompt=analysis_prompt, exp_config=exp_config)
answer1 = extract_answer(response=response1)

response2 = llm_model(prompt=verification_prompt, exp_config=exp_config)
answer2 = extract_answer(response=response2)

if answer1 == answer2:
    solverLLM_answer = answer1
else:
    response3 = llm_model(prompt=tiebreaker_prompt, exp_config=exp_config)
    solverLLM_answer = extract_answer(response=response3)

genLLM_answer = "A"
return (solverLLM_answer, genLLM_answer, genLLM_difficulty)
```

Figure 3: Excerpt from a generated OpenBookQA scaffold. The full artifact keeps the generated Python program and the answer-channel record; source question text is not reproduced here.

The retained logs are the source for call-count and metadata claims. The response audit finds direct-call metadata for 20,490 of 20,498 rows and assisted-call metadata for 20,492 rows, but no joined generator code-generation metadata. Generator execution is therefore evidenced by saved generated programs and result records. The prompt asks for at most ten solver calls, but the runtime does not enforce that inside Python; notebook-level reattempts can also rerun invalid outputs up to `solverLLM_reattempt_max_ct=3`. Direct calls have mean/median/95th-percentile/max counts of 1.01/1/1/3, while assisted calls have 7.18/6/15/90.

The no-hard-coding instruction is a design intent, not an enforcement mechanism. A static audit finds literal `solverLLM_answer = "A"`-style patterns in some generated programs. Some may reflect deterministic computation, but they violate the strictest interpretation of the prompt contract, so we treat them as an audit target rather than a guaranteed property.

D Experimental Setup Details

The solver roster is not a balanced architecture sweep or parameter-size study. Notebooks request solver calls at temperature 0.0 with a 2000-token cap and request the generator label `opus_4-6` at temperature 0.0 with an 8192-token cap. Provider enforcement is partly reconstructable: WatsonX passes these as provider parameters, while the LiteLLM/LM Studio path records them inside the message object. The `gemma4_e2b` configuration is marked as an `lmstudio` solver, with run notes recording execution on a consumer laptop; we use this as provenance, not as a throughput benchmark.

Let $A_b(d, m)$, $A_a(d, m)$, and $A_g(d, m)$ denote direct-baseline, assisted-solver, and generator-side accuracy for dataset d and solver m . The non-zero-baseline split is a minimum interpretability gate, not a reliability claim. Without any direct correct answer, a large assisted gain can reflect prompt-format mismatch, option-extraction mismatch, or generator/controller behavior rather than solver competence. We therefore compute thresholded partitions

$$\mathcal{C}_\tau = \{(d, m) : A_b(d, m) > \tau\}, \quad \Delta_\tau = \frac{1}{|\mathcal{C}_\tau|} \sum_{(d, m) \in \mathcal{C}_\tau} (A_a(d, m) - A_b(d, m)),$$

where Δ_0 is the primary macro improvement and Δ_{30} is the stricter gate reported in Table 4. For a chosen aggregation operator \mathcal{M} , we also report generator-gap closure as

$$\rho_{\mathcal{M}} = \frac{\mathcal{M}(A_a) - \mathcal{M}(A_b)}{\mathcal{M}(A_g) - \mathcal{M}(A_b)},$$

only as a descriptive diagnostic when the denominator is positive. The generator-side answer helps with calibration but should not be treated as an independently deployed baseline because the generated-program workflow produces it.

We do not report independent-answer consistency: within-scaffold repeated calls and invalid-output retries are part of the scaffold strategy, not matched repeated direct trials. The primary comparison also does not isolate executable structure from extra inference. Four controls are outside the current experiment set: matched-budget direct self-consistency, chain-of-thought direct prompting, a repeated-call no-code controller, and a generator-only direct-answer baseline. Without those runs, CGR measures the observed scaffolded system, not the causal effect of Python syntax or control flow alone.

E Additional Result Figures

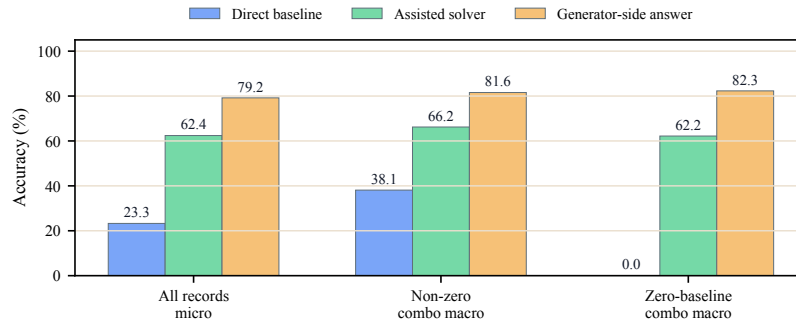


Figure 4: Direct baseline, assisted solver, and generator-side answer accuracy. The x-axis ticks are the three evaluation slices: all retained records with micro averaging, observed non-zero-baseline pairs with pair-macro averaging, and zero-baseline diagnostic pairs with pair-macro averaging.

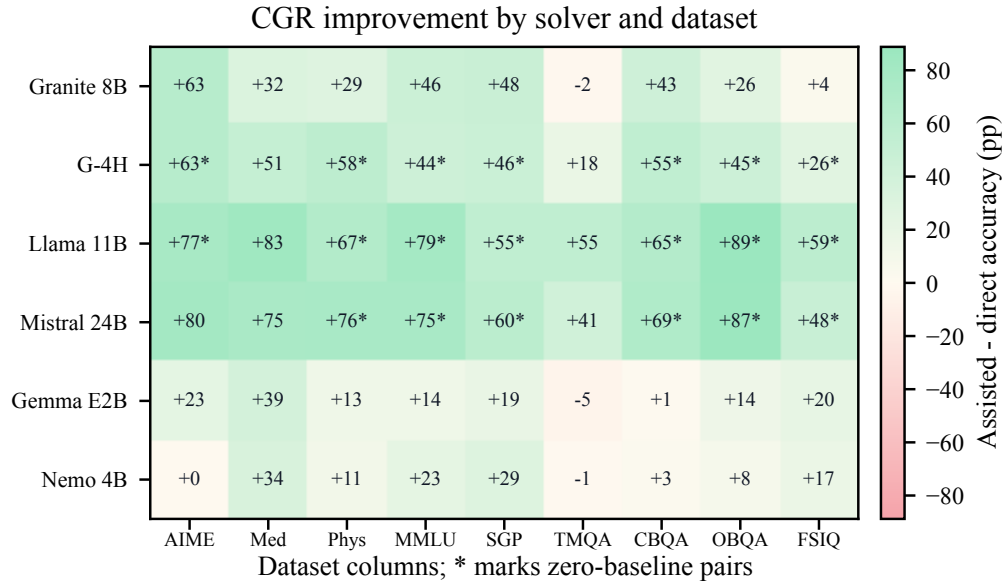


Figure 5: Assisted-minus-direct accuracy by solver and dataset. Columns are datasets and rows are solvers; values are percentage-point differences. An asterisk marks zero-baseline pairs, which are diagnostic rather than primary evidence of solver capability.

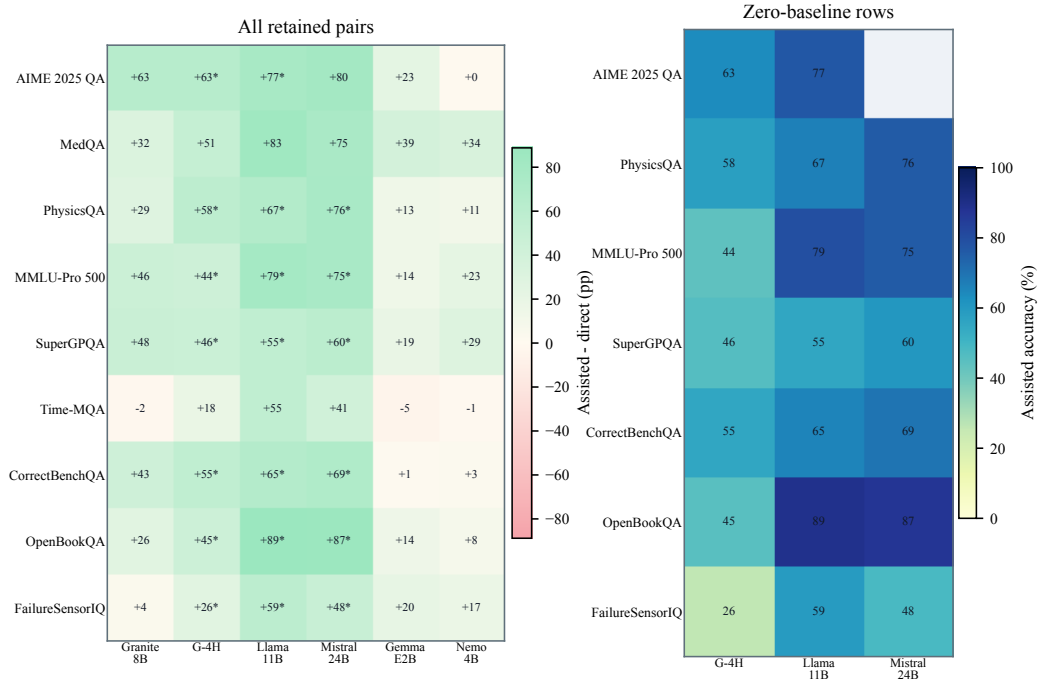


Figure 6: Partitioned result matrices. The left panel reports assisted-minus-direct accuracy for all retained dataset–solver pairs; asterisks mark zero-baseline cells. The right panel reports assisted accuracy for zero-baseline diagnostic rows, where direct prompting produced no correct answers on the retained sample.

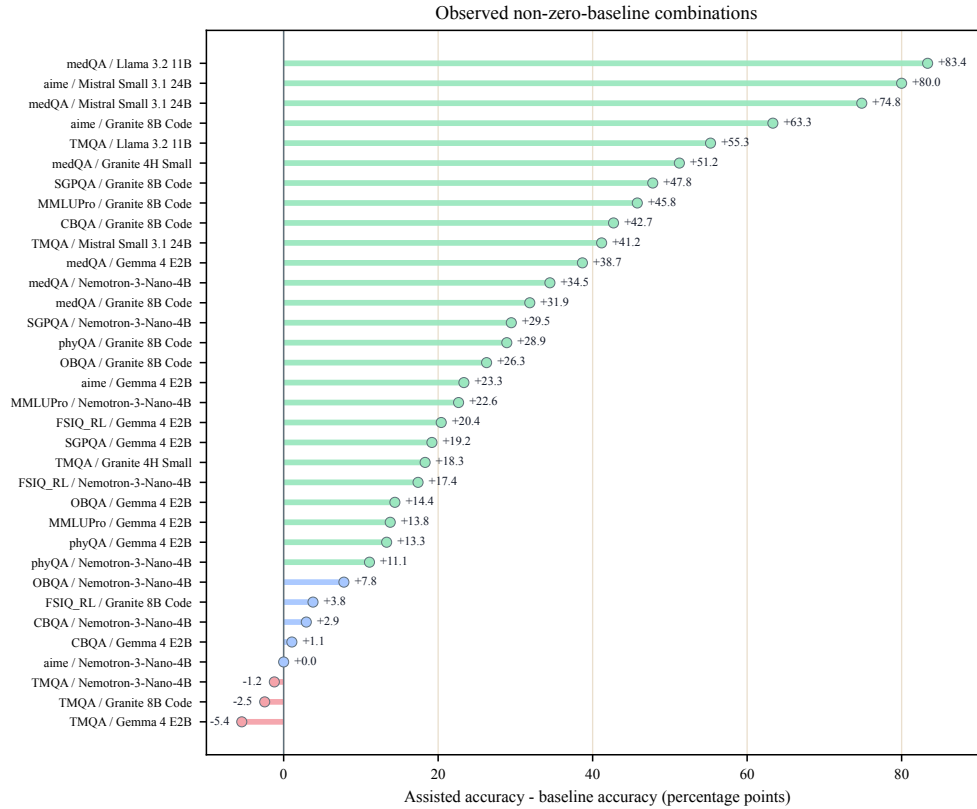


Figure 7: Assisted-minus-direct accuracy for observed non-zero-baseline dataset-solver pairs. Negative bars identify the Time-MQA regressions.

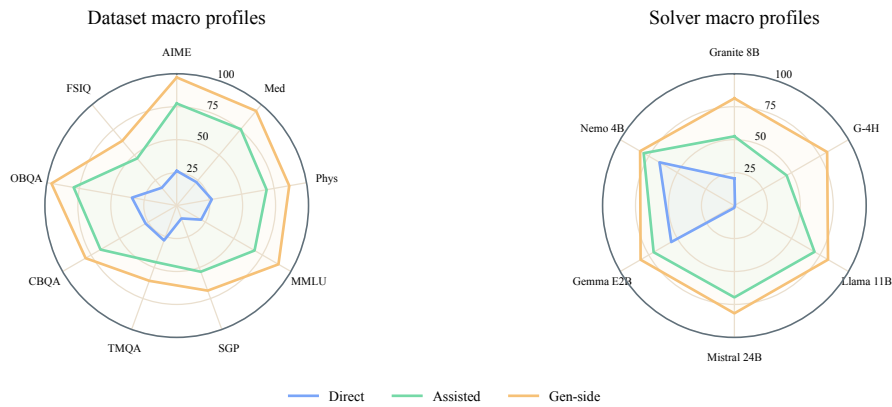


Figure 8: Dataset-level and solver-level macro accuracy profiles. Each polar axis reorganizes the retained dataset-solver results: the left plot averages over solver settings within each dataset, and the right plot averages over datasets within each solver. Radius is accuracy in percent; colors match Figure 4.

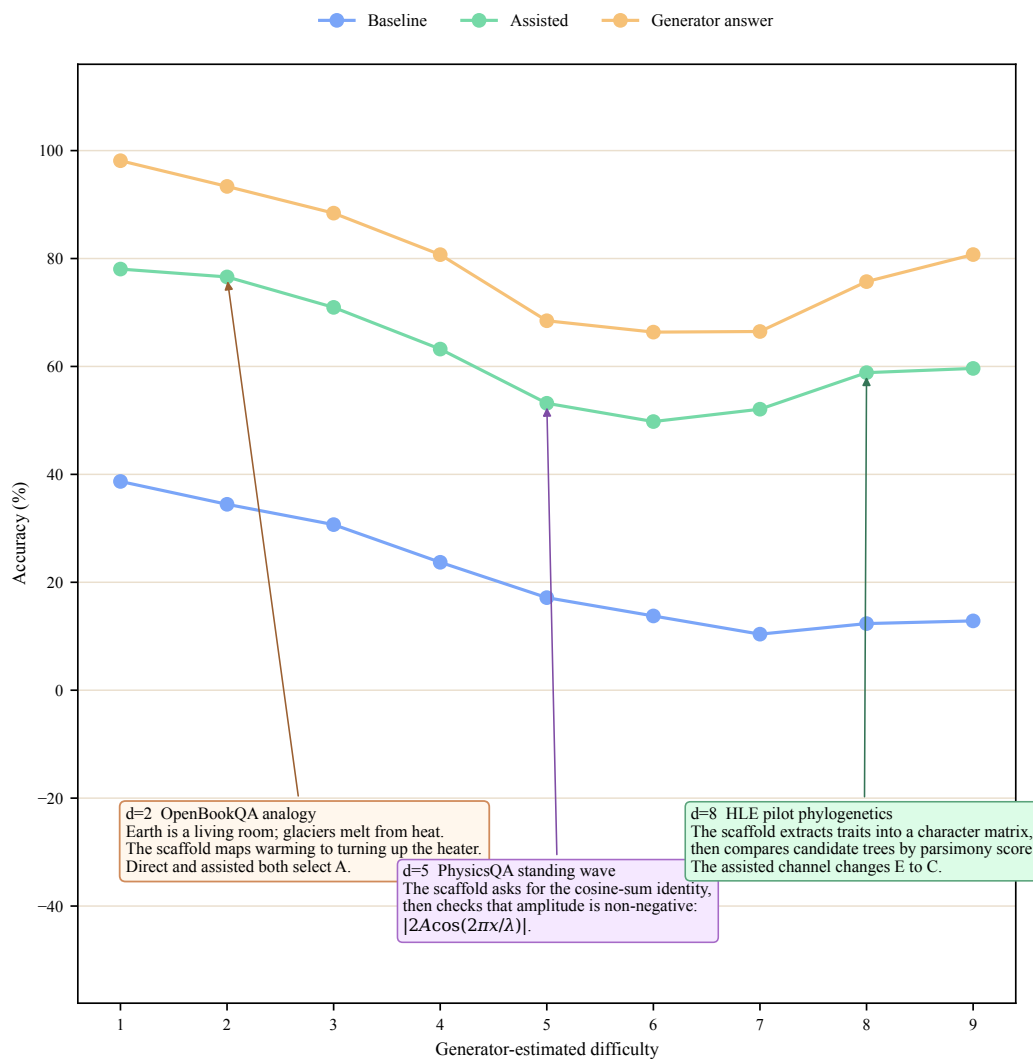


Figure 9: Accuracy by generator-estimated difficulty with representative scaffold text. The examples show how a low-difficulty analogy, a mid-difficulty physics derivation, and a high-difficulty HLE pilot item are turned into structured solver prompts. Difficulty is generated metadata, not an externally validated item-difficulty annotation.

Table 8: Accuracy by generator-estimated difficulty. Difficulty is assigned by the generator and functions as an internal scaffold signal rather than an independently calibrated item-difficulty label.

Difficulty	Records	Direct	Assisted	Gen-side	Diff.
1	747	38.69%	78.05%	98.13%	+39.36 pp
2	2,772	34.45%	76.59%	93.36%	+42.14 pp
3	3,917	30.69%	70.95%	88.41%	+40.26 pp
4	4,657	23.71%	63.22%	80.72%	+39.51 pp
5	3,387	17.15%	53.17%	68.47%	+36.02 pp
6	3,270	13.76%	49.79%	66.36%	+36.02 pp
7	1,396	10.39%	52.08%	66.48%	+41.69 pp
8	243	12.35%	58.85%	75.72%	+46.50 pp
9	109	12.84%	59.63%	80.73%	+46.79 pp

F Expanded Results Narrative

Figure 4 and Table 3 separate the direct solver baseline, assisted solver answer, and generator-side answer. Descriptively, the assisted solver closes 70.0% of the all-item generator gap. In the observed non-zero-baseline macro partition, the assisted solver closes 64.7% of the generator gap. The table is not a single ranking: the all-item micro row answers a workload question, the primary observed macro row measures scaffolded behavior where direct answering is not completely broken, and the zero-baseline row isolates cases where generated programs produce correct assisted outputs despite no direct successes.

Figure 5 shows that the largest broad-partition gains occur when direct baseline accuracy is low but nonzero. MedQA has several such cases: Llama 3.2 11B rises from 1.20% to 84.57%, Mistral Small 3.1 24B from 3.38% to 78.22%, and Granite 4H Small from 1.23% to 52.46%. AIME also shows large gains for Mistral Small 3.1 24B and Granite 8B Code, and Granite 8B Code improves by 47.78 points on SuperGPQA and 45.78 points on MMLU-Pro.

Assistance also improves several already-capable pairs, including Gemma 4 E2B on MedQA (52.91% to 91.58%) and Nemotron-3-Nano-4B on MMLU-Pro (64.13% to 86.77%). PhysicsQA with Mistral Small 3.1 24B is different: direct accuracy is 0.00%, while assisted accuracy reaches 75.56%, so it belongs to the diagnostic zero-baseline reading rather than the primary solver-behavior claim. Figure 8 gives the dataset/solver profile plot; it shows the same channel separation at coarser granularity, with Time-MQA and FailureSensorIQ lower on assisted accuracy and stronger direct solvers showing smaller gains.

The stricter-threshold result is important for interpretation. The $A_b > 30\%$ sensitivity keeps only pairs where the solver already answers a meaningful fraction of questions directly; the remaining positive gain suggests that the observed effect is not solely a prompt-failure rescue. The smaller effect also shows why the headline should not be summarized as a universal 28-point improvement.

G Humanity’s Last Exam Pilot

Humanity’s Last Exam is outside the primary multi-solver registered bundle, so it is reported as a pilot rather than folded into the headline result. The retained pilot contains one solver configuration. On 573 rows, direct accuracy is 12.57%, assisted accuracy is 34.03%, and the generator-side answer is also 34.03%, for a +21.47 point assisted-minus-direct difference.

Table 9: Humanity’s Last Exam pilot result. This run is reported separately from the primary registered MCQA bundle because it contains one solver configuration rather than the multi-solver retained analysis.

Solver	Records	Direct	Assisted	Gen-side	Diff.
Nemotron-3-Nano-4B	573	12.57%	34.03%	34.03%	+21.47 pp

H Executable and Template-Based Reasoning

Prior work on executable actions and template-based reasoning shows why intermediate structure should be part of the evaluation condition. CodeAct frames executable Python as an action format whose value comes from control flow, data flow, intermediate state, tool composition, and feedback [1]. CGR narrows those affordances to MCQA. The generated program is an executable skill around a solver SLM.

Buffer of Thoughts and ReasonFlux make a complementary point. Reasoning can be mediated by high-level structures, instantiated templates, and trajectories over simpler subproblems [9, 10]. CGR does not store a meta-buffer, retrieve thought templates, train a navigator, or optimize template trajectories. It evaluates freshly generated executable skills whose item-specific structure can parse the question, identify useful subquestions, query the solver, compare candidate answers, and select a final option.

The resulting evaluation question is direct:

Does moving the same small solver from a direct answer action into a structured executable scaffold change measured MCQA behavior, and can that change be interpreted without hiding the scaffold’s failure modes?

The comparison is interpretable only when three channels remain separate: the direct solver answer, assisted solver answer, and generator-side answer. A high assisted score can reflect useful decomposition. It can also reflect extra inference budget, prompt-format repair, generator-side knowledge, brittle extraction, or generated-code contract violations. CGR is evaluated as a protocol rather than as a universal improvement method.

I Compact Empirical Summaries

Table 10 gives a dataset-level macro summary over solver settings. MedQA and AIME have the largest average changes, while Time-MQA is mixed because it combines low-baseline improvements with regressions for stronger direct solvers.

Table 10: Dataset-level macro accuracy over solver settings. Values are percentages; Diff. is assisted minus direct. Small \pm entries are standard deviations across solver settings.

Dataset	Combos	Records	Direct	Assisted	Generator-side	Diff.
AIME 2025 QA	6	173	26.33% \pm 35.96	77.44% \pm 10.75	97.22% \pm 1.36	+51.11 pp \pm 32.16
MedQA	6	2,957	23.21% \pm 26.20	75.62% \pm 17.83	93.70% \pm 0.55	+52.41 pp \pm 21.89
PhysicsQA	6	270	27.04% \pm 32.79	69.26% \pm 10.18	86.67% \pm 0.00	+42.22 pp \pm 28.04
MMLU-Pro 500	6	2,943	21.39% \pm 32.23	68.17% \pm 17.64	89.11% \pm 0.64	+46.78 pp \pm 26.61
SuperGPQA	6	2,955	10.40% \pm 15.28	53.42% \pm 7.79	68.66% \pm 0.22	+43.01 pp \pm 15.69
Time-MQA	6	2,952	28.14% \pm 28.33	45.75% \pm 16.24	60.76% \pm 1.12	+17.61 pp \pm 25.53
CorrectBenchQA	6	2,259	27.28% \pm 34.20	66.76% \pm 7.00	79.81% \pm 0.38	+39.48 pp \pm 30.47
OpenBookQA	6	2,991	34.51% \pm 41.72	79.39% \pm 20.71	96.49% \pm 0.48	+44.88 pp \pm 35.65
FailureSensorIQ	6	2,998	17.63% \pm 22.52	46.69% \pm 20.21	64.18% \pm 1.15	+29.06 pp \pm 20.46

Table 11 summarizes results by solver. Low direct baselines can produce large assisted gains, but already-capable solvers can also improve. The strongest direct solvers have smaller gains because their direct baselines are higher.

Table 11: Solver-level macro summaries over retained dataset pairs. Small \pm entries are standard deviations across dataset pairs for the same solver. The run group marks the local experiment grouping used in this draft and makes no public model-age or leaderboard claim.

Solver	Run group	Pairs	Records	Direct	Assisted	Diff.
Nemotron-3-Nano-4B	Newer retained solver	9	3,431	65.62% \pm 18.28	79.47% \pm 13.48	+13.85 pp \pm 12.95
Gemma 4 E2B	Newer retained solver	9	3,443	55.32% \pm 16.19	70.74% \pm 16.23	+15.42 pp \pm 12.70
Llama 3.2 11B	Earlier retained solver	9	3,437	0.29% \pm 0.58	70.19% \pm 12.47	+69.90 pp \pm 12.50
Mistral Small 3.1 24B	Earlier retained solver	9	3,402	1.66% \pm 2.86	69.64% \pm 14.12	+67.97 pp \pm 15.18
Granite 8B Code	Earlier retained solver	9	3,425	20.53% \pm 12.07	52.53% \pm 19.60	+32.00 pp \pm 21.10
Granite 4H Small	Earlier retained solver	9	3,360	0.53% \pm 1.21	45.77% \pm 13.94	+45.24 pp \pm 14.66

Table 12 reports the best observed assisted row for each dataset. This table is descriptive. It should not be read as a deployment recommendation because solver coverage, inference budget, uncertainty, and domain risk are not balanced.

Table 12: Best observed assisted rows by dataset. This is a descriptive retained-run table, not a deployment recommendation or balanced model ranking.

Dataset	Best assisted solver	Run group	Records	Direct	Assisted	Diff.	Best positive assisted row
AIME 2025 QA	Nemotron-3-Nano-4B	Newer retained solver	23	91.30%	91.30%	+0.00 pp	Mistral Small 3.1 24B, 83.33%, +80.00 pp
MedQA	Nemotron-3-Nano-4B	Newer retained solver	499	57.72%	92.18%	+34.47 pp	same
PhysicsQA	Nemotron-3-Nano-4B	Newer retained solver	45	71.11%	82.22%	+11.11 pp	same
MMLU-Pro 500	Nemotron-3-Nano-4B	Newer retained solver	499	64.13%	86.77%	+22.65 pp	same
SuperGPQA	Nemotron-3-Nano-4B	Newer retained solver	492	34.35%	63.82%	+29.47 pp	same
Time-MQA	Nemotron-3-Nano-4B	Newer retained solver	498	62.25%	61.04%	-1.20 pp	Llama 3.2 11B, 56.68%, +55.26 pp
CorrectBenchQA	Nemotron-3-Nano-4B	Newer retained solver	375	74.13%	77.07%	+2.93 pp	same
OpenBookQA	Nemotron-3-Nano-4B	Newer retained solver	500	88.40%	96.20%	+7.80 pp	same
FailureSensorIQ	Gemma 4 E2B	Newer retained solver	500	44.40%	64.80%	+20.40 pp	same

Tables 13 and 14 give the complete registered dataset–solver breakdowns using the current registered counts.

Table 13: Full registered dataset–solver results for the observed non-zero-baseline partition, sorted by assisted-minus-direct difference.

Dataset	Solver	Records	Direct	Assisted	Gen-side	Diff.
MedQA	Llama 3.2 11B	499	1.20%	84.57%	94.19%	+83.37 pp
AIME 2025 QA	Mistral Small 3.1 24B	30	3.33%	83.33%	96.67%	+80.00 pp
MedQA	Mistral Small 3.1 24B	473	3.38%	78.22%	93.02%	+74.84 pp
AIME 2025 QA	Granite 8B Code	30	20.00%	83.33%	96.67%	+63.33 pp
Time-MQA	Llama 3.2 11B	494	1.42%	56.68%	61.54%	+55.26 pp
MedQA	Granite 4H Small	488	1.23%	52.46%	93.44%	+51.23 pp
SuperGPQA	Granite 8B Code	496	3.02%	50.81%	68.75%	+47.78 pp
MMLU-Pro 500	Granite 8B Code	498	2.41%	48.19%	88.76%	+45.78 pp
CorrectBenchQA	Granite 8B Code	377	24.67%	67.37%	79.58%	+42.71 pp
Time-MQA	Mistral Small 3.1 24B	498	8.23%	49.40%	60.64%	+41.16 pp
MedQA	Gemma 4 E2B	499	52.91%	91.58%	94.19%	+38.68 pp
MedQA	Nemotron-3-Nano-4B	499	57.72%	92.18%	94.19%	+34.47 pp
MedQA	Granite 8B Code	499	22.85%	54.71%	93.19%	+31.86 pp
SuperGPQA	Nemotron-3-Nano-4B	492	34.35%	63.82%	68.70%	+29.47 pp
PhysicsQA	Granite 8B Code	45	28.89%	57.78%	86.67%	+28.89 pp
OpenBookQA	Granite 8B Code	491	37.07%	63.34%	96.13%	+26.27 pp
AIME 2025 QA	Gemma 4 E2B	30	43.33%	66.67%	96.67%	+23.33 pp
MMLU-Pro 500	Nemotron-3-Nano-4B	499	64.13%	86.77%	89.38%	+22.65 pp
FailureSensorIQ	Gemma 4 E2B	500	44.40%	64.80%	65.60%	+20.40 pp
SuperGPQA	Gemma 4 E2B	495	25.05%	44.24%	68.69%	+19.19 pp
Time-MQA	Granite 4H Small	475	3.58%	21.89%	59.37%	+18.32 pp
FailureSensorIQ	Nemotron-3-Nano-4B	500	47.20%	64.60%	64.80%	+17.40 pp
OpenBookQA	Gemma 4 E2B	500	81.60%	96.00%	97.00%	+14.40 pp
MMLU-Pro 500	Gemma 4 E2B	500	61.80%	75.60%	89.60%	+13.80 pp
PhysicsQA	Gemma 4 E2B	45	62.22%	75.56%	86.67%	+13.33 pp
PhysicsQA	Nemotron-3-Nano-4B	45	71.11%	82.22%	86.67%	+11.11 pp
OpenBookQA	Nemotron-3-Nano-4B	500	88.40%	96.20%	97.00%	+7.80 pp
FailureSensorIQ	Granite 8B Code	500	14.20%	18.00%	62.80%	+3.80 pp
CorrectBenchQA	Nemotron-3-Nano-4B	375	74.13%	77.07%	80.53%	+2.93 pp
CorrectBenchQA	Gemma 4 E2B	376	64.89%	65.96%	79.52%	+1.06 pp
AIME 2025 QA	Nemotron-3-Nano-4B	23	91.30%	91.30%	100.00%	+0.00 pp
Time-MQA	Nemotron-3-Nano-4B	498	62.25%	61.04%	62.05%	-1.20 pp
Time-MQA	Granite 8B Code	489	31.70%	29.24%	59.51%	-2.45 pp
Time-MQA	Gemma 4 E2B	498	61.65%	56.22%	61.45%	-5.42 pp

Table 14: Full registered dataset–solver results for the zero-baseline diagnostic partition, sorted by assisted accuracy.

Dataset	Solver	Records	Direct	Assisted	Gen-side	Diff.
OpenBookQA	Llama 3.2 11B	500	0.00%	88.80%	96.60%	+88.80 pp
OpenBookQA	Mistral Small 3.1 24B	500	0.00%	87.00%	96.40%	+87.00 pp
MMLU-Pro 500	Llama 3.2 11B	496	0.00%	79.03%	89.52%	+79.03 pp
AIME 2025 QA	Llama 3.2 11B	30	0.00%	76.67%	96.67%	+76.67 pp
PhysicsQA	Mistral Small 3.1 24B	45	0.00%	75.56%	86.67%	+75.56 pp
MMLU-Pro 500	Mistral Small 3.1 24B	493	0.00%	75.46%	89.45%	+75.46 pp
CorrectBenchQA	Mistral Small 3.1 24B	377	0.00%	69.50%	79.84%	+69.50 pp
PhysicsQA	Llama 3.2 11B	45	0.00%	66.67%	86.67%	+66.67 pp
CorrectBenchQA	Llama 3.2 11B	377	0.00%	65.25%	79.58%	+65.25 pp
AIME 2025 QA	Granite 4H Small	30	0.00%	63.33%	96.67%	+63.33 pp
SuperGPQA	Mistral Small 3.1 24B	487	0.00%	60.16%	68.99%	+60.16 pp
FailureSensorIQ	Llama 3.2 11B	500	0.00%	58.60%	65.00%	+58.60 pp
PhysicsQA	Granite 4H Small	45	0.00%	57.78%	86.67%	+57.78 pp
SuperGPQA	Llama 3.2 11B	496	0.00%	55.44%	68.35%	+55.44 pp
CorrectBenchQA	Granite 4H Small	377	0.00%	55.44%	79.84%	+55.44 pp
FailureSensorIQ	Mistral Small 3.1 24B	499	0.00%	48.10%	63.93%	+48.10 pp
SuperGPQA	Granite 4H Small	489	0.00%	46.01%	68.51%	+46.01 pp
OpenBookQA	Granite 4H Small	500	0.00%	45.00%	95.80%	+45.00 pp
MMLU-Pro 500	Granite 4H Small	457	0.00%	43.98%	87.96%	+43.98 pp
FailureSensorIQ	Granite 4H Small	499	0.00%	26.05%	62.93%	+26.05 pp

J Threshold, Uncertainty, and Extraction Sensitivity

The primary analysis uses the permissive observed non-zero-baseline partition because it separates total direct-answer failures from cases with at least some direct signal. Table 15 shows why the result should not be summarized as a universal 28-point improvement: the gain remains positive under stricter direct-baseline gates, but it shrinks as the retained solver settings become more directly capable.

Table 15: Sensitivity to stricter direct-baseline gates. Values are macro accuracies over retained dataset–solver pairs; small \pm entries are standard deviations across retained pairs.

A_b threshold	Direct	Assisted	Diff.
> 0%	38.11% \pm 28.48	66.21% \pm 20.14	+28.10 pp \pm 24.04
> 2%	41.67% \pm 27.27	66.37% \pm 20.63	+24.70 pp \pm 21.90
> 5%	49.08% \pm 23.20	68.27% \pm 19.69	+19.19 pp \pm 16.75
> 10%	50.71% \pm 22.10	69.02% \pm 19.71	+18.31 pp \pm 16.47
> 20%	53.64% \pm 20.50	70.62% \pm 17.13	+16.99 pp \pm 13.87
> 30%	59.59% \pm 17.25	73.69% \pm 16.92	+14.11 pp \pm 13.01

Table 16 reports uncertainty checks that broaden the resampling unit. The estimate is positive under each resampling choice, but solver-cluster uncertainty is much wider because solver identity strongly affects direct-baseline behavior.

Table 16: Uncertainty and cluster sensitivity for the non-zero-baseline macro improvement.

Check	Unit	Result
Primary estimate	Dataset–solver pair	+28.10 pp
Bootstrap 95% interval	Dataset–solver pair	[20.32, 36.43] pp
Bootstrap 95% interval	Dataset cluster	[18.41, 38.57] pp
Bootstrap 95% interval	Solver cluster	[17.95, 48.47] pp
Leave-one range	Dataset	[22.90, 30.35] pp
Leave-one range	Solver	[24.50, 33.24] pp

Answer extraction is a central validity issue because the extractor accepts the first standalone capital letter and returns X when no such letter appears. Table 17 reports extraction-failure rates rather than treating extraction as invisible plumbing. Assisted outputs fail extraction much more often than direct or generator-side outputs, which is one reason the assisted path uses reattempts.

Table 17: Extractor failure rates. X means no standalone capital option letter was extracted.

Slice	Direct baseline	Assisted solver	Generator-side
All evaluated items	0.44%	15.67%	0.79%
Observed non-zero baseline	0.32%	14.44%	0.79%
Zero baseline	0.66%	17.92%	0.79%

K Artifact Audit Details

The main paper reports the compact audit outcomes. Table 18 gives the appendix version, including response-log coverage, unavailable generator code-generation metadata, static call-site checks, literal-answer scans, and unavailable main-run config JSONL files.

Table 18: Artifact audit summary. These checks document what is present in the retained local artifacts; they are audits, not proofs of semantic correctness or execution safety.

Audit item	Value
Main-run config JSONL files found	2
Response metadata files found	19
Response metadata rows	175,374
Retained rows with any response metadata	20,498/20,498
Rows with direct solver metadata	20,490/20,498
Rows with assisted solver metadata	20,492/20,498
Generator code-generation calls joined to retained rows	0
Mean direct solver calls per result	1.01
Mean assisted solver calls per result	7.23
Max assisted solver calls per result	90
Assisted/direct solver-token ratio	7.36
Generated Python files scanned	3,569
Files with >10 static llm_model call sites	2
Max static llm_model call sites in a file	11
Literal answer-pattern files	43
Mapped result rows using literal-pattern files	251
Core diff. after removing mapped literal-pattern rows	+28.11 pp
Error log rows found	2,523

L Answer-Channel Overlap

The overlap table answers a specific diagnostic question: are assisted-solver successes a subset of generator-side successes? No. These rows are same-record channel comparisons, not repeated stochastic consistency measurements.

Table 19: Answer-channel overlap diagnostic. These same-row overlaps are not repeated-run consistency estimates; they show where direct, assisted, and generator-side channels agree or disagree on retained records.

Slice	Records	A/G answer agree	A correct/G wrong	G correct/A wrong	A correct/direct wrong	Direct correct/A wrong
All rows	20,498	15,477 (75.50%)	249 (1.21%)	3,688 (17.99%)	8,895 (43.39%)	872 (4.25%)
Observed non-zero baseline	13,256	10,183 (76.82%)	180 (1.36%)	2,217 (16.72%)	4,521 (34.11%)	872 (6.58%)
Zero baseline	7,242	5,294 (73.10%)	69 (0.95%)	1,471 (20.31%)	4,374 (60.40%)	0 (0.00%)

M Additional Validity Limits

The current evaluation has one retained result per evaluated item, no repeated generations for uncertainty over generated programs, and no verified execution-time distribution. The bootstrap intervals quantify variability over dataset–solver pairs, not over repeated runs of the same item.

The assisted condition uses more inference than the direct baseline. Generated programs can make multiple solver calls, and the execution workflow can retry invalid extracted answers. Assisted accuracy therefore measures a scaffolded system under a larger budget, not an equal-cost replacement for direct answering. The retained artifacts do not include a matched-budget direct self-consistency or majority-vote baseline, so they do not isolate the code scaffold from the extra solver-call budget.

The answer extraction function is brittle. It returns the first standalone uppercase letter A through Z. This can incorrectly accept letters outside the available option set, and it can be triggered by incidental capital letters in noncompliant model output. Zero-baseline results are especially sensitive to this issue.

Generated-code validity is not guaranteed. The prompt prohibits hard-coding, but the literal-assignment scan found patterns consistent with direct assignment to `solverLLM_answer`. The execution environment is an unhardened notebook-style Python environment with no proven sandbox, timeout guarantee, import allowlist, filesystem isolation, or dynamic semantic validator. Future versions should add static and dynamic validators before reporting scaffolded accuracy.

Dataset provenance is uneven. Most dataset descriptions are backed by original papers or official documentation. Local conversion and sampling choices may differ from the original datasets. High-stakes domains such as medicine and industrial root-cause analysis should be interpreted as benchmark domains only.

N Representative Dataset Examples

The examples below are representative evaluated-item patterns, not a new dataset release and not full source-question reproduction. Each card shows what the generated scaffold did and what interpretive lesson the example supports.

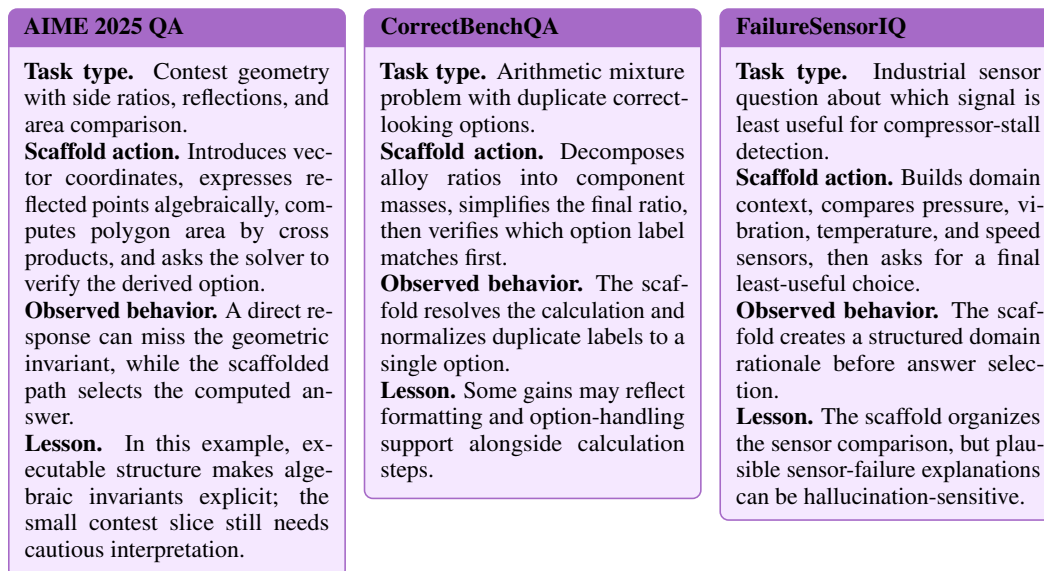


Figure 10: Representative examples from AIME, CorrectBenchQA, and FailureSensorIQ.

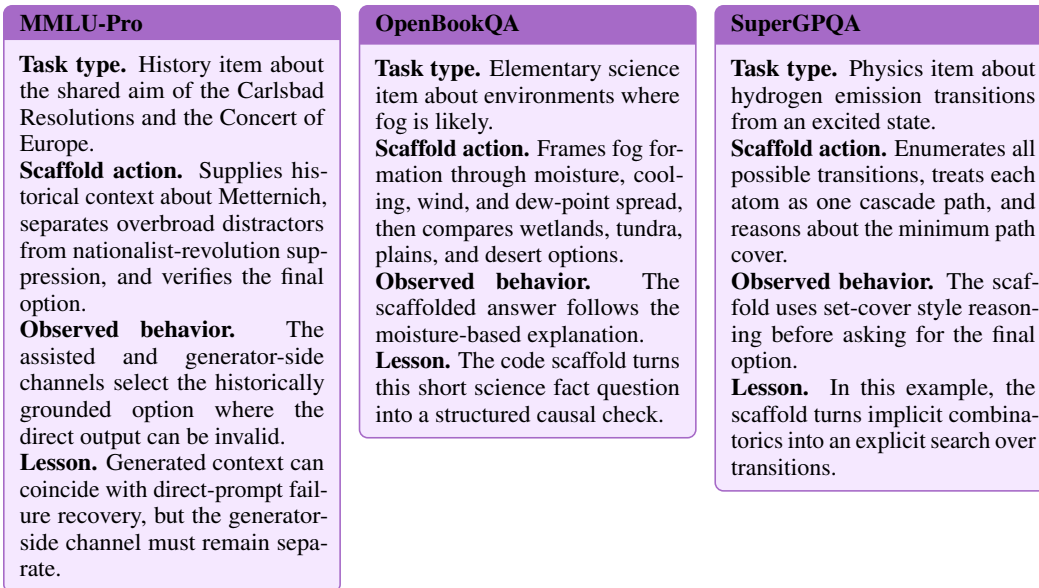


Figure 11: Representative examples from MMLU-Pro, OpenBookQA, and SuperGPQA.

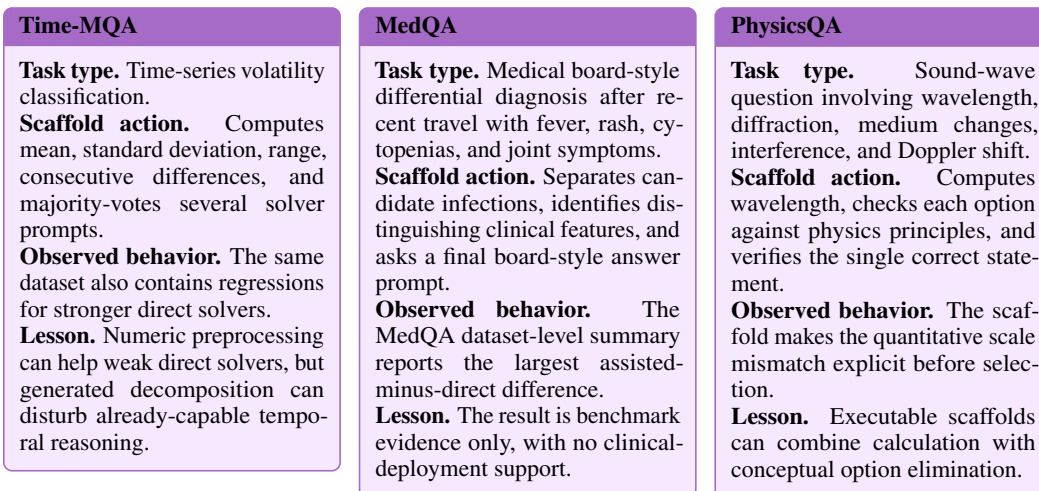


Figure 12: Representative examples from Time-MQA, MedQA, and PhysicsQA.

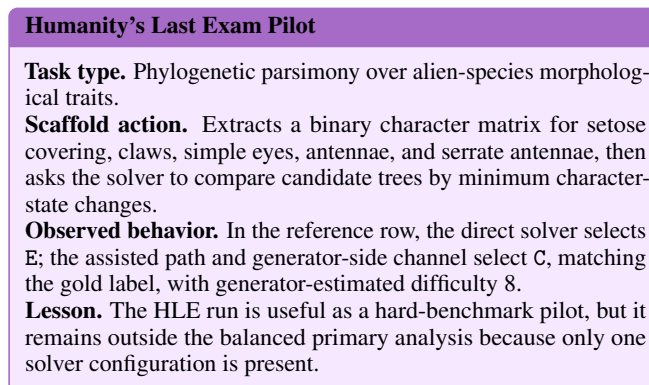


Figure 13: Representative pilot example from the HLE evaluation artifacts.

O Per-Dataset Strong-LLM Harness Examples

The examples below show the generated strong-LLM harnesses behind representative rows from each dataset. Here, a harness is the generated Python scaffold for one item: it may do local computation, call the target solver through a prompt, extract answer letters, run verification or tiebreak prompts, and return the assisted solver answer, the generator-side answer, and a generator-estimated difficulty. These are illustrative reference rows, not a claim that every generated scaffold in a dataset has the same structure.

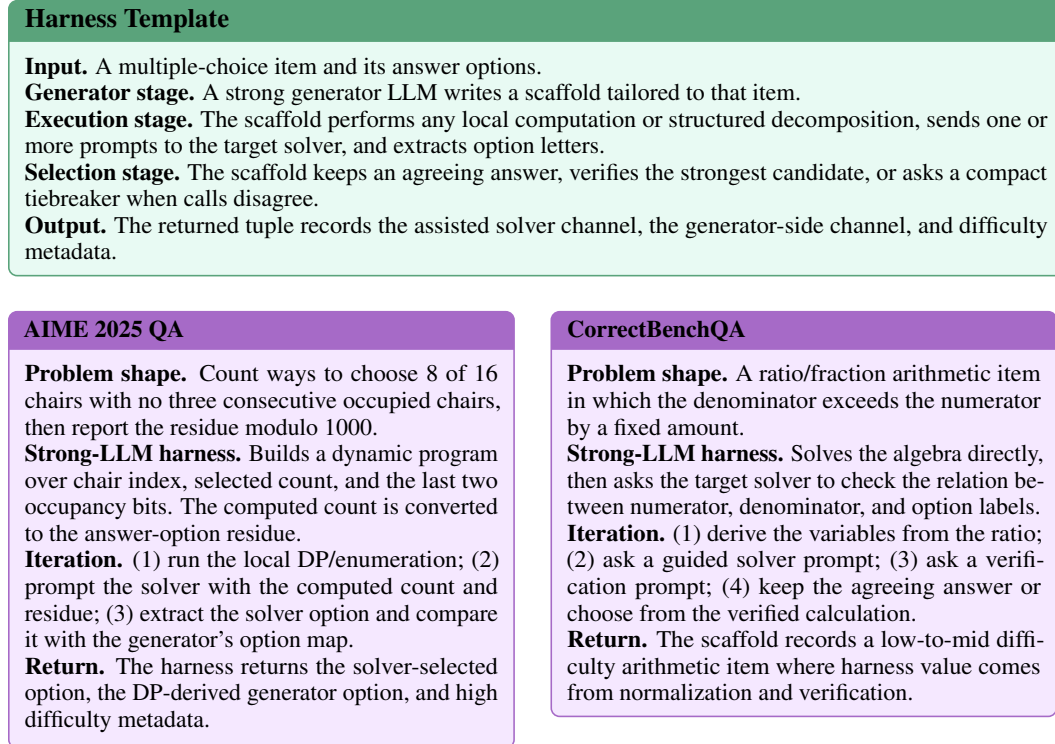


Figure 14: Strong-LLM harness examples for AIME and CorrectBenchQA. The cards show local computation, guided solver prompting, and verification before answer extraction.

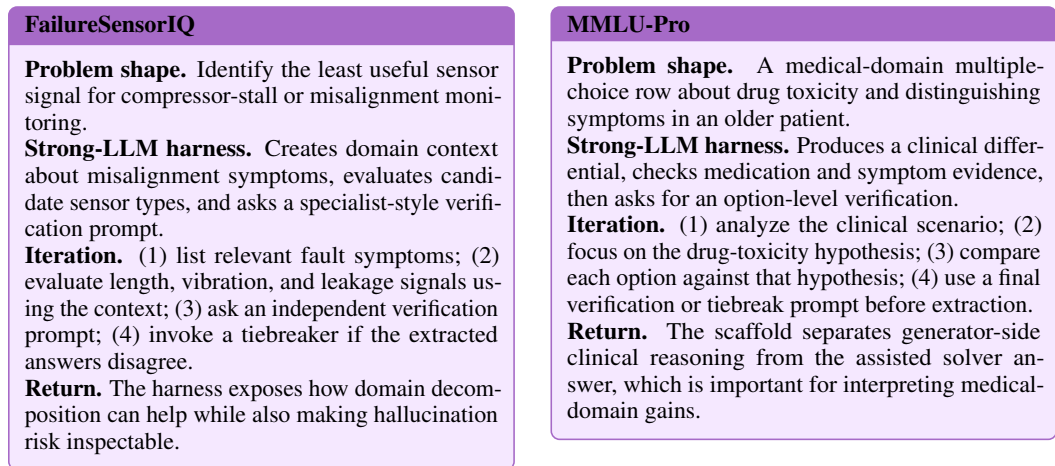


Figure 15: Strong-LLM harness examples for FailureSensorIQ and MMLU-Pro. Both use domain-context prompts before option selection.

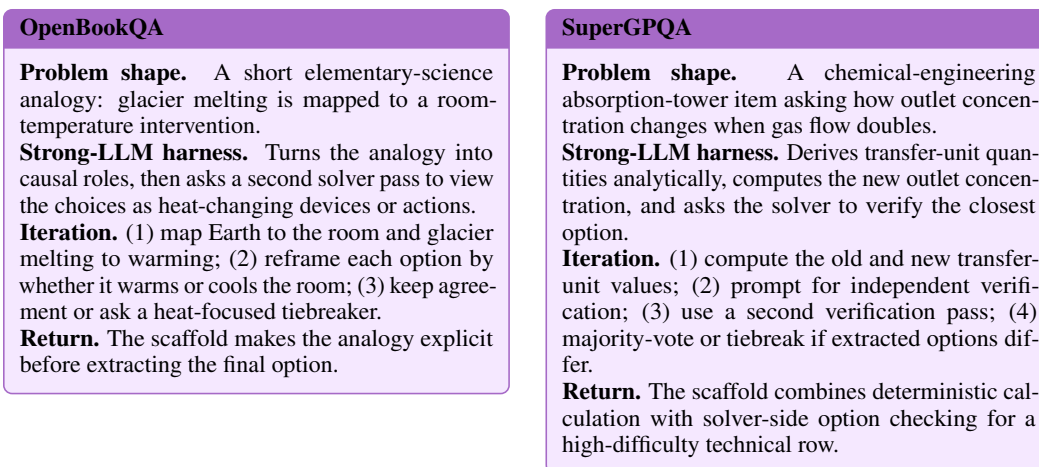


Figure 16: Strong-LLM harness examples for OpenBookQA and SuperGPQA. The first is analogy decomposition; the second is analytic calculation plus verification.

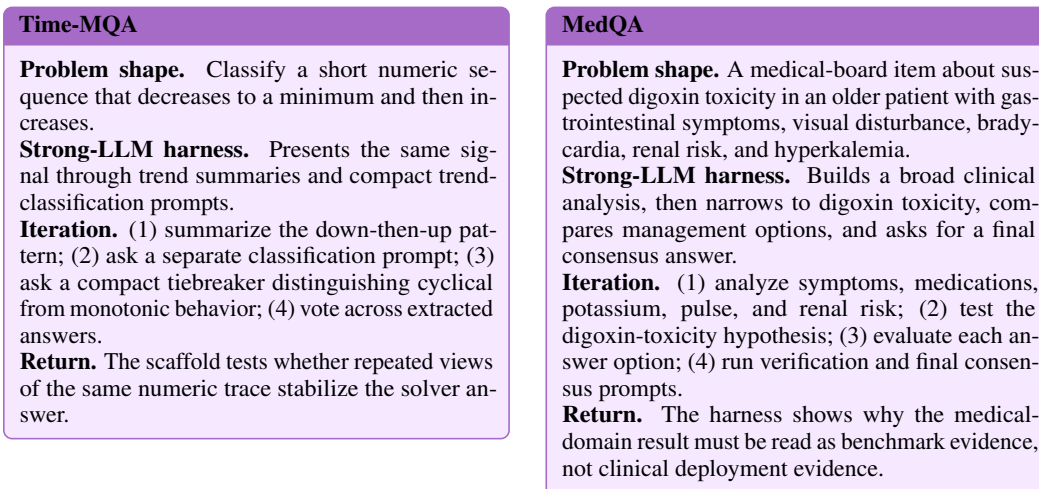


Figure 17: Strong-LLM harness examples for Time-MQA and MedQA. These rows show repeated trend framing and multi-step clinical verification.

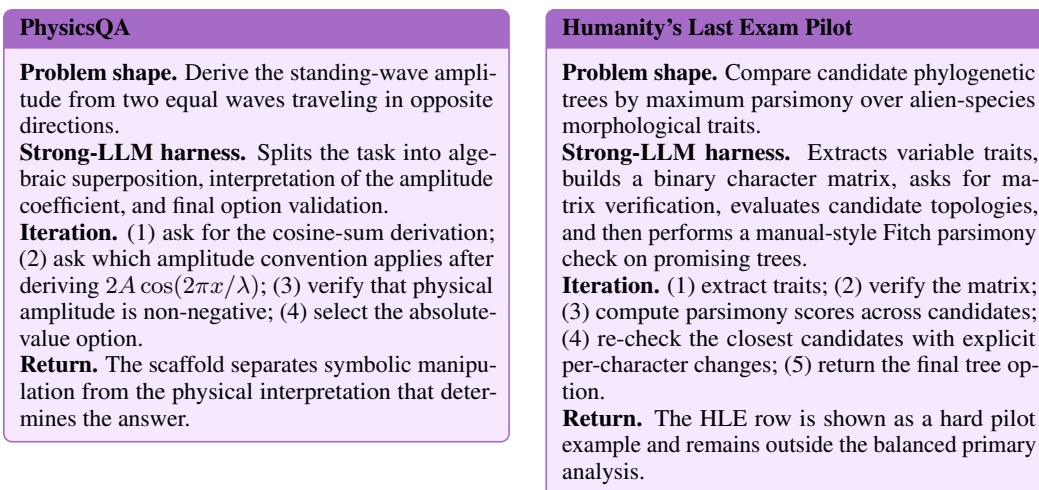
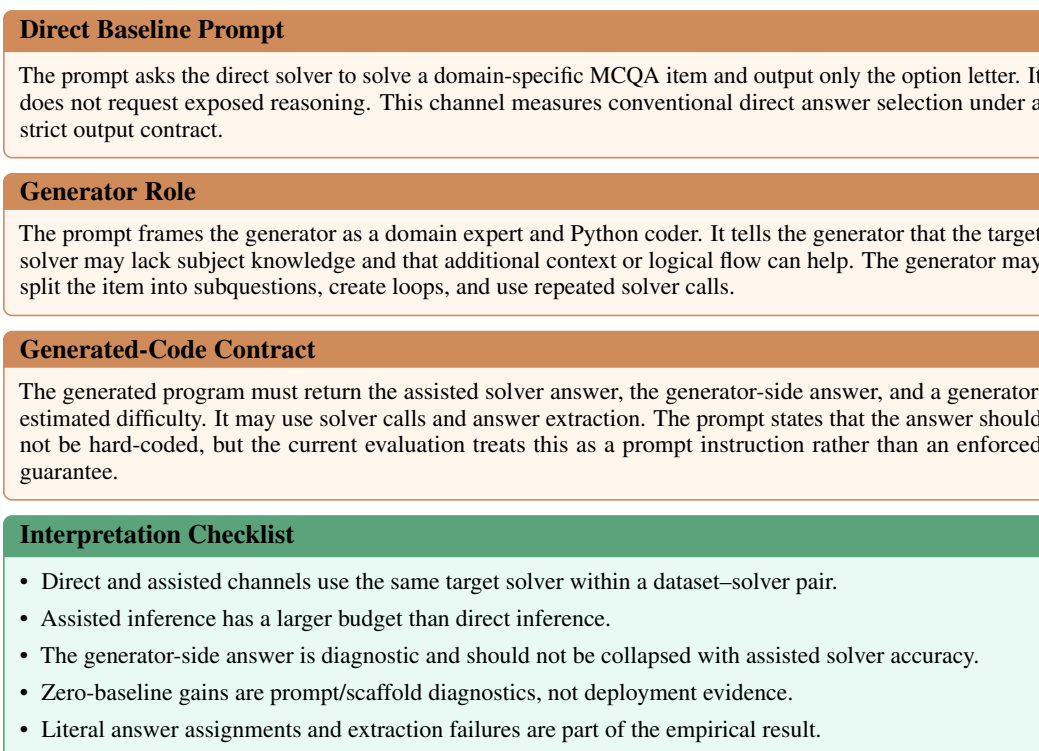
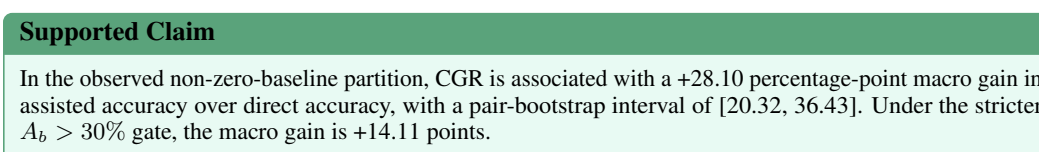


Figure 18: Strong-LLM harness examples for PhysicsQA and the HLE pilot. These rows show algebra-then-interpretation and matrix-then-tree-search workflows.

P Prompt Contract and Answer Channels



Q Claims and Scope



Unsupported Claims

The current evidence does not support claims that CGR is equal-cost, universally beneficial, clinically or operationally safe, or causally isolated from generator knowledge and extra solver calls. It also does not support a claim that the no-hard-coding rule is enforced by runtime validation.

Future Evaluation Needs

The strongest next ablations are matched-budget direct self-consistency, repeated generated-program sampling, stricter option validation, sandboxed execution, and source-grounded checks for medicine and industrial root-cause domains.