

DOTRAG: Retrieval-Time Reasoning Along Paths

Larnell Moore Naihao Deng Rada Mihalcea Farnaz Jahanbakhsh
University of Michigan

Abstract

Graph Retrieval-Augmented Generation (GraphRAG) is dominated by a retrieve-then-reason paradigm, where context is retrieved using heuristics and then reasoned over. Such methods struggle to adapt to the query-specific logic required for complex multi-hop tasks, often accumulating irrelevant context or missing correct relational paths. We propose DOTRAG, a training-free GraphRAG framework that reformulates retrieval as a reasoning process over paths. Our approach generates query-conditioned constraints that guide graph exploration, prune irrelevant regions, and iteratively discover relational paths without relying on explicit step-by-step reasoning chains. We introduce **Division of Thought (DOT)**, an abstraction that decomposes retrieval into localized search spaces and adapts the search strategy to each query. DOTRAG achieves SOTA performance on MetaQA and UltraDomain, with consistent gains on multi-hop tasks, demonstrating the effectiveness of reasoning-guided retrieval.

1 Introduction

Retrieval-Augmented Generation (RAG) is a popular framework for grounding large language models (LLMs) in external knowledge. However, existing RAG systems typically retrieve unstructured text chunks, which fail to capture relational and hierarchical dependencies in the underlying corpus (Asai et al., 2023; Es et al., 2023; Gupta et al., 2024; Zhang et al., 2025). To improve the ability of RAG systems to answer complex queries, recent work has introduced graphs into RAG (Edge et al., 2024; Guo et al., 2024).

Within graph-based RAG systems, the dominant retrieval paradigm remains a *retrieve-then-reason pattern*, where context is first retrieved using graph-based algorithms and then used to generate a response (Peng et al., 2024; Wang & Shi, 2025). These retrieval algorithms rely on predefined heuristics that cannot adapt to the query-specific logic required to answer complex queries (Yu et al., 2026; Peng et al., 2024; Wang & Shi, 2025). This introduces two failure modes: (1) heuristic-driven traversal may inject noise into the context window with irrelevant nodes and relationships, hindering the model’s ability to reason over retrieved information, or (2) it may fail to recover relevant information altogether (Han et al., 2026). These failure modes are especially pronounced for multi-hop queries, where the relevant reasoning path is query-dependent.

In this work, we propose DOTRAG, a training-free GraphRAG framework that reasons during retrieval. Instead of treating retrieval as a static preprocessing step, DOTRAG formulates retrieval as a goal-constrained path-finding process, where the selection of relevant context is achieved by satisfying query-conditioned constraints over relational paths. By generating these constraints and exploring the graph during retrieval, the system adaptively guides the search toward relevant evidence while pruning irrelevant regions.

To make this path-based retrieval tractable, we introduce a structured retrieval unit referred to as the **DOT (Division of Thought)**. A DOT consists of (i) **anchor nodes**, (ii) **a constrained subgraph around them**, and (iii) **query-conditioned rules that govern which paths are explored and retained**. Each DOT independently explores a constrained region of the graph under query-specific criteria, allowing efficient and structured multi-hop reasoning without explicit step-by-step reasoning chains.

We find that DOTRAG achieves state-of-the-art performance on standard RAG benchmarks including MetaQA (Zhang et al., 2018) and UltraDomain Qian et al. (2024), with consistent gains on multi-hop tasks.

In summary, our contributions are:

- **Reasoning-as-Retrieval for GraphRAG.** We introduce DotRAG, a training-free GraphRAG pipeline that integrates structured reasoning directly into retrieval. By formulating retrieval as a goal-constrained path-finding process, DotRAG departs from the conventional retrieve-then-reason paradigm and enables adaptive, query-specific multi-hop exploration.
- **Division of Thought (DOT) Retrieval Framework.** We propose DOTs, independent retrieval workspaces defined by anchor nodes, constrained subgraphs, and LLM-generated criteria for path selection. DOTs enable parallel, constraint-guided exploration while enforcing a connect-to-the-dot invariant, ensuring that retrieved evidence remains structurally grounded.
- **Localized Semantic Retrieval.** We replace global semantic search with retrieval over DOT-defined search spaces, where entity and relation embeddings are dynamically organized into temporary, DOT-scoped vector stores. This reduces interference from globally dominant but query-irrelevant concepts.
- **Strong Empirical Performance.** DotRAG achieves state-of-the-art results on two GraphRAG benchmarks, MetaQA and UltraDomain, with particularly strong gains on multi-hop reasoning tasks, demonstrating both effectiveness and generalization.

2 Related Work

Graph-based RAG methods augment retrieval by incorporating structured relational information. Prior work can be broadly categorized into three paradigms based on how reasoning interacts with retrieval: **retrieve-then-reason**, **reason-around-retrieval**, and **reasoning-in-retrieval**. Retrieve-then-reason approaches apply reasoning after retrieval, operating over a retrieved subgraph. Reason-around-retrieval approaches wrap reasoning around a fixed retrieval module to improve what is retrieved, without modifying retrieval itself. In contrast, reasoning-in-retrieval integrates reasoning directly into the retrieval process itself, enabling adaptive, fine-grained decisions over nodes and edges during graph traversal, while typically relying on sequential decision policies during exploration.

Early systems such as GraphRAG (Edge et al., 2024), LightRAG (Guo et al., 2024), and prior graph-based RAG approaches (Wu et al., 2024; Luo et al., 2025) follow the **retrieve-then-reason** paradigm. LightRAG reduces the computation cost of GraphRAG; however, subsequent work (Huang et al., 2025) shows that LightRAG fails to align local entity-level and global community-level knowledge, leading to fragmented reasoning. Addressing these limitations, PathRAG (Chen et al., 2025) argues that naive expansion introduces redundancy and instead extracts salient relational paths through a flow-based pruning algorithm grounded in heuristics.

Reason-around-retrieval systems can be exemplified by ReAct-style agentic methods (Yao et al., 2022) and GraphRAG-R1 (Yu et al., 2026), which interleave reasoning with calls to a fixed retrieval module. An LLM reasons to generate queries, search plans, or other control signals that are passed to an external retriever, without modifying the retrieval mechanism itself, and then reasons again over the returned results (Liang et al., 2025; Tan et al., 2026; Singh et al., 2025; Asai et al., 2023; Kashmira et al., 2025; Ni et al., 2025). In contrast, DOTRAG does not rely on external search tools or retrievers; it is itself a retrieval algorithm in which LLM reasoning directly governs traversal over the graph structure, rather than interacting with a fixed retrieval module.

Lastly, emerging approaches have begun integrating **reasoning-in-retrieval**. HopRAG (Liu et al., 2025) and RoE (Han et al., 2026) both perform step-by-step graph-level reasoning by allowing the LLM to select nodes or edges during multi-hop exploration. As a result, the paths in these methods are tightly coupled to the underlying traversal process—either emerging

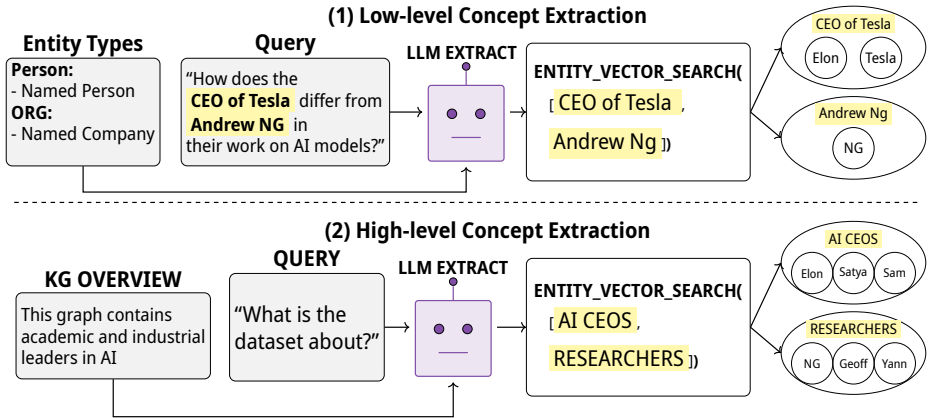


Figure 1: Neighborhood Selection Function. DotRAG grounds queries to regions of the knowledge graph via two alternative concept extraction modes. Low-level extraction uses the **query and entity types in the graph schema** to identify entity-aligned text spans, which are mapped to high-similarity nodes (e.g., “CEO of Tesla” → Elon, Tesla). High-level extraction uses **the query and a global graph description** to infer coarse-grained concepts for corpus-level queries, retrieving clusters of semantically similar nodes.

implicitly as traversal traces (HopRAG) or being incrementally constructed through sequential decisions (RoE), rather than being retrieved as standalone objects. RoE additionally requires training on gold reasoning paths. DOTRAG fits within this class of RAG methods but differs in key ways: it is training-free, and instead of making sequential hop-level decisions, it evaluates complete relational paths as first-class objects under query-conditioned acceptance criteria. This enables the system to retrieve paths based on their relevance to the query, rather than returning paths as byproducts of traversal.

3 Method

In this section, we introduce DOTRAG, a reasoning-augmented path retrieval framework for GraphRAG. DOTRAG proceeds in four stages: (1) selecting entry regions (**neighborhood selection**), (2) constructing constrained subgraphs (**neighborhood construction**), (3) searching for relational paths (**neighborhood search**), and (4) aggregating the discovered paths for final answer generation (**path aggregation**). An overview of the algorithm is presented in Algorithm B.1. Additionally, both the prompts used at each stage and a comprehensive visualization of the full pipeline are provided in the Appendix.

Graph-Structured Indexing. Following the graph construction pipeline of (Guo et al., 2024; Chen et al., 2025), we construct a graph-structured index $G = (\mathcal{E}, \mathcal{R})$, where \mathcal{E} denotes entities extracted from the corpus and \mathcal{R} denotes relations between them. Each entity is associated with a type, a textual description, and linked source text chunks, while each relation is associated with a textual description and keywords. These attributes are embedded and indexed in a vector store for retrieval.

Problem Formulation. Given a corpus \mathcal{D}_c , its associated entity–relation graph G , and a query q , the goal is to retrieve relevant relational paths from G along with their supporting text from \mathcal{D}_c for answer generation. We assume access to user-provided schema metadata, including a natural language description of the graph δ that captures the database’s purpose, as well as definitions for each entity type. We represent the entity types as $\mathcal{O} = \{(t_i, \text{def}_i)\}$, where t_i denotes an entity type and def_i its definition.

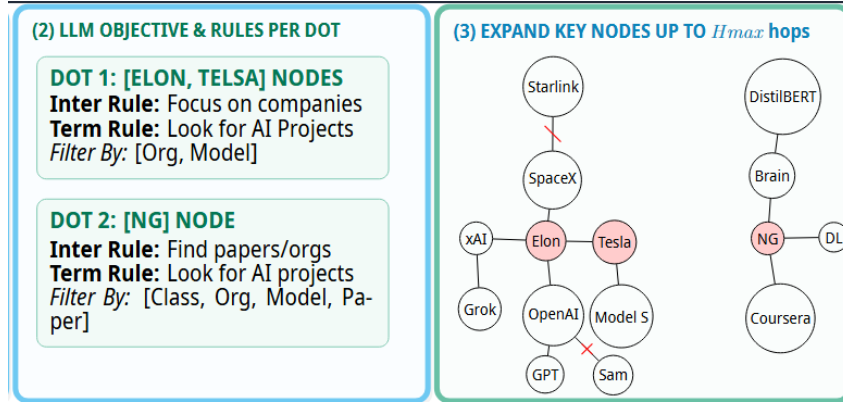


Figure 2: The LLM jointly generates (i) filters to prune the search space preemptively and (ii) intermediate/terminal constraints. The graph is then expanded up to h_{\max} hops, restricted to the filtered nodes. The intermediate and terminal constraints are for a later step that occurs after the search space is fully expanded.

3.1 Neighborhood Selection

To initiate graph search for a query q , the LLM identifies relevant regions using signals from the query and graph metadata. As shown in Figure 1, this phase extracts a set of low-level concepts denoted as $\mathcal{L} = \{l_i\}$ and a set of high-level concepts denoted as $\mathcal{H} = \{h_j\}$. The low-level concept set refers to specific spans in the query that may correspond to nodes in the graph, where the LLM reads the entity type definitions $\mathcal{O} = \{(t_i, \text{def}_i)\}$ to guide its extraction. For each extracted span, the LLM additionally produces a short natural language description of what it believes the span refers to, providing an explicit semantic interpretation of the concept to produce a high-quality query embedding. The high-level concept set is used for more abstract queries with no clear entities, where the LLM instead reads the graph description δ to infer coarse-grained concepts. After extraction, the LLM selects either \mathcal{L} if the query is precise enough to be routed to a small set of named entities, or $\mathcal{L} \cup \mathcal{H}$ if the query is more abstract and requires global summarization. We denote the accepted set of concepts as \mathcal{C} . For each $c_i \in \mathcal{C}$, we perform an embedding similarity search over the graph’s node embeddings using a similarity function. For low-level concepts, we retrieve nodes satisfying $\text{sim}(c_i, \mathcal{E}) \geq \tau$, where τ is a similarity threshold, while for high-level concepts, we retrieve the top- k most similar nodes according to $\text{sim}(c_i, \mathcal{E})$. The retrieved nodes define a mapping $c_i \rightarrow \mathcal{S}_i$, where each concept acts as a key and its associated source nodes as values (e.g. “CEO of Tesla” \rightarrow Elon, Tesla) analogous to a key–value dictionary, grounding each concept to a set of anchor nodes from which a neighborhood will be constructed in the following stage.

3.2 Neighborhood Construction

As shown in Figure 2, this phase constructs a neighborhood around each concept’s anchor nodes and defines the query-specific criteria that will govern how it is searched. Using the concept map—which associates each extracted concept with a set of source nodes—we instantiate an independent retrieval unit called a **Division of Thought (DOT)**. A DOT defines a localized reasoning workspace, consisting of (i) **an extracted concept’s mapped source nodes**, (ii) **a constrained search region anchored around these nodes**, and (iii) **an LLM-defined path acceptance criterion that guides how the graph is traversed**.

Given a concept and its associated nodes \mathcal{S}_i , the LLM L generates reasoning heuristics $(r_{\text{int}}^{(i)}, r_{\text{term}}^{(i)}, \mathcal{O}_q^{(i)})$, where $r_{\text{int}}^{(i)}$ specifies meaningful intermediate evidence and $r_{\text{term}}^{(i)}$ defines what satisfies the query. Additionally, this phase produces a set of entity types $\mathcal{O}_q^{(i)}$ that immediately prune any nodes in the neighborhood not of these types. DotRAG then

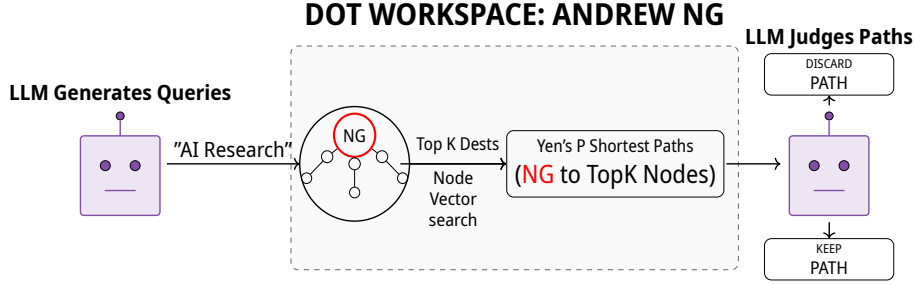


Figure 3: Neighborhood Search (1 Iteration): Given a DOT, the LLM issues a specialized query to its constrained search region (treated as a local vector store) to retrieve the top-K candidate nodes via embeddings. For each retrieved node, we compute top-P shortest paths from each root node to its candidates (e.g. path from NG to each retrieved node). An LLM judge then determines the resulting paths included in the final context based on intermediate and terminal rules, providing a binary decision to keep or discard each discovered path.

expands the set of source nodes up to a user-specified h_{\max} hops, which establishes the admissible search space for the core reasoning-augmented retrieval loop. **From this filtered subgraph, we gather the associated entity and relation embeddings and dynamically allocate them within the DOT as a temporary, localized vector store—a capability that, to our knowledge, is not supported by existing RAG methods.** This enables subsequent retrieval steps to perform semantic search within a constrained, query-relevant region of the graph, rather than over the global embedding space.

3.3 Neighborhood Search

The goal of neighborhood search is to discover relational paths within a DOT workspace that connect its source nodes \mathcal{S}_i to information that satisfies the user’s query. The workspace is constructed as a subgraph G_i centered on \mathcal{S}_i , ensuring that all candidate paths remain grounded in the source nodes.

Within a DOT workspace, DOTRAG performs an iterative search over G_i guided by the LLM. Rather than examining each node hop-by-hop, the LLM issues natural language queries that are embedded and used to retrieve semantically similar nodes in G_i . At each iteration t , a query q_t retrieves $V_t = \text{Top-}k\{v \in G_i \mid \text{sim}(\phi(q_t), \phi(v))\}$. For each retrieved node $v \in V_t$, the algorithm treats v as a candidate destination and constructs relational paths from v back to the source nodes \mathcal{S}_i within G_i , producing a set of candidate paths \mathcal{P}_t with Yen’s shortest loopless paths algorithm (Yen, 1971). Each path is represented as a sequence of entities (e.g., $[\mathcal{E}_i, \mathcal{E}_{i+1}, \mathcal{E}_{i+2}]$, where $\mathcal{E}_i \in \mathcal{S}_i$).

We apply a pruning step to control the number of candidate paths considered in each iteration. Specifically, we impose a cap C on the maximum number of paths that can be retained per round. When $|\mathcal{P}_t| > C$, paths are ranked based on the semantic similarity of their corresponding destination nodes $v \in V_t$, i.e., $\text{sim}(\phi(q_t), \phi(v))$. We retain only the top- C paths induced by the highest-scoring nodes and discard the rest.

For each surviving path, we transform it into natural language text by iterating over consecutive entity pairs $[\mathcal{E}_i, \mathcal{E}_{i+1}]$, retrieving their corresponding relation descriptions from the database, and concatenating these descriptions into a coherent sequence. Then, the LLM evaluates each candidate path using the DOT-specific path acceptance criteria $(r_{\text{int}}^{(i)}, r_{\text{term}}^{(i)})$, classifying each path as irrelevant, partial, or complete. Irrelevant paths are discarded, while partial and complete paths are retained as valid reasoning trajectories. Additionally, paths that are prefixes of already selected paths are filtered out (e.g., a path $a \rightarrow b$ is discarded if a longer path $a \rightarrow b \rightarrow c$ has already been selected), and previously evaluated nodes are excluded from subsequent retrieval steps.

The retained paths inform subsequent retrieval by prompting the LLM to generate follow-up queries conditioned on partial reasoning trajectories. These queries are de-duplicated and used to retrieve additional candidate nodes via embedding-based similarity. If no such suggestions are produced, a fallback exploration query is issued to ensure continued progress. By conditioning each iteration’s queries on partial paths discovered so far, the search progressively steers toward query-relevant evidence without following a fixed traversal order. This process repeats for a fixed number of iterations T_{\max} , after which the function outputs the set of accepted relational paths \mathcal{P}_i , each grounded in the source nodes S_i .

3.4 Path Aggregation

After relational paths are discovered for each DOT, we aggregate them as $\mathcal{P} = \cup_i \mathcal{P}_{D_i}$, retrieve textual chunks grounded in entities along these paths from \mathcal{D}_c , rank them by similarity to q , and provide both the paths and top-ranked chunks to L to generate the final answer a .

4 Evaluation

We conduct empirical evaluations on benchmark datasets to assess the effectiveness of the proposed DotRAG framework by addressing the following research questions: (RQ1) How does DotRAG perform in terms of retrieval and downstream generation quality on carefully designed multi-hop questions over a fixed knowledge graph? (RQ2) How does DotRAG perform when applied to graphs constructed from unstructured corpora under multi-hop queries, reflecting real-world GraphRAG usage? (RQ3) How sensitive is DotRAG to key hyperparameters, such as the number of iterations and hop limit?

Experimental Settings. To evaluate the effectiveness of DotRAG, we conduct experiments on the MetaQA benchmark (Zhang et al., 2018) and the UltraDomain benchmark (Qian et al., 2024), corresponding to controlled and real-world GraphRAG settings, respectively. MetaQA is a structured knowledge graph benchmark with a fixed graph and ground-truth answers, enabling controlled evaluation of multi-hop reasoning over carefully designed queries. In contrast, UltraDomain consists of unstructured corpora, requiring the construction of a graph from raw text and reflecting typical deployment scenarios for GraphRAG systems. For MetaQA, we consider the 1-hop, 2-hop, and 3-hop settings, while for UltraDomain we evaluate on the CS and Mixed datasets. To avoid conflating performance differences with variations in graph construction quality, we evaluate against representative GraphRAG baselines that are directly compatible with DotRAG’s graph, ensuring that comparisons isolate differences in retrieval strategy. We compare DotRAG against PathRAG, LightRAG, and Traditional RAG. Detailed descriptions of baselines, datasets, question construction, and evaluation settings are provided in the appendix.

	MetaQA									UltraDomain					
	PathRAG			LightRAG			TradRAG			PathRAG		LightRAG		TradRAG	
	1 hop	2 hop	3 hop	1 hop	2 hop	3 hop	1 hop	2 hop	3 hop	CS	Mixed	CS	Mixed	CS	Mixed
Compreh.	45%	66%	75%	81%	81%	89%	76%	86%	88%	52%	70%	86%	86%	81%	79%
Logicity	49%	67%	74%	84%	76%	85%	78%	81%	85%	46%	70%	82%	83%	79%	78%
Relevance	64%	71%	75%	74%	72%	81%	73%	78%	84%	42%	66%	69%	75%	71%	74%
Coherence	46%	62%	72%	83%	74%	84%	77%	80%	85%	35%	65%	74%	80%	74%	78%
Overall	49%	65%	74%	84%	75%	85%	78%	81%	85%	46%	70%	82%	83%	79%	78%

Table 1: Generation quality represented by DOTRAG’s win rate against existing methods. Green indicates that DOTRAG outperforms the compared method. We observe that DOTRAG consistently achieves higher win rates across the evaluated settings.

	Recall			Precision			F1		
	1 hop	2 hop	3 hop	1 hop	2 hop	3 hop	1 hop	2 hop	3 hop
DotRAG	94.91	91.90	55.31	4.07	4.99	4.96	7.48	8.55	8.24
PathRAG	94.20	81.22	44.23	1.91	3.55	1.75	3.69	6.23	3.22
LightRAG	98.86	86.59	51.88	1.39	2.40	1.58	2.71	4.37	2.97
TradRAG	92.87	47.71	33.04	5.53	3.80	3.15	10.24	6.60	5.11

Table 2: Retrieval quality across baselines on MetaQA. Green indicates best performing method, while red indicates weakest performing baseline.

4.1 (RQ1) How does DotRAG perform in terms of retrieval and downstream generation quality on carefully designed multi-hop questions over a fixed knowledge graph?

To examine the effectiveness of DotRAG on multi-hop reasoning across increasing levels of complexity on a fixed knowledge graph, we evaluate on the MetaQA benchmark. We compare the retrieved nodes from each method against ground-truth nodes for each question and report precision, recall, and F1 scores computed on a per-question basis and averaged across the dataset. In addition, we assess downstream generation quality using LLM-as-a-judge evaluation with head-to-head comparisons across five dimensions: Comprehensiveness, Logicity, Relevance, Coherence, and Overall.

Retrieval Performance. The results are presented in Table 2. DotRAG achieves the highest F1 scores across 2-hop and 3-hop settings, indicating a superior balance between precision and recall compared to existing methods in multi-hop settings. At 1-hop, TradRAG achieves the highest F1, while DotRAG remains competitive. This behavior may be influenced by how our evaluation preprocesses the MetaQA dataset, where retrieving a relevant chunk can expose multiple associated entities, potentially benefiting methods like TradRAG in simpler 1-hop settings. Moreover, DotRAG maintains high recall as reasoning complexity increases, achieving the strongest recall among methods in multi-hop settings. In contrast, baseline methods exhibit a sharp decline in performance with increasing hop count, highlighting the limitations of heuristic-based retrieval strategies.

Generation Performance. The results are presented in Table 1. DotRAG consistently achieves higher win rates across all evaluation dimensions on MetaQA. The gains are especially pronounced on multi-hop questions, where DotRAG outperforms baseline methods. Notably, on simpler 1-hop questions, DotRAG performs similarly to PathRAG, suggesting that performance differences become more apparent as reasoning complexity increases.

Analysis. We observe that LightRAG, despite achieving consistently high recall, suffers from substantially lower precision, leading to reduced overall F1. This imbalance is also reflected in generation performance, where LightRAG consistently underperforms against DotRAG across all evaluation dimensions. These findings suggest that retrieving significant irrelevant context can negatively impact the quality of generated responses. Overall, this highlights the importance of controlled retrieval and effective pruning mechanisms.

4.2 (RQ2) How does DotRAG perform when applied to graphs constructed from unstructured corpora under multi-hop queries, reflecting real-world GraphRAG usage?

To evaluate DotRAG in a realistic setting, we conduct experiments on the UltraDomain benchmark, where the graph is constructed from unstructured text. We evaluate on the CS and Mixed datasets. Due to the absence of ground-truth annotations for retrieved entities, this evaluation is restricted to downstream generation quality. We use the same evaluation protocol as in RQ1. To construct multi-hop queries, we randomly sample paths from the graph and prompt an LLM to generate corresponding multi-hop bridge questions.

Generation Performance. The results are presented in Table 1. DotRAG consistently outperforms LightRAG and Traditional RAG across all evaluation dimensions on both datasets. Against PathRAG, DotRAG achieves near parity on the CS dataset and clear improvements on the Mixed dataset.

Analysis. The near parity between DotRAG and PathRAG on the CS dataset suggests that not all generated queries require true multi-hop reasoning. In some cases, the sampled paths may include redundant or unnecessary intermediate nodes, resulting in questions that can be answered without explicit multi-hop retrieval. One possible explanation for the lower coherence observed for DotRAG relative to PathRAG is that DotRAG attempts to incorporate full path information into its responses; when intermediate nodes are less relevant, this may introduce unnecessary context and reduce coherence. This observation is consistent with the strong performance of simpler methods on 1-hop settings in MetaQA. In contrast, the Mixed dataset, which comprises a broader and more diverse collection of literary, biographical, and philosophical texts spanning multiple disciplines, appears to induce more complex queries that benefit from structured multi-hop reasoning. In this setting, DotRAG demonstrates clear advantages, indicating that its iterative reasoning and controlled retrieval are particularly beneficial when multi-hop dependencies are essential. Overall, these results suggest that the effectiveness of reasoning-based retrieval methods depends on the inherent complexity of the query and the structure of the underlying graph.

4.3 (RQ3) How sensitive is DotRAG to key hyperparameters, such as the number of iterations and hop limit?

	1Iter-DotRAG			6Iter-DotRAG			1Hop-DotRAG			10Hop-DotRAG		
	1-hop	2-hop	3-hop	1-hop	2-hop	3-hop	1-hop	2-hop	3-hop	1-hop	2-hop	3-hop
Compreh.	48%	52%	68%	49%	44%	51%	54%	73%	58%	69%	54%	51%
Logicality	48%	54%	67%	49%	50%	51%	56%	70%	54%	69%	54%	51%
Relevance	48%	56%	69%	47%	55%	50%	62%	70%	51%	56%	52%	51%
Coherence	46%	54%	66%	48%	50%	51%	59%	70%	52%	61%	53%	51%
Overall Winrate	46%	55%	67%	52%	49%	51%	56%	69%	53%	69%	54%	51%

Table 3: Generation quality measured by the win rate of the default DOTRAG configuration against alternative configurations on MetaQA. The default setting uses 3 iterations and 3 hops. Green indicates that DOTRAG outperforms the compared configuration. Overall, the default configuration consistently achieves higher win rates across the evaluated settings.

	Recall			Precision			F1		
	1 hop	2 hop	3 hop	1 hop	2 hop	3 hop	1 hop	2 hop	3 hop
1Iter-DotRAG	94.17	82.78	39.79	5.13	5.14	4.13	9.17	8.41	6.52
6Iter-DotRAG	93.23	91.25	54.76	3.77	5.46	5.28	7.02	8.84	8.32
1Hop-DotRAG	80.00	44.22	34.82	3.75	5.45	3.57	7.02	8.57	6.04
10Hop-DotRAG	94.59	84.82	56.40	2.80	3.53	3.92	5.24	6.12	6.33

Table 4: Retrieval quality across alternative configurations of DotRAG on MetaQA. Green indicates best performing method, while red indicates weakest performing baseline.

To assess the sensitivity of DotRAG to key hyperparameters, we vary the number of reasoning iterations and the maximum hop expansion during subgraph construction. The default configuration uses 3 iterations and a maximum of 3 hops. We compare retrieval quality on MetaQA using precision, recall, and F1, as well as downstream generation quality using the same evaluation protocol as in RQ1.

Effect of Iterations. The results are presented in Table 3 and Table 4. Increasing the number of iterations improves recall, particularly for higher-hop queries, as seen in the comparison between 1Iter-DotRAG and 6Iter-DotRAG. Against our default configuration, the generation quality of 1Iter-DotRAG outperforms our baseline on 1-hop questions. However, as reasoning complexity increases, the generation quality of 1-Iter-DotRAG noticeably worsens. In contrast, 6Iter-DotRAG shows mixed performance across hop settings, suggesting that beyond a certain point, additional iterations do not consistently improve the final answer’s quality.

Effect of Hop Expansion. The results are presented in Table 3 and Table 4. Restricting the hop expansion (1Hop-DotRAG) significantly reduces recall. Conversely, allowing excessive hop expansion (10Hop-DotRAG) increases recall but substantially reduces precision, indicating that larger subgraphs introduce irrelevant or distracting information. These findings highlight that both under-expansion and over-expansion are detrimental. Interestingly, despite its lower recall, 1Hop-DotRAG achieves competitive generation performance on 1-hop and 3-hop queries, but performs worse on 2-hop queries. Additionally, 10 hops noticeably degrades generation performance on 1-hop queries compared to the default setting, suggesting that excessive hop expansion may introduce unnecessary context for simpler queries.

Analysis. Overall, the default configuration (3 iterations, 3 hops) achieves the best balance between recall and precision, resulting in the strongest generation performance. These results highlight a key tradeoff in graph-based retrieval: increasing coverage through additional reasoning steps or expanded neighborhoods can improve recall but often introduces noise. Effective multi-hop retrieval therefore requires controlled expansion and bounded reasoning to maintain high-quality context for generation.

5 Conclusion

We introduced DotRAG, a GraphRAG framework designed to support complex multi-hop queries by adapting its traversal strategy to the query through reasoning. By introducing Division of Thought (DOT) to constrain the search space and performing iterative path-based reasoning during retrieval, DotRAG dynamically guides graph exploration toward query-relevant relational paths while limiting the accumulation of irrelevant context. This design represents a fundamental shift in GraphRAG systems, moving away from a static retrieve-then-reason pipeline toward reasoning-guided and query-adaptive retrieval. Together, these findings demonstrate that reasoning-guided, query-adaptive retrieval is critical for effectively supporting complex multi-hop queries in GraphRAG systems.

References

- Akari Asai, Zhen Wu, Yizhong Wang, Avirup Sil, and Hannaneh Hajishirzi. Self-rag: Learning to retrieve, generate, and critique through self-reflection. arXiv preprint arXiv:2310.11511, 2023. URL <https://arxiv.org/abs/2310.11511>.
- Boyu Chen, Zirui Guo, Zidan Yang, Yuluo Chen, Junze Chen, Zhenghao Liu, Chuan Shi, and Cheng Yang. Pathrag: Pruning graph-based retrieval augmented generation with relational paths. arXiv preprint arXiv:2502.14902, 2025.
- Darren Edge, Ha Trinh, Newman Cheng, Joshua Bradley, Alex Chao, Apurva Mody, Steven Truitt, Dasha Metropolitanaky, Robert Osazuwa Ness, and Jonathan Larson. From Local to Global: A Graph RAG Approach to Query-Focused Summarization. arXiv e-prints, art. arXiv:2404.16130, April 2024. doi: 10.48550/arXiv.2404.16130.
- Sander Es, Jack James, Luis Espinosa-Anke, and Steven Schockaert. Ragas: Automated evaluation of retrieval augmented generation. arXiv preprint arXiv:2309.15217, 2023. URL <https://arxiv.org/abs/2309.15217>.
- Zirui Guo, Lianghao Xia, Yanhua Yu, Tu Ao, and Chao Huang. Lightrag: Simple and fast retrieval-augmented generation. CoRR, abs/2410.05779, 2024. URL <https://doi.org/10.48550/arXiv.2410.05779>.
- Shubham Gupta, Rishabh Ranjan, and S. N. Singh. A comprehensive survey of retrieval-augmented generation (rag): Evolution, current landscape and future directions. arXiv preprint arXiv:2410.12837, 2024. URL <https://arxiv.org/abs/2410.12837>.
- Bernal Jiménez Gutiérrez, Yiheng Shu, Yu Gu, Michihiro Yasunaga, and Yu Su. Hipporag: Neurobiologically inspired long-term memory for large language models. arXiv preprint arXiv:2405.14831, 2024.

- Haoyu Han, Kai Guo, Harry Shomer, Yu Wang, Yucheng Chu, Hang Li, Li Ma, and Jiliang Tang. Reasoning by exploration: A unified approach to retrieval and generation over graphs. In *Proceedings of the ACM Web Conference (WWW)*, 2026. doi: 10.1145/3774904.3792684. arXiv:2510.07484.
- Haoyu Huang, Yongfeng Huang, Junjie Yang, Zhenyu Pan, Yongqiang Chen, Kaili Ma, Hongzhi Chen, and James Cheng. Retrieval-augmented generation with hierarchical knowledge. *arXiv preprint arXiv:2503.10150*, 2025.
- Savini Kashmira, Jayanaka L. Dantanarayana, Krisztián Flautner, Lingjia Tang, and Jason Mars. Graphrunner: A multi-stage framework for efficient and accurate graph-based retrieval. *arXiv preprint arXiv:2507.08945*, 2025.
- Patrick Lewis, Ethan Perez, Aleksandra Piktus, Fabio Petroni, Vladimir Karpukhin, Naman Goyal, Heinrich Küttler, Mike Lewis, Wen-tau Yih, Tim Rocktäschel, et al. Retrieval-augmented generation for knowledge-intensive nlp tasks. *Advances in Neural Information Processing Systems*, 2020.
- Jintao Liang, Sugang, Huifeng Lin, You Wu, Rui Zhao, and Ziyue Li. Reasoning RAG via system 1 or system 2: A survey on reasoning agentic retrieval-augmented generation for industry challenges. In Kentaro Inui, Sakriani Sakti, Haofen Wang, Derek F. Wong, Pushpak Bhattacharyya, Biplab Banerjee, Asif Ekbal, Tanmoy Chakraborty, and Dhirendra Pratap Singh (eds.), *Proceedings of the 14th International Joint Conference on Natural Language Processing and the 4th Conference of the Asia-Pacific Chapter of the Association for Computational Linguistics*, pp. 1954–1966, Mumbai, India, December 2025. The Asian Federation of Natural Language Processing and The Association for Computational Linguistics. ISBN 979-8-89176-303-6. URL <https://aclanthology.org/2025.findings-ijcnlp.122/>.
- Hao Liu, Zhengren Wang, Xi Chen, Zhiyu Li, Feiyu Xiong, Qinhan Yu, and Wentao Zhang. Hoprag: Multi-hop reasoning for logic-aware retrieval-augmented generation. *arXiv preprint*, 2025.
- Linhao Luo, Zicheng Zhao, Gholamreza Haffari, Chen Gong, Dinh Phung, and Shirui Pan. Gfm-rag: Graph foundation model for retrieval augmented generation. *arXiv preprint arXiv:2502.01113*, 2025.
- Costas Mavromatis and George Karypis. Gnn-rag: Graph neural retrieval for large language model reasoning. *arXiv preprint arXiv:2405.20139*, 2024.
- Tengjun Ni, Xin Yuan, Shenghong Li, Kai Wu, Ren Ping Liu, Wei Ni, and Wenjie Zhang. Stepchain graphrag: Reasoning over knowledge graphs for multi-hop question answering. *arXiv preprint arXiv:2510.02827*, 2025.
- Boci Peng, Yun Zhu, Yongchao Liu, Xiaohe Bo, Haizhou Shi, Chuntao Hong, Yan Zhang, and Siliang Tang. Graph retrieval-augmented generation: A survey. *arXiv preprint arXiv:2408.08921*, 2024.
- Hongjin Qian, Peitian Zhang, Zheng Liu, Kelong Mao, and Zhicheng Dou. Memorag: Moving towards next-gen rag via memory-inspired knowledge discovery. *arXiv preprint arXiv:2409.05591*, 2024. URL <https://arxiv.org/abs/2409.05591>.
- Aditi Singh, Abul Ehtesham, Saket Kumar, and Tala Talaei Khoei. Agentic retrieval-augmented generation: A survey on agentic rag. *arXiv preprint arXiv:2501.09136*, 2025. URL <https://arxiv.org/abs/2501.09136>.
- Zhiwen Tan, Jiaming Huang, Qintong Wu, Hongxuan Zhang, Chenyi Zhuang, and Jinjie Gu. Rag-r1: Incentivizing the search and reasoning capabilities of llms through multi-query parallelism. *arXiv preprint arXiv:2507.02962*, 2026.
- H. Wang and Y. Shi. Knowledge graph combined with retrieval-augmented generation for enhancing llms reasoning: A survey. *Academic Journal of Science and Technology*, 14(1): 227–235, 2025. doi: 10.54097/h21fky45.

- Junde Wu, Jiayuan Zhu, Yunli Qi, Jingkun Chen, Min Xu, Filippo Menolascina, and Vicente Grau. Medical graph rag: Towards safe medical large language model via graph retrieval-augmented generation. *arXiv preprint arXiv:2408.04187*, 2024.
- Shunyu Yao, Jeffrey Zhao, Dian Yu, Nan Du, Izhak Shafran, Karthik Narasimhan, and Yuan Cao. React: Synergizing reasoning and acting in language models. *arXiv preprint arXiv:2210.03629*, 2022.
- Jin Y. Yen. Finding the k shortest loopless paths in a network. *Management Science*, 17(11): 712–716, 1971. doi: 10.1287/mnsc.17.11.712.
- Chuanyue Yu, Kuo Zhao, Yuhan Li, Heng Chang, Mingjian Feng, Xiangzhe Jiang, Yufei Sun, Jia Li, Yuzhi Zhang, Jianxin Li, and Ziwei Zhang. Graphrag-r1: Graph retrieval-augmented generation with process-constrained reinforcement learning. In *Proceedings of the ACM Web Conference (WWW)*, 2026.
- Wei Zhang et al. Hallucination mitigation for retrieval-augmented large language models. *Mathematics*, 13(5):856, 2025. URL <https://www.mdpi.com/2227-7390/13/5/856>.
- Yuyu Zhang, Hanjun Dai, Zornitsa Kozareva, Alexander J Smola, and Le Song. Variational reasoning for question answering with knowledge graph. In *AAAI*, 2018.
- Lianmin Zheng, Wei-Lin Chiang, Ying Sheng, et al. Judging llm-as-a-judge with mt-bench and chatbot arena. *NeurIPS*, 2023.

A Appendix

In this section, we elaborate on the experimental settings, benchmarks, pre-processing steps, and prompt templates of the DOTRAG framework. Additionally, we describe in greater depth the evaluation criteria used to assess DotRAG’s performance against baseline methods.

A.1 Experimental Settings

Backbone Models. Following prior work such as (Edge et al., 2024), (Guo et al., 2024), and (Chen et al., 2025), we adopt GPT-4o-mini as the backbone model across all methods to ensure a fair comparison. For generation quality evaluation, we employ GPT-4.1 as the LLM-as-a-judge, improving reliability in line with prior findings that stronger judge models produce more stable and human-aligned assessments (Zheng et al., 2023).

Generation Quality. Building on prior work such as (Edge et al., 2024), (Guo et al., 2024), and (Chen et al., 2025), we evaluate generation quality using an LLM-as-a-judge framework. Specifically, for each query, we conduct pairwise comparisons between model outputs, where a strong LLM is prompted to determine which response is superior across multiple dimensions. To mitigate positional bias, the order of responses is randomized, and performance is reported as the average win rate across all comparisons. This protocol enables scalable and consistent evaluation of open-ended generation quality without requiring human annotation.

Generation Quality Metrics. In our generation quality evaluation, we compare answers across four dimensions: **Comprehensiveness**, **Logicity**, **Relevance**, and **Coherence**. **Comprehensiveness** measures how fully the generated answer covers the relevant information required to resolve the query. **Logicity** evaluates whether the reasoning presented in the answer is logically consistent and well-structured. **Relevance** assesses the extent to which the answer remains focused on the query, while **Coherence** measures how smoothly the components of the answer connect to form a unified response. We omit the **Diversity** metric used in prior work, as the multi-hop QA setting considered in this paper emphasizes precise reasoning over specific relational paths rather than open-ended generation, making diversity less indicative of answer quality. A higher win rate indicates superior performance

relative to the comparison model. Each evaluation is thus structured as a head-to-head comparison, where two model outputs are presented to the LLM judge, which then assigns a winner for each category and determines the winner for that round. We also alternate the presentation order of the two responses to minimize positional bias, and we report the average win rate across all comparisons.

Retrieval Quality. In addition to generation quality evaluation, we also conduct a retrieval quality evaluation. Since our work focuses on improving multi-hop retrieval, we directly measure recall, precision, and F1 score at the node level by comparing the retrieved nodes against ground truth evidence. To enable this analysis, we reverse engineered each baseline to expose the exact nodes and text chunks retrieved at each step of the pipeline. Such evaluations are not commonly reported in prior graph-based RAG work, as they require access to intermediate retrieval outputs that are typically not available without extensive engineering. Instead, many studies evaluate retrieval indirectly through downstream answer quality, using metrics such as Exact Match (EM) and F1 at the answer level (Gutiérrez et al., 2024; Liu et al., 2025; Mavromatis & Karypis, 2024; Ni et al., 2025). However, these evaluations conflate the quality of retrieved evidence with the LLM’s ability to interpret and generate responses from that evidence. In contrast, our setup isolates retrieval performance by leveraging datasets with known ground truth structures, enabling explicit measurement at the node level.

Retrieval Quality Metrics. To evaluate retrieval quality, we assume a set of queries, each associated with a ground-truth set of relevant entities. Let G denote the set of ground-truth entities and R the set of retrieved entities.

For each query, we compute recall, precision, and F1 score. Recall captures the proportion of relevant entities successfully retrieved:

$$\text{Recall} = \frac{|R \cap G|}{|G|}$$

Precision measures the proportion of retrieved entities that are correct:

$$\text{Precision} = \frac{|R \cap G|}{|R|}$$

The F1 score is the harmonic mean of precision and recall:

$$F1 = 2 \cdot \frac{\text{Precision} \cdot \text{Recall}}{\text{Precision} + \text{Recall}}$$

We compute these metrics independently for each query. Given a set of N queries, the final reported scores are obtained by averaging over all queries:

$$\text{Recall}_{\text{avg}} = \frac{1}{N} \sum_{i=1}^N \text{Recall}_i, \quad \text{Precision}_{\text{avg}} = \frac{1}{N} \sum_{i=1}^N \text{Precision}_i, \quad F1_{\text{avg}} = \frac{1}{N} \sum_{i=1}^N F1_i$$

This per-query evaluation followed by averaging ensures a balanced assessment across all queries.

Evaluation Size. To conduct a comprehensive evaluation of DotRAG, we use the 1-hop, 2-hop, and 3-hop subsets from MetaQA, along with two datasets from the UltraDomain benchmark. In total, our evaluation includes 900 MetaQA questions and 200 UltraDomain questions. For comparison, (Guo et al., 2024) evaluate 120 questions per dataset across four datasets (480 total), while (Chen et al., 2025) follow a similar protocol across six datasets (approximately 720 total). Prior work such as (Edge et al., 2024) uses 125 questions per dataset across two datasets (250 total). In contrast, our study evaluates a total of 1,100 questions, providing a substantially larger evaluation scale. This is consistent with prior RAG and GraphRAG work, where evaluation sets are typically limited in size due to the cost of LLM-based judgment and pairwise comparison protocols.

Baseline RAG systems. We evaluate our approach against the following baselines. We carefully select methods that can operate over the same underlying graph, text chunks, and embeddings, ensuring that all components are held constant except for the retrieval algorithm.

- **TradRAG (Lewis et al., 2020).** Traditional RAG that performs semantic similarity retrieval over text chunks. For consistency, we use the NaiveRAG implementation provided in the LightRAG pipeline.
- **LightRAG (Guo et al., 2024).** A graph-based RAG system that uses dual-level retrieval for low-level and high-level knowledge discovery.
- **PathRAG (Chen et al., 2025).** An extension of LightRAG that adds a flow-based pruning mechanism and extracts relational paths from the graph for retrieval.

DotRAG Settings. For our evaluation, DotRAG is configured with a hop limit of $h_{\max} = 3$ and a total of $t_{\max} = 3$ iterations. DotRAG utilizes graph schema metadata, where entity types O are directly obtained from the graph (e.g., PERSON, MOVIE, etc.). In the current implementation, users inspect these existing types and manually provide textual descriptions for each, along with a global graph description δ , to support low-level and high-level concept extraction. The graph description δ and entity type definitions used in our experiments are provided below for reproducibility.

- **MetaQA:**
 "A knowledge graph containing entities and relationships about movies, directors, actors, genres, and related information. It includes nodes representing movies, people (directors, actors), genres, and other relevant entities, along with edges that capture relationships such as 'directed by', 'acted in', 'belongs to genre', etc. The graph is designed to support complex queries about the movie domain, enabling retrieval of information based on various attributes and connections between entities."
Entity Types:
person: A person entity representing an individual involved in the film industry or creative work, such as actors, directors, producers, etc.
movie: A movie or creative work entity representing a film or motion picture.
theme: A theme entity representing overarching themes or motifs present in movies.
tag: A tag entity representing keywords or labels associated with movies.
genre: A genre entity representing the category or type of a movie, such as comedy, drama, horror, etc.
year: A year entity representing the year a movie was released.
language: A language entity representing the language in which a movie is produced or spoken.
- **UltraDomain-CS:**
 "This dataset is based on computer science textbooks and focuses on key areas of data science and software engineering, including machine learning, big data processing, recommender systems, classification algorithms, and real-time analytics using Spark."
Entity Types:
person: A fictional or non-fictional individual human.
organization: A group or institution of fictional or non-fictional people.
programming language: A general-purpose or domain-specific programming language and its language-level constructs or libraries, such as Python, Java, C++, or frameworks like Transformers in Python, excluding database query languages tied to database engines.
software application: A standalone end-user software program and its built-in commands, functions, or features, such as Microsoft Excel, Excel formulas, Bash commands, or VS Code extensions.
system: A database engine, operating system, backend service platform, or distributed infrastructure and its native query languages, commands, configuration elements, or internal components, such as SQL queries, PostgreSQL, Linux, or Hadoop.
computer networking: Networking protocols, architectures, or infrastructure concepts, such as TCP/IP or routers.
data structures & algorithms: Abstract data models or computational procedures, such as hash tables, Dijkstra's algorithm, or merge sort.

data science: Statistical or machine learning methods or model types, such as classification, regression, or neural networks.

location: A fictional or non-fictional geographic place.

living_entity: A fictional or non-fictional non-human living organism.

physical_object: A fictional or non-fictional tangible physical item.

event: A fictional or non-fictional time-bound occurrence.

media: A fictional or non-fictional creative or informational work such as a book, movie, or article.

policy: A fictional or non-fictional law, regulation, or formal governance framework.

unsure: Use this if you cannot confidently place it in any of the above.

- **UltraDomain-Mixed:**

“This dataset is based on a collection of literary, biographical, and philosophical texts, spanning cultural, historical, and philosophical studies.”

Entity Types:

person: A fictional or non-fictional individual human.

organization: A group or institution of fictional or non-fictional people.

location: A fictional or non-fictional geographic place.

living_entity: A fictional or non-fictional non-human living organism.

data Science: Related to Data Science.

event: A fictional or non-fictional time-bound occurrence.

WORK_OF_ART: A fictional or non-fictional creative or informational work such as a book, movie, game, or article.

unsure: Use this if you cannot confidently place it in any of the above.

A.2 MetaQA Benchmark Overview

MetaQA (Zhang et al., 2018). MetaQA contains a fixed movie-domain knowledge graph represented as relational triples (head entity, relation, tail entity), comprising more than 40,000 entities and 100,000 relations across 1-hop, 2-hop, and 3-hop datasets. Each question-answer pair provides a ground truth that specifies the root entity that initiates the path and the target entities that represent the correct endpoints in the knowledge graph. We subsample 300 questions at each hop, totaling to 900 unique questions in our evaluation.

To adapt the MetaQA benchmark for conventional GraphRAG pipelines, we transform the knowledge graph into a synthetic textual corpus by generating text chunks, entity descriptions, and relationship descriptions using an LLM. We construct the graph using a slightly modified LightRAG pipeline that ingests our pre-generated chunks, entity descriptions, and relation descriptions. All baselines operate on the exact same graph and textual corpus, isolating differences in answer quality to the retrieval strategy.

A.3 MetaQA Preprocessing Pipeline

To address the lack of ground-truth retrieval labels in most GraphRAG evaluations, we adapted the MetaQA Benchmark into a fully textualized GraphRAG setting with explicit node-level supervision. This transformation is motivated by two primary limitations in current GraphRAG evaluation methodologies. First, to our knowledge, there are no existing multi-hop benchmarks for GraphRAG that provide natural language questions paired with verifiable ground-truth entities. Second, most current evaluations conflate the quality of the retrieval algorithm with the quality of the initial graph construction, as different methods ingest unstructured text to build disparate internal graphs. By using a fixed knowledge graph as the source for our textual corpus, we isolate retrieval performance from graph extraction quality, enabling a more controlled examination of multi-hop reasoning.

Our objective is to transform the original symbolic Knowledge Graph (KG) into a format compatible with textualized GraphRAG systems (e.g., LightRAG) while preserving the natural language questions and ground-truth answer nodes. To ensure consistency and enable automated validation, we enforce a structured formatting scheme: every mention of a central entity is enclosed in angular brackets (`<entity>`), and every mention of supporting entities is enclosed in square brackets (`[neighbor]`). This allows for direct verification of

graph neighborhood coverage within the generated corpus. The preprocessing pipeline proceeds in three distinct stages.

Stage 1: Synthetic Corpus Generation. We first define the local neighborhood $\mathcal{N}(e)$ for each entity $e \in \mathcal{E}$ as the set of all directly connected entities and relations. For each entity, we generate a synthetic text chunk using the prompt shown in Figure 5 that transforms $\mathcal{N}(e)$ into a coherent, Wikipedia-style article. The model is instructed to center the narrative on e while explicitly incorporating all supporting entities in $\mathcal{N}(e)$. To ensure high fidelity, we implement a verification loop: if the generated chunk fails to include any required entity from $\mathcal{N}(e)$ within the specified markup, the model is re-prompted until 100% coverage is achieved.

Stage 2: Canonical Entity Summarization. For each entity e , we generate a canonical description using the prompt shown in Figure 6, conditioned on the validated text chunk from Stage 1. The model first infers the entity type (e.g., *movie*, *person*, *genre*) and then produces a concise, self-contained description. This process synthesizes essential information while remaining strictly grounded in the Stage 1 text, yielding the normalized entity representations expected by GraphRAG indexing systems.

Stage 3: Relational Textualization. Finally, we generate relationship-level descriptions using the prompt shown in Figure 7, conditioned on the text chunks and their associated structured triplets (e, r, e') . For each relation, the model produces a concise natural language description capturing the directed connection between the source, relation, and target. These descriptions convert symbolic edges into uniform textual representations, completing the transformation of the KG into a fully textualized corpus suitable for GraphRAG retrieval.

Methodological Integrity. Throughout this pipeline, the original MetaQA questions remain unmodified. By maintaining the queries as a static control and fixing the underlying graph structure across all tested methods, we ensure that the evaluation accurately reflects a system’s ability to navigate and reason across a textualized graph, independent of its ability to parse unstructured data into a graph.

A.4 Extra Details on the Retrieval Quality Evaluation

The MetaQA benchmark categorizes its natural language questions into three distinct splits: 1-hop, 2-hop, and 3-hop. This hierarchical structure enables a granular measurement of how various GraphRAG architectures perform as reasoning complexity and path length increase. We leverage these splits to compute standard information retrieval metrics, specifically Recall, Precision, and the F1-score, providing an objective evaluation of retrieval quality that is often missing in GraphRAG benchmarks.

Ground Truth Mapping. In the original MetaQA dataset, each question is paired with an expected *start entity* (the entry point for the query) and a set of *ground-truth answer entities*. To evaluate retrieval, we compare the set of nodes retrieved by each RAG baseline against these gold-standard entities.

Chunk-to-Node Resolution. Because GraphRAG systems typically retrieve both text chunks and raw graph nodes, we implement a deterministic mapping function to resolve retrieved text back to its source entities. For every retrieved chunk, we use an entity-neighborhood mapping to identify the central entity e from which the chunk was synthetically generated. We then extract all entities $e' \in \mathcal{N}(e)$ mentioned within that chunk. The union of these entities constitutes the “retrieved nodes” used for metric calculation. This ensures that the evaluation is a fair comparison of the system’s ability to navigate the underlying graph structure via its textual representation.

Limitations. We acknowledge one primary limitation in this evaluation framework: while the benchmark provides explicit ground-truth for entities, it does not capture the specific intermediate *relations* necessary to form the reasoning chain. Instead, the ground truth only captures the starting node and endpoints. Future work may involve augmenting MetaQA’s ground truth with intermediate hop supervision to further refine the evaluation of multi-hop path traversal.

A.5 UltraDomain Benchmark

UltraDomain (Qian et al., 2024). To examine DotRAG’s ability to generalize to other domains, we selected two datasets from the UltraDomain benchmark. The UltraDomain data are derived from 428 college textbooks. From these, we select the CS dataset and Mix dataset, which contains questions spanning multiple domains. We construct the UltraDomain graph by using LightRAG to transform the unstructured corpus into a graph. To generate questions, we sample 20 three-hop paths from the graph and produce 5 multi-hop questions per path using the prompt provided in Figure 13, generating a total of 100 questions per dataset.

To evaluate the robustness of DotRAG on unstructured, out-of-distribution data, we utilize the UltraDomain benchmark. Unlike the structured nature of MetaQA, UltraDomain consists of a massive unstructured corpus sourced from 428 college textbooks across 18 distinct disciplines. We focus our experiments on two specific subsets: **Computer Science (CS)**, which emphasizes machine learning and real-time analytics, and **Mixed**, which spans literary, biographical, and philosophical studies.

For these domains, we utilize the LightRAG pipeline for automated graph construction. However, standard LLM-based extraction often suffers from entity proliferation—where near-identical concepts (e.g., “development plan” and “development plans”) are indexed as distinct nodes. This redundancy fragments the graph topology and degrades retrieval quality by splitting the connectivity of a single semantic concept across multiple nodes. To mitigate this, we implement a multi-stage refinement process.

Hybrid Entity Resolution. We first apply a coarse-grained semantic de-duplication strategy using greedy agglomerative clustering. We represent each entity e by its embedding vector \mathbf{v}_e and compute a global cosine similarity matrix $S_{i,j} = (\mathbf{v}_i \cdot \mathbf{v}_j) / (\|\mathbf{v}_i\| \|\mathbf{v}_j\|)$. Using a threshold of $\tau = 0.60$, we identify potential duplicate clusters. These clusters are then passed to an LLM expert curator (GPT-4o-mini) to determine which entries refer to the exact same real-world concept. When a merge is confirmed, we collapse the nodes into a canonical entity, appending their original descriptions and retaining the original labels as aliases to ensure no semantic information is lost.

Taxonomic Type Relabeling. Following consolidation, we perform a categorical relabeling pass to normalize entity types into a fixed schema. Because automated construction often generates redundant or inconsistent type labels, we map all entities to a predefined routing set \mathcal{R} that defines the canonical domain ontology. This classification is performed in asynchronous batches; for each batch, the LLM is provided with the entity labels, their consolidated descriptions, and the taxonomic definitions from \mathcal{R} . To ensure methodological rigor, we implement a validation check that enforces a 1 : 1 mapping between input entities and LLM decisions, re-prompting on any ID mismatch. This unified, de-duplicated, and typed entity space allows DotRAG to anchor and propagate through the graph without the interference of redundant or mislabeled nodes.

B Additional Algorithm Details About DotRAG

B.1 DotRAG Algorithm

Algorithm 1: DOTRAG Retrieval-Time Reasoning Framework

Input: Query q , LLM L , Knowledge graph $G = (\mathcal{E}, \mathcal{R})$, corpus \mathcal{D}_c , routing schema \mathcal{O} , graph description δ , hop limit h_{\max} , iteration limit T_{\max}

Output: Answer a

$\mathcal{D} \leftarrow \text{Dot}(q, L, G, \mathcal{O}, \delta);$

// Extract DOT entry regions

$\mathcal{P} \leftarrow \emptyset$

foreach $D_i \in \mathcal{D}$ **do**

$(r_{\text{int}}^{(i)}, r_{\text{term}}^{(i)}, \mathcal{O}_q^{(i)}) \leftarrow H(D_i, L, q, \mathcal{O}, \delta)$

$\mathcal{R}_q^{(i)} \leftarrow (r_{\text{int}}^{(i)}, r_{\text{term}}^{(i)})$

$G_{D_i} \leftarrow \text{Sub}(D_i, G, \mathcal{O}_q^{(i)}, h_{\max})$

$\mathcal{P}_{D_i} \leftarrow \text{NS}(q, L, G_{D_i}, \mathcal{R}_q^{(i)}, \mathcal{D}_c, T_{\max})$

$\mathcal{P} \leftarrow \mathcal{P} \cup \mathcal{P}_{D_i}$

$a \leftarrow F(q, L, \mathcal{D}_c, \mathcal{P});$

// Generate final answer

return a

B.1 summarizes the complete DOTRAG retrieval-time reasoning procedure. The algorithm first extracts DOT entry regions from the query and then processes each DOT independently. For each entry region, the system generates reasoning heuristics, constructs a DOT-induced subgraph, and performs an iterative neighborhood search to discover relational paths. The retrieved paths from all DOTs are then aggregated to produce the final answer.

B.2 Detailed Overview of the DotRAG Pipeline

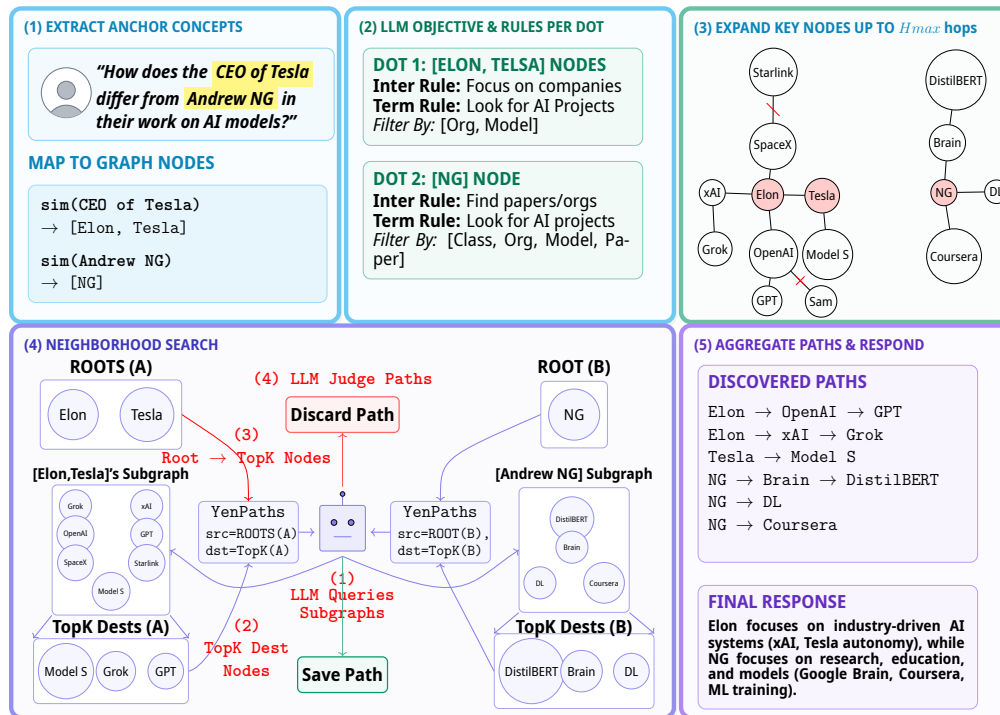


Figure 4: End-to-end overview of the DotRAG pipeline: The pipeline first extracts anchor concepts from the query and maps them to graph nodes (e.g., entities such as Elon/Tesla and Andrew Ng). It then defines dot-specific objectives and expansion rules, followed by multi-hop neighborhood expansion to retrieve relevant subgraphs. A bidirectional neighborhood search identifies candidate paths between anchors, which are filtered via LLM-based relevance judgments. Finally, the system aggregates discovered paths and generates a structured response grounded in the retrieved graph evidence.

B.3 MetaQA-GraphRAG Prompts

<Role> You are an assistant helping write Wikimedia articles on a fanwiki strictly about movies. Articles can be centered around a person, movie, year, genre, theme, or a tag. **</Role>**

<Objective>
 Your job is to write an article that will be shown to our users through our wiki centered around the topic: "{topic}".
 Additionally, you must incorporate connections from the topic {topic} to all {len(supporting)} supporting entities: {', '.join(supporting)} to ensure we cover all relevant information in the article.
 You may also include additional facts using web search to enhance the article and ensure it flows in a natural, cohesive manner.
</Objective>

<Central Topic Writing Guidelines>

- If it is a person, it should be a biography-style article.
- If it is a movie, it should be a synopsis-style article.
- If it is a year, genre, theme, or a tag, it should be an overview-style article.

</Central Topic Writing Guidelines>

<How the central topic relates to supporting entities>
 To help you write the article, here is a short JSON representation of how the central topic "{topic}" relates to each supporting entity. Do not mention that this is JSON in the article, just use it to inform your writing. The users cannot see this JSON, only you can.: {json.dumps(relationships_json, indent=2, ensure_ascii=False)}
</How the central topic relates to supporting entities>

<Length Guidelines> - Aim for at least 300-500 words.

- Use multiple paragraphs to improve readability.
- Ensure each supporting entity is mentioned at least once in the article.

</Length Guidelines>

<Important Notes>>

- Do not mention that you are an AI model or that this article was generated by AI.
- Use a neutral and informative tone, similar to Wikipedia articles.
- Ensure factual accuracy based on the relationships provided.
- For each mention of the central entity, surround in angular brackets like this: <{topic}>.
- For each mention of a supporting entity, surround in square brackets like this: [{supporting[0]}] . - The angular and square brackets are important for our system to verify you included all entities.

</Important Notes>

Prompt Parameters:
Topic: {topic}
Supporting: {supporting}

CHUNK CONSTRUCT PROMPT

Figure 5: STAGE 1: Prompt template used to convert MetaQA knowledge graph triplets into synthetic text chunks for GraphRAG pipelines. For each target entity, the prompt aggregates its immediate neighborhood from the graph (i.e., directly connected entities and relations) and instructs the model to generate a coherent Wikipedia-style article centered on the topic. The template enforces that all supporting entities from this local neighborhood are explicitly included, ensuring faithful coverage of the underlying triplets. Additional constraints on tone, structure, formatting (e.g., bracketed entity mentions), and length promote consistency and make the resulting text suitable for retrieval-based pipelines.

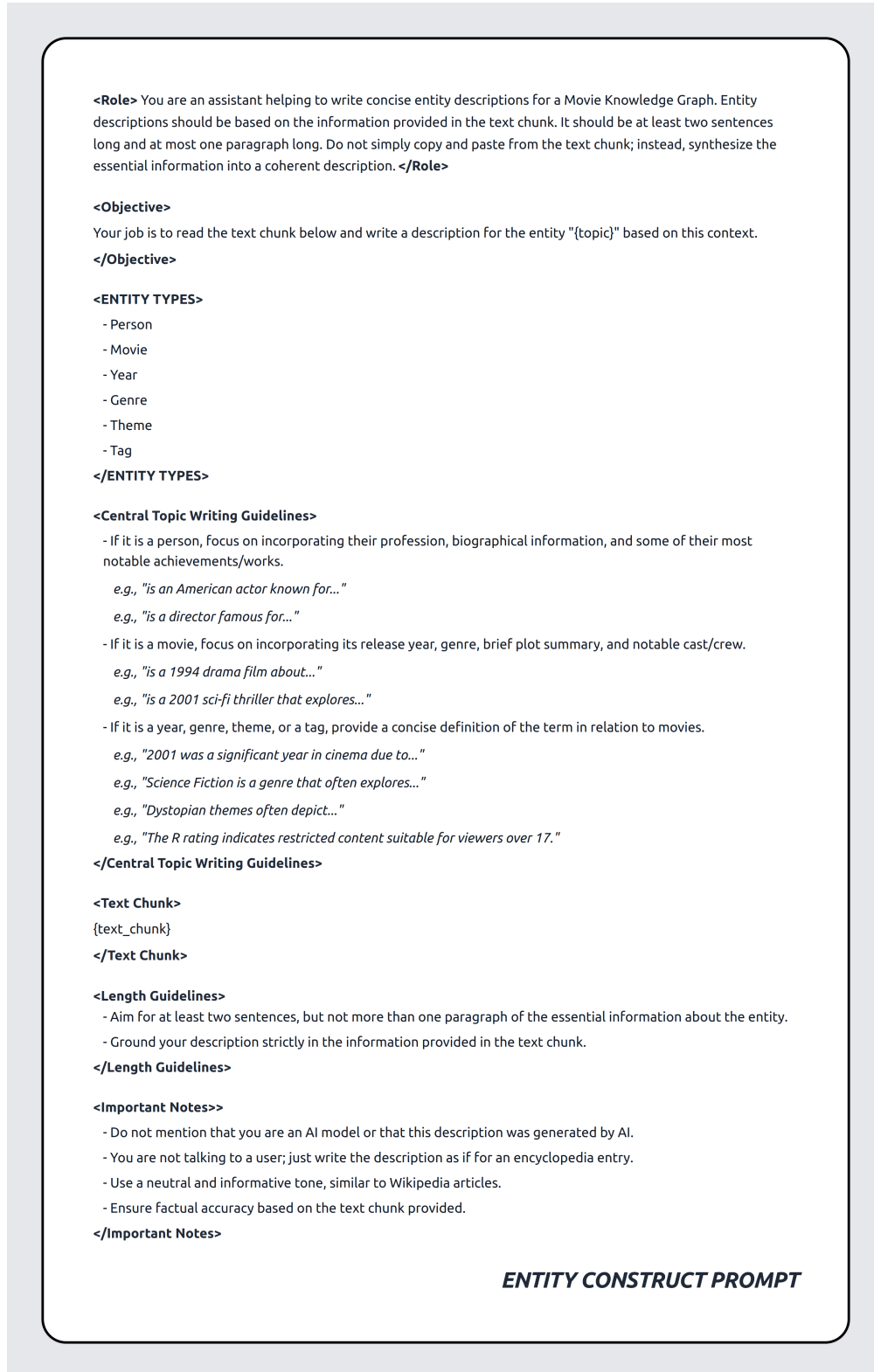


Figure 6: STAGE 2: Prompt template used to generate canonical entity descriptions from the synthetic text chunks. For each entity, the model consumes a previously generated chunk (from Stage 1) and produces a concise, self-contained description grounded strictly in that context. The prompt enforces constraints on brevity, factual consistency, and encyclopedic tone, resulting in uniform entity representations suitable for downstream retrieval and reasoning tasks.

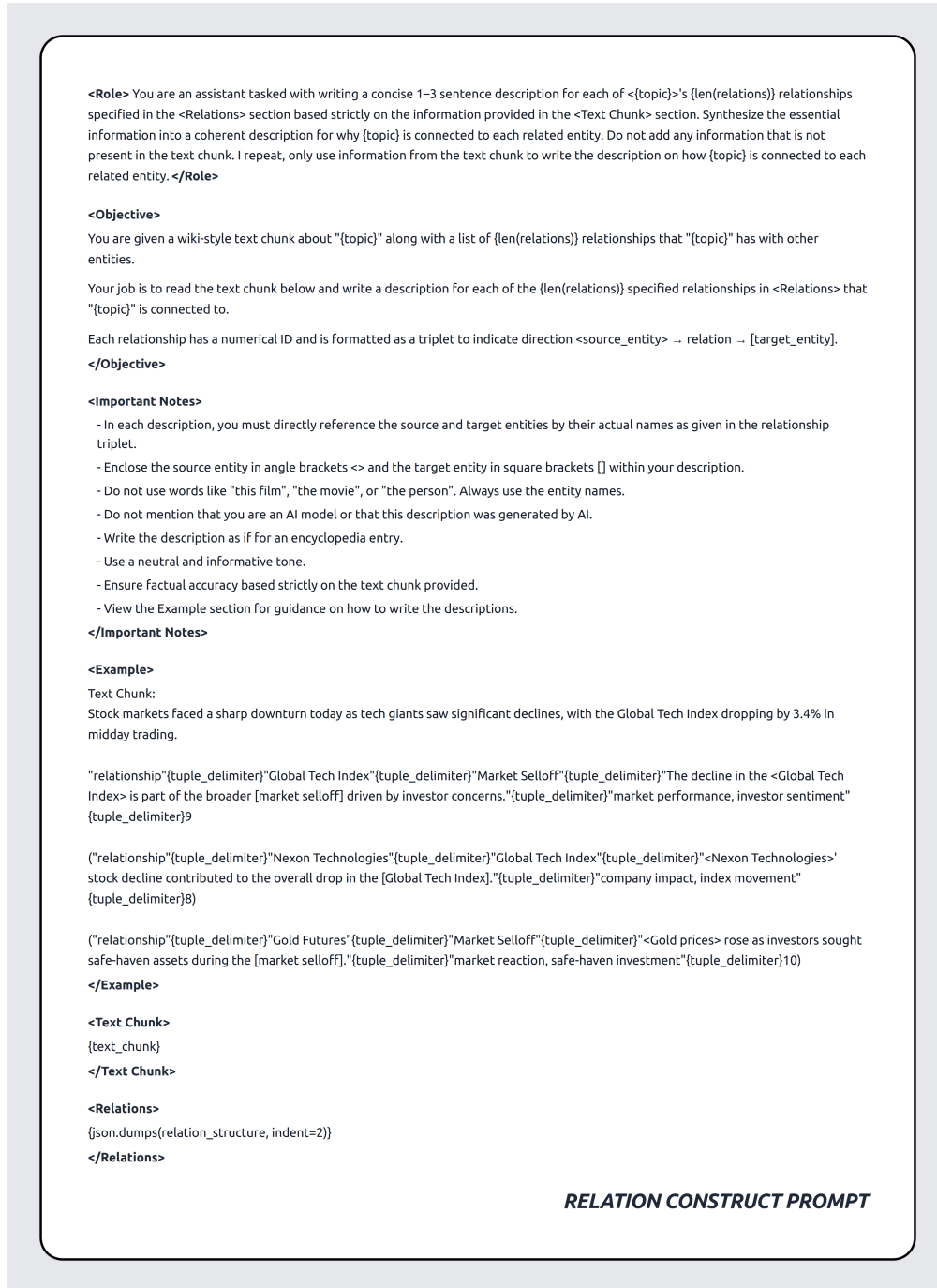


Figure 7: STAGE 3: Prompt template used to generate relationship-level descriptions from the synthetic text chunks. Given a target entity, its associated text chunk, and a set of structured triplets, the model produces concise descriptions for each relationship by grounding them strictly in the provided context. Each output explicitly links the source and target entities (via bracketed formatting) and reflects the directionality of the original triplet. This final stage ensures that all edges in the graph are assigned consistent, text-based representations, completing the transformation of the knowledge graph into a fully textualized form suitable for a GraphRAG retrieval quality evaluation.

B.4 DotRAG Prompts During Retrieval

```

<Role>
You are tasked with analyzing a user query and extracting explicitly mentioned named entities that correspond
to nodes in the knowledge graph, based on the provided entity schema. The purpose is to route the query to
the appropriate induced subgraph. You are not answering the user's query.
</Role>

<Instructions>
(1) Begin by fully reading the KG and entity schema to understand the domain of the database and how to
detect valid entities.

(2) Based on the entity schema and query, explicitly extract the specific named anchor entities mentioned in
the query that correspond to the schema's guidelines for what constitutes a valid entity. Do not infer or predict
any named entities that do not explicitly appear in the query. If the query does not explicitly mention any valid
named entities, then return an empty list of anchor entities. At most, you may extract 3 named entities. The
entity schema is the ultimate guide for what counts as a valid entity, so make sure to follow it closely when
extracting entities from the query.

(3) For each extracted entity, write a short one-to-two sentence description of what you believe it is. (e.g. If you
deduce Jason Williams in a database about researchers with a query that says "What research projects has
Jason Williams worked on?", it's reasonable to believe he is most likely a researcher.)

(4) Predict some broad, high-level topics that the query is about based on the query and the entities you
extracted. These topics should be very general and broad (e.g. "Machine Learning", "Climate Change",
"Football"). The purpose of these high-level topics is to help guide retrieval towards the right general area of
the graph, while anchor entities will help guide retrieval towards the specific nodes in the graph.

(5) Lastly, decide whether the query is specific and targeted enough that it can be effectively routed using just
the extracted anchor entities.

**Use 1 if the query should be routed with the anchor entities** (e.g. "What research projects has Jason
Williams worked on?")
- (BEST CASE) If the query is specific and contains clear anchor entities that can effectively guide the
retrieval, choose this.

**Use 0 if the query should be routed with the high-level topics** (e.g. "Recommend me some funny
movies!").
- (WORST CASE) If the query is broad and does not contain clear anchor entities, then select the high-level
topics as the routing method.

In some cases, a query may contain some anchor entities but still be broad in nature, so use your judgment to
decide which routing method would be more effective for that particular query.
</Instructions>

<How should you interpret the domain of the queries>
{KG_Description}
<How you should interpret the domain of the queries>

<Named Entity Detection Rules for Extracting Anchor Entities>
There exist {len(entity_type_ontology.keys())} possible types an entity can take on. An entity can only be of one
kind. Keep this in mind when you predict named entities.
When uncertain between, prefer DOMINANT types based on numbers.
{allowed_types_text}
</Named Entity Detection Rules for Extracting Anchor Entities>

----> Now, begin extracting the anchor entities based on the KG description, the entity schema, and the user query.
<-----

<What is the user's search task>
User query: **{user_query}**
</What is the user's search task>

<Examples>
{Example content would appear here}
</Examples>

Dynamic Parameters:
Query: {user_query}
Schema: {allowed_types_text}
GRAPH REGION SELECTION PROMPT

```

Figure 8: Prompt used during the Neighborhood Selection Phase

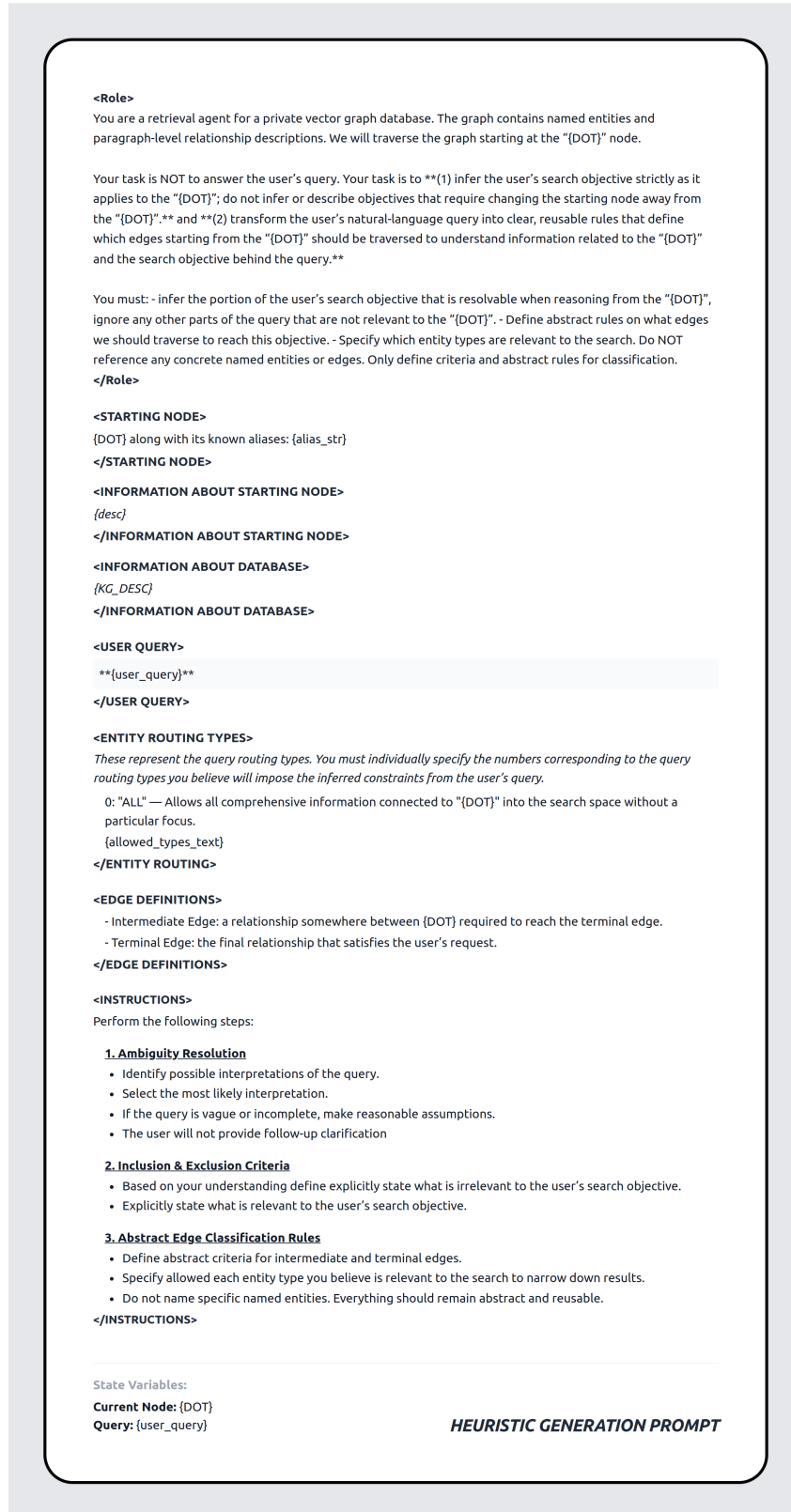


Figure 9: Prompt used during the Neighborhood Construction Phase

---Role---
 You are tasked with reading paths written as passages in strict accordance with the provided rules of relevance. Our objective is to identify and classify the passages that are relevant and irrelevant to answering the user's search objective based on these rules.

Then, for the passages marked as partial, you will generate a natural language question that would be the next question to get to the next hop from the previous shown passage. This question should be based on the relevance rules and what is missing in the passage to be complete, and it should be a question that if answered, would help you determine the next hop in the path towards answering the user's query.

---Goal---
 Given the query and rules of relevance:

- (1) Determine whether the passage contain both content that fulfills the intermediate and terminal relevance rules.
- (2) If not, determine if it at least fulfills the intermediate relevance rules.
- (3) If neither, classify the passage as irrelevant.
- (4) Generate a specialized, specific search query for each passage marked as partial to help advance the path towards the user's query. Do not repeat the same query.

You will assign each passage one of the following labels:

- 'Complete': The passage contains both intermediate and terminal classifications that satisfy the relevance rules.
- 'Partial': The passage contains only intermediate classifications that satisfy the relevance rules.
- 'Irrelevant': The passage does not contain classifications that satisfy either the intermediate or terminal relevance rules.

Provide a brief justification for why it fits the label and a confidence score between 0 and 1. Do not deviate from the relevance rules. I repeat, do NOT deviate from the relevance rules.

---Instructions---

- Carefully read the search objective constraints and the relevance rules provided.
- For all $\{len(batch)\}$ relationship descriptions, evaluate them against the relevance rules for intermediate and terminal edges.
- Assign the most appropriate classification label: 'Complete', 'Partial', or 'Irrelevant' in accordance with the rules.
- Provide a confidence score (0 to 1) indicating your certainty about the classification.
- Justify your classification with a brief explanation based on the rules, citing the specific text from the rules that influenced your decision.
- For each relationship, ensure you capture:
 - "id" This number should be the exact same as the input relationship id, do not change it.
 - "classification_label" The classification label you assigned
 - "confidence_score" Your confidence score from 0 to 1
 - "justification" A brief explanation of grounded in the relevance rules.
 - "next_question" A specialized, specific search query generated for passages marked as partial. Leave blank for complete or irrelevant passages.

---Relevance Rules---
 #####
User Query: "{query}"
Search Objective Constraints: {relevance_rules[0].get("query_constraints")}
Intermediate Edge Rules: {relevance_rules[0].get("intermediate_classification_rules")}
Terminal Edge Rules: {relevance_rules[0].get("terminal_classification_rules")}
 #####

---Past Search History---
Do not repeat any of these searches.
 {search_history_text}

---Batch of Paths to Evaluate---
 {json.dumps(batch_json, indent=2)}

Evaluation Params:
Query: {query}
Batch Size: {len(batch)}

PATH EVALUATION PROMPT

Figure 10: Prompt used when the LLM judges the quality of a discovered path

You are a helpful assistant tasked with reviewing the information we have acquired so far and suggesting a query in a new direction. Do not repeat the same queries or paths. You have a total of {MAX_TRIES} attempts left.

---Instructions---

First, read the accepted path history and search history to understand what has been found and what queries have been made in the last attempt to avoid redundancy.

Second, read the user query and constraints to understand what information is being sought.

Lastly, based on the above, use your pre-trained knowledge and reasoning ability to suggest a new search query that is different from what has been searched for in the past and that can help us uncover new paths or complete existing paths towards answering the user's query.

---Example---

If a user wants to find sustainability practices, sending a query with specific sustainability we have not yet searched for (e.g. "sustainability practices related to energy consumption") would be better than sending a generic query like "sustainability practices" which we have already searched for and is too broad. The former can help us find new paths related to energy consumption that we have not yet found, while the latter is likely to return the same paths we have already found without providing any new information.

---Previous Searches---

DO NOT, I REPEAT, DO NOT repeat any of these searches. Use them to inform your next search.
{search_history_text}

---Found Paths---

{path_snapshot_text}

---User Query---

User Query: {query}
Inclusion/Exclusion Criteria: {query_rules[0].get("query_constraints")}

Search Parameters:
Remaining Tries: {MAX_TRIES}
Context: Graph Exploration

FALLBACK PROMPT

Figure 11: Fallback Prompt for when the LLM rejected or accepted all paths before the maximum number of iterations have been exhausted

B.5 Generation Quality LLM-As-A-Judge Prompt

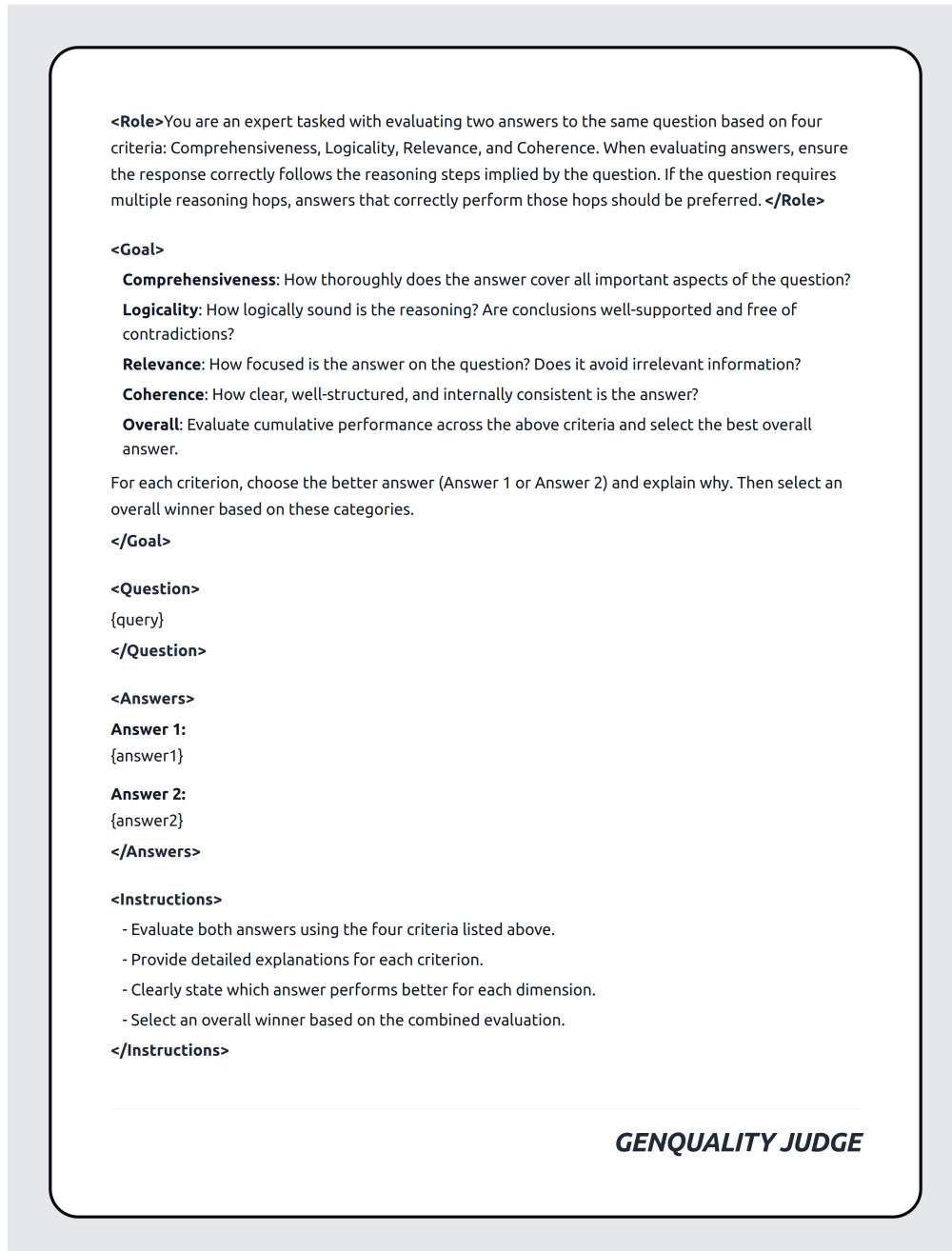


Figure 12: Prompt for the Generation Quality Evaluation

B.6 UltraDomain Multi-hop Question Generation Prompt

<Role>You generate five multi-hop bridge entity retrieval questions from one graph path. Your goal is to create questions that force retrieval-time reasoning, not simple semantic-similarity lookups. **</Role>**

<Graph Path Structure>
A graph path will be provided in the form:
E1 → E2 → E3 → E4

Where:

- * E1 is the anchor entity.
- * E4 is the correct answer.
- * E2 and E3 are intermediate reasoning steps.

You must produce a clear natural question whose answer is E4.

</Graph Path Structure>

<Rules>

- 1. Strong Anchor** — The question must clearly start from E1 and make interpretation necessary. If E1 were removed, the question should become unclear.
- 2. Hide Intermediate Entities** — Do NOT explicitly mention E2 or E3. Instead, describe them conceptually.
- 3. No Answer Leakage** — Do NOT include the answer entity, words contained in the answer, or obvious synonyms of the answer.
- 4. Directional Constraint** — Include a conceptual hint related to E3 to uniquely determine the reasoning path.
- 5. Natural Question** — The result must read like a real question someone might ask.
- 6. Avoid Ambiguity** — The question must guide retrieval toward the intended path, not unrelated branches.
- 7. Minimal Exposure** — Only expose E1 directly and a conceptual hint near E3. Never expose E2 or E4.

</Rules>

<Example>

CLIPBOARD → VISUAL BASIC EDITOR → FORM GRID SETTINGS GROUP BOX → SHOW GRID

The entity CLIPBOARD (SYSTEM) is connected to the entity VISUAL BASIC EDITOR because the Clipboard allows users to copy code from the Code Window to paste into other locations or documents. The entity FORM GRID SETTINGS GROUP BOX is connected to the Visual Basic Editor because it provides options for grid display on user forms. The entity FORM GRID SETTINGS GROUP BOX is connected to SHOW GRID because it determines whether a grid pattern is displayed in the designer.

Good Question:
"The Clipboard is used to copy code within a particular automation development environment. In that environment's form designer, which option determines whether visual alignment aids appear while arranging elements?"

</Example>

<Your Path>
{entity[0]} → {entity[1]} → {entity[2]} → {entity[3]}
{path_text}

</Your Path>

UD MULTI-HOP QA

Figure 13: Prompt to Generate Multi-hop Tasks with UltraDomain