

Implicit Hierarchical GRPO: Decoupling Tool Invocation from Execution for Tool-Integrated Mathematical Reasoning

Li Wang^{1*}, Xiaohan Wang^{1*†}, Xiaodong Lu¹, Zipeng Zhang², Jinyang Wu²,
Jiajun Chai¹, Wei Lin¹, Guojun Yin^{1†}
¹Meituan, ²Tsinghua University

Abstract

Large language models (LLMs) have increasingly leveraged tool invocation to enhance their reasoning capabilities. However, existing approaches typically tightly couple tool invocation with immediate execution. Such immediate tool interaction may disrupt the reasoning coherence of LLMs and constrain their expressivity, ultimately degrading reasoning performance. To this end, for the first time, we propose and formalize the problem of decoupling tool invocation from execution during reasoning, and introduce delayed execution with explicit control to enhance tool-integrated reasoning (TIR). Furthermore, we propose a hierarchical control framework and theoretically derive a surrogate loss that enables an implicitly hierarchical policy to learn behavior equivalent to that of an explicit hierarchical policy, leading to the proposed IH-GRPO algorithm. Extensive experiments on IH-GRPO achieve absolute improvements of 1.87%, 2.16%, and 2.53% on Qwen3-1.7B, Qwen3-4B, and Qwen3-8B across six out-of-domain mathematical reasoning benchmarks over the strongest baseline method, while also yielding consistent performance gains in other domains. Our code is available at <https://anonymous.4open.science/r/IH-GRPO-172F>.

1 Introduction

Reinforcement learning (RL) has become a key paradigm for enhancing the reasoning capabilities of large language models (LLMs). In particular, reinforcement learning with verifiable rewards (RLVR) has successfully induced explicit reasoning behaviors (Shao et al., 2024). To further improve LLM reasoning, recent work has increasingly explored agentic reasoning, where LLMs interact with external tools or feedback during prob-

lem solving. Tool-integrated reasoning (TIR) instantiates this paradigm by incorporating external tools into the reasoning process, allowing LLMs to tackle a broader range of problems. In mathematical reasoning (Lu et al., 2026; Lin et al., 2026; Yang et al., 2026), code is a powerful tool, enabling precise computation, verification, and the use of structural properties such as recursion to simplify problems and improve performance. Accordingly, recent work increasingly integrates code to strengthen mathematical reasoning in LLMs.

Despite the benefits of code-assisted reasoning, existing work (Li et al., 2025b; Xue et al., 2025; Li et al., 2025a; Wu et al., 2025) often lacks an explicit notion of when external feedback is needed, which may limit the effectiveness of TIR. Since the execution result of a code tool serves as external feedback to the model, its timing is critical: premature feedback may interrupt the model’s ongoing deliberation and disrupt the coherence of intermediate reasoning. Nevertheless, existing methods typically couple tool invocation with immediate execution, without a mechanism for deciding whether a generated code fragment should be executed to elicit feedback. As illustrated in Figure 1, once a code block is detected in the model output, it is executed eagerly, even when the model is merely defining intermediate functions or variables rather than requesting external feedback. Moreover, tightly coupling code generation with execution implicitly requires each code block to be a relatively complete executable unit, limiting the model’s ability to interleave textual reasoning across multiple code fragments. This constraint may limit the expressivity and diversity of reasoning patterns, potentially degrading overall performance. A detailed statistical analysis is provided in Section 2.

To address these limitations, we propose and formalize the new problem of decoupling tool invocation from execution in TIR. As shown in Figure 1, all generated code is deferred by default, allowing

*Equal contribution

†Corresponding authors: Xiaohan Wang: wangxiaohan17@meituan.com, Guojun Yin: yinguojun02@meituan.com

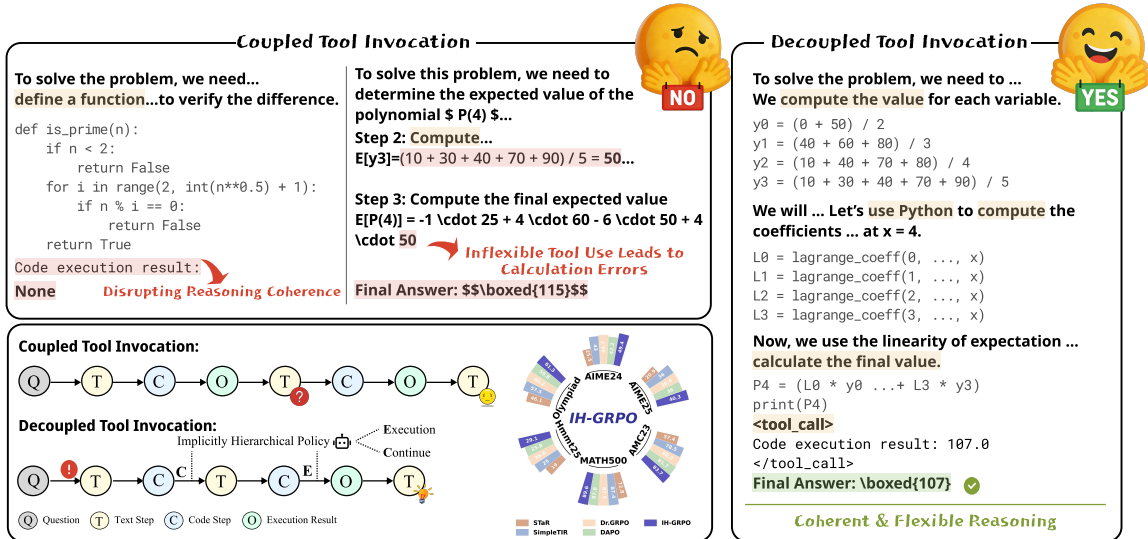


Figure 1: **(Top-left)** Coupled tool invocation triggers immediate function calls, leading to empty outputs, disrupted reasoning coherence, and premature termination due to hallucinated results. In complex calculations, manual computation is often error-prone. Rigid tool-use patterns prevent the model from flexibly leveraging code tools to handle intermediate computational steps, thereby increasing the likelihood of reasoning errors. **(Right)** Decoupled tool invocation facilitates tool-assisted intermediate steps, ensuring coherent and flexible reasoning. **(Bottom-left)** A comparison between coupled and decoupled tool invocation. IH-GRPO delivers superior performance across six mathematical reasoning datasets on Qwen3-1.7B/4B/8B.

the model to autonomously decide when to execute. This design enables flexible interleaving of textual and code-based reasoning without breaking reasoning continuity. It also allows the model to verify and reflect on generated code before execution, and enhances the model’s expressivity and diversity of reasoning patterns. For additional examples, see Appendix G. Furthermore, to enable finer-grained control over tool execution, we introduce a hierarchical control mechanism inspired by hierarchical learning and theoretically derive a surrogate loss that enables an implicitly hierarchical policy to emulate the training dynamics of an explicit one. By inducing endogenous hierarchical control through an objective-level correction, our method avoids relying on an external controller model or hand-crafted execution workflows, offering greater flexibility and leading to the IH-GRPO algorithm. Experiments on multiple Qwen3 models show that IH-GRPO substantially improves mathematical reasoning across six benchmarks while also enhancing broader model capabilities. Our contributions can be summarized as follows:

- **Decoupling tool invocation and execution:** Starting from the identified limitation in existing TIR, which is the lack of awareness of when external feedback is needed and can impair reasoning, we formalize and analyze the

new problem of decoupling tool invocation and execution. To the best of our knowledge, we are the first to formalize this problem.

- **Hierarchical Policy Training via IH-GRPO:** Inspired by the success of hierarchical learning, we introduce hierarchical control and theoretically derive a surrogate loss, enabling implicit hierarchical policies to emulate explicit ones without altering the model architecture or incurring the training and inference overhead of explicit hierarchy. We further propose the IH-GRPO algorithm, which adds only a loss term to achieve more efficient hierarchical control of tool invocation and execution.
- **Strong Reasoning Performance:** We evaluate our approach across six out-of-distribution mathematical reasoning benchmarks. Compared to the strongest baseline, IH-GRPO achieves improvements of 1.87%, 2.16%, and 2.53% on the Qwen3-1.7B, Qwen3-4B, and Qwen3-8B models, respectively, while also showing gains in other domains, thereby validating the effectiveness of IH-GRPO.

2 Further Analysis on Tool Invocation

We compare coupled and decoupled invocation by analyzing 768 randomly sampled Qwen3-8B re-

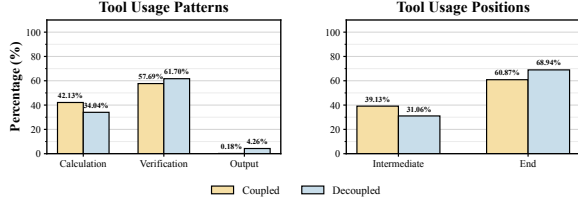


Figure 2: Comparison of invocation methods: **(Left)** tool usage patterns, **(Right)** tool positions.

sponses from the corresponding training settings.¹

Inference Coherence: As shown in Figure 1 (left), the coupled setting’s lack of control over tool invocation timing led to 4.98% of responses being interrupted by unexpected external returns, resulting in hallucinated outputs and incorrect answers. In contrast, the decoupled setting, with improved control over invocation timing, enhanced inference coherence and reduced interruptions to 0.68%.

Diversity of Tool Usage Patterns: As shown in Figure 2, in the coupled setting, each code block is expected to form a relatively complete executable code segment. This requirement encourages the model to defer tool invocation to the end of the reasoning process, where tools are often used for redundant verification or even merely to produce the final answer, resulting in inefficient tool usage. In contrast, the decoupled setting enables the model to interleave textual and code-based reasoning more flexibly, allowing code to replace intermediate steps that involve complex computation. This shifts tool usage toward more substantive intermediate reasoning, substantially reducing redundant verification and yielding a more flexible and effective tool-use pattern.

3 Preliminary

3.1 Group Relative Policy Optimization

In this section, we introduce the group relative policy optimization (GRPO) (Shao et al., 2024) algorithm. Given a dataset D with questions q and corresponding ground-truth answers a , GRPO samples rollout trajectories $\{o_1, \dots, o_G\}$ from the old policy $\pi_{\theta_{old}}$ and optimizes the current policy π_{θ} by

¹Statistics were obtained with GPT-5.5 and matched manual checks on a random 10% subset.

maximizing the following objective:

$$\mathcal{J}_{GRPO}(\theta) = \mathbb{E}_{q \sim D, \{o_i\} \sim \pi_{\theta}} \left[\frac{1}{G} \sum_{i=1}^G \frac{1}{|o_i|} \sum_{t=1}^{|o_i|} s_{i,t} \right],$$

$$s_{i,t} = \min(\rho_{i,t} A_{i,t}, \text{clip}(\rho_{i,t}, 1 - \epsilon, 1 + \epsilon) A_{i,t}),$$

$$\rho_{i,t} = \frac{\pi_{\theta}(o_{i,t}|q, o_{i,<t})}{\pi_{\theta_{old}}(o_{i,t}|q, o_{i,<t})}, \quad (1)$$

where ϵ is a hyperparameter that controls the clipping range of the importance-sampling ratio, and the KL-penalty term is omitted in our objective. The advantage term $A_{i,t}$ is given by:

$$A_{i,t} = \frac{r_i - \text{mean}(\{r_1, \dots, r_G\})}{\text{std}(\{r_1, \dots, r_G\})} \quad (2)$$

Here, r_i is the reward for trajectory o_i , which is evaluated by a rule-based verifier.

3.2 Types of Reasoning Paths

Reasoning steps can be classified into three distinct types (Figure 3):

- **Sequential Step:** Execution does not affect subsequent reasoning paths and can be deferred until a later critical step.
- **Branching Step:** Execution determines subsequent reasoning paths and should be performed immediately.
- **Output Step:** Generate the final answer and should be executed immediately.

In previous code-augmented mathematical reasoning, nearly all code is executed immediately upon generation, preventing the model from regulating tool execution. However, based on the step types above, some executions can be delayed. To address this limitation, we explicitly distinguish between *critical steps*, which include branching and output steps, and *non-critical steps*, which are sequential steps. By deferring the execution of sequential steps and merging them with subsequent critical steps, our approach allows the model to control tool execution, thereby decoupling tool invocation from execution.

4 Method

We introduce the problem of decoupling tool invocation from tool execution and formalize it in Sec. 4.1. To enable explicit control over tool execution, we propose a hierarchical policy structure

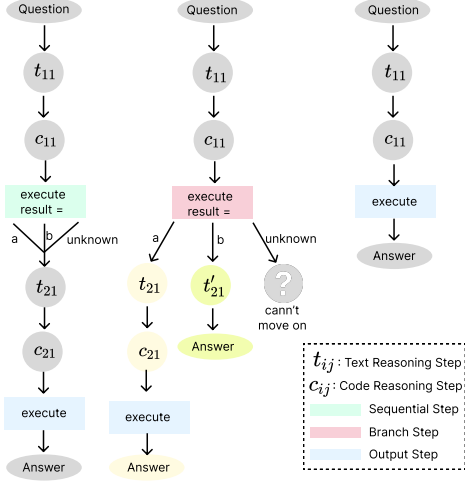


Figure 3: Different step types in the reasoning process.

in Sec. 4.2. We then derive the IH-GRPO objective and discuss the corresponding reward design in Sec. 4.3. The following sections provide a detailed description of these components.

4.1 Problem Formulation

We propose a new problem of decoupling tool invocation and execution and introduce a delayed execution mechanism with explicit control. The reasoning trajectory interleaves textual and code steps, with tool execution deferred and selectively triggered. Formally, the trajectory is defined as:

$$\tilde{\tau} = (t_{11}, c_{11}, \dots, e_1, o_1, \dots, t_{li}, c_{li}, \dots, t_{ls}, c_{ls}, e_l, o_l, \dots, t_{n1}), \quad (3)$$

where n denotes the total number of interaction turns, and t_{li} and c_{li} represent the i -th interleaved text and code reasoning steps in turn l . The execution signal e_l concatenates all previously unexecuted code blocks $\{c_{l1}, \dots, c_{ls}\}$ accumulated since the last execution signal e_{l-1} into a single executable block, whose execution yields an observation o_l that is appended to the context. At each step, the model conditions on the entire history of generated text, code, and observations to produce subsequent reasoning steps, repeating this process until the final turn n terminates with a textual reasoning step t_{n1} that contains the final answer. The likelihood of generating such a trajectory under an

LLM policy π_θ parameterized by θ factorizes as:

$$P_{\pi_\theta}(\tilde{\tau} | q) = \prod_{l=1}^n \left[\left[\prod_{i=1}^{l_s} P_{\pi_\theta}(t_{li} | q, \mathcal{H}^{<t_{li}}) \cdot P_{\pi_\theta}(c_{li} | t_{li}, q, \mathcal{H}^{<c_{li}}) \right] \cdot P_{\pi_\theta}(e_l | q, \mathcal{H}^{<e_l}) \right], \quad (4)$$

where q denotes the input problem together with the model’s guiding prompt, $\mathcal{H}^{<x}$ denotes the complete history prior to step x .

4.2 Hierarchical Control of Tool Execution

Building on the decoupling of tool invocation and execution, the model is required to autonomously decide when tool execution is needed to incorporate external observations. Inspired by hierarchical control frameworks (Zhang, 2025; Chen et al., 2025a), we introduce a hierarchical control strategy for execution-time decision making. In this framework, a high-level policy determines whether to execute a tool, while a low-level policy governs token-level generation when the tool is not executed. Formally, let S denote the current reasoning context. The high-level policy π_{high} , parameterized by θ_0 , controls whether to perform a real tool execution. We denote the high-level actions a_{high} as C (continue reasoning) and E (execute), with the corresponding action distribution defined as:

$$\pi_{\text{high}}(a_{\text{high}} | S) = \begin{cases} \sigma(\theta_0), & \text{if } C \\ 1 - \sigma(\theta_0), & \text{if } E, \end{cases} \quad (5)$$

where $\sigma(\cdot)$ denotes the sigmoid function. For the low-level policy π_{low} , when the high-level policy decides not to execute the tool, it generates the next token in an autoregressive manner. Let θ_i ($i = 1, \dots, V$) denote the parameters of the low-level policy, where V is the vocabulary size. The token distribution is given by:

$$\pi_{\text{low}}(\theta_i | S, a_{\text{high}} = C) = \frac{\exp(\theta_i)}{\sum_{u=1}^V \exp(\theta_u)}, \quad i \geq 1. \quad (6)$$

Thus, the joint policy distribution of the explicit hierarchical strategy π_E is given by:

$$\pi_E(\theta_i | S) = \begin{cases} \sigma(\theta_0) \cdot \frac{\exp(\theta_i)}{\sum_{u=1}^V \exp(\theta_u)}, & \text{if } C, \quad i \geq 1, \\ 1 - \sigma(\theta_0), & \text{if } E. \end{cases} \quad (7)$$

However, the explicit hierarchical strategy requires joint decision-making by two policies, introducing dual control at each reasoning step and substantially increasing both training and inference costs. To alleviate this inefficiency, we propose an implicit hierarchical strategy that approximates the behavior of the explicit hierarchical model without relying on an explicit high-level policy. In an autoregressive language model, the tool-execution token is treated identically to other tokens, naturally forming an implicit hierarchy. Let the model parameters be $\{\beta_0, \beta_1, \dots, \beta_V\}$, where β_0 corresponds to the tool-execution token and $V + 1$ is the vocabulary size. The implicit hierarchy policy distribution π_I can be expressed as:

$$\pi_I(\beta_i | S) = \frac{e^{\beta_i}}{\sum_{s=0}^V e^{\beta_s}} \quad (8)$$

Our objective is to enable the implicit hierarchical policy to learn the behavior of the explicit policy, achieving efficient training and inference without modeling the high-level policy. At initialization, there exists an explicit hierarchical policy $\pi_E(\theta_i)$ such that the output probabilities of both policies are identical for every token:

$$\pi_E(\theta_i | S) = \pi_I(\beta_i | S). \quad (9)$$

However, after one update, the two distributions typically diverge due to differences in control structures. To maintain equivalence during optimization, we introduce a surrogate loss that ensures the updated explicit policy π'_E remains consistent with the updated implicit policy π'_I . We theoretically derive the following theorem by analyzing the policy gradient updates of both strategies.

Theorem 4.1 (Equivalence of One-Step Updates Between Explicit and Implicit Hierarchical Policies). *There exists an explicit hierarchical policy $\pi_E(\theta_i)$ that is equivalent to the initial implicit hierarchical policy $\pi_I(\beta_i)$, i.e.,*

$$\forall i, \quad \pi_E(\theta_i | S) = \pi_I(\beta_i | S) \quad (10)$$

Then, under a single policy-gradient update with learning rate η , the equivalence between $\pi_E(\theta_i | S)$ and $\pi_I(\beta_i | S)$ can be preserved by optimizing the following surrogate loss $L'_I(\beta_i)$ for the implicit

policy:

$$\begin{aligned} L'_I(\beta_i) &= -A \left[\beta_i - \log \left(\sum_{s=0}^V e^{\beta_s} \right) \right] - A \cdot \text{sg}(\gamma_i) \\ &\quad \cdot \log Z_i + (A \log Z_i - f_i \cdot \beta_0) \cdot \mathbb{I}\{i \geq 1\}, \\ Z'_i &= \sum_{s=1}^V \exp(\beta_s + \eta A (\delta_{si} - \text{softmax}_{1-V}(\beta_s))), \\ Z_i &= \sum_{s=1}^V e^{\beta_s}, \gamma_i = \frac{Z_i}{e^{\beta_0} + Z_i}, f_i = \frac{1}{\eta} \ln \left(\text{sg} \left(\frac{Z'_i}{Z_i} \right) \right), \end{aligned} \quad (11)$$

where A is the advantage and $\text{sg}(\cdot)$ denotes the stop-gradient operation.

Remark. The proof is provided in Appendix A. Under this formulation, after each gradient update, $L'_I(\beta_i)$ ensures that $\pi'_E(\theta' | S) = \pi'_I(\beta' | S)$, thereby maintaining the equivalence between the updated explicit and implicit hierarchical policies throughout the training process.

4.3 IH-GRPO Algorithm

In Theorem 4.1, assuming small parameter updates, $Z' \approx Z$, and thus $f \approx 0$, which is reasonable in post-training RL with a small learning rate (Sheng et al., 2024). To streamline the derivation, we omitted KL penalties, a common practice in tool-use scenarios to encourage exploration, as noted in prior works (Xue et al., 2025; Bai et al., 2025; Dong et al., 2025). Our surrogate loss derivation ensures equivalence between the two hierarchical policies at each update step, making explicit consideration of clipping unnecessary.

IH-GRPO objective. Without loss of generality, let the 0-th token control tool execution. Based on this, we extend the GRPO objective to incorporate the hierarchical correction term, leading to the implicit hierarchical group relative policy optimization (IH-GRPO) objective:

$$\begin{aligned} \mathcal{J}_{\text{IH-GRPO}}(\theta) &= \mathbb{E}_{q \sim D, \{o_i\} \sim \pi_\theta} \left[\frac{1}{G} \sum_{i=1}^G \frac{1}{|o_i|} \sum_{t=1}^{|o_i|} \right. \\ &\quad \left. \left(s_{i,t} + \lambda \cdot \text{sg}(s_{i,t}) \cdot c_{i,t} \right) \right], \\ c_{i,t} &= \text{sg}(\gamma_{i,t}) \cdot \log Z_{i,t} - \log Z_{i,t} \cdot \mathbb{I}\{o_{i,t} \neq 0\}, \\ Z_{i,t} &= \sum_{s=1}^V e^{\beta_{i,t,s}}, \gamma_{i,t} = \frac{Z_{i,t}}{e^{\beta_{i,t,0}} + Z_{i,t}}, \end{aligned} \quad (12)$$

where $\beta_{i,t,s}$ denotes the output logit of the LLM for the s -th token in the vocabulary at position t of the i -th rollout, λ is a coefficient that balances the hierarchical correction term and the standard GRPO objective. By optimizing $\mathcal{J}_{\text{IH-GRPO}}$, the implicit policy is able to approximate the behavior of an explicit hierarchical strategy, thereby enabling more effective control over tool execution while avoiding the computational and inference overhead associated with training an explicit high-level policy, improving overall reasoning performance. The full algorithm is given in Appendix D.

Reward design. We use an outcome correctness reward to encourage correct answers by evaluating whether the model’s output matches the ground truth:

$$R_{\text{correct}} = \begin{cases} 1, & \text{if match,} \\ 0, & \text{otherwise.} \end{cases} \quad (13)$$

5 Experiments

5.1 Experiment Setup

Tasks and Datasets We focus on mathematical reasoning tasks and enhance the model’s capabilities through code tools, employing a sandboxed Jupyter runtime that preserves intermediate states for multi-turn reasoning. Training data consist of Math3-5 from SimpleRL (Zeng et al., 2025) and Deepscaler (Luo et al.). Detailed dataset statistics are provided in Appendix B.1.

Baselines We compare our approach with the following baselines: (i) the CoT distillation-based method STaR (Zelikman et al., 2022); (ii) RL-based methods, including SimpleTIR (Xue et al., 2025), Dr.GRPO (Liu et al., 2025), and DAPO (Yu et al., 2025); and (iii) the explicit hierarchical method EH-GRPO integrates an external model to control tool execution and uses GRPO for training. Experiments were conducted for all methods under both coupled (C) and decoupled (D) tool invocation settings, except for the hierarchical approaches (EH, IH), which require control over tool execution only in the decoupled tool invocation scenario.

Implementation We use the Qwen-3 family (Yang et al., 2025) as base models, including Qwen3-1.7B, Qwen3-4B, and Qwen3-8B. To facilitate more efficient reasoning, we employ a “no thinking” mode. Training uses a maximum of 5 interaction rounds, a maximum response length of 8K tokens, and a maximum prompt length of 16K

tokens. For all RL-based methods, following SimpleTIR, we employ a void-turn² filter along with oversampling, low-advantage filtering, and data difficulty control to enhance training stability and improve performance. Further implementation details, including baseline setups and hyperparameter settings, are provided in Appendix B.

Evaluation We evaluate all methods on out-of-domain mathematical reasoning benchmarks, including MATH500 (Hendrycks et al., 2021), AIME24, AIME25, AMC23, Hmmt Feb 25, and Olympiad (He et al., 2024). Following SimpleTIR (Xue et al., 2025), we set the sampling temperature to 1.0 and use average@8 for evaluation, applying average@32 for smaller datasets (AIME, AMC, and Hmmt) to improve stability. Answer correctness is automatically verified with math-verify.

5.2 Main Results

The results in Table 1 demonstrate that IH-GRPO outperforms the strongest baseline by 1.87%, 2.16%, and 2.53% on Qwen3-1.7B, Qwen3-4B, and Qwen3-8B, respectively. STaR shows inferior performance, sometimes even underperforming the base model, due to frequent tool-use errors from insufficient interaction with the tool environment. In contrast, RL-based methods consistently perform better, highlighting the importance of training models to interact with tools. EH-GRPO incurs additional overhead from an external controller and relies on insufficient hidden-layer representations, leading to suboptimal performance. IH-GRPO, however, excels in reasoning performance, empirically validating its effectiveness. After TIR training with IH-GRPO, the model shows improvements across various domains, as detailed in Appendix C.

5.3 Ablation Studies

Validation of component design. For most other models and RL algorithms, the decoupled setting consistently outperforms the coupled setting in most cases, validating the effectiveness of decoupled invocation. IH-GRPO, differing from SimpleTIR(D) only in the loss function, achieves higher accuracy, confirming the benefit of the surrogate loss. These results highlight the contribution of each component in IH-GRPO.

Hyperparameter Analysis of λ . Figure 4 (left) shows that IH-GRPO is robust to the surrogate-

²A void turn refers to a turn in which the model neither invokes any tool nor produces a final answer.

Table 1: Evaluation results of different methods. ‘D’ denotes decoupled tool invocation, and ‘C’ denotes coupled tool invocation. The **bold** and underline indicate the best and second-best results, respectively.

Method	Tool	AIME24	AIME25	MATH500	AMC23	Hmmt25	Olympiad	Average
<i>Models based on Qwen3-1.7B</i>								
Base	No	22.50	21.77	81.05	57.89	9.58	43.30	39.35
STaR	C	11.25	12.92	64.72	43.36	9.27	35.93	29.57
STaR	D	11.67	11.46	58.82	38.12	8.44	32.55	26.84
SimpleTIR	C	26.67	24.06	83.97	60.70	9.69	46.30	41.90
SimpleTIR	D	29.27	<u>27.19</u>	81.70	63.67	16.56	49.18	44.60
Dr.GRPO	C	27.92	25.42	79.80	64.38	<u>18.33</u>	51.57	44.57
Dr.GRPO	D	<u>29.37</u>	26.25	82.20	62.66	16.98	51.13	<u>44.77</u>
DAPO	C	25.73	26.56	83.75	67.73	14.06	50.77	<u>44.77</u>
DAPO	D	24.90	23.54	78.78	60.08	15.83	46.55	41.61
EH-GRPO	D	27.81	22.60	82.02	64.06	17.40	50.17	44.01
IH-GRPO (ours)	D	31.15	27.50	<u>83.80</u>	<u>66.87</u>	18.96	<u>51.55</u>	46.64
<i>Models based on Qwen3-4B</i>								
Base	No	34.17	24.69	86.35	70.70	12.50	47.33	45.96
STaR	C	26.35	22.60	73.77	61.09	20.62	48.93	42.23
STaR	D	32.40	23.65	78.47	68.12	24.69	49.72	46.18
SimpleTIR	C	49.27	<u>43.75</u>	87.88	85.31	31.67	60.93	59.80
SimpleTIR	D	<u>51.98</u>	41.25	<u>91.33</u>	89.14	32.29	63.60	<u>61.60</u>
Dr.GRPO	C	49.69	42.71	<u>90.30</u>	87.11	30.42	63.90	60.69
Dr.GRPO	D	51.67	43.65	88.70	86.02	35.73	63.17	61.49
DAPO	C	49.38	42.60	91.15	88.83	31.87	<u>64.57</u>	61.40
DAPO	D	50.10	40.83	91.10	<u>89.30</u>	30.63	63.15	60.85
EH-GRPO	D	41.77	35.31	90.25	83.28	26.98	61.92	56.59
IH-GRPO (ours)	D	55.31	45.83	91.45	90.00	<u>35.10</u>	64.88	63.76
<i>Models based on Qwen3-8B</i>								
Base	No	34.69	23.65	84.80	66.80	11.04	46.47	44.58
STaR	C	38.85	27.29	79.85	67.73	26.98	53.55	49.04
STaR	D	40.83	25.00	80.55	67.42	28.65	52.32	49.13
SimpleTIR	C	52.92	40.31	90.25	89.53	33.54	65.28	61.97
SimpleTIR	D	<u>58.33</u>	<u>44.69</u>	92.52	91.02	31.35	64.57	<u>63.75</u>
Dr.GRPO	C	56.35	41.15	92.50	89.14	31.04	65.07	62.54
Dr.GRPO	D	57.50	41.35	92.70	90.55	31.98	<u>66.50</u>	63.43
DAPO	C	51.56	38.75	88.52	88.67	31.46	64.07	60.51
DAPO	D	56.15	43.23	92.35	<u>91.56</u>	32.81	64.50	63.43
EH-GRPO	D	55.42	43.02	<u>93.40</u>	89.14	27.81	64.10	62.15
IH-GRPO (ours)	D	61.67	47.50	93.50	94.30	<u>33.13</u>	67.58	66.28

loss weight λ over 10^{-4} – 10^{-2} . Qwen3-1.7B and Qwen3-4B perform best at $\lambda = 10^{-3}$, while Qwen3-8B favors $\lambda = 10^{-2}$, possibly due to its greater robustness in leveraging stronger tool-execution signals. Overall, all settings remain competitive, indicating low sensitivity to λ .

Tool Token Sensitivity. Figure 4 (middle) shows that IH-GRPO is robust to the choice of tool-execution tokens. We compare the Qwen3-specific `<tool_call>` token with the generic marker `<call>`, using the core token `call` to compute the surrogate loss for more stable tokenization. Across all three model scales, performance differences are marginal, with a slight gain on 1.7B.

Prompt Sensitivity Analysis. As shown in Figure 4 (right), IH-GRPO remains stable across the two prompts detailed in Appendix F, suggesting that its gains mainly come from hierarchical execution control and the proposed objective design rather than prompt engineering.

More Tool Interaction Turns. As shown in Fig. 5 (left), increasing the maximum number of tool executions from 3 to 10 generally improves performance, as larger budgets provide more opportunities for tool-assisted reasoning. Notably, all three models remain stable even with 10 executions and achieve further gains, indicating that IH-GRPO is robust to larger tool-interaction budgets.

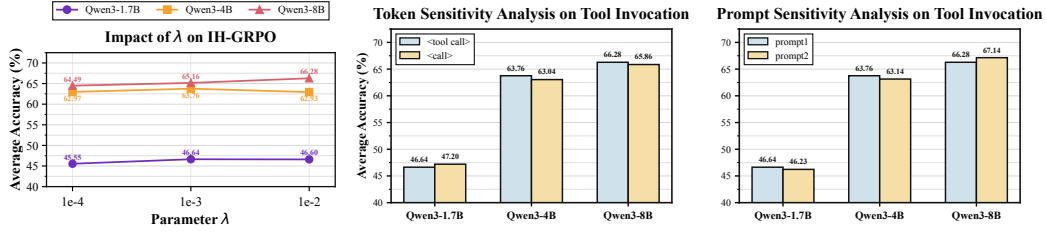


Figure 4: **(Left)** Performance of IH-GRPO across varying λ . **(Middle)** Token sensitivity and **(Right)** Prompt sensitivity analysis of IH-GRPO on Qwen3 models.

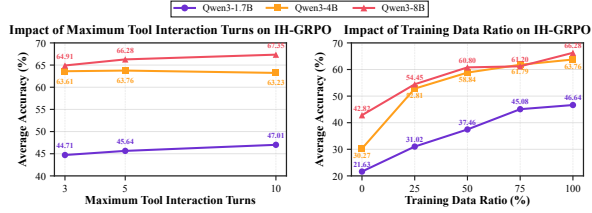


Figure 5: Performance of IH-GRPO under **(left)** varying tool-interaction budgets and **(right)** training-data ratios.

Impact of Varying Training Data Sizes. As shown in Figure 5 (right), IH-GRPO improves steadily as the training data ratio increases. With limited data, models struggle to interact effectively with the tool-augmented environment and underperform the base models in Table 1. Increasing the data ratio improves tool invocation and yields the best performance with the full dataset.

6 Related work

6.1 Tool-Integrated Mathematical Reasoning

Recent work has extensively explored enhancing LLMs’ ability to leverage external tools (Jin et al., 2025; Song et al., 2025; Bai et al., 2025; Luo et al., 2025b). In mathematical reasoning, code-based tools significantly enhance models’ expressive and computational capacities, improving reasoning performance (Lin and Xu, 2025). Early approaches (Gou et al., 2023; Huang et al., 2025) typically rely on supervised fine-tuning (SFT) or direct preference optimization (DPO) (Rafailov et al., 2023) to teach tool usage. ReAct (Yao et al., 2022) integrates reasoning with action, while Chain-of-Code (Li et al., 2023) allows LLMs to execute a combination of pseudocode and executable code. To advance TIR, some studies incorporate RL after SFT (Feng et al., 2025; Shang et al., 2025; Luo et al., 2025a), or use RL from scratch (Lin et al., 2025b; Wu et al., 2026; Lin et al., 2025a), enabling direct interaction with external tools. SimpleTIR (Xue et al., 2025) mitigates gradient insta-

bility by filtering out trajectories with void turns. Despite these efforts, most methods lack awareness of when external feedback is needed and tightly couple tool invocation with execution, potentially undermining reasoning performance. In contrast, we introduce delayed execution with explicit control, leveraging RL to enhance TIR performance using a single model.

6.2 Hierarchical Learning

Hierarchical learning is an important aspect of human cognition (Murray et al., 2014; Huntenburg et al., 2018), separating high-level planning from low-level execution to support more effective problem solving. This principle underlies hierarchical designs in machine learning, including hierarchical reinforcement learning (HRL) (Pateria et al., 2021; Nachum et al., 2018; Vezhnevets et al., 2017), which decomposes long-horizon tasks to ease low-level policy learning (Nachum et al., 2019), and hierarchical structures in LLMs (Wan et al., 2025; Wang et al., 2025; LEARNING; Wu et al., 2024) for multi-step reasoning. In tool-integrated reasoning (TIR), hierarchy is often introduced to separate planning from execution (Lu et al., 2025; Liu et al., 2024). For example, ReWOO (Xu et al., 2023) first generates a high-level plan and then executes tools for subtasks in isolated contexts, while CodeSteer (Chen et al., 2025b) coordinates text and code reasoning through multi-model collaboration. However, these methods rely on externally imposed hierarchies, such as prompt-based planning, external models, or hand-crafted workflows, which may hurt reasoning continuity and scalability. In contrast, IH-GRPO learns hierarchical control within a single model and implicitly realizes planning and execution through a theoretically derived surrogate objective, without external intervention.

7 Conclusion

In this work, we identify a key limitation in code-assisted mathematical reasoning: the lack of self-awareness about when external feedback is necessary, which can impact performance. To address this, we propose and formalize the new problem of decoupling tool invocation and execution, introducing delayed execution with explicit control, and conduct a thorough statistical analysis. We further propose a hierarchical control strategy and theoretically derive a surrogate loss that enables implicitly hierarchical policies to emulate the behavior of explicit hierarchical policies, resulting in the IH-GRPO algorithm. Extensive experiments on Qwen3 models ranging from 1.7B to 8B parameters across six out-of-distribution mathematical reasoning benchmarks demonstrate consistent improvements over strong baselines, while also enhancing performance in other domains.

Limitations

Our experiments focus on relatively small-scale models with 1.7B to 8B parameters. While these results provide empirical evidence supporting the effectiveness of IH-GRPO under the considered settings, we do not evaluate the method on larger-scale models due to computational constraints. We adopt the Qwen3 model family in the non-thinking mode as the backbone, motivated by its favorable inference efficiency and solid base performance. More comprehensive evaluations on additional model families and different model variants and configurations are left for future work to further investigate the generality and scalability of IH-GRPO across diverse backbone models.

Moreover, our experimental evaluation is primarily confined to mathematical reasoning tasks and environments augmented with code tools, which are widely used benchmarks in prior work. However, the core idea of our method, which decouples tool invocation and execution to improve reasoning coherence and introduces a theoretical framework for implicit hierarchical control, can potentially generalize to broader domains and multi-tool settings. For example, in multi-tool scenarios, decoupling tool invocation from execution allows the output of one tool to be directly reused as the input to another. By controlling when execution occurs, this paradigm reduces unnecessary feedback and context length, while enabling flexible interleaving between textual reasoning and tool-based compu-

tation. Importantly, it avoids external model intervention, prompt-based coordination, and manually specified workflows. As a result, this design helps preserve coherent reasoning, offers greater flexibility, and may further improve TIR performance.

Ethical Statements

Our experiments rely exclusively on publicly available datasets; these tasks involve reasoning and multi-turn tool execution, without involving any sensitive user data. Our methods focus on improving models' reasoning and tool execution capabilities, and any deployment in open-ended or real-world settings should be carefully monitored to mitigate potential risks.

References

- Fei Bai, Yingqian Min, Beichen Zhang, Zhipeng Chen, Wayne Xin Zhao, Lei Fang, Zheng Liu, Zhongyuan Wang, and Ji-Rong Wen. 2025. Towards effective code-integrated reasoning. *arXiv preprint arXiv:2505.24480*.
- Junjie Chen, Haitao Li, Jingli Yang, Yiqun Liu, and Qingyao Ai. 2025a. Enhancing llm-based agents via global planning and hierarchical execution. *arXiv preprint arXiv:2504.16563*.
- Yongchao Chen, Yilun Hao, Yueying Liu, Yang Zhang, and Chuchu Fan. 2025b. Codesteer: Symbolic-augmented language models via code/text guidance. *arXiv preprint arXiv:2502.04350*.
- Guanting Dong, Hangyu Mao, Kai Ma, Licheng Bao, Yifei Chen, Zhongyuan Wang, Zhongxia Chen, Jiazhen Du, Huiyang Wang, Fuzheng Zhang, and 1 others. 2025. Agentic reinforced policy optimization. *arXiv preprint arXiv:2507.19849*.
- Jiazhan Feng, Shijue Huang, Xingwei Qu, Ge Zhang, Yujia Qin, Baoquan Zhong, Chengquan Jiang, Jinxin Chi, and Wanjun Zhong. 2025. Retool: Reinforcement learning for strategic tool use in llms. *arXiv preprint arXiv:2504.11536*.
- Zhibin Gou, Zhihong Shao, Yeyun Gong, Yelong Shen, Yujie Yang, Minlie Huang, Nan Duan, and Weizhu Chen. 2023. Tora: A tool-integrated reasoning agent for mathematical problem solving. *arXiv preprint arXiv:2309.17452*.
- Chaoqun He, Renjie Luo, Yuzhuo Bai, Shengding Hu, Zhen Thai, Junhao Shen, Jinyi Hu, Xu Han, Yujie Huang, Yuxiang Zhang, and 1 others. 2024. Olympiadbench: A challenging benchmark for promoting agi with olympiad-level bilingual multimodal scientific problems. In *Proceedings of the 62nd Annual Meeting of the Association for Computational Linguistics (Volume 1: Long Papers)*, pages 3828–3850.

- Dan Hendrycks, Collin Burns, Saurav Kadavath, Akul Arora, Steven Basart, Eric Tang, Dawn Song, and Jacob Steinhardt. 2021. Measuring mathematical problem solving with the math dataset. *arXiv preprint arXiv:2103.03874*.
- Xingyue Huang, Xianglong Hu, Zifeng Ding, Yuan He, Waleed Alzarooni, Ziyu Ye, Wendong Fan, Bailan He, Haige Bo, Changran Hu, and 1 others. 2025. Distilling tool knowledge into language models via back-translated traces. *arXiv preprint arXiv:2506.19171*.
- Julia M Huntenburg, Pierre-Louis Bazin, and Daniel S Margulies. 2018. Large-scale gradients in human cortical organization. *Trends in cognitive sciences*, 22(1):21–31.
- Bowen Jin, Hansi Zeng, Zhenrui Yue, Jinsung Yoon, Sercan Arik, Dong Wang, Hamed Zamani, and Jiawei Han. 2025. Search-r1: Training llms to reason and leverage search engines with reinforcement learning. *arXiv preprint arXiv:2503.09516*.
- Woosuk Kwon, Zhuohan Li, Siyuan Zhuang, Ying Sheng, Lianmin Zheng, Cody Hao Yu, Joseph Gonzalez, Hao Zhang, and Ion Stoica. 2023. Efficient memory management for large language model serving with pagedattention. In *Proceedings of the 29th symposium on operating systems principles*, pages 611–626.
- THROUGH REINFORCEMENT LEARNING. Emergent hierarchical reasoning in llms through reinforcement learning.
- Chengpeng Li, Zhengyang Tang, Ziniu Li, Mingfeng Xue, Keqin Bao, Tian Ding, Ruoyu Sun, Benyou Wang, Xiang Wang, Junyang Lin, and 1 others. 2025a. Teaching language models to reason with tools. *arXiv preprint arXiv:2510.20342*.
- Chengshu Li, Jacky Liang, Andy Zeng, Xinyun Chen, Karol Hausman, Dorsa Sadigh, Sergey Levine, Li Fei-Fei, Fei Xia, and Brian Ichter. 2023. Chain of code: Reasoning with a language model-augmented code emulator. *arXiv preprint arXiv:2312.04474*.
- Xuefeng Li, Haoyang Zou, and Pengfei Liu. 2025b. Torl: Scaling tool-integrated rl. *arXiv preprint arXiv:2503.23383*.
- Heng Lin and Zhongwen Xu. 2025. Understanding tool-integrated reasoning. *arXiv preprint arXiv:2508.19201*.
- Zihan Lin, Xiaohan Wang, Jie Cao, Jiajun Chai, Li Wang, Xiaodong Lu, Wei Lin, Ran He, and Guojun Yin. 2026. Resrl: Boosting llm reasoning via negative sample projection residual reinforcement learning. *arXiv preprint arXiv:2605.00380*.
- Zihan Lin, Xiaohan Wang, Jie Cao, Jiajun Chai, Guojun Yin, Wei Lin, and Ran He. 2025a. Rest: Reshaping token-level policy gradients for tool-use large language models. *arXiv preprint arXiv:2509.21826*.
- Zihan Lin, Xiaohan Wang, Hexiong Yang, Jiajun Chai, Jie Cao, Guojun Yin, Wei Lin, and Ran He. 2025b. Awpo: Enhancing tool-use of large language models through adaptive integration of reasoning rewards. *arXiv preprint arXiv:2512.19126*.
- Jian Liu, Leyang Cui, Hanmeng Liu, Dandan Huang, Yile Wang, and Yue Zhang. 2020. Logiqa: A challenge dataset for machine reading comprehension with logical reasoning. *arXiv preprint arXiv:2007.08124*.
- Yanming Liu, Xinyue Peng, Yuwei Zhang, Jiannan Cao, Xuhong Zhang, Sheng Cheng, Xun Wang, Jianwei Yin, and Tianyu Du. 2024. Tool-planner: Dynamic solution tree planning for large language model with tool clustering. *arXiv e-prints*, pages arXiv–2406.
- Zichen Liu, Changyu Chen, Wenjun Li, Penghui Qi, Tianyu Pang, Chao Du, Wee Sun Lee, and Min Lin. 2025. Understanding r1-zero-like training: A critical perspective. *arXiv preprint arXiv:2503.20783*.
- Pan Lu, Bowen Chen, Sheng Liu, Rahul Thapa, Joseph Boen, and James Zou. 2025. Octotools: An agentic framework with extensible tools for complex reasoning. *arXiv preprint arXiv:2502.11271*.
- Xiaodong Lu, Xiaohan Wang, Jiajun Chai, Guojun Yin, Wei Lin, Zhijun Chen, Yu Luo, Fuzhen Zhuang, Yikun Ban, and Deqing Wang. 2026. Contextual rollout bandits for reinforcement learning with verifiable rewards. *arXiv preprint arXiv:2602.08499*.
- Haipeng Luo, Huawei Feng, Qingfeng Sun, Can Xu, Kai Zheng, Yufei Wang, Tao Yang, Han Hu, Yansong Tang, and Di Wang. 2025a. Agentmath: Empowering mathematical reasoning for large language models via tool-augmented agent. *arXiv preprint arXiv:2512.20745*.
- Michael Luo, Sijun Tan, Justin Wong, Xiaoxiang Shi, William Y Tang, Manan Roongta, Colin Cai, Jeffrey Luo, Tianjun Zhang, Li Erran Li, and 1 others. Deepscaler: Surpassing o1-preview with a 1.5 b model by scaling rl, 2025. *Notion Blog*, 3(4):5.
- Xufang Luo, Yuge Zhang, Zhiyuan He, Zilong Wang, Siyun Zhao, Dongsheng Li, Luna K Qiu, and Yuqing Yang. 2025b. Agent lightning: Train any ai agents with reinforcement learning. *arXiv preprint arXiv:2508.03680*.
- John D Murray, Alberto Bernacchia, David J Freedman, Ranulfo Romo, Jonathan D Wallis, Xinying Cai, Camillo Padoa-Schioppa, Tatiana Pasternak, Hyojung Seo, Daeyeol Lee, and 1 others. 2014. A hierarchy of intrinsic timescales across primate cortex. *Nature neuroscience*, 17(12):1661–1663.
- Ofir Nachum, Shixiang Shane Gu, Honglak Lee, and Sergey Levine. 2018. Data-efficient hierarchical reinforcement learning. *Advances in neural information processing systems*, 31.

- Ofir Nachum, Haoran Tang, Xingyu Lu, Shixiang Gu, Honglak Lee, and Sergey Levine. 2019. Why does hierarchy (sometimes) work so well in reinforcement learning? *arXiv preprint arXiv:1909.10618*.
- Shubham Pateria, Budhitama Subagdja, Ah-hwee Tan, and Chai Quek. 2021. Hierarchical reinforcement learning: A comprehensive survey. *ACM Computing Surveys (CSUR)*, 54(5):1–35.
- Rafael Rafailov, Archit Sharma, Eric Mitchell, Christopher D Manning, Stefano Ermon, and Chelsea Finn. 2023. Direct preference optimization: Your language model is secretly a reward model. *Advances in neural information processing systems*, 36:53728–53741.
- Ning Shang, Yifei Liu, Yi Zhu, Li Lyna Zhang, Weijiang Xu, Xinyu Guan, Buze Zhang, Bingcheng Dong, Xudong Zhou, Bowen Zhang, and 1 others. 2025. rstar2-agent: Agentic reasoning technical report. *arXiv preprint arXiv:2508.20722*.
- Zhihong Shao, Peiyi Wang, Qihao Zhu, Runxin Xu, Junxiao Song, Xiao Bi, Haowei Zhang, Mingchuan Zhang, YK Li, Yang Wu, and 1 others. 2024. Deepseekmath: Pushing the limits of mathematical reasoning in open language models. *arXiv preprint arXiv:2402.03300*.
- Guangming Sheng, Chi Zhang, Zilingfeng Ye, Xibin Wu, Wang Zhang, Ru Zhang, Yanghua Peng, Haibin Lin, and Chuan Wu. 2024. Hybridflow: A flexible and efficient rlhf framework. *arXiv preprint arXiv:2409.19256*.
- Huatong Song, Jinhao Jiang, Yingqian Min, Jie Chen, Zhipeng Chen, Wayne Xin Zhao, Lei Fang, and Jirong Wen. 2025. R1-searcher: Incentivizing the search capability in llms via reinforcement learning. *arXiv preprint arXiv:2503.05592*.
- Mirac Suzgun, Nathan Scales, Nathanael Schärli, Sebastian Gehrmann, Yi Tay, Hyung Won Chung, Aakanksha Chowdhery, Quoc V Le, Ed H Chi, Denny Zhou, , and Jason Wei. 2022. Challenging big-bench tasks and whether chain-of-thought can solve them. *arXiv preprint arXiv:2210.09261*.
- Alexander Sasha Vezhnevets, Simon Osindero, Tom Schaul, Nicolas Heess, Max Jaderberg, David Silver, and Koray Kavukcuoglu. 2017. Feudal networks for hierarchical reinforcement learning. In *International conference on machine learning*, pages 3540–3549. PMLR.
- Ziyu Wan, Yunxiang Li, Xiaoyu Wen, Yan Song, Hanjing Wang, Linyi Yang, Mark Schmidt, Jun Wang, Weinan Zhang, Shuyue Hu, and 1 others. 2025. Rema: Learning to meta-think for llms with multi-agent reinforcement learning. *arXiv preprint arXiv:2503.09501*.
- Guan Wang, Jin Li, Yuhao Sun, Xing Chen, Changling Liu, Yue Wu, Meng Lu, Sen Song, and Yasin Abbasi Yadkori. 2025. Hierarchical reasoning model. *arXiv preprint arXiv:2506.21734*.
- Yubo Wang, Xueguang Ma, Ge Zhang, Yuansheng Ni, Abhranil Chandra, Shiguang Guo, Weiming Ren, Aaran Arulraj, Xuan He, Ziyang Jiang, and 1 others. 2024. Mmlu-pro: A more robust and challenging multi-task language understanding benchmark. *Advances in Neural Information Processing Systems*, 37:95266–95290.
- Jinyang Wu, Mingkuan Feng, Shuai Zhang, Feihu Che, Zengqi Wen, Chonghua Liao, and Jianhua Tao. 2024. Beyond examples: High-level automated reasoning paradigm in in-context learning via mcts. *arXiv preprint arXiv:2411.18478*.
- Jinyang Wu, Chonghua Liao, Mingkuan Feng, Shuai Zhang, Zhengqi Wen, Haoran Luo, Ling Yang, Huazhe Xu, and Jianhua Tao. 2025. Templaterl: Structured template-guided reinforcement learning for llm reasoning. *arXiv preprint arXiv:2505.15692*.
- Jinyang Wu, Guocheng Zhai, Ruihan Jin, Jiahao Yuan, Yuhao Shen, Shuai Zhang, Zhengqi Wen, and Jianhua Tao. 2026. Atlas: Orchestrating heterogeneous models and tools for multi-domain complex reasoning. *arXiv preprint arXiv:2601.03872*.
- Binfeng Xu, Zhiyuan Peng, Bowen Lei, Subhabrata Mukherjee, Yuchen Liu, and Dongkuan Xu. 2023. Rewoo: Decoupling reasoning from observations for efficient augmented language models. *arXiv preprint arXiv:2305.18323*.
- Zhenghai Xue, Longtao Zheng, Qian Liu, Yingru Li, Xiaosen Zheng, Zejun Ma, and Bo An. 2025. Simpletir: End-to-end reinforcement learning for multi-turn tool-integrated reasoning. *arXiv preprint arXiv:2509.02479*.
- An Yang, Anfeng Li, Baosong Yang, Beichen Zhang, Binyuan Hui, Bo Zheng, Bowen Yu, Chang Gao, Chengen Huang, Chenxu Lv, and 1 others. 2025. Qwen3 technical report. *arXiv preprint arXiv:2505.09388*.
- Fengkai Yang, Zherui Chen, Xiaohan Wang, Xiaodong Lu, Jiajun Chai, Guojun Yin, Wei Lin, Shuai Ma, Fuzhen Zhuang, Deqing Wang, and 1 others. 2026. Your group-relative advantage is biased. *arXiv preprint arXiv:2601.08521*.
- Shunyu Yao, Jeffrey Zhao, Dian Yu, Nan Du, Izhak Shafran, Karthik R Narasimhan, and Yuan Cao. 2022. React: Synergizing reasoning and acting in language models. In *The eleventh international conference on learning representations*.
- Qiyang Yu, Zheng Zhang, Ruofei Zhu, Yufeng Yuan, Xiaochen Zuo, Yu Yue, Weinan Dai, Tiantian Fan, Gaohong Liu, Lingjun Liu, and 1 others. 2025. Dapo: An open-source llm reinforcement learning system at scale. *arXiv preprint arXiv:2503.14476*.
- Eric Zelikman, Yuhuai Wu, Jesse Mu, and Noah Goodman. 2022. Star: Bootstrapping reasoning with reasoning. *Advances in Neural Information Processing Systems*, 35:15476–15488.

Weihao Zeng, Yuzhen Huang, Qian Liu, Wei Liu, Keqing He, Zejun Ma, and Junxian He. 2025. Simplerl-zoo: Investigating and taming zero reinforcement learning for open base models in the wild. *arXiv preprint arXiv:2503.18892*.

Yanfei Zhang. 2025. Agent-as-tool: A study on the hierarchical decision making with reinforcement learning. *arXiv preprint arXiv:2507.01489*.

A Implicit Hierarchical Derivation

Theorem A1 (Equivalence of One-Step Updates Between Explicit and Implicit Hierarchical Policies). *There exists an explicit hierarchical policy $\pi_E(\theta_i | S)$ that is equivalent to the initial implicit hierarchical policy $\pi_I(\beta_i | S)$, i.e.,*

$$\forall i, \quad \pi_E(\theta_i | S) = \pi_I(\beta_i | S).$$

Then, under a single policy-gradient update with learning rate η , the equivalence between $\pi_E(\theta_i | S)$ and $\pi_I(\beta_i | S)$ can be preserved by optimizing the following surrogate loss $L'_I(\beta_i)$ for the implicit policy:

$$\begin{aligned} L'_I(\beta_i) &= -A \left[\beta_i - \log \left(\sum_{s=0}^V e^{\beta_s} \right) \right] - A \cdot \text{sg}(\gamma_i) \cdot \log Z_i + (A \log Z_i - f_i \cdot \beta_0) \cdot \mathbb{I}\{i \geq 1\}, \\ Z_i &= \sum_{s=1}^V e^{\beta_s}, \gamma_i = \frac{Z_i}{e^{\beta_0} + Z_i}, f_i = \frac{1}{\eta} \ln \left(\text{sg} \left(\frac{Z'_i}{Z_i} \right) \right), Z'_i = \sum_{s=1}^V \exp \left(\beta_s + \eta A (\delta_{si} - \text{softmax}_{1-V}(\beta_s)) \right), \end{aligned} \quad (14)$$

where A is the advantage and $\text{sg}(\cdot)$ denotes the stop-gradient operation.

Proof. We define the explicit hierarchical strategy as a set of parameters $\{\theta_0, \theta_1, \dots, \theta_V\}$, where the high-level actions are denoted by C (continue reasoning) and E (execution). The probability of θ_i conditioned on the state S is given by:

$$P(\theta_i | S) = \begin{cases} \sigma(\theta_0) \cdot \text{softmax}_{1-V}(\theta_i), & \text{if } C, i \geq 1, \\ 1 - \sigma(\theta_0), & \text{if } E. \end{cases}$$

Next, we define the implicit hierarchical strategy as a set of parameters $\{\beta_0, \beta_1, \dots, \beta_V\}$. The probability of β_i conditioned on the state S is:

$$p(\beta_i | S) = \frac{e^{\beta_i}}{\sum_{s=0}^V e^{\beta_s}}.$$

A.1 Step 1: Initial Condition

We assume:

$$\begin{aligned} P(\theta_i | S) &= P(\beta_i | S), \\ \Rightarrow 1 - \sigma(\theta_0) &= \frac{e^{\beta_0}}{\sum_{s=0}^V e^{\beta_s}} \quad \Rightarrow \quad \sigma(\theta_0) = \frac{\sum_{s=1}^V e^{\beta_s}}{\sum_{s=0}^V e^{\beta_s}}. \end{aligned}$$

Substituting $\sigma(\theta_0)$ into $P(\theta_i | S)$ for case E , we obtain:

$$\frac{\sum_{s=1}^V e^{\beta_s}}{\sum_{s=0}^V e^{\beta_s}} \cdot \frac{e^{\theta_i}}{\sum_{s=1}^V e^{\theta_s}} = \frac{e^{\beta_i}}{\sum_{s=0}^V e^{\beta_s}} \Rightarrow \frac{e^{\beta_i}}{\sum_{s=1}^V e^{\beta_s}} = \frac{e^{\theta_i}}{\sum_{s=1}^V e^{\theta_s}}.$$

We derive the equivalent conditions of $P(\theta_i | S) = P(\beta_i | S)$:

$$1. \sigma(\theta_0) = \frac{\sum_{s=1}^V e^{\beta_s}}{\sum_{s=0}^V e^{\beta_s}} = \gamma \quad \text{and} \quad 2. \frac{e^{\beta_i}}{\sum_{s=1}^V e^{\beta_s}} = \frac{e^{\theta_i}}{\sum_{s=1}^V e^{\theta_i}}.$$

Without loss of generality, assume $\theta_i = \beta_i$ for $i \geq 1$ from condition 2. Besides, we have: $\theta_0 = \ln \sum_{s=1}^V e^{\beta_s} - \beta_0$. Therefore, $\{\beta_0, \beta_1, \dots, \beta_V\}$ can equivalently represent $\{\theta_0, \theta_1, \dots, \theta_V\}$ from the initial condition.

A.2 Step 2: Explicit Hierarchical Policy Update

We assume use policy gradient loss:

$$L_E(\theta_i) = -A \cdot \log(P(\theta_i|S)). \quad (15)$$

When updating token $i \neq 0$:

$$\frac{\partial L_E(\theta_i)}{\partial \theta_j} = -\frac{\partial A \cdot \left[\log(\sigma(\theta_0)) + \theta_i - \log \sum_{s=1}^V e^{\theta_s} \right]}{\partial \theta_j} = \begin{cases} -A \cdot [1 - \text{softmax}_{1-V}(\theta_j)], & j = i \text{ and } j \geq 1 \\ -A \cdot [-\text{softmax}_{1-V}(\theta_j)], & j \neq i \text{ and } j \geq 1, \end{cases}$$

$$\frac{\partial L_E(\theta_i)}{\partial \theta_0} = -A(1 - \sigma(\theta_0)),$$

$$\frac{\partial L_E(\theta_i)}{\partial \theta_j} = \begin{cases} -A(1 - \sigma(\theta_0)), & j = 0 \\ A \cdot \text{softmax}_{1-V}(\theta_j), & j \neq i \text{ and } j \geq 1 \\ A \cdot \text{softmax}_{1-V}(\theta_j) - A, & j = i \text{ and } j \geq 1. \end{cases}$$

When updating token $i = 0$:

$$\frac{\partial L_E(\theta_i)}{\partial \theta_j} = -\frac{\partial A \cdot \log[1 - \sigma(\theta_0)]}{\partial \theta_j} = \begin{cases} 0, & j \neq 0 \\ A\sigma(\theta_0), & j = 0. \end{cases}$$

A.3 Step 3: Implicit Hierarchical Policy Update

We assume use policy gradient loss:

$$L_I(\beta_i) = -A \cdot \log(P(\beta_i|S)), \quad (16)$$

$$\frac{\partial L_I(\beta_i)}{\partial \beta_j} = -\frac{\partial A \cdot \log \frac{e^{\beta_i}}{\sum_{s=0}^V e^{\beta_s}}}{\partial \beta_j} = -\frac{\partial A \cdot \left[\beta_i - \log \sum_{s=0}^V e^{\beta_s} \right]}{\partial \beta_j} = \begin{cases} A \cdot \text{softmax}_{0-V}(\beta_j), & j \neq i \\ A \cdot \text{softmax}_{0-V}(\beta_j) - A, & j = i \end{cases}$$

$$= \begin{cases} A \cdot \text{softmax}_{1-V}(\beta_j) \cdot \sigma(\theta_0), & j \neq i \\ A \cdot \text{softmax}_{1-V}(\beta_j) \cdot \sigma(\theta_0) - A, & j = i. \end{cases}$$

A.4 Step 4: Surrogate Loss of Implicit Hierarchical Policy

Case 1: Sampled Token is Tool Execution ($i = 0$)

The surrogate loss is:

$$L'_I(\beta_i) = -A \log \left(\frac{e^{\beta_0}}{e^{\beta_0} + Z_i} \right) - A \cdot \text{sg}(\gamma_i) \cdot \log Z_i,$$

where $Z_i = \sum_{s=1}^V e^{\beta_s}$ and $\gamma_i = \frac{Z_i}{e^{\beta_0} + Z_i} = \sigma(\theta_0)$. Gradients:

The base term is $-A(\beta_0 - \log(e^{\beta_0} + Z_i))$, yielding:

$$\frac{\partial}{\partial \beta_0} \left[-A(\beta_0 - \log(e^{\beta_0} + Z_i)) \right] = -A \left(1 - \frac{e^{\beta_0}}{e^{\beta_0} + Z_i} \right) = -A\gamma_i,$$

$$\frac{\partial}{\partial \beta_j} \left[-A(\beta_0 - \log(e^{\beta_0} + Z_i)) \right] = A \frac{e^{\beta_j}}{e^{\beta_0} + Z_i} = A \cdot \gamma_i \cdot \text{softmax}_{1-V}(\beta_j), \quad j \geq 1.$$

The correction term $-A \cdot \text{sg}(\gamma_i) \cdot \log Z_i$ contributes:

$$\frac{\partial}{\partial \beta_0} (-A \text{sg}(\gamma_i) \cdot \log Z_i) = 0,$$

$$\frac{\partial}{\partial \beta_j} (-A \cdot \text{sg}(\gamma_i) \cdot \log Z_i) = -A \cdot \text{sg}(\gamma_i) \cdot \frac{e^{\beta_j}}{Z_i} = -A \cdot \text{sg}(\gamma_i) \cdot \text{softmax}_{1-V}(\beta_j), \quad j \geq 1.$$

Overall:

$$\frac{\partial L'_I(\beta_i)}{\partial \beta_0} = -A\gamma_i = -A\sigma(\theta_0), \quad \frac{\partial L'_I(\beta_i)}{\partial \beta_j} = 0 \quad (j \geq 1).$$

So we ensure identical updates:

$$\beta'_0 = \beta_0 + \eta \cdot A\sigma(\theta_0), \quad \beta'_j = \beta_j, \quad j \geq 1.$$

where η is learning rate, and the explicit updates remain:

$$\theta'_0 = \theta_0 - \eta A\sigma(\theta_0), \quad \theta'_j = \theta_j, \quad j \geq 1,$$

Verification of conditions:

Condition 2 holds exactly since $\beta'_j = \beta_j = \theta_j = \theta'_j$ for $j \geq 1$. For condition 1, let $Z'_i = \sum_{s=1}^V e^{\beta'_s} = Z_i$ (unchanged). Then

$$\gamma' = \frac{Z'_i}{e^{\beta'_0} + Z'_i} = \frac{Z_i}{e^{\beta_0 + \eta A\sigma(\theta_0)} + Z_i}.$$

From the initial relation $\theta_0 = \ln Z_i - \beta_0$, we have

$$\theta'_0 = \theta_0 - \eta A\sigma(\theta_0) = \ln Z_i - \beta_0 - \eta A\sigma(\theta_0) = \ln Z_i - (\beta_0 + \eta A\sigma(\theta_0)) = \ln Z_i - \beta'_0.$$

Thus, $e^{\theta'_0} = Z_i e^{-\beta'_0}$, $e^{-\theta'_0} = e^{\beta'_0} / Z_i$, and

$$\sigma(\theta'_0) = \frac{1}{1 + e^{-\theta'_0}} = \frac{Z_i}{Z_i + e^{\beta'_0}} = \gamma'_i,$$

so condition 1 holds exactly.

Case 2: Sampled Token is Non-Tool ($i \geq 1$)

The surrogate loss is:

$$L'_I(\beta_i) = -A \left[\beta_i - \log \left(\sum_{s=0}^V e^{\beta_s} \right) \right] + A(1 - \text{sg}(\gamma_i)) \cdot \log Z_i - f_i \cdot \beta_0,$$

where η is learning rate, $f_i = \frac{1}{\eta} \ln \left(\text{sg} \left(\frac{Z'_i}{Z_i} \right) \right)$, $Z_i = \sum_{s=1}^V e^{\beta_s}$, $Z'_i = \sum_{s=1}^V \exp(\beta_s + \eta A(\delta_{si} - \text{softmax}_{1-V}(\beta_s)))$, $\gamma_i = \frac{Z_i}{e^{\beta_0} + Z_i}$, and δ_{si} denotes the Kronecker delta function, which is defined as:

$$\delta_{si} = \begin{cases} 1 & \text{if } s = i, \\ 0 & \text{otherwise.} \end{cases}$$

Gradients:

Let $N = \sum_{s=0}^V e^{\beta_s}$. The base term is $-A(\beta_i - \log N)$, yielding:

$$\frac{\partial}{\partial \beta_j} [-A(\beta_i - \log N)] = -A(\delta_{ji} - \text{softmax}_{0-V}(\beta_j)).$$

The correction term $A(1 - \text{sg}(\gamma_i)) \cdot \log Z_i$ contributes 0 for $j = 0$ and:

$$\frac{\partial}{\partial \beta_j} [A(1 - \text{sg}(\gamma_i)) \cdot \log Z_i] = A(1 - \text{sg}(\gamma_i)) \cdot \text{softmax}_{1-V}(\beta_j), \quad j \geq 1.$$

Overall:

$$\frac{\partial L'_I(\beta_i)}{\partial \beta_j} = -A[\delta_{ji} - \gamma_i \cdot \text{softmax}_{1-V}(\beta_j)] + A(1 - \gamma_i) \cdot \text{softmax}_{1-V}(\beta_j) = -A[\delta_{ji} - \text{softmax}_{1-V}(\beta_j)], \quad j \geq 1,$$

$$\frac{\partial L'_I(\beta_i)}{\partial \beta_0} = A(1 - \gamma_i) - f_i.$$

Updated Parameters:

Assuming gradient descent updates $\beta_i \leftarrow \beta_i - \eta \nabla L'_I(\beta_i)$:

$$\begin{aligned}\beta'_j &= \beta_j + \eta A (\delta_{ji} - \text{softmax}_{1-V}(\beta_j)) \quad (j \geq 1), \\ \beta'_0 &= \beta_0 - \eta (A(1 - \gamma_i) - f_i) = \beta_0 - \eta A(1 - \gamma_i) + \eta f_i.\end{aligned}$$

Substituting f_i :

$$\beta'_0 = \beta_0 - \eta A(1 - \gamma_i) + \ln \left(\frac{Z'_i}{Z_i} \right).$$

From the explicit loss $L_E(\theta_i)$, the updates are

$$\begin{aligned}\theta'_j &= \theta_j + \eta A (\delta_{ji} - \text{softmax}_{1-V}(\theta_j)) \quad (j \geq 1), \\ \theta'_0 &= \theta_0 + \eta A(1 - \gamma_i).\end{aligned}$$

Verification of Conditions:

Condition 2 holds exactly because $\beta_j = \theta_j$ initially for $j \geq 1$ and the gradients and updates for $j \geq 1$ are identical in both policies, so $\beta'_j = \theta'_j$ for $j \geq 1$. For condition 1, recall $\theta_0 = \ln Z_i - \beta_0$ and $\gamma_i = \sigma(\theta_0) = \frac{Z_i}{e^{\beta_0} + Z_i}$. After updates:

$$\theta'_0 = \theta_0 + \eta A(1 - \gamma_i) = \ln Z_i - \beta_0 + \eta A(1 - \gamma_i).$$

For the implicit side, $Z'_i = \sum_{s=1}^V e^{\beta'_s} = \sum_{s=1}^V e^{\theta'_s}$, and the desired relation is $\theta'_0 = \ln Z'_i - \beta'_0$. Substituting:

$$\begin{aligned}\ln Z'_i - \beta'_0 &= \ln Z'_i - \left(\beta_0 + \ln \left(\frac{Z'_i}{Z_i} \right) - \eta A(1 - \gamma_i) \right) \\ &= \ln Z'_i - \beta_0 - \ln Z'_i + \ln Z_i + \eta A(1 - \gamma_i) = \ln Z_i - \beta_0 + \eta A(1 - \gamma_i) = \theta'_0,\end{aligned}$$

so $\theta'_0 = \ln Z'_i - \beta'_0$ holds exactly. Thus, $\gamma'_i = \sigma(\theta'_0) = \frac{Z'_i}{e^{\beta'_0} + Z'_i}$, satisfying condition 1 strictly.

Summary:

The surrogate loss function $L'_I(\beta_i)$ for the implicit hierarchical policy is defined as follows:

$$\begin{aligned}L'_I(\beta_i) &= \begin{cases} -A \left[\beta_0 - \log \left(\sum_{s=0}^V e^{\beta_s} \right) \right] - A \cdot \text{sg}(\gamma_i) \cdot \log Z_i, & \text{if } i = 0 \text{ (E)}, \\ -A \left[\beta_i - \log \left(\sum_{s=0}^V e^{\beta_s} \right) \right] - A \cdot \text{sg}(\gamma_i) \cdot \log Z_i + A \log Z_i - f_i \cdot \beta_0, & \text{if } i \geq 1 \text{ (C)}, \end{cases} \\ &= -A \left[\beta_i - \log \left(\sum_{s=0}^V e^{\beta_s} \right) \right] - A \cdot \text{sg}(\gamma_i) \cdot \log Z_i + (A \log Z_i - f_i \cdot \beta_0) \cdot \mathbb{I}\{i \geq 1\},\end{aligned}$$

where $\text{sg}(\cdot)$ denotes the stop-gradient operation, η is learning rate, $Z_i = \sum_{s=1}^V e^{\beta_s}$, $\gamma_i = \frac{Z_i}{e^{\beta_0} + Z_i}$, $Z'_i = \sum_{s=1}^V \exp(\beta_s + \eta A (\delta_{si} - \text{softmax}_{1-V}(\beta_s)))$, $f_i = \frac{1}{\eta} \ln \left(\text{sg} \left(\frac{Z'_i}{Z_i} \right) \right)$.

When employing the surrogate loss $L'_I(\beta_i)$, a single gradient descent step for the implicit hierarchical policy yields parameters that produce an identical probability distribution to that of the explicit hierarchical policy updated with the policy gradient loss $L_E(\theta_i)$. This preserves the initial conditions (Condition 1: $\sigma(\theta_0) = \gamma_i = \frac{\sum_{s=1}^V e^{\beta_s}}{\sum_{s=0}^V e^{\beta_s}}$; Condition 2: $\frac{e^{\beta_i}}{\sum_{s=1}^V e^{\beta_s}} = \frac{e^{\theta_i}}{\sum_{s=1}^V e^{\theta_s}}$) exactly. By iterating this proof at each step, it ensures the probabilities remain equal in the next step, thereby guaranteeing that the gradient updates at each step maintain the same probability. This loss function can then implicitly train the explicit hierarchical strategy. \square

Table A1: Statistics of the training and test datasets used by all methods. ‘D’ denotes decoupled tool invocation, and ‘C’ denotes coupled tool invocation. The term "Logical Deduction" refers to "Logical Deduction Seven Objects".

Dataset	Description	# Train / Test
Math3-5	Math Reasoning	8523 / -
Deepscaler	Math Reasoning	40315 / -
1.7B-I-STaR	Math Reasoning	10757 / -
1.7B-D-STaR	Math Reasoning	13632 / -
4B-I-STaR	Math Reasoning	6511 / -
4B-D-STaR	Math Reasoning	10531 / -
8B-I-STaR	Math Reasoning	6780 / -
8B-D-STaR	Math Reasoning	10945 / -
1.7B-RL	Math Reasoning	22328 / -
4/8B-RL	Math Reasoning	13797 / -
AIME24	Math Reasoning	- / 30
AIME25	Math Reasoning	- / 30
MATH500	Math Reasoning	- / 500
AMC23	Math Reasoning	- / 40
Hmmt25	Math Reasoning	- / 30
Olympiad	Math Reasoning	- / 674
MMLU-pro	General Ability	- / 12032
Logiqa	Logical Reasoning	- / 651
Date Understanding	Date Understanding	- / 250
Formal Fallacies	Logical Reasoning	- / 250
Logical Deduction	Logical Reasoning	- / 250

B Experimental Details

B.1 Datasets for IH-GRPO Main Experiments

We summarize the number of samples in the training and evaluation datasets in Table A1. Following SimpleTIR (Zeng et al., 2025), we mixed the Math3-5 and Deepscaler datasets for training. For the 1.7B model, which requires longer training to learn effective tool usage, we trained for 500 steps to ensure convergence. For the 4B and 8B models, which already exhibit stronger tool usage capabilities, we trained for 300 steps. The data used for training the reinforcement learning (RL) methods is shown in 1.7B-RL and 4/8B-RL. For the STaR method, we use the same data as in RL training and perform rollouts of 8 responses and filter the correct ones for supervised fine-tuning (SFT) training, applying this procedure in both decoupled and coupled tool invocation scenarios. The specific number of samples used for STaR training is shown in 1.7B-I/D-STaR, 4B-I/D-STaR and 8B-I/D-STaR.

B.2 Training and Comparison Details

Our framework is implemented on top of VeRL (Sheng et al., 2024) and SimpleTIR (Xue et al., 2025). For the STaR method, we sample 8 responses per prompt and filter the correct chain-

of-thought (CoT) responses for SFT, using a learning rate of 1×10^{-5} , training for 3 epochs, and a `micro_batch_size_per_gpu` of 2. The dataset distribution is summarized in Table A1. For all RL-based methods, we adopt a batch size of 16, a `ppo_mini_batch_size` of 128, and a learning rate of 1×10^{-6} . Due to these shared training strategies, the DAPO baseline behaves similarly to SimpleTIR. For EH-GRPO, we extract the final hidden layer from the reasoning model after each code block as input features and train a multi-layer perceptron agent using the REINFORCE algorithm to make tool execution decisions, employing the same reward for high-level control policy. For IH-GRPO, we use the `<tool_call>` token to represent tool executions and set $\lambda = 1 \times 10^{-3}$ for Qwen3-1.7B and Qwen3-4B, and $\lambda = 1 \times 10^{-2}$ for Qwen3-8B. All other hyperparameters are kept consistent with the default settings of SimpleTIR. All experiments were conducted on $8 \times \text{H20}$ GPUs with 141GB of memory, using Python 3.10 and PyTorch 2.6. All models are optimized with the AdamW optimizer ($\beta_1 = 0.9$, $\beta_2 = 0.95$, weight decay 0.01) and accelerated via vLLM (Kwon et al., 2023).

B.3 Comparison of Computational Cost

To compare the training overhead of different methods, we evaluate their total training cost using Qwen3-4B as the backbone model on an $8 \times \text{H20}$ GPU setup with 141 GB total memory, as summarized in Table A2. The STaR method requires additional time for preparing training data; owing to its reliance on SFT, its overall training time is relatively short, but the resulting performance gains are also limited. In contrast, RL-based methods generally achieve stronger performance improvements, at the expense of substantially longer training time. The EH-GRPO approach incurs fewer tool executions and shorter training time due to suboptimal coordination between the external high-level policy controller and low-level policy, which in turn leads to inferior performance. By comparison, IH-GRPO decouples tool invocation and execution, enriches tool-use patterns, and improves TIR capability. This may increase interaction turns and overall training time, but brings significant performance gains and achieves the best performance, which is consistent with our design goal.

B.4 Tool Usage Analysis

We report the average number of tool execution for all methods, as summarized in Table A3. Under

Table A2: Estimated computational time (hours) for various methods with Qwen3-4B. 'C' and 'D' represent coupled and decoupled tool invocation, respectively.

Method	Tool	Data Processing	Training	Total
STaR	C	9.4	3.4	12.8
STaR	D	11.6	5.5	17.1
SimpleTIR	C	0	31.9	31.9
SimpleTIR	D	0	37.9	37.9
Dr.GRPO	C	0	28.13	28.13
Dr.GRPO	D	0	37.51	37.51
DAPO	C	0	35.8	35.8
DAPO	D	0	38.9	38.9
EH-GRPO	D	0	24.5	24.5
IH-GRPO	D	0	37.3	37.2

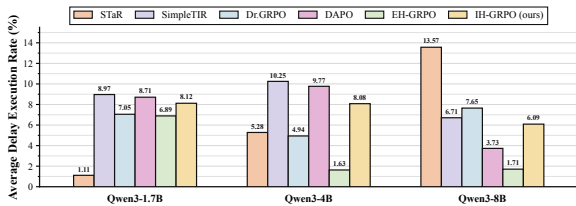
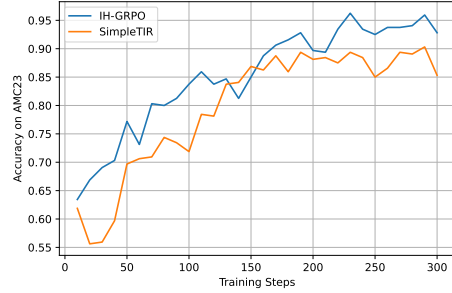


Figure A1: Average delay execution rate (%).

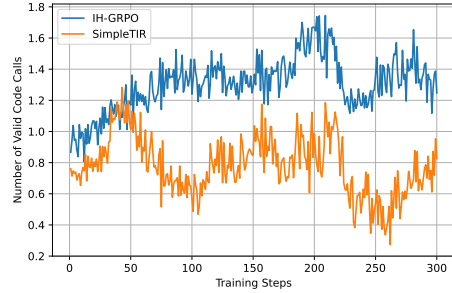
the decoupled tool invocation setting, models can maintain reasoning continuity as much as possible, allowing for comprehensive planning to decompose and solve multiple subproblems. In addition, decoupled tool invocation allows the model to inspect and verify the generated code before execution, as illustrated in the example in Figure A15, which has the potential to reduce the likelihood of tool usage errors. As a result, models tend to use tools more frequently to support reasoning, leading to improved reasoning performance. As shown in Figure A1, the proportion of delayed invocations further suggests that explicitly controlling invocation timing has the potential to reduce unnecessary tool-execution overhead.

B.5 Training Dynamics

We analyze the training dynamics of SimpleTIR and IH-GRPO on Qwen3-8B by reporting the average number of valid code executions during training and the accuracy on the AMC23, as illustrated in Figure A2. Compared to SimpleTIR, IH-GRPO consistently achieves higher test accuracy while maintaining a lower rate of invalid code executions. These results empirically validate the effectiveness of implicit hierarchical control and decoupled tool invocation, which together enhance reasoning reliability and training stability.



(a) Accuracy on AMC23.



(b) Average turn of valid code executions.

Figure A2: Training dynamics of SimpleTIR and IH-GRPO on Qwen3-8B.

C Out-of-Distribution Evaluation

To assess whether tool-oriented training impacts model performance in other domains, we evaluate both the base Qwen3 models and their IH-GRPO counterparts on a diverse set of out-of-distribution (OOD) benchmarks. The evaluation suite includes MMLU-Pro (Wang et al., 2024), LogiQA (Liu et al., 2020), as well as three challenging reasoning tasks from the BIG-Bench Hard (BBH) benchmark (Suzgun et al., 2022), namely Date Understanding, Formal Fallacies, and Logical Deduction (Seven Objects). Dataset statistics are summarized in Table A1. Given the relatively large number of evaluation datasets, we adopt the average@1 metric for all OOD evaluations, with the sampling temperature fixed at 1.0. The prompt templates used for evaluation are provided in Appendix F. As shown in Table A4, IH-GRPO training does not result in performance degradation on any of the five OOD benchmarks. Instead, we observe clear and consistent performance improvements across all tasks, indicating that hierarchical tool training with IH-GRPO preserves general reasoning capabilities and can substantially benefit performance on certain OOD tasks.

Table A3: Average tool execution time of different methods based on Qwen3 models across six mathematical reasoning benchmarks. ‘D’ denotes decoupled tool invocation, and ‘C’ denotes coupled tool invocation.

Method	Tool	AIME24	AIME25	MATH500	AMC23	Hmmt25	Olympiad	Average
<i>Models based on Qwen3-1.7B</i>								
STaR	C	0.36	0.38	0.34	0.36	0.39	0.32	0.36
STaR	D	0.34	0.33	0.51	0.37	0.42	0.51	0.41
SimpleTIR	C	0	0	0.01	0	0	0	0
SimpleTIR	D	0.51	0.40	0.75	0.58	0.79	0.58	0.60
Dr.GRPO	C	0.50	0.41	0.64	0.55	0.71	0.49	0.55
Dr.GRPO	D	0.52	0.44	0.53	0.59	0.80	0.53	0.57
DAPO	C	0.12	0.10	0.15	0.21	0.18	0.12	0.15
DAPO	D	0.36	0.33	0.53	0.47	0.61	0.42	0.45
EH-GRPO	D	0.14	0.08	0.11	0.15	0.33	0.14	0.16
IH-GRPO (ours)	D	0.61	0.38	0.47	0.50	0.87	0.50	0.56
<i>Models based on Qwen3-4B</i>								
STaR	C	0.71	0.73	0.27	0.50	0.63	0.42	0.54
STaR	D	0.81	0.73	0.49	0.67	0.95	0.59	0.71
SimpleTIR	C	0.74	0.78	0.95	0.96	0.79	0.85	0.85
SimpleTIR	D	1.08	1.11	1.17	1.22	1.24	1.06	1.15
Dr.GRPO	C	0.68	0.64	0.84	0.86	0.75	0.70	0.75
Dr.GRPO	D	0.90	1.00	1.09	1.06	1.02	0.96	1.01
DAPO	C	0.39	0.46	0.36	0.39	0.60	0.39	0.43
DAPO	D	0.98	0.91	1.15	1.12	1.00	1.00	1.03
EH-GRPO	D	0.17	0.21	0.34	0.27	0.25	0.21	0.24
IH-GRPO (ours)	D	1.15	1.06	1.13	1.15	1.24	1.09	1.14
<i>Models based on Qwen3-8B</i>								
STaR	C	0.66	0.50	0.31	0.50	0.60	0.41	0.50
STaR	D	1.46	1.35	2.00	1.09	1.33	1.17	1.40
SimpleTIR	C	0.67	0.69	0.53	0.45	1.00	0.63	0.66
SimpleTIR	D	1.23	1.19	1.28	1.34	1.38	1.23	1.28
Dr.GRPO	C	0.89	0.87	0.98	0.93	0.98	0.91	0.93
Dr.GRPO	D	1.23	1.24	1.17	1.31	1.33	1.17	1.24
DAPO	C	1.00	1.09	0.89	0.76	1.16	0.83	0.96
DAPO	D	1.09	1.11	1.11	1.14	1.08	1.02	1.09
EH-GRPO	D	0.20	0.20	0.24	0.23	0.32	0.22	0.24
IH-GRPO (ours)	D	1.26	1.35	1.43	1.40	1.38	1.30	1.35

D Pseudocode of IH-GRPO

We present the pseudocode of IH-GRPO in Algorithm 1.

E Use of Large Language Models

Some parts of the text were refined with the assistance of large language models (LLMs). All content and responsibility for the work remain with the authors.

F Prompts

For the decoupled tool invocation scenario, we use the prompt template illustrated in Figure A3. In Section 5.3, we also try an alternative prompt template shown in Figure A4. For the coupled tool invocation scenario, we adopt the prompt templates

from SimpleTIR, as shown in Figure A5. In addition, for OOD evaluation, we employ the prompt templates shown in Figure A6.

G Case Study

We present qualitative examples of the Qwen3-8B base model under coupled and decoupled tool invocation settings. In Example 1, as shown in Figure A7, under the coupled tool invocation setting, the model defines a function that is executed immediately. Since the function is not invoked and the code does not contain any other executable outputs, the execution returns an empty result, which interferes with the subsequent reasoning process. In the next reasoning step, the model heuristically returns "None" and prematurely terminates the reasoning process, resulting in an incorrect answer.

Design of Prompt for Decoupled Tool Invocation Scenarios

Solve the following problem in a step-by-step manner, presenting the final solution enclosed within `\boxed{}`. You may employ Python code to augment your reasoning process. `\no_think`

Guidelines:

1. Treat this interaction as a Jupyter notebook where variables persist across blocks. For better planning, you are encouraged to spread your code across multiple steps (e.g., solve each substep in a separate block) and use code to replace complex calculations and reasoning. All code should be enclosed within ````python```` blocks.
2. By default, when you write a ````python```` code block, it is executed in a delay manner, because some values are intermediate variables and do not need to be known immediately for subsequent reasoning, and therefore do not require print output. If you need to execute a block immediately, append `<tool_call>` right after the code block. In that case, all previously unexecuted code blocks will be concatenated into a complete script and return the terminal output.
3. You are encouraged to use delay execution (code blocks without the `<tool_call>` tag) whenever possible. This helps simplify complex computations or reasoning processes, improves accuracy, and does not hinder reasoning efficiency. For intermediate variables, you can continue reasoning using their variable names without needing their exact values.
4. Minimize the number of immediate executions, as they can slow down reasoning. For intermediate variables that do not affect your reasoning, do not use the `<tool_call>` tag. Only add `<tool_call>` after a code block when you must know its execution result immediately—such as at final answer nodes. But remember: if you must need the output, you must include the tag; otherwise, the code will remain unexecuted.
5. You need to use `print()` to output results. Do not fabricate the outputs of code yourself. Avoid creating adjacent code blocks that could be combined; merge them instead. Do not write duplicate code.

Example Question:

Calculate the sum of the squares of the two smallest odd numbers in the list `[10, 4, 7, 1, 3, 5, 8]`.

Step 1:

First, we need to filter out the even numbers to focus only on the odd ones.

```
```python
```

```
Step 1: Filter for odd numbers
numbers = [10, 4, 7, 1, 3, 5, 8]
odd_numbers = [num for num in numbers if num % 2 != 0]
```
```

(`odd_num` is an intermediate variable, and its execution can be delayed.)

Step 2:

Next, we sort the filtered list to easily access the smallest numbers.

```
```python
```

```
Step 2: Sort the odd numbers
sorted_odds = sorted(odd_numbers)
```
```

(`sorted_odds` is an intermediate variable, and its execution can be delayed.)

Step 3:

Finally, we take the first two elements from the sorted list, square them, and compute the sum.

```
```python
```

```
Step 3: Compute sum of squares of the two smallest odds
Smallest are at index 0 and 1
result = sorted_odds[0]**2 + sorted_odds[1]**2
print(result)
```
```

```
<tool_call>
```

Code execution result: 10

```
</tool_call>
```

Final Answer: `\boxed{10}`

User Question:

Figure A3: Design of Prompt for Decoupled Tool Invocation Scenarios

Design of Prompt 2 for Decoupled Tool Invocation Scenarios

Solve the following problem in a step-by-step manner, presenting the final solution enclosed within `{}`. You may employ Python code to augment your reasoning process. `\no_think`

Guidelines:

1. Treat the interaction as a Jupyter-style notebook in which variables persist across code blocks. For clarity and better planning, you are encouraged to decompose the solution into multiple steps (e.g., implementing each subtask in a separate block) and rely on code to handle complex computations or logical operations. All code must be written inside ``python`` blocks.

2. By default, a ``python`` code block is executed in a deferred manner. This design reflects the fact that many variables serve as intermediate results and do not need to be evaluated immediately, nor do they require printed outputs. When immediate execution is necessary, append the ``<tool_call>`` tag after the code block. In this case, all previously deferred code blocks will be combined into a single script and executed together, with the terminal output returned.

3. Delayed execution (i.e., code blocks without the ``<tool_call>`` tag) is recommended whenever possible. This strategy helps manage complex computations and reasoning steps more effectively, improves overall reliability, and does not compromise reasoning efficiency. For intermediate variables, you may continue the reasoning process by referring to their variable names without explicitly knowing their numerical values.

4. The use of immediate execution should be kept to a minimum, as frequent executions may interrupt or slow down the reasoning process. For intermediate variables that are not essential to decision-making, the ``<tool_call>`` tag should be omitted. The tag should only be added when the execution result is required immediately, such as at final answer stages. Note that if an output is required, the ``<tool_call>`` tag must be included; otherwise, the corresponding code will not be executed.

5. All outputs must be explicitly produced using ``print()``. Do not invent or assume the results of code execution without actually running the code. Additionally, avoid writing adjacent code blocks that can be logically merged, and refrain from duplicating code to maintain conciseness and clarity.

Example Question:

Calculate the product of the two largest even numbers in the list `[6, 11, 2, 9, 14, 5, 8]`.

Step 1:

First, we filter out the odd numbers to retain only the even ones.

```
```python
Step 1: Filter for even numbers
numbers = [6, 11, 2, 9, 14, 5, 8]
even_numbers = [num for num in numbers if num % 2 == 0]
```
```

(``even_numbers`` is an intermediate variable, and its execution can be delayed.)

Step 2:

Next, we sort the even numbers in descending order to identify the largest values.

```
```python
Step 2: Sort the even numbers in descending order
sorted_evens = sorted(even_numbers, reverse=True)
```
```

(``sorted_evens`` is an intermediate variable, and its execution can be delayed.)

Step 3:

Finally, we take the first two elements from the sorted list and compute their product.

```
```python
Step 3: Compute the product of the two largest even numbers
Largest are at index 0 and 1
result = sorted_evens[0] * sorted_evens[1]
print(result)
```<tool_call>
```

```
Code execution result: 112
</tool_call>
```

Code execution result: 112

</tool_call>

Final Answer: `{112}`

User Question:

Figure A4: Design of Prompt 2 for Decoupled Tool Invocation Scenarios

Table A4: Out-of-distribution evaluation results on Qwen3 models (where “Logical Deduction” refers to “Logical Deduction Seven Objects”). **Bold** values indicate the best performance.

Method	MMLU-Pro	LogiQA	Date Understanding	Formal Fallacies	Logical Deduction	Avg.
<i>Models based on Qwen3-1.7B</i>						
Base	33.20	45.01	55.20	58.80	52.80	49.00
IH-GRPO (ours)	48.75	56.99	78.00	76.00	80.80	68.11
<i>Models based on Qwen3-4B</i>						
Base	36.30	57.76	64.80	86.40	74.80	64.01
IH-GRPO (ours)	39.16	63.29	79.60	92.40	85.60	72.01
<i>Models based on Qwen3-8B</i>						
Base	29.19	51.15	64.80	96.00	73.20	62.87
IH-GRPO (ours)	51.01	66.67	90.00	97.60	91.60	79.38

Design of Prompt for Coupled Tool Invocation Scenarios

Solve the following problem step by step. You now have the ability to selectively write executable Python code to enhance your reasoning process. The Python code will be executed by an external sandbox, and the output (after "Code execution result: ") is returned to aid your reasoning and help you arrive at the final answer. The Python code should be complete scripts, including necessary imports. /no_think

Code Format:
Each code snippet is wrapped between ```. You need to use `print()` to output intermediate results.

Answer Format:
You can use the `final_answer()` function in the code to return your final answer. For example, to answer the User Question: What is the result of the $5 + 3 + 1294.678$?, you can write:

```
```py
answer = 5 + 3 + 1294.678
final_answer(answer)
```
```

You can also use `\boxed{}` to return your answer. The last part of your response should be:

```
\boxed{The final answer goes here.}
/no_think
User Question:
```

Figure A5: Design of Prompt for Coupled Tool Invocation Scenarios

In contrast, under the decoupled tool invocation setting shown in Figure A8, the model first defines the function without executing it and continues its reasoning. The previously defined function is then used in subsequent code, and execution is deferred until the reasoning is complete, ensuring reasoning continuity and yielding the correct result. In Example 2, as illustrated in Figure A9, under the coupled tool invocation setting, the model first conducts reasoning in text and subsequently attempts to solve the problem through a single code execution. Although the model correctly identifies that different probabilities apply under the 'W', 'D', and 'L' conditions during textual reasoning, this condition is inadvertently omitted during the code-based computation, resulting in an incorrect outcome. By contrast, in the decoupled tool invocation setting shown in Figure A10, the model flexibly interleaves textual and code-based reasoning, decomposing the probability computation and

filtering into separate substeps. This structured decomposition reduces reasoning complexity and leads to the correct answer. In Example 3, as shown in Figure A11, under the coupled tool invocation setting, the model relies on manual calculations for complex computations, leading to erroneous intermediate results and an incorrect final answer. In comparison, under the decoupled tool invocation setting in Figure A12, the model interleaves textual reasoning with code execution more effectively and delegates computationally intensive operations to code, improving numerical accuracy and ultimately obtaining the correct answer. Collectively, these examples provide qualitative evidence for the advantages of decoupled tool invocation in supporting coherent reasoning and reliable tool usage.

We present representative output examples of the Qwen3-1.7B, 4B, and 8B models after training with IH-GRPO, as shown in Figures A13, A14, and A15, respectively. In the example shown in Fig-

Evaluate Prompt

Question: {QUESTION}. Let's think step by step and Only output the final choice within `\boxed{}`. /no_think
assistant

Figure A6: Design of Prompts for Out-of-Distribution (OOD) Evaluation

Examples of the Qwen3-8B base model under different tool-invocation scenarios

Question: What is the largest number of integers that we can choose from the set $\{1, 2, 3, \dots, 2017\}$ such that the difference between any two of them is not a prime number?

Coupled tool invocation scenario:

To solve the problem, we need to select the largest number of integers from the set $\{1, 2, 3, \dots, 2017\}$ such that the **difference between any two selected integers is not a prime number**.

Step-by-Step Reasoning:

1. Understand the constraint:

We are to select any subset of numbers from the set $\{1, 2, \dots, 2017\}$ such that **the absolute difference between any two numbers in this subset is not a prime number**.

For example:

- If we pick the numbers 3 and 5, their difference is $5 - 3 = 2$, which is a **prime number**—so this pair is **not allowed**.
- But if we pick 3 and 7, their difference is $7 - 3 = 4$, which is **not a prime number**—so this pair is **allowed**.

We are to **maximize** the size of such a set.

2. Strategy:

We'll use a **greedy algorithm**. That is, we will iterate through the numbers from the set and try to construct the largest valid subset.

Here's the basic idea:

- Start with an empty list.
- For each number from 1 to 2017:
 - Check whether it can be added to the current list such that the difference with **every previously selected number** is **not a prime number**.
 - If it can, add it to the list.

We'll implement the following:

- Use a helper function to check whether a number is prime.

- For each number from 1 to 2017, check all previously selected numbers to ensure their difference is **not prime**.

3. Helper Function: Check for Prime

We'll define a function to check if a number is a prime, as we will use it to verify the difference between numbers.``python

```
def is_prime(n):  
    if n < 2:  
        return False  
    for i in range(2, int(n**0.5) + 1):  
        if n % i == 0:  
            return False  
    return True  
``
```

Code execution result:

```
``  
None  
``
```

Figure A7: Example 1 of Qwen3-8B model in Coupled Tool Invocation Scenarios

Question: What is the largest number of integers that we can choose from the set $\{1, 2, 3, \dots, 2017\}$ such that the difference between any two of them is not a prime number?

Decoupled tool invocation scenario:

To solve the problem of finding the largest number of integers we can choose from the set $\{1, 2, 3, \dots, 2017\}$ such that the difference between any two of them is not a prime number, we can break it into logical steps.

Step 1: Understanding the Problem

We need to select the largest subset of integers from $\{1, 2, 3, \dots, 2017\}$ such that for any two selected numbers, their difference is not a prime number. Let's denote:

- $S = \{1, 2, 3, \dots, 2017\}$

- Our goal is to find the largest subset $T \subseteq S$ such that for any $a, b \in T$ with $a \neq b$, $|a - b|$ is not a prime number.

This is a constraint on the differences between any two numbers in the subset T .

Step 2: Observing How Differences Work

- Consider the difference of two numbers $|a - b|$. If this is never a prime, then it can be either:

- A composite number (i.e., not prime and not 1)
- The number 1

But here's the key idea:

- Any even number is the difference of two numbers of the same parity, and the only even prime is 2.

- So the idea is: pick all numbers of the same parity (i.e., all even or all odd), avoiding the difference 2.

A clever observation is that the difference between any two numbers of the same parity is always even, and thus the only even prime is 2.

Therefore, we can avoid difference 2 by not including both 1 and 3, 3 and 5, etc.

So, to rephrase: if we include numbers of one parity (say, even or odd), the differences will all be even. We need to make sure that we avoid any pair of numbers differing by 2.

This makes the problem similar to selecting a subset of numbers without any "adjacent" numbers, i.e., in terms of even or odd spacing.

Step 3: Pick Numbers of the Same Parity

Let's define two sets:

- $E = \{2, 4, 6, \dots, 2016\}$ (even numbers)

- $O = \{1, 3, 5, \dots, 2017\}$ (odd numbers)

If we pick only even numbers or only odd numbers, then all differences will be even (i.e., potentially a prime number). So we must avoid choosing adjacent numbers in this parity group.

Thus, the problem becomes selecting the maximum subset of numbers where the difference between any two is **not** 2 (only 1 can be allowed, but that is not prime).

Hence, we pick numbers from either E or O such that they are **not adjacent**, i.e., not differing by 2.

Now, this becomes a classic greedy problem where we pick the largest number of elements in a set such that no two are adjacent.

Step 4: Greedy Algorithm to Choose Non-Adjacent Numbers

Let's solve this for both even and odd numbers and pick the larger collection.

Strategy:

Go through the numbers in increasing order and pick a number only if the previous number is not adjacent to it (i.e., not differing by 2). This will ensure that we never have two numbers differing by 2. We can use a greedy algorithm for this.

Step 5: Implementation in Python

We will define a helper function to find the largest subset of a list of integers where no two elements are adjacent.

We then apply this function to both E and O , and select the larger of the two results.

```

python
def max_non_adjacent_subset(arr):
    n = len(arr)
    dp = [0] * n
    dp[0] = 1
    if n >= 2:
        dp[1] = max(1, dp[0])
    for i in range(2, n):
        dp[i] = max(dp[i-1], dp[i-2] + 1)
    return dp[-1]

```

We then create the even and odd sets, and apply the function to them.

```

python
# Step 1: Create even and odd numbers from the set {1, 2, ..., 2017}
even_numbers = list(range(2, 2018, 2))
odd_numbers = list(range(1, 2018, 2))
# Step 2: Apply the function to both lists to find the maximum subset size
max_even_subset = max_non_adjacent_subset(even_numbers)
max_odd_subset = max_non_adjacent_subset(odd_numbers)
# Step 3: Return the larger of the two
max_subset_size = max(max_even_subset, max_odd_subset)
print(max_subset_size)
<tool_call>
Code execution result: 505
</tool_call>
Final Answer: \boxed{505}

```

Figure A8: Example 1 of Qwen3-8B model in Decoupled Tool Invocation Scenarios

Question: The World Cup football tournament is held in Brazil, and the host team Brazil is in group A. In the group stage, the team plays a total of 3 matches. The rules stipulate that winning one match scores 3 points, drawing one match scores 1 point, and losing one match scores 0 points. If the probability of Brazil winning, drawing, or losing each match is 0.5, 0.3, and 0.2 respectively, then the probability that the team scores no less than 6 points is _____.

Coupled tool invocation scenario:

To solve the problem, we need to calculate the probability that Brazil scores **no less than 6 points** in the group stage, where they play **3 matches**. The scoring system is as follows:

- **Win** (3 points) with a probability of **0.5**
- **Draw** (1 point) with a probability of **0.3**
- **Loss** (0 points) with a probability of **0.2**

We are to find the probability that the total points scored by Brazil in all three matches is **≥ 6** . Let's proceed step-by-step:

Step 1: Define the possible outcomes

Each match can result in one of three outcomes:

- Win (W) = 3 points
- Draw (D) = 1 point
- Loss (L) = 0 points

Each match is independent, and the outcome probabilities are:

- $P(W) = 0.5$
- $P(D) = 0.3$
- $P(L) = 0.2$

Since there are 3 matches, the total number of combinations is:

$$3^3 = 27$$

Step 2: Calculate all possible total points

We will consider all possible outcomes of the 3 matches and calculate the **total points** for each outcome. We will:

- Loop through all combinations of 3-match results.
- Count the total points and track the frequency of outcomes where the total points are **≥ 6** .
- Calculate the probability by dividing the favorable outcomes by the total number of outcomes.

Step 3: Write the Python code

Below is the code to perform the above reasoning:``py

```
import itertools
# Match outcomes and their corresponding points
outcomes = ['W', 'D', 'L']
points = {'W': 3, 'D': 1, 'L': 0}
# Total number of matches
num_matches = 3
# Calculate all possible sequences of 3 match outcomes
all_sequences = itertools.product(outcomes, repeat=num_matches)
# Total number of outcomes
total_outcomes = len(all_sequences)
# Count the number of favorable outcomes (points  $\geq 6$ )
favorable_outcomes = 0
for sequence in all_sequences:
    total_points = sum(points[match] for match in sequence)
    if total_points  $\geq 6$ :
        favorable_outcomes += 1
# Calculate the probability
probability = favorable_outcomes / total_outcomes
final_answer(probability)
``
```

Code execution result: TypeError: object of type 'itertools.product' has no len()

```
``py
import itertools
# Match outcomes and their corresponding points
outcomes = ['W', 'D', 'L']
points = {'W': 3, 'D': 1, 'L': 0}
# Total number of matches
num_matches = 3
# Calculate all possible sequences of 3 match outcomes
all_sequences = list(itertools.product(outcomes, repeat=num_matches))
# Total number of outcomes
total_outcomes = len(all_sequences)
# Count the number of favorable outcomes (points  $\geq 6$ )
favorable_outcomes = 0
for sequence in all_sequences:
    total_points = sum(points[match] for match in sequence)
    if total_points  $\geq 6$ :
        favorable_outcomes += 1
# Calculate the probability
probability = favorable_outcomes / total_outcomes
final_answer(probability)
``
```

Code execution result: `{0.25925925925925924}`

Figure A9: Example 2 of Qwen3-8B model in Coupled Tool Invocation Scenarios

Examples of the Qwen3-8B base model under different tool-invocation scenarios

Question: The World Cup football tournament is held in Brazil, and the host team Brazil is in group A. In the group stage, the team plays a total of 3 matches. The rules stipulate that winning one match scores 3 points, drawing one match scores 1 point, and losing one match scores 0 points. If the probability of Brazil winning, drawing, or losing each match is 0.5, 0.3, and 0.2 respectively, then the probability that the team scores no less than 6 points is _____.

Decoupled tool invocation scenario:

To solve the problem, we need to calculate the probability that Brazil scores **no less than 6 points** in the group stage of the World Cup, where they play **3 matches**. The scoring system is:

- Win → 3 points
- Draw → 1 point
- Loss → 0 points

The probabilities are given as:

- $P(\text{Win}) = 0.5$
- $P(\text{Draw}) = 0.3$
- $P(\text{Loss}) = 0.2$

We are to find the probability that Brazil scores **no less than 6 points**. That means we want the probability that their total points is **≥ 6** . Since Brazil plays **3 matches**, the maximum number of points they can score is $3 \times 3 = 9$, and the minimum is 0. Therefore, the points can be 0, 1, 2, ..., 9. We will enumerate all possible outcomes of 3 matches, calculate the corresponding points, and sum up the probabilities for all outcomes that result in **≥ 6 points**. Let's begin by implementing this in Python:

```
```python
from itertools import product
Probabilities of each outcome
p_win = 0.5
p_draw = 0.3
p_lose = 0.2
List of all possible outcomes for a single match
outcomes = ['Win', 'Draw', 'Lose']
List to store the probability of each total points
prob_points = {}
Generate all possible combinations of outcomes for 3 matches
for match_results in product(outcomes, repeat=3):
 # Calculate the total points
 points = 0
 for result in match_results:
 if result == 'Win':
 points += 3
 elif result == 'Draw':
 points += 1
 else:
 points += 0
 # Update the probability of this total points
 prob = (p_win ** match_results.count('Win')) * \
 (p_draw ** match_results.count('Draw')) * \
 (p_lose ** match_results.count('Lose'))
 # Add to the dictionary
 if points in prob_points:
 prob_points[points] += prob
 else:
 prob_points[points] = prob
...
```
```

Now that we have the probability distribution of the total points, we can calculate the probability that the total points is **no less than 6**.

```
```python
Calculate the probability of scoring no less than 6 points
prob_no_less_than_6 = sum(prob_points[points] for points in prob_points if points >= 6)
prob_no_less_than_6
...<tool_call>
Code execution result: 0.5
</tool_call>
```
```

The probability that Brazil scores no less than 6 points in the group stage is: $\boxed{0.5}$

Figure A10: Example 2 of Qwen3-8B model in Decoupled Tool Invocation Scenarios

Examples of the Qwen3-8B base model under different tool-invocation scenarios

Question: Let y_0 be chosen randomly from $\{0, 50\}$, let y_1 be chosen randomly from $\{40, 60, 80\}$, let y_2 be chosen randomly from $\{10, 40, 70, 80\}$, and let y_3 be chosen randomly from $\{10, 30, 40, 70, 90\}$. (In each choice, the possible outcomes are equally likely to occur.) Let P be the unique polynomial of degree less than or equal to 3 such that $P(0) = y_0$, $P(1) = y_1$, $P(2) = y_2$, and $P(3) = y_3$. What is the expected value of $P(4)$?

Coupled tool invocation scenario:

To solve this problem, we need to determine the expected value of the polynomial $P(4)$, where P is a polynomial of degree at most 3 satisfying:

$$P(0) = y_0, \quad P(1) = y_1, \quad P(2) = y_2, \quad P(3) = y_3$$

Given that y_0, y_1, y_2, y_3 are selected randomly from their respective sets:

- $y_0 \in \{0, 50\}$
- $y_1 \in \{40, 60, 80\}$
- $y_2 \in \{10, 40, 70, 80\}$
- $y_3 \in \{10, 30, 40, 70, 90\}$

Each value is equally likely.

Key Insight:

Since $P(x)$ is a polynomial of degree at most 3 and we have 4 conditions (values at $x = 0, 1, 2, 3$), $P(x)$ is uniquely determined. We can express it in terms of Lagrange interpolation:

$$P(x) = y_0 \cdot L_0(x) + y_1 \cdot L_1(x) + y_2 \cdot L_2(x) + y_3 \cdot L_3(x)$$

Where $L_i(x)$ is the Lagrange basis polynomial of degree 3:

$$L_i(x) = \prod_{\substack{0 \leq j \leq 3 \\ j \neq i}} \frac{x - x_j}{x_i - x_j}$$

and $x_i = i$, for $i = 0, 1, 2, 3$.

So, the value of $P(4)$ is:

$$P(4) = y_0 \cdot L_0(4) + y_1 \cdot L_1(4) + y_2 \cdot L_2(4) + y_3 \cdot L_3(4)$$

Since all y_i are independent and the selection is random with equal probabilities, we can compute the expected value of $P(4)$ by computing the expected values of each term.

Step 1: Compute the Lagrange basis polynomials at $x = 4$

We compute:

- $L_0(4) = \frac{(4-1)(4-2)(4-3)}{(0-1)(0-2)(0-3)}$
- $L_1(4) = \frac{(4-0)(4-2)(4-3)}{(1-0)(1-2)(1-3)}$
- $L_2(4) = \frac{(4-0)(4-1)(4-3)}{(2-0)(2-1)(2-3)}$
- $L_3(4) = \frac{(4-0)(4-1)(4-2)}{(3-0)(3-1)(3-2)}$

We now compute these using Python. Let's execute this step.

```

# Compute Lagrange basis polynomial values at x = 4
L0 = ((4 - 1) * (4 - 2) * (4 - 3)) / ((0 - 1) * (0 - 2) * (0 - 3))
L1 = ((4 - 0) * (4 - 2) * (4 - 3)) / ((1 - 0) * (1 - 2) * (1 - 3))
L2 = ((4 - 0) * (4 - 1) * (4 - 3)) / ((2 - 0) * (2 - 1) * (2 - 3))
L3 = ((4 - 0) * (4 - 1) * (4 - 2)) / ((3 - 0) * (3 - 1) * (3 - 2))
print(f'L0 = {L0}')
print(f'L1 = {L1}')
print(f'L2 = {L2}')
print(f'L3 = {L3}')

```

Code execution result: L0 = -1.0

L1 = 4.0

L2 = -6.0

L3 = 4.0

Step 2: Compute the expected value of $P(4)$

Let:

- $E[y_0] = \frac{0 + 50}{2} = 25$
- $E[y_1] = \frac{40 + 60 + 80}{3} = 60$
- $E[y_2] = \frac{10 + 40 + 70 + 80}{4} = 50$
- $E[y_3] = \frac{10 + 30 + 40 + 70 + 90}{5} = 50$

Now:

$$E[P(4)] = L_0 \cdot E[y_0] + L_1 \cdot E[y_1] + L_2 \cdot E[y_2] + L_3 \cdot E[y_3]$$

Step 3: Compute the final expected value

$$E[P(4)] = -1 \cdot 25 + 4 \cdot 60 + (-6 \cdot 50) + 4 \cdot 50$$

Let's compute this.

```

# Compute expected value of P(4)
expected_P4 = (-1 * 25) + (4 * 60) + (-6 * 50) + (4 * 50)
print(f'Expected value of P(4) = {expected_P4}')

```

Code execution result: Expected value of $P(4) = 115$

Final Answer:

115

Figure A11: Example 3 of Qwen3-8B model in Coupled Tool Invocation Scenarios

Examples of the Qwen3-8B base model under different tool-invocation scenarios

Question: Let y_0 be chosen randomly from $\{0, 50\}$, let y_1 be chosen randomly from $\{40, 60, 80\}$, let y_2 be chosen randomly from $\{10, 40, 70, 80\}$, and let y_3 be chosen randomly from $\{10, 30, 40, 70, 90\}$. (In each choice, the possible outcomes are equally likely to occur.) Let P be the unique polynomial of degree less than or equal to 3 such that $P(0) = y_0$, $P(1) = y_1$, $P(2) = y_2$, and $P(3) = y_3$. What is the expected value of $P(4)$?

Decoupled tool invocation scenario:

To solve the problem, we need to find the expected value of $P(4)$, where $P(x)$ is a polynomial of degree at most 3 such that:

$$\begin{aligned} - P(0) &= y_0 \\ - P(1) &= y_1 \\ - P(2) &= y_2 \\ - P(3) &= y_3 \end{aligned}$$

Each y_i is chosen randomly and uniformly from a given set. Since $P(x)$ is a polynomial of degree at most 3, the values $P(0), P(1), P(2), P(3)$ uniquely determine the polynomial. The value $P(4)$ can be obtained using Lagrange interpolation or through the **method of finite differences**. We will use Lagrange interpolation to express $P(4)$ in terms of y_0, y_1, y_2, y_3 , and then compute the **expected value** of $P(4)$ by using the linearity of expectation and the known expected values of the random variables y_0, y_1, y_2, y_3 .

Step 1: Define the sets from which y_0, y_1, y_2, y_3 are chosen

```


$$\begin{aligned} y_0 &\in \{0, 50\} \\ y_1 &\in \{40, 60, 80\} \\ y_2 &\in \{10, 40, 70, 80\} \\ y_3 &\in \{10, 30, 40, 70, 90\} \end{aligned}$$


```

Also, since the choices are uniform, the expected value of each y_i is the average of the values in its respective set.

Step 2: Compute the expected values of y_0, y_1, y_2, y_3

We compute the expected value for each variable.

```

python
# Expected values of y0, y1, y2, y3
# y0 is chosen from {0, 50}
expected_y0 = (0 + 50) / 2
# y1 is chosen from {40, 60, 80}
expected_y1 = (40 + 60 + 80) / 3
# y2 is chosen from {10, 40, 70, 80}
expected_y2 = (10 + 40 + 70 + 80) / 4
# y3 is chosen from {10, 30, 40, 70, 90}
expected_y3 = (10 + 30 + 40 + 70 + 90) / 5

```

We will now evaluate $P(4)$ using the **Lagrange interpolation formula**. The general form of the Lagrange interpolating polynomial that passes through the points $(0, y_0), (1, y_1), (2, y_2), (3, y_3)$ is: $P(x) = y_0 \cdot L_0(x) + y_1 \cdot L_1(x) + y_2 \cdot L_2(x) + y_3 \cdot L_3(x)$ where

$$L_i(x) = \prod_{\substack{0 \leq j \leq 3 \\ j \neq i}} \frac{x - j}{i - j}$$

We compute $L_0(4), L_1(4), L_2(4), L_3(4)$

Step 3: Plug into Lagrange formula and find $P(4)$ in terms of y_0, y_1, y_2, y_3

$$P(4) = y_0 \cdot L_0(4) + y_1 \cdot L_1(4) + y_2 \cdot L_2(4) + y_3 \cdot L_3(4)$$

We can now calculate these values. Let's use Python to compute the coefficients of the Lagrange interpolation at $x = 4$.

```

python
# Define the functions for each L_i(4) using formula
def lagrange_coefficient(i, x, points):
    n = len(points)
    coeff = 1
    for j in range(n):
        if j != i:
            coeff *= (x - j) / (i - j)
    return coeff
# Points x = 0, 1, 2, 3
x_values = [0, 1, 2, 3]
x = 4
# Compute Lagrange coefficients at x = 4
L0 = lagrange_coefficient(0, x, x_values)
L1 = lagrange_coefficient(1, x, x_values)
L2 = lagrange_coefficient(2, x, x_values)
L3 = lagrange_coefficient(3, x, x_values)

```

Now, we use the **linearity of expectation** to compute the expected value of: $P(4) = L_0 \cdot y_0 + L_1 \cdot y_1 + L_2 \cdot y_2 + L_3 \cdot y_3$

$$E[P(4)] = L_0 \cdot E[y_0] + L_1 \cdot E[y_1] + L_2 \cdot E[y_2] + L_3 \cdot E[y_3]$$

Now we calculate the final expected value.

```

python
# Final expected value of P(4)
expected_P4 = (L0 * expected_y0 + L1 * expected_y1 + L2 * expected_y2 + L3 * expected_y3)
print(expected_P4)
<tool_call>
Code execution result: 107.0
</tool_call>
Final Answer: \boxed{107}

```

Figure A12: Example 3 of Qwen3-8B model in Decoupled Tool Invocation Scenarios

Algorithm 1 IH-GRPO: Implicitly Hierarchical Group Relative Policy Optimization

Require: Initial policy model $\pi_{\theta_{\text{init}}}$; reward function r_{ϕ} ; task prompts \mathcal{D} ; hyperparameters ϵ, β, μ ; accuracy thresholds `acc_filter_low`, `acc_filter_high`

Ensure: Optimized policy model π_{θ}

```
1: Initialize policy model  $\pi_{\theta} \leftarrow \pi_{\theta_{\text{init}}}$ 
2: for iteration = 1, ...,  $I$  do
3:   Set reference model  $\pi_{\text{ref}} \leftarrow \pi_{\theta}$ 
4:   for step = 1, ...,  $M$  do
5:     Sample a batch of prompts  $\mathcal{D}_b \sim \mathcal{D}$ 
6:     Update old policy  $\pi_{\theta_{\text{old}}} \leftarrow \pi_{\theta}$ 
7:     Sample  $G$  outputs  $\{o_i\}_{i=1}^G \sim \pi_{\theta_{\text{old}}}(\cdot | q)$  for each  $q \in \mathcal{D}_b$ 
8:     Compute rewards  $\{r_i\}_{i=1}^G$  for each output  $o_i$  using  $r_{\phi}$ 
9:     Compute group-wise accuracy  $\text{Acc}_g$  and token-level advantages  $\hat{A}_{i,t}$  via group relative advantage estimation
10:    Data Filtering:
11:    Remove samples satisfying any of the following:
12:      (1) responses contains void turn
13:      (2)  $\forall i \in \text{group } g, \text{ advantage } \hat{A}_{g,i} = 0$ 
14:      (3)  $\text{Acc}_g > \text{acc\_filter\_high}$  or  $\text{Acc}_g < \text{acc\_filter\_low}$ 
15:    for IH-GRPO iteration = 1, ...,  $\mu$  do
16:      Update policy  $\pi_{\theta}$  by maximizing the IH-GRPO objective  $\mathcal{J}_{\text{IH-GRPO}}$ 
17:    end for
18:  end for
19: end for
20: return  $\pi_{\theta}$ 
```

ure A13, the model alternates between textual and code-based reasoning in a stepwise manner, using code to perform substep-level computations at each stage, and ultimately arrives at the correct answer. In the example in Figure A14, the model references previously written code snippets during textual reasoning for analysis, without requiring actual execution, and still produces the correct result. In the example in Figure A15, after drafting a piece of code, the model recognizes through self-reflection that the initial coding approach is flawed, abandons execution, and instead adopts an alternative reasoning strategy by writing and executing revised code, which leads to the correct answer. Overall, decoupled tool invocation enables the model to reason over code without immediate execution and to verify correctness through self-reflection before deciding whether to execute, or even to discard incorrect code, thereby flexibly controlling execution and improving reasoning performance.

Qwen3-1.7B IH-GRPO Model Output Example 1

Question: Let squares of one kind have a side of (a) units, another kind have a side of (b) units, and the original square have a side of (c) units. Then the area of the original square is given by $(c^2 = n a^2 + n b^2)$. Numbers satisfying this equation can be obtained by multiplying the equality $(5^2 = 4^2 + 3^2)$ by $(n = k^2)$. For $(n = 9)$, we get $(a = 4, b = 3, c = 15)$.

Qwen3-1.7B IH-GRPO model's Answer:

We are given the equation $c^2 = n a^2 + n b^2$, and we are told that for $n = 9$, we get $a = 4$, $b = 3$, and $c = 15$. Let's verify this and explore further.

First, let's understand the given equation. It says that the area of the original square (with side c) is equal to n times the sum of the areas of two other squares (with sides a and b). So the original square's area is $c^2 = n(a^2 + b^2)$.

We are told that $5^2 = 4^2 + 3^2$, which is true because $25 = 16 + 9 = 25$. So $5^2 = 4^2 + 3^2$ is valid. Now, if we multiply both sides of this equation by $n = 9$, we get: $(5^2) \cdot 9 = (4^2 + 3^2) \cdot 9$

$$25 \cdot 9 = 25 \cdot 9$$

This checks out. Now, the original square's area is given by $c^2 = n a^2 + n b^2$. If we use $n = 9$, $a = 4$, $b = 3$, then:

$$c^2 = 9 \cdot 4^2 + 9 \cdot 3^2$$

$$c^2 = 9 \cdot 16 + 9 \cdot 9$$

$$c^2 = 144 + 81 = 225$$

$$c = \sqrt{225} = 15$$

So, $c = 15$ is indeed the side of the original square, and its area is $15^2 = 225$.

Now, the problem asks us to "solve the following problem" based on the given setup. But the problem as presented seems to be an example of how the equation $c^2 = n a^2 + n b^2$ works, and we've verified that for $n = 9$, $a = 4$, $b = 3$, $c = 15$.

However, the problem may be asking for a more general question. Let's read the problem again carefully.

The original problem says:

"Let squares of one kind have a side of a units, another kind have a side of b units, and the original square have a side of c units. Then the area of the original square is given by $c^2 = n a^2 + n b^2$."

Then it says: "Numbers satisfying this equation can be obtained by multiplying the equality $5^2 = 4^2 + 3^2$ by $n = k^2$." For $n = 9$, we get $a = 4$, $b = 3$, $c = 15$.

So the problem is likely asking us to find c given a , b , and n , or to solve for some unknowns.

But the question is not clearly stated. However, based on the given, we need to find the value of c when $a = 4$, $b = 3$, and $n = 9$.

We already have $c^2 = n a^2 + n b^2$, and for $a = 4$, $b = 3$, $n = 9$:

$$c^2 = 9(4^2 + 3^2) = 9(16 + 9) = 9(25) = 225$$

$$\implies c = \sqrt{225} = 15$$

So the final answer is $c = 15$.

But since the problem is presented in a way that seems to be an example, and the user may want us to solve for c in the general case or find a pattern, but the specific question is not clearly stated. However, the user provides an example where they show that for $n = 9$, $a = 4$, $b = 3$, $c = 15$, and the problem may be asking us to find c for general a , b , n .

But since the problem statement is not clear, and we have a specific example, the question may be to find c given $a = 4$, $b = 3$, $n = 9$, which we have already computed as 15. However, the user may want us to solve the problem in a step-by-step manner, and the final answer is likely $c = 15$. Let's confirm with code:

We can calculate $c^2 = n a^2 + n b^2$ for $a = 4$, $b = 3$, $n = 9$, and compute c .

Step 1: Compute a^2 and b^2

```
python
a = 4
b = 3
n = 9
a_squared = a ** 2
b_squared = b ** 2
...
```

Step 2: Compute $n(a^2 + b^2)$

```
python
n_times_sum = n * (a_squared + b_squared)
...
```

Step 3: Compute c as the square root of that

```
python
c = int(n_times_sum ** 0.5)
print(c)
<tool_call>
Code execution result: 15
</tool_call>
```

Final Answer: $\boxed{15}$

Figure A13: Output Example 1 of Qwen3-1.7B IH-GRPO model

Qwen3-4B IH-GRPO Model Output Example 1

Question: When three standard dice are tossed, the numbers a , b , c are obtained. Find the probability that the product $S_{abc} = 72$.

Qwen3-4B IH-GRPO model's Answer:

... (Omit some reasoning process)

✅ Final Answer:

\$\$

$\boxed{\frac{1}{24}}$

\$\$

Optional: Verifying this via code again

```
```python
```

```
from itertools import permutations
```

```
All possible numbers on a die
```

```
die_faces = [1, 2, 3, 4, 5, 6]
```

```
Generate all permutations of 3 numbers
```

```
For each permutation, check if their product is 72
```

```
count = 0
```

```
for a, b, c in permutations(die_faces, 3):
```

```
 if a * b * c == 72:
```

```
 count += 1
```

```
total = 6**3
```

```
prob = count / total
```

```
print("Number of valid permutations:", count)
```

```
print("Total permutations:", total)
```

```
print("Probability:", prob)
```

```
```<tool_call>
```

Code execution result: Number of valid permutations: 6

Total permutations: 216

Probability: 0.02777777777777776

```
</tool_call>
```

Wait, this is different from our previous result. So this is conflicting. Wait, why?

Because in this code, we use permutations, and the code is generating only **distinct ordered triplets** (permutations of all 3 elements), but in the earlier code, we were using product (with possible repeats), and counting permutations of value groups.

But in the second code block above, I used permutations, and the count came out to be 6, not 9.

But this is a mistake — I should be considering all possible ordered triplets (with repeated elements), not just permutations of distinct elements.

Because: If you use `permutations(die_faces, 3)`, that gives all **distinct ordered permutations** of the possible number choices, but **nobody** is repeating the same number in different positions.

So this is not correct in our case. We should not be using permutations of the die faces, but all products of 3 numbers from the die faces

(allowing repeated numbers), any order. So the correct approach is to iterate over **all possible ordered triplets**, not just unique permutations.

But when we did:

```
```python
```

```
from itertools import product
```

```
die_faces = [1, 2, 3, 4, 5, 6]
```

```
all_triples = list(product(die_faces, repeat=3))
```

```
count = 0
```

```
for a, b, c in all_triples:
```

```
 if a * b * c == 72:
```

```
 count += 1
```

```
print(count)
```

```
```
```

That gives the correct total of 9.

So the issue is that the code with `permutations(die_faces, 3)` is wrong in this context. Because that is generating only permutations of the list $[1, 2, 3, 4, 5, 6]$, not all possible 3-tuples where each element is from the die.

So to avoid confusion, the correct approach is to use `product` and count all ordered 3-tuples (a, b, c) where each is in 1-6, and their product is 72.

Therefore, the correct probability is $9 / 216 = 1 / 24$

Final Answer:

\$\$

$\boxed{\frac{1}{24}}$

\$\$

Figure A14: Output Example 1 of Qwen3-4B IH-GRPO model

Qwen3-8B IH-GRPO Model Output Example 1

Question: In a bag are all natural numbers less than or equal to \$999\$ whose digits sum to \$6\$. What is the probability of drawing a number from the bag that is divisible by \$11\$?

Qwen3-8B IH-GRPO model's Answer:

... (Omit some reasoning process)

Step 4: Python Code - Generate all numbers ≤ 999 with digits summing to 6 We'll use itertools to generate combinations with replacement, but since digits can be in any order, we need to generate all permutations. But perhaps a better way is to generate all possible (a, b, c) where a, b, c are digits $(0-9)$, and $a + b + c = 6$. Let's use nested loops or itertools.product. But since 6 is small, we can do:

```
```python
from itertools import combinations_with_replacement
Generate all combinations of digits that sum to 6
Note: digits can be in any order, so we generate all permutations for each combination
numbers = []
for a in range(0, 7): # since a can be at most 6
 for b in range(0, 7 - a):
 c = 6 - a - b
 if c >= 0 and c <= 9:
 # form the number
 num = 100*a + 10*b + c
 if num != 0: # exclude 000
 numbers.append(num)
...
```
```

Wait, but this only generates combinations where $a \leq b \leq c$? No, because the loops are in order. Let me think. Actually, this approach would miss permutations. For example, 1, 2, 3 would be generated once as $(1,2,3)$ but $(1,3,2)$ would not be considered unless we generate all permutations. Alternative approach: generate all 3-digit numbers (including leading zeros) from 000 to 999, check if digit sum is 6, and collect them. That might be easier. Let's write code for that.

Step 5: Python Code - Generate all numbers with digit sum 6

```
```python
def digit_sum(n):
 return sum(int(d) for d in str(n))
Generate all numbers from 1 to 999
valid_numbers = []
for num in range(1, 1000):
 if digit_sum(num) == 6:
 valid_numbers.append(num)
print(len(valid_numbers))
```<tool_call>
Code execution result: 28
</tool_call>
```

Wait, but earlier stars and bars suggested 28 solutions (including 000), but here we have 28 numbers. But in our loop, we start from 1 to 999, so 000 is excluded. But according to the code, the total is 28. Wait, let's check. If including 000, there are $C(8, 2) = 28$ solutions. But since 000 is not a natural number, we have 27 numbers? Or maybe not, because some of the combinations with leading zeros are still valid numbers.

Wait, let's verify. Let me run the code again with print statements. But for now, the code gives us 28 numbers from 1 to 999 with digit sum 6.

Therefore, the total number of valid numbers is 28. But wait, let me think again. The number of non-negative integer solutions to $a + b + c = 6$ is $C(6 + 3 - 1, 3 - 1) = C(8, 2) = 28$. This includes the case where all digits are zero (i.e., 000). But since we are only considering numbers from 1 to 999, we need to subtract that one case if it was included. But in our code, we started from 1, so 000 is excluded. Does that mean the total is 27? But according to the code, it's 28. Let me check with a small example. Wait, let's manually count some cases. Numbers with digits summing to 6:

- 6
 - 15, 51, 24, 42, 33, 60, 105, 150, 204, 240, 303, 330, 402, 420, 501, 510, 600
 - Also 114, 141, 411, 222, 123, 132, 213, 231, 312, 321, etc.

But it's tedious. Let's trust the code for now. The code seems to return 28 numbers. So total numbers = 28.

Step 6: Now find how many of these are divisible by 11

We need to check for each number in `valid_numbers` whether it is divisible by 11. Let's write code for that.

```
```python
count_divby11 = 0
for num in valid_numbers:
 if num % 11 == 0:
 count_divby11 += 1
print(count_divby11)
```<tool_call>
Code execution result: 4
</tool_call>
```

So there are 4 numbers in the list that are divisible by 11.

Step 7: Compute the probability

Probability = (number divisible by 11) / (total numbers) = $4 / 28 = 1 / 7$ So the probability is $1/7$.

Final Answer
 $\boxed{\frac{1}{7}}$

Figure A15: Output Example 1 of Qwen3-8B IH-GRPO model