

When Fireflies Cluster; Enhancing Automatic Clustering via Centroid-Guided Firefly Optimization

MKA Ariyaratne ^{*1}, Azwirman Gusrialdi², Yury Nikulin³, and Jaakko Peltonen²

¹Department of Computer Science, Faculty of Applied Sciences, University of Sri Jayewardenepura, Sri Lanka

²Faculty of Engineering and Natural Sciences, Tampere University, Tampere, Pirkanmaa, Finland

³Department of Mathematics and Statistics, University of Turku, Finland

⁴Faculty of Information Technology and Communications, Tampere University, Tampere, Pirkanmaa, Finland

Abstract

This work presents a novel variant of the Firefly Algorithm (FA) for data clustering, addressing limitations of traditional methods like K-Means that struggle with non-uniform cluster shapes, densities, and the need for pre-defining the number of clusters. The proposed algorithm introduces a centroid movement strategy and a multi-objective fitness function that balances compactness, separation, and a novel TSP-based navigation penalty. It automatically estimates the optimal number of clusters and dynamically adjusts cluster boundaries. Application to robotic sensor networks highlights its practical value, with experiments showing improved clustering quality and reduced intra-cluster path distances compared to K-Means. These results confirm the algorithm's robustness in complex spatial clustering tasks, with potential for future extensions to higher-dimensional and adaptive scenarios.

Keywords: Firefly Algorithm, Clustering, Automatic K, K means, Centroid Movements

*Corresponding author: mkanuradha@sjp.ac.lk

1 Introduction

Clustering is the process of categorizing a given dataset into homogeneous groups based on their shared characteristics, where similar data points are grouped together and dissimilar ones are placed in separate groups. It stands as a crucial unsupervised learning task, aiming to uncover patterns within unlabeled data. Given its broad applicability, cluster analysis has emerged as a prominent research area in data mining, finding utility across various scientific disciplines. Despite the proliferation of clustering algorithms in recent years and their widespread adoption in fields like computational biology, mobile communication, medicine, economics, and more, standardization remains a challenge. One of the primary issues with clustering algorithms is their lack of universal applicability; an algorithm may perform well with one type of dataset but yield subpar results with another. Despite efforts to develop standardized algorithms capable of performing effectively across all scenarios, significant progress in this regard remains elusive. Numerous clustering algorithms have been proposed, each with its own strengths and weaknesses, making it challenging to find a one-size-fits-all solution for real-world scenarios [1].

A limited number of clustering problems demonstrate polynomial boundedness. These algorithms share the property that a specific approach ensures the number of computational steps remains within a polynomial function of the input length [2]. On the other hand, many clustering problems encountered in practical applications are classified as NP-hard, implying that their computational complexity grows exponentially as the input size increases [3].

Clustering comes into play when there's no prior knowledge about how data points should be classified into specific groups. Because of this, it's generally considered a form of unsupervised learning. However, standard clustering techniques—such as K-means [4], fuzzy c-means [5], K-medoids [6], x-means [7], and the Nelder-Mead simplex search [8]—come with notable drawbacks. They often rely heavily on initial parameter settings, struggle to avoid local optima, and don't scale well for larger datasets. As a result, these conventional methods are often inadequate for handling large-scale clustering tasks effectively.

Optimization is a common need across various domains like science, engineering, economics, computing, and biology. Many times, these optimization tasks involve managing multiple constraints and dealing with large-scale problems. In real-world scenarios, traditional optimization methods, like gradient-based techniques, often struggle due to inherent limitations. Issues such as reliance on initial guesses and the requirement for continuous, differentiable problem representations make these methods less practical for solving real-world problems [9].

It can be stated that current state of the art solution for addressing these challenges involves the utilization of meta-heuristics, particularly algorithms inspired by nature. These

approaches are gaining popularity due to their robustness, flexibility, and effectiveness in tackling practical optimization problems. Nature-inspired algorithms generally fall into two main categories. The first includes evolutionary computing methods, such as Genetic Algorithms (GA) [10] and Differential Evolution (DE) [11], which focus on mimicking natural selection and adaptation. The second category consists of swarm intelligence techniques like Particle Swarm Optimization (PSO) [12], Ant Colony Algorithms (ACO) [13], Firefly Algorithm [14], and Cuckoo Search Algorithm (CA) [15], among others, which draw inspiration from collective behaviors observed in nature. While swarm intelligence algorithms have gained significant traction over the past five decades, many still require fine-tuning to maximize their efficiency and overcome inherent challenges. Hence, selecting the most suitable algorithm for a given problem has become a crucial aspect when employing swarm intelligence algorithms.

The necessity for efficient and accurate clustering algorithms tailored for big data has become increasingly apparent. Due to the complexity of the problem, recent research has shown a tendency towards utilizing meta-heuristic approaches, such as nature-inspired algorithms, to address these challenges. Meta-heuristics like Tabu search, simulated annealing, GA, DE, FA, PAO, and Glow Warm Search Algorithm (GWA) have been explored for clustering tasks, reflecting efforts to overcome the limitations of conventional methods [16, 17, 18, 19, 20, 21].

1.1 Research Question

The study done by Made Widhi Surya Atman et. al. examines deployment of robotic sensor networks for persistent and effective monitoring of multiple locations of interest across a large, grid-represented field [22]. To achieve this, they have proposed a novel two-layer control framework. The first layer, referred to as the task allocation strategy, involves organizing the targeted grid regions into smaller, manageable tasks (i.e., regions of interest). Robots are then optimally assigned to these tasks based on their initial positions (e.g., the locations of their base stations) and sensing capabilities.

The targeted research [22] primarily used K-Means for clustering; however, the study encountered challenges related to several of these factors, highlighting the need for more adaptive and robust clustering techniques.

1. need an algorithm that does not depend on initial cluster center selection.
2. need an algorithm, that gives clusters without specifying exact K value (providing a range for K)
3. The clustering objective does not solely depend on the proximity; they need to cluster with efficient navigation within clusters.

Through this study we tried to provide meaningful answers to these problems by utilizing firefly algorithms. We mainly consider solving the problem of effective clustering by

implement a variant of the firefly algorithm which is capable of clustering

1. That does not depend on the initial cluster centers.
2. That automatically chooses the best number of clusters K for the problem at hand.
3. That considers the **efficient navigation** within clusters, when selecting cluster centers.

For the convenience of the reader, the paper is structured as follows. Section 2 provides a comprehensive review of the existing literature on data clustering using meta-heuristic approaches. It focuses on key aspects such as the management of initial cluster centers, determination of the number of clusters, and dynamic clustering, while highlighting the influence of prior studies on the present research. Section 3 presents the materials and methods used in the study. It introduces the Firefly Algorithm, discusses its biologically inspired foundations, and explains how meta-heuristic algorithms are adapted for clustering tasks. The section also details the representation of the population, fitness functions, and proposed mechanisms for determining the number of clusters and handling dynamic clustering. Section 4 reports and discusses the results obtained from the experiments, evaluating the proposed algorithm through a comparative analysis with the traditional K-Means algorithm. Finally, Section 5 concludes the paper by summarizing key findings and offering recommendations for future research directions.

2 Clustering with Intelligence: Surveying Meta-Heuristic Strategies

Cluster Analysis is a topic of interest for many decades. There are enormous algorithms and related work on the topic and therefore it is not an easy task to put them together. Many review articles can be found categorizing different approaches of clustering. In this related work section, we review clustering research conducted using nature-inspired optimization algorithms. Here, we try to summarize most of such work as common and in later sections specifically the contribution of FA for clustering in different environments. Clustering problems are generally considered NP-hard (finding the optimal partitioning of a dataset into clusters often requires searching through an exponentially large number of possibilities). Therefore one can claim that meta-heuristic approaches are particularly effective for solving clustering problems because they are well-suited for tackling NP-hard optimization problems. They have following benefits over exact methods such as Exhaustive Enumeration (Brute Force Search), Branch and Bound and others.

- Overcoming Local Optima
- Flexibility with Objective Functions
- Handling Arbitrary Cluster Shapes

- Robustness to Initialization
- Handling Mixed and High-Dimensional Data
- Scalability and Parallelism

Therefore, clustering with meta-heuristics / nature inspired algorithms, has a rich literature. Several studies have demonstrated the effectiveness of meta-heuristic algorithms in addressing clustering challenges across various domains. Akay et al. introduced a genetic algorithm (GA) enhanced with an innovative fitness function specifically designed for clustering tasks [23]. Their approach involved refining chromosome structures and generating new populations using genetic operators. When evaluated on synthetic datasets, the proposed GA outperformed traditional clustering methods such as K-means and Ward’s method in terms of accuracy and robustness [24, 25]. In a different application domain, Behravan et al. proposed an automatic Particle Swarm Optimization (PSO) clustering algorithm to analyze football datasets, aiming to identify distinct player roles during matches [26]. Their big data clustering method leveraged swarm intelligence to determine optimal cluster centroids and was shown to outperform traditional clustering techniques across six synthetic datasets. Document clustering, another key area of research, involves grouping textual documents based on content similarity and is vital for applications such as topic extraction, text mining, and information retrieval [27]. Due to the limitations of classical algorithms like K-means, hybrid approaches combining PSO with K-means and Fuzzy C-Means have been proposed to improve clustering accuracy [27, 28]. These nature-inspired algorithms have consistently demonstrated enhanced precision in document grouping. Similarly, meta-heuristic techniques such as PSO, the bees algorithm, the firefly algorithm (FA), and genetic algorithms have been effectively applied to image clustering tasks, addressing complex pattern recognition problems and yielding improved clustering performance [29, 30, 31, 32, 33].

2.1 The Role of FA in Data Clustering

Utilizing algorithms inspired by nature for data clustering has long been explored in optimization literature, dating back a decade or two. The field has seen numerous adaptations of firefly algorithms to tackle clustering challenges. Here the consideration goes with existing body of research employing the firefly algorithm for diverse clustering tasks. While algorithms may vary in their presentation, organizing descriptions into categories based on how the firefly algorithm has been integrated with other techniques to address clustering problems will facilitate later discussions. A summary of the review is provided in Table 1.

Table 1 Detailed Summary of Research Papers on Firefly Algorithm (FA) for Data Clustering

Paper Name	Year	FA Variant	Summary and Performance
Clustering using firefly algorithm: performance study [34]	2011	Standard FA	Solved 13 benchmark problems; average error percentages were lower than other nature-inspired algorithms.
A new hybrid approach for data clustering using firefly algorithm and K-means [35]	2012	Hybrid FA + K-means	Overcame initial sensibility of K-means by using FA to find optimal centroids, reducing intra-cluster distance.
Performance analysis of firefly algorithm for data clustering [36]	2013	FClust (FA+PSO-like)	Applied to web information retrieval; demonstrated faster convergence and higher stability than PSO and DE.
Implementation of energy efficient clustering using firefly algorithm in wireless sensor networks [37]	2014	FA	Optimized energy consumption in WSN; prolonged network lifetime compared to PSO and LEACH.
A hybrid firefly algorithm with fuzzy-C mean algorithm for MRI brain segmentation [38]	2014	FAFCM (FA + FCM)	Segmented brain tumors without prior info while avoiding the hereditary deficiencies of FCM.
An improved firefly fuzzy c-means (FAFCM) algorithm for clustering real world data sets [39]	2014	Improved FAFCM	Used FCM objective function to evaluate fireflies; provided faster convergence and optimum values.
Segmentation of MRI Brain Images Using FCM Improved by Firefly Algorithms [40]	2014	FA-based Fuzzy Clustering	Two-phased approach; FA obtained near-optimum centers to improve FCM efficiency significantly.
A hybrid data clustering using firefly algorithm based improved genetic algorithm [41]	2015	FA + Genetic Algorithm	FA boosted the GA initialization process, resulting in improved inner and intra-cluster distances.
Synchronous firefly algorithm for cluster head selection in WSN [42]	2015	Synchronous FA	Combined FA with GA crossover/mutation; minimized packet loss and energy consumption in WSN.
Firefly algorithm based clustering technique for Wireless Sensor Networks [43]	2016	Canonical FA	Selected cluster heads based on energy and distance; achieved higher packet delivery ratio than Energy-Aware methods.

Paper Name	Year	FA Variant	Summary and Performance
Image segmentation using firefly algorithm [44]	2016	KFA (FA + K-means)	Image segmentation; obtained higher correlation coefficients, indicating better quality segmentation.
Taiwanese export trade forecasting using firefly algorithm based K-means algorithm and SVR with wavelet transform [45]	2016	FA + K-means + SVR	Multi-stage model for export trade values; outperformed existing forecasting algorithms.
Fireflies can find groups for data clustering [46]	2016	Hybrid FK (FA + K-means)	Successfully identified suitable clusters to serve as initial seeds for K-means.
Data Clustering Using Improved Fire Fly Algorithm [47]	2016	Hybrid FA + DE	Split population into best (FA) and worst (DE) parts; outperformed standard FA and K-means.
Protein complex identification through Markov clustering with firefly algorithm on dynamic protein-protein interaction networks [48]	2016	FA + Markov Clustering	FA optimized the inflation parameter of MCL; superior performance in identifying protein complexes.
Improvement of the Firefly-based K-means Clustering Algorithm [49]	2018	PFK / GPFK	Introduced Probabilistic (PFK) and Greedy Probabilistic (GPFK) variants to reduce complexity.
Chaotic firefly algorithm-based fuzzy C-means algorithm for segmentation of brain tissues in magnetic resonance images [50]	2018	C-FAFCM (Chaotic FA)	Used chaotic maps for parameter tuning; increased global search accuracy and execution speed.
Data aggregation in wireless sensor networks using firefly algorithm [51]	2019	FA	Reduced duplicate data in WSN; more efficient than LEACH and SFA models.
Improving K-means clustering with enhanced firefly algorithms [52]	2019	IIEFA / CIEFA	Used randomized control matrices and scattering to increase search diversity and efficiency.
Automatic data clustering using hybrid firefly particle swarm optimization algorithm [53]	2019	FAPSO (Hybrid FA-PSO)	Automatically determined the number of clusters (K) using CS and DB indices.

Paper Name	Year	FA Variant	Summary and Performance
A hybrid firefly algorithm with particle swarm optimization for energy efficient optimal cluster head selection in wireless sensor networks [54]	2020	HFAPSO (Hybrid FA-PSO)	Improved network lifetime, residual power, and throughput by incorporating Pbest and Gbest values.
Improved density peaks clustering based on firefly algorithm [55]	2020	IDPC-FA	Balanced kernels with weight factors to improve cluster performance over standard DPC.
Combined fuzzy clustering and firefly algorithm for privacy preserving in social networks [56]	2020	KFCFA (Fuzzy + FA)	Optimized K-member clusters to ensure data anonymity in social network graphs.

3 Preliminaries

The initial step in deploying the robotic sensor network involved developing a strategy to filter out unimportant areas by dividing the domain into smaller regions, with each region representing a cluster of critical locations requiring continuous monitoring. In [57], K-Means clustering was employed for this task; however, the method exhibited certain limitations. One of their tasks is to find a method to cluster the data automatically without specifying the K value (number of clusters). To achieve the task, the original firefly algorithm was used with slight modification to the concept of movements in the algorithm.

We have implemented two versions of the algorithm, one with specific K value (K is given) and the other one without giving a specific K value (Instead, a range for the K values is provided). The chapter introduces the framework of the algorithms. The frame works of the algorithms are provided in Algorithm Pseudo-codes 1, 2, 3, 4, 5.

3.1 Materials - Preliminaries

3.1.1 Firefly Algorithm

Literature points out many meta-heuristic algorithms, that has been tried for the problem of clustering. Given the NP-hard nature of clustering problems, meta-heuristic approaches have been widely explored in research to achieve improved clustering solutions. A key challenge in this domain is selecting appropriate algorithms while ensuring effective evaluation of cluster quality—an area that remains an open topic for further investigation.

The firefly, commonly known as the lightning bug, emits light to attract mates or prey. Inspired by their flashing behavior, Xin-She Yang introduced the Firefly Algorithm (FA) in 2009 [14]. The algorithm is based on the following principles:

- Firefly attraction is gender-independent.

- Fireflies move toward brighter ones, with brightness decreasing over distance. If no brighter firefly is found, movement is random.
- Brightness is determined by the objective function specific to the problem.

Biological insights into fireflies' behavior have played a crucial role in shaping this optimization technique [58].

Like most meta-heuristics, the FA begins with a randomly generated initial population. Its parameters must be properly set before execution. Once initialized, fireflies move toward brighter ones based on the following equation.

$$x_i = x_i + \beta(x_j - x_i) + \alpha(rand - 0.5) \quad (1)$$

where

$$\beta = \beta_0 \cdot e^{-\gamma r^2} \quad (2)$$

In this context, x_i and x_j represent two distinct fireflies. The parameter β quantifies the degree of attraction between them, while α governs the step size of their movement. The attraction strength at $r = 0$ is denoted by β_0 , where r signifies the spatial separation between two fireflies.

The three components in **equation 1** contribute to different aspects of firefly behavior: the first term accounts for the firefly's current position, the second reflects its attraction toward another firefly, and the third introduces a stochastic factor. This equation effectively balances both exploration and exploitation, which are crucial for achieving an optimal trade-off between global and local search strategies.

The parameter α plays a pivotal role in the randomization mechanism, which follows either a Uniform or Gaussian distribution. To regulate this randomness, Yang introduced a randomness reduction factor, δ , which progressively decreases α after each iteration, following the adjustment rule described in **equation 3**.

$$\alpha = \alpha \cdot \delta \quad \text{where} \quad \delta \in [0, 1] \quad (3)$$

FA, a well-established meta-heuristic, has proven highly effective in handling optimization problems. Its applications span diverse fields, with thousands of studies utilizing FA in areas such as clustering [34], image processing [59, 60], and forecasting [61, 62]. Various FA variants have been introduced, including discrete adaptations [63, 64], hybrid models [65, 66, 67], and multi-objective approaches [68, 69, 70].

Comprehensive reviews on FA and its applications are available in [71, 72, 73]. In 2013, Yang et al. introduced a self-tuning algorithm framework, successfully implemented with FA [74]. The pseudocode of the original FA is provided in Algorithm 1 [75].

This research highlights the superior clustering capabilities of the firefly algorithm, attributing its effectiveness to several key factors:

1. The firefly algorithm demonstrates greater promise compared to other meta-heuristics, such as particle swarm optimization, particularly in handling multi-modal functions with enhanced naturalness and efficiency.
2. Notably, particle swarm optimization and several other meta-heuristics can be regarded as specialized instances of the firefly algorithm, further underlining its versatility and adaptability.
3. The structure of the firefly algorithm naturally enables the automatic division of the entire swarm into several sub-swarms. This occurs because the attraction between nearby fireflies is stronger than that between distant ones, and the swarm's division is influenced by the average range of attractiveness variations.

Algorithm 1 : Pseudocode of the FA as given in [75]

```

1: Start
2: Set initial parameter values ( $\alpha$ ,  $\beta_0$ ,  $\delta$ , and  $\gamma$ ) based on the problem requirements.
3: Define the objective function  $f(X)$ .
4: Generate an initial population of fireflies,  $X_i$  for  $i = 1, 2, \dots, n$ .
5: Compute the fitness  $I_i$  of each firefly  $X_i$  using  $f(X_i)$ .

6: while Termination condition is not met do
7:   for  $i = 1$  to  $n$  (iterate through all fireflies) do
8:     for  $j = 1$  to  $n$  (compare with all other fireflies) do
9:       if  $I_j > I_i$  then
10:        Move firefly  $i$  toward firefly  $j$  using equation (1).
11:       end if
12:       Adjust attractiveness based on distance  $r$  using the function  $e^{-\gamma r^2}$  as defined in equation (2).
13:       Evaluate new solutions and update light intensity accordingly.
14:     end for
15:   end for
16:   Rank fireflies and determine the current best solution.
17: end while
18: Process the final results and visualize the outcome.
19: End

```

In addition to its inherent advantages, the firefly algorithm boasts ease of implementation, efficiency, adaptability, and low computational overhead compared to alternative meta-heuristics. Furthermore, it excels in tackling complex and discrete optimization challenges, consistently delivering near-optimal solutions.

3.2 Methods: Adapting Algorithms to solve clustering problems

The clustering problem addressed in most of the studies can be formally defined as follows.

Given a dataset:

$$X = \{x_1, x_2, \dots, x_n\}$$

where each data point x_i ($i = 1, 2, \dots, n$) exists in a D -dimensional space, the goal is to partition X into K **non-overlapping clusters**:

$$P = \{p_1, p_2, \dots, p_K\}$$

where each cluster p_i is represented by a centroid c_i ($i = 1, 2, \dots, K$). These centroids serve as the representative points of their respective clusters.

The clustering process must satisfy the following conditions:

1. Clusters are mutually exclusive (no data point belongs to more than one cluster):

$$p_i \cap p_j = \emptyset, \quad \forall i, j \in \{1, 2, \dots, K\}, \quad i \neq j$$

2. Clusters together cover the entire dataset:

$$p_1 \cup p_2 \cup \dots \cup p_K = X$$

3. Each cluster is a non-empty subset of X :

$$p_i \subseteq X, \quad p_i \neq \emptyset, \quad \forall i \in \{1, 2, \dots, K\}$$

These conditions ensure that each data point is assigned to exactly one cluster and that all clusters are well-defined subsets of X .

3.2.1 Firefly algorithm based clustering

Use of meta-heuristic algorithm to solve a given problem has two main tasks. Apart from those mandatory tasks, in our research, we introduced a new movement strategy, as our fireflies are of varying lengths.

1. Find a suitable encoding mechanism to represent solutions
2. Formulation of appropriate fitness function/s
3. Define **movement function/formula** for fireflies with varying lengths.

3.2.2 Encoding Method

In this thesis, a firefly will represent set of cluster centroids. Therefore each solution appears as a multi dimensional array of $K \times D$ elements. K represent the number of clusters and D represent the dimension of data. For an example; a situation of $K = 3$ and $D = 2$, with 5 fireflies, a firefly/solution can be represented as shown in the **Table 2**.

K		1	2	3
D	1	2.6	7.1	12.7
	2	3.3	5.8	1.4

Table 2 Example representation of a solution

Here [2.6, 3.3], [7.1, 5.8], [12.7, 1.4] appear to be three centroids given in a particular iteration. With standard notations, this can be presented as given in Table 3. In this Table C_{ij} is the j th dimension of the i th centroid.

C_{11}	C_{12}	C_{21}	•	•	•	C_{K1}	C_{K2}
----------	----------	----------	---	---	---	----------	----------

Table 3 A solution comprising K centroids for a two-dimensional dataset

Initial population was formed selecting data points randomly to represent initial cluster centroids.

3.2.3 Fitness Formula

Meta-heuristic algorithms are often optimization algorithms, hence the clustering problem is converted into an optimization problem. The fitness function of the problem therefore has to evaluate the goodness of the clusters. In the literature, there can be found many evaluation methods used, to evaluate the goodness of the clusters. Many such methods consider the properties of inter cluster distance and the intra cluster distance. But our objectives are different. Therefore, to solve the proposed problem, some modifications were considered. For an example, after clustering, we have to ensure that clustered data are navigation friendly. To fulfill this task, one option is to incorporate route finding optimization algorithm with the cluster formulation, but it is computationally expensive. Considering those facts, we designed a fitness function according to the following formula.

$$\text{fitness} = \alpha \cdot \frac{\text{compactness}}{\text{max_compactness}} + \beta \cdot \frac{\text{separation}}{\text{max_separation}} + \gamma \cdot \frac{\text{total_TSP_penalty}}{\text{max_TSP_penalty}} \quad (4)$$

Where:

- α , β , and γ are weights for normalized compactness, separation, and the TSP penalty, respectively.
- max_compactness , max_separation , and max_TSP_penalty are the maximum possible values for compactness, separation, and the TSP penalty, ensuring all metrics are normalized.

1. Compactness

Compactness measures the average distance between each point in a cluster and the centroid of that cluster. After normalization:

$$\text{normalized_compactness} = \frac{\text{compactness}}{\text{max_compactness}}$$

Where:

$$\text{compactness} = \frac{1}{K} \sum_{k=1}^K \frac{1}{|C_k|} \sum_{x \in C_k} \|x - \mu_k\|$$

- K is the number of clusters,
- C_k is the set of points in the k -th cluster,
- μ_k is the centroid of the k -th cluster,
- $\|x - \mu_k\|$ is the Euclidean distance between a point x and the centroid μ_k ,
- max_compactness is the maximum compactness value, determined empirically or through a theoretical bound.

2. Separation

Separation measures the average distance between centroids of different clusters. After normalization:

$$\text{normalized_separation} = \frac{\text{separation}}{\text{max_separation}}$$

Where:

$$\text{separation} = \frac{1}{K(K-1)} \sum_{k=1}^K \sum_{l=k+1}^K \|\mu_k - \mu_l\|$$

- μ_k and μ_l are centroids of clusters k and l , respectively,
- $\|\mu_k - \mu_l\|$ is the Euclidean distance between the two centroids,
- max_separation is the maximum separation value, determined empirically or through a theoretical bound.

3. Total TSP Penalty

The total TSP penalty is calculated based on the traveling salesman problem (TSP) distance within each cluster. After normalization:

$$\text{normalized_TSP_penalty} = \frac{\text{total_TSP_penalty}}{\text{max_TSP_penalty}}$$

Where:

$$\text{total_TSP_penalty} = \sum_{k=1}^K \frac{\text{TSP_distance}_k}{\log(1 + |C_k|)}$$

- TSP_distance_k is the TSP distance for cluster k ,
- $|C_k|$ is the number of points in cluster k ,
- max_TSP_penalty is the maximum TSP penalty value, determined empirically or through a theoretical bound.

The firefly who has a lesser fitness value is considered to be more fit among the fireflies. The specialty of the above fitness function lies in its multi-objective approach to optimize the quality of the clustering solution. By normalizing compactness, separation, and TSP penalty, the formula ensures that all components contribute equally to the overall fitness evaluation, regardless of their scales. This approach provides a balanced assessment of cluster quality. Here's what makes this fitness function unique:

(a) Multi-Objective Design:

The function simultaneously optimizes three objectives:

- Compactness: Encourages tight clusters where data points are close to their respective centroids, thus improving within-cluster similarity.
- Separation: Promotes distinct, well-separated clusters by maximizing the distance between cluster centroids, ensuring clusters are distinct and far from each other.
- TSP Penalty (Traveling Salesman Problem Penalty): A penalty that enforces a spatial organization of points within each cluster, encouraging smooth transitions between data points within clusters. This is particularly important for applications where path optimization or spatial arrangement is important, like routing or logistics.

(b) Penalty for Small Clusters:

The TSP penalty term introduces a penalization mechanism for small clusters. By dividing the TSP distance by $\log(1 + |C_k|)$, the function ensures that small clusters (with fewer data points) receive a higher penalty. This discourages forming very small clusters that may be less meaningful or harder to generalize.

(c) Weighted Objective Balance:

The inclusion of three weight parameters α, β, γ gives flexibility to balance the

importance of each objective (compactness, separation, and TSP penalty). These weights can be tuned based on the specific problem requirements, allowing the fitness function to prioritize certain objectives over others depending on the context.

(d) Incorporating TSP for Intracluster Quality:

The use of the Traveling Salesman Problem (TSP) distance within each cluster is uncommon in typical clustering fitness functions. This term ensures that points within a cluster are not just close to the centroid but are arranged in a spatially optimal way, which can be important for spatial or route-based clustering problems. This is particularly useful in cases where sequentially visiting the data points within a cluster is required, such as in logistics, sensor networks, or route planning.

(e) Generalization to Different Domains:

The fitness function is flexible and general enough to be applied in a wide range of domains where clustering is required, but the inclusion of spatial and routing constraints (through the TSP penalty) makes it particularly valuable in applications such as geospatial clustering, transportation, and supply chain management, where distances and routes between data points are critical.

In summary, the key specialty of this fitness function is its comprehensive assessment of clustering quality, which balances internal cohesion (compactness), external separation, and a spatial/routing consideration via the TSP penalty. This makes it especially useful in applications where spatial relationships and path optimization are critical.

3.2.4 Clustering with known K values

Clustering with known K values is the most common and the direct approach to clustering. However, we employed firefly algorithm to cluster data with known K values, in order to see its initial performances. The canonical FA is used, without any modifications. The proposed problem specific fitness function was used (equation 4).

3.2.5 Clustering with unknown K values - Proposed MODIFIED FIREFLY ALGORITHM

Clustering with unknown K values or automatic clustering is an interesting topic in clustering analysis. Most of the approaches in literature run the algorithms many times with different K values (similar to the Elbow Method in K means clustering) and based on the results, select the most suitable K value. There were some meta-heuristic approaches that used flags (active/inactive) states to represent number of clusters as well [76].

We propose a method of passing K as a parameter to the algorithm with a feasible range, and the K with highest fit centroids are taken as the suitable K value and the centroids.

The following steps were performed to implement the firefly algorithm to solve the clustering problem with automatic selection of K values.

1. Generate initial fireflies (initial centroids)
 - (a) For each firefly
 - i. Generate a random number of clusters between K_{min} and K_{max} (say K).
 - ii. Take a random sample of size K from the data set.
2. Calculate fitness of each firefly (**equation 4**)
3. Move fireflies towards more fitter fireflies (consider minimization (equation 5)).
 - (a) This function needs to be modified as the length of the fireflies (how many centroids a firefly has) depends of its K value and it is not same for all, in this implementation.
 - i. Compare two fireflies in the current iteration.
 - ii. Take the centroids of each firefly
 - iii. If **Firefly_2** is fitter than **Firefly_1**, Move centroids of **Firefly_1** towards the nearest centroids in **Firefly_2**.
 - iv. When moving a centroid, use the standard movement function in the canonical firefly algorithm.
 - v. After moving centroids, towards the nearest centroids of the fitter firefly, Probabilistically adjust the number of centroids in the **Firefly_1**.
4. Find suitable centroids from the data set, for the moved new fireflies (new centroid sets), as the moved centroids are not in the data set.
5. Evaluate the new fireflies (use (**equation 4**)).
6. Repeat the process until the end criteria meets.

The pseudo codes for the above steps are given in Algorithm 2, Algorithm 3, Algorithm 4 and, Algorithm 5.

Algorithm 2 Main Function-Automatic Clustering

- 1: Initialize Firefly Parameters: $\alpha = 0.5$, $\gamma = 1$, $\delta = 0.95$, $K_{max} = 10$, $K_{min} = 2$, $n = 15$
 - 2: Set $MaxGeneration = 250$, $num_runs = 6$, $initial_prob = 0.2$, $final_prob = 0.1$
 - 3: Load dataset from "MyData.txt"
 - 4: **for** each run from 1 to num_runs **do**
 - 5: Call `findClusters` to find the best firefly and fitness
 - 6: Store best solution and fitness
 - 7: **end for**
 - 8: Identify best solution based on lowest fitness
-

Algorithm 3 findClusters($\alpha, \gamma, \delta, K_{max}, K_{min}, n, data_set, MaxGeneration, initial_prob, final_prob$)

- 1: Generate initial fireflies with random centroids between K_{min} and K_{max}
- 2: **for** each iteration from 1 to $MaxGeneration$ **do**
- 3: Calculate adaptive add/remove probability based on iteration
- 4: Compute fitness for all fireflies and Sort fireflies by fitness
- 5: Update best firefly if current best is better
- 6: Move fireflies towards better ones using `move_firefly`
- 7: Adjust centroids with add/remove probability
- 8: Update randomness coefficient α
- 9: **end for**
- 10: Return the best firefly and its fitness

Algorithm 4 Calculate_fitness(unique_fireflies, $n, data_set$)

- 1: **for** each firefly **do**
- 2: Assign points to nearest centroids to form clusters
- 3: Calculate compactness as average distance between points and centroids
- 4: Calculate separation as average distance between centroids
- 5: Calculate total TSP penalty using a heuristic for the traveling salesman problem
- 6: Combine compactness, separation, and TSP penalty to compute the fitness score
- 7: **end for**
- 8: Return the fitness scores

Algorithm 5 move_firefly(unique_fireflies, Lightn, current_prob, $n, \gamma, \alpha, K_{min}, K_{max}$)

- 1: **for** each firefly **do**
- 2: **for** each other firefly with better fitness **do**
- 3: Move firefly towards better firefly by adjusting centroids
- 4: Probabilistically adjust number of centroids
- 5: **end for**
- 6: **end for**
- 7: Return moved fireflies

3.2.6 Movement of fireflies

When two fireflies are of equal length (K), then there will be no issue of moving the less brighter firefly towards the brighter one (**use equation 1**). In automatic clustering different fireflies have different K values and hence have different lengths. To align with that, we introduced a movement strategy of **finding the nearest centroids in Firefly 2 and moving each centroid of Firefly 1 toward that nearest centroid** using the following formula:

$$\begin{aligned} \text{new centroid position_FF1} &= (1 - \beta) \times \text{Centroid of Firefly 1} \\ &+ \beta \times \text{Centroid of Firefly 2} \\ &+ \alpha \times \text{randomness} \end{aligned} \tag{5}$$

3.2.7 Why the Fitness Function Works Well?

The fitness function consists of three main components: compactness, separation, and the Traveling Salesman Problem (TSP) penalty. Each component addresses a specific aspect of clustering quality.

Compactness measures how closely the data points within a cluster are grouped around their centroid. It is calculated as the average distance of all the points in a cluster from the centroid. In clustering, minimizing the distance between points within a cluster is critical because it ensures that the cluster members are highly similar to one another. Lower compactness values indicate tighter and more cohesive clusters. Therefore, the algorithm encourages the formation of well-defined clusters with minimal intra-cluster variance. The inclusion of compactness in the fitness function helps generate clusters that are meaningful, interpretable, and internally consistent.

Separation refers to the average distance between the centroids of different clusters. High separation implies that clusters are well-distinguished from one another, reducing overlap and ambiguity between cluster boundaries. This property is important because it ensures that data points belonging to different clusters remain sufficiently distinct. By incorporating separation into the fitness function, the algorithm promotes the creation of clusters that are not only internally cohesive but also externally well-separated. This improves the overall discriminative quality of the clustering process, especially when handling datasets with overlapping or closely positioned groups.

The TSP penalty evaluates how well-organized the internal structure of each cluster is by using a Traveling Salesman Problem (TSP) heuristic to estimate the total traversal distance among points within a cluster. This component discourages the formation of clusters with irregular, scattered, or poorly structured spatial arrangements. Instead, it encourages clusters whose internal point distributions are spatially coherent and organized. The TSP penalty is particularly valuable in spatial clustering problems where the relative arrangement of points within clusters is important. As a result, this measure improves clustering quality by introducing an additional structural constraint beyond simple distance minimization.

The combination of compactness, separation, and the TSP penalty creates a multi-objective optimization framework for evaluating clustering quality. Each component captures a different characteristic of an effective clustering solution. Compactness focuses on minimizing intra-cluster distances, separation emphasizes maximizing inter-cluster distances, and the TSP penalty enhances the internal structural organization of clusters. The use of weighting parameters (α , β , and γ) allows the algorithm to balance these objectives according to the requirements of the problem. For example, assigning a larger weight to compactness prioritizes tighter clusters, whereas increasing the weight of separation promotes more distinct cluster boundaries. This flexibility enables the algorithm to adapt effectively to datasets with varying cluster sizes, shapes, and densities.

The integration of compactness, separation, and the TSP penalty into a unified fitness function provides a comprehensive assessment of clustering quality. Together, these measures

optimize multiple aspects of clustering simultaneously, including internal cohesion, external distinctiveness, and spatial organization. This multi-objective perspective results in more balanced and robust clustering solutions. Furthermore, the adjustable weighting mechanism provides flexibility, enabling the algorithm to adapt to different application scenarios and dataset characteristics. Such adaptability is particularly useful when dealing with complex datasets containing clusters with diverse structures and distributions.

3.2.8 Why the Movement Strategy Works Well?

The movement strategy in the Firefly Algorithm is designed to efficiently explore the search space while gradually improving clustering quality. In the attraction-based movement mechanism, fireflies with higher fitness values, representing poorer clustering solutions, move toward fireflies with lower fitness values, representing better solutions. The degree of attraction depends on the distance between fireflies, where nearby fireflies exert stronger influence than distant ones. This mechanism acts as a local search strategy that guides the population toward promising regions of the search space. By continuously adjusting centroid positions based on interactions with better-performing fireflies, the algorithm incrementally refines clustering quality over successive iterations. This strategy effectively balances exploitation of high-quality solutions with broader exploration of the search space, helping the algorithm avoid poor local minima while still converging toward improved clustering configurations.

In addition to attraction toward better solutions, the movement equation incorporates a randomness component controlled by the parameter α . Even when a firefly moves toward another firefly with superior fitness, random perturbations are introduced into the movement process. The inclusion of randomness is important because it prevents the population from converging too rapidly to a local optimum. Without sufficient randomness, the search process may become trapped in suboptimal regions of the search space. By introducing controlled random exploration, the algorithm is able to investigate new and potentially better regions that may otherwise remain unexplored. This mechanism helps maintain diversity among the fireflies and improves the algorithm's ability to escape local optima, ultimately increasing the likelihood of identifying globally optimal clustering solutions.

A key feature of the proposed approach is its ability to dynamically adapt the number of clusters K during the optimization process. Unlike traditional clustering algorithms such as K -means, where the number of clusters must be specified beforehand, the Firefly Algorithm allows fireflies with different K values to interact with one another. Through these interactions, centroids may be probabilistically added or removed based on the relative proximity and quality of neighboring fireflies. This adaptive mechanism enables the algorithm to automatically discover an appropriate number of clusters that best represents the underlying structure of the dataset. The flexibility to modify K dynamically is particularly beneficial for complex datasets where the true number of clusters is unknown in advance. As

a result, the algorithm becomes more robust and data-driven, producing clustering solutions that better capture natural data distributions.

Why It Works Well for Clustering

1. Exploration and Exploitation

The firefly algorithm strikes an effective balance between exploration (randomness and firefly movement) and exploitation (attraction to better solutions). This is crucial for solving complex clustering problems where the search space is high-dimensional or multi-modal.

2. Dynamic Adaptation

The algorithm dynamically adapts the number of clusters, enabling it to find the optimal K without predefining the number of clusters. This makes it more flexible and versatile compared to fixed-cluster algorithms like K -means.

The firefly algorithm's fitness function, which combines compactness, separation, and the TSP penalty, provides a robust evaluation of cluster quality. The movement strategy, which includes attraction toward better solutions and randomness, ensures that the algorithm can efficiently explore the search space while avoiding local optima. Together, these strategies make the firefly algorithm highly effective for clustering problems, providing both flexibility and adaptability in discovering the optimal clusters.

4 Experimentation and Results

This chapter shows the experimental results of the simulations carried out for solving clustering problem using the firefly algorithm. Section 4.1, shows data sets used for the study as requested by the robotic navigation problem. Results obtained for fixed clusters are presented in Section 4.3. Finally results obtained for automatic clustering with FA are demonstrated in Section 4.4

4.1 Data Sets

The focus of this research is on the deployment of a robotic sensor network to persistently and effectively monitor multiple locations spread across a large field, which is 2D. Therefore the study focused on clustering data on 2D spaces. The results were obtained mainly for two fields having 80 coordinates and 1250 coordinates. The spread of the data is given in figure 1 and figure 2.

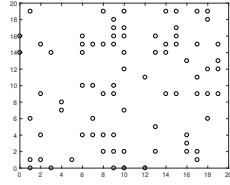


Figure 1 Data Set 1 - 80 points

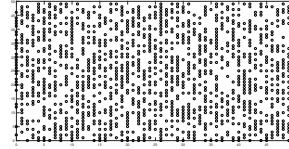


Figure 2 Data Set 2 - 1250 points

In this research, we used convex hulls for the boundary representation of the found clusters.

4.2 Parameters used in the study

The parameters and their values used in the study is given in Table 4.

Table 4 Parameters and their values

		Values	
	Parameters	Data Set 1	Data Set 2
Clustering with FA for known K values	Fireflies	15 - 25	15 - 25
	Alpha	0.3	0.3
	Gamma	1	1
	Delta	0.95	0.95
	Iterations	100	100
	Parameters	Data Set 1	Data Set 2
Clustering with FA for unknown K values	Fireflies	15 - 25	15 - 25
	Alpha	0.5	0.5
	Gamma	1	1
	Delta	0.95	0.95
	Iterations	250	250
	K	3-10	3-10

4.3 Clustering with FA for known K values

This is a similar approach to K means clustering. However, use of meta-heuristics like firefly algorithms can mitigate some of the disadvantages, K means adhere, such as sensitive to initial centroids, limited effectiveness for complex shapes, equal-size cluster assumption, computationally inefficient for large datasets, and, assumes continuous features. These issues can be well handled by the firefly algorithm.

We evaluated WCSS - within-cluster sum of distances (squared) (or inertia) here is the total sum of squared distances from each data point to its respective cluster centroid, over different K values. Results were obtained with both the firefly algorithm and the K means clustering algorithm. Using elbow method, we tried to compare the results of two algorithms.

4.3.1 Data Set 1 - Clustering Results

K	WCSS
2	3147.4
3	2230.4
4	1523.2
5	1296.8
6	945.6
7	803.3
8	847.4
9	618.3
10	631.7

Table 5 Within-cluster sum of squares (WCSS) for Dataset 1 using the firefly algorithm

The WCSS values show a sharp decrease up to $K = 4$ or 5 , followed by diminishing improvements, indicating the elbow point. Thus, $K = 4$ or 5 is a suitable choice, balancing clustering quality and complexity. For comparison, K -means was also applied to the same dataset to obtain corresponding WCSS values.

The WCSS shows a sharp decrease up to $K = 4$ or 5 , after which improvements diminish, indicating the elbow point. Both firefly and K -means algorithms produce similar cost values and suggest the same optimal K . Thus, the firefly algorithm achieves comparable performance to K -means while addressing its limitations.

K	WCSS
2	2954.8798
3	1863.6966
4	1303.6024
5	1105.3929
6	913.3595
7	749.3099
8	566.6984
9	452.9060
10	445.1397

Table 6 Within-cluster sum of squares (WCSS) for Dataset 1 using the K -Means algorithm

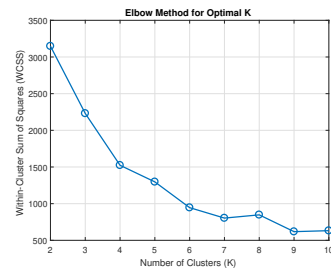


Figure 3 WCSS vs K for Dataset 1 using the firefly algorithm

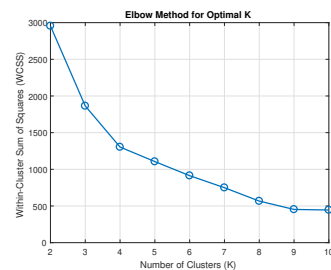


Figure 4 WCSS vs K for Dataset 1 using the K -Means algorithm

4.3.2 Data Set 2 - Clustering Results

The analysis of the WCSS values reveals a clear elbow pattern, with a significant reduction observed between $K=3$ and $K=5$, indicating substantial improvements in cluster compactness within this range. Beyond $K=5$, the rate of decrease in WCSS becomes more gradual, reflecting diminishing returns as additional clusters contribute less to improving clustering quality. The elbow point is therefore identified around $K=5$ or $K=6$, suggesting that this range provides an optimal balance between compactness and model simplicity. Consequently, selecting $K=5$ or $K=6$ is most appropriate, as further increases offer minimal benefit. A similar trend is observed for Dataset 2 with 1250 points, where both the firefly algorithm and K-means produce consistent results and indicate comparable optimal values of K , demonstrating agreement between the two approaches.

K	WCSS
3	3.0247e+05
4	1.5697e+05
5	1.2527e+05
6	1.0495e+05
7	8.2046e+04
8	7.0352e+04
9	6.7068e+04
10	5.8100e+04

Table 7 Within-cluster sum of squares (WCSS) for Dataset 2 using the firefly algorithm

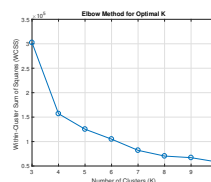


Figure 5 WCSS vs K for Dataset 2 using the firefly algorithm

K	WCSS
3	205011.38
4	131953.87
5	112755.11
6	96119.98
7	77234.89
8	66015.42
9	56563.22
10	52691.09

Table 8 Within-cluster sum of squares (WCSS) for Dataset 2 using the K-Means algorithm

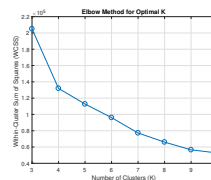


Figure 6 WCSS vs K for Dataset 2 using the K-Means algorithm

Visualizing clusters with convex hulls

We adhere the convex hulls to visually present the boundaries of clusters. Figures 18 and 19 show convex hulls obtained for the optimal K values for both data sets using the firefly algorithm.

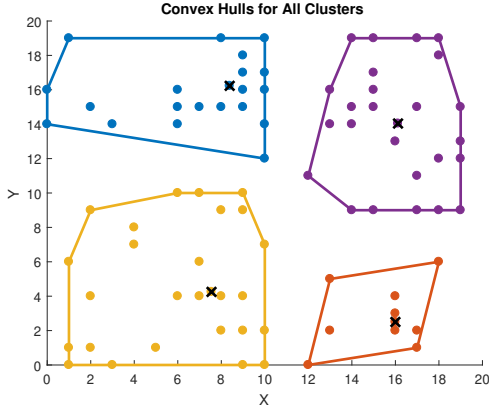


Figure 7 K=4 Centroids obtained with FF
- Data set 1

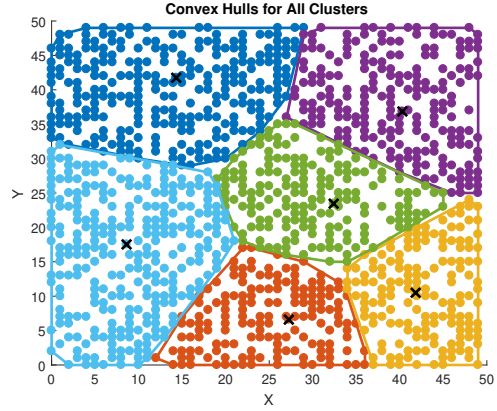


Figure 8 K=6 Centroids obtained with FF
- Data set 2

Figure 9 Convex hulls for the optimal K values for both data sets using the firefly algorithm

4.4 Automatic Clustering with FA

Clustering with fixed K is an achievable task, where clustering for unknown K is challenging. Thus lot of research were carried out for such an approach. But in most of such research, they have run the algorithm several times to obtain the most trusted K value. In our approach, to the original firefly algorithm, we introduced new fitness function and centroid movement strategy rather than moving the whole fireflies towards the brighter ones to achieve the objective of the study as well as to automatically find the most suitable K value.

4.4.1 Data set 1 - Clustering Results

Here we considered the new fitness function, where we considered compactness, separation and TSP penalty, to find better clusters for the research question of effective robot navigation. To obtain precise solutions, we run the algorithm 6 times and plot the K value given at each run and the fitness at the given K. As the final result we selected the solution (centroids) and the K with best fitness.

For all the solutions in all runs, we evaluate the WCSS values as well. It is not for the elbow approach, but to see whether there are significant fluctuations in the WCSS values. Since all the 6 runs gives good results, there should not be much variations in the WCSS values. Obtained centroids are (3, 7), (7, 16), (14, 10), (15, 13)

Fitness and WCSS Analysis The fitness values across the six runs show low variation, indicating stable performance of the automatic clustering approach. Among these runs, the solution corresponding to $K = 4$ appears most frequently and yields the lowest fitness values, suggesting it as the most suitable number of clusters identified by the algorithm.

The WCSS values (6453, 6482, 9030, 8190, 5857, 7053) also demonstrate moderate varia-

tion across runs, further confirming the consistency of the clustering results. Overall, both fitness and WCSS analyses indicate that the algorithm reliably converges to similar-quality solutions, with $K = 4$ emerging as the preferred cluster configuration.

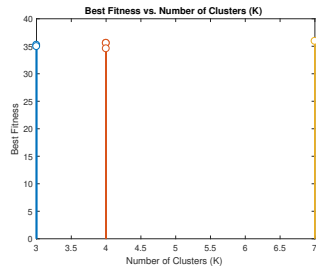


Figure 10 Fitness vs K for Dataset 1 (Automatic clustering with FA)

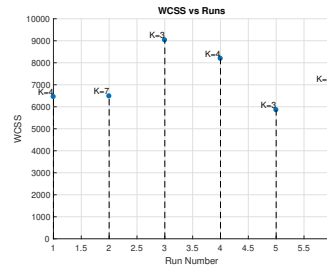


Figure 11 WCSS vs runs (Automatic clustering with FA)

4.4.2 Data set 2 - Clustering Results

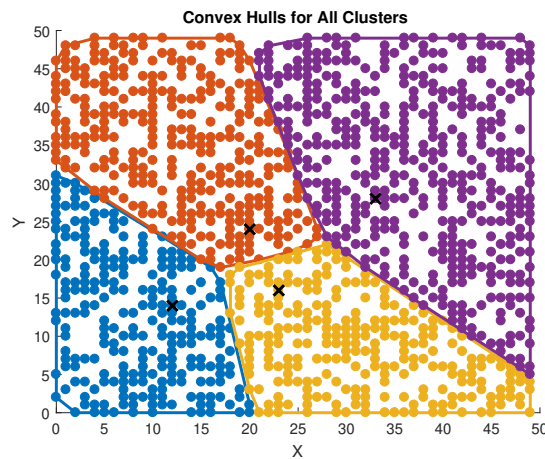


Figure 12 Final Clusters for the Data set 2 - Automatic clustering with FA

Obtained centroids are (12 14), (20 24), (23 16), (33 28)

Fitness and WCSS Across Runs The fitness values across the six runs demonstrate relatively low variation, indicating stable performance of the automatic clustering process. This suggests that the algorithm consistently converges to solutions of similar quality.

The corresponding WCSS values (928535, 1668041, 713439, 575330, 1153769, 864266) exhibit noticeable fluctuations across runs. However, despite this variation, the values remain within a reasonable range, indicating that all runs produce acceptable clustering solutions. These fluctuations can be attributed to the stochastic nature of the algorithm, but they do not significantly affect the overall clustering quality.

Overall, both fitness and WCSS analyses confirm that the algorithm maintains robustness and consistency across multiple runs while still allowing some diversity in the generated solutions.

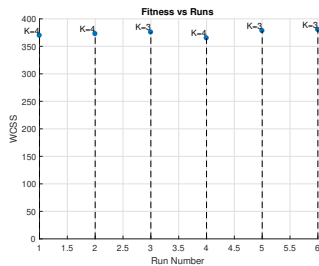


Figure 13 Fitness vs runs (Automatic clustering with FA)

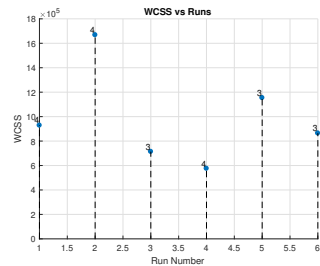


Figure 14 WCSS vs runs (Automatic clustering with FA)

General Trend: While there is a spread, the values do not exhibit wild, unpredictable swings; they are all in a similar magnitude range (hundreds of thousands). This suggests that while the exact values differ, they might represent a consistent pattern or trend when taken as a whole.

Cluster Interpretation: In clustering, WCSS measures within-cluster variability, so having some fluctuation across runs isn't unusual. The fluctuations here might reflect minor adjustments due to random initialization or slight differences in clustering but not necessarily a large variance that would invalidate the results.

Practical Consistency: For practical purposes, these values are relatively close when we consider that clustering algorithms often show some variation across runs, especially with initializations or data sensitivity. The values are still comparable, suggesting that the clustering structure is stable across these runs.

Conclusion: Although there is variation, the values aren't drastically different, and they can be interpreted as reasonably close in the context of clustering, where some variability is expected. These fluctuations suggest a stable clustering outcome across runs rather than major inconsistencies.

4.5 Comparing with K means

To compare the new algorithm with K means, whether the objectives of the research is accomplished, we evaluated the optimized routes for the clusters for both algorithms. Ant Colony Systems (ACS) algorithm was applied to the clusters obtained by both automatic firefly algorithm and the K means. The total path distance is evaluated.

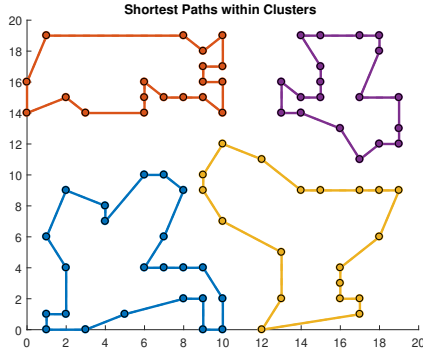


Figure 15 Shortest Paths for the Clusters with FA

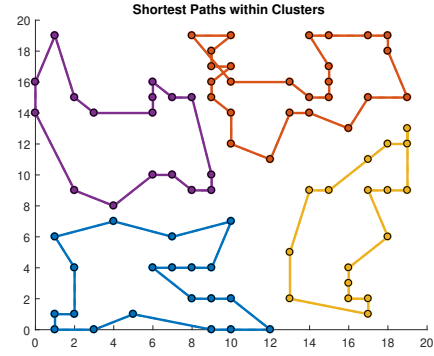


Figure 16 Shortest Paths for the Clusters with K-Means

Figure 17 Shortest Paths for the Clusters with ACS algorithm - Data Se 1

- Total distance for all 4 clusters by FA = $43.69+35.47+39.47+29.70 \approx 148.33$
- Total distance for all 4 clusters by K-Means = $41.90+45.53+34.48+38.08 \approx 159.99$




Figure 18 Shortest Paths for the Clusters with FA




Figure 19 Shortest Paths for the Clusters with K-Means

Figure 20 Shortest Paths for the Clusters with ACS algorithm - Data Se 2

- Total distance for all 4 clusters by FA = $333.63+456.81+361.18+ 643.14 \approx 1793$
- Total distance for all 4 clusters by K-Means = $519.46+446.15+480.16+486.93 \approx 1931$

It indicate that K-Means gives clusters based on the distance to the centers, it is not successful in providing shortest routes for navigation. On the other-hand, FA, automatically gives cluster centers and still good in providing shorter paths compared to the K means algorithm.

5 Conclusion and Future Work

This study aimed to develop a clustering approach that is independent of the predefined number of clusters (K) while ensuring efficient within-cluster navigation for the given monitoring system. To address this, a modified firefly algorithm incorporating a novel fitness function and a centroid-based movement strategy was proposed. The results demonstrate that the proposed meta-heuristic approach is capable of effectively identifying suitable cluster structures without prior specification of K , while maintaining good clustering quality.

The findings highlight that the performance of clustering algorithms is highly dependent on the characteristics of the dataset, and that the choice of clustering method should be guided not only by data proximity but also by the underlying objectives of the application. Furthermore, given the NP-hard nature of clustering, meta-heuristic techniques such as the firefly algorithm provide a flexible and powerful alternative to traditional methods. The proposed modification of the firefly algorithm proves particularly useful in scenarios where initialization sensitivity must be avoided, the number of clusters needs to be determined automatically, and clustering objectives extend beyond simple distance-based criteria.

For future work, several directions can be explored to enhance the proposed approach. First, the firefly algorithm involves several algorithm-specific parameters that currently require manual tuning; developing a self-adaptive or self-tuning mechanism would improve its usability and robustness. Second, extending the investigation to include other meta-heuristic algorithms could provide comparative insights and potentially yield further improvements. Finally, the current study is limited to two-dimensional datasets, and evaluating the proposed method on higher-dimensional data would help assess its scalability and general applicability.

References

- [1] Jain AK, Murty MN, Flynn PJ. Data clustering: a review. *ACM computing surveys (CSUR)*. 1999;31(3):264-323.
- [2] Brucker P. On the Complexity of Clustering Problems. In: Henn R, Korte B, Oettli W, editors. *Optimization and Operations Research*. Berlin, Heidelberg: Springer Berlin Heidelberg; 1978. p. 45-54.
- [3] Welch WJ. Algorithmic complexity: three NP-hard problems in computational statistics. *Journal of Statistical Computation and Simulation*. 1982;15(1):17-25.
- [4] Ahmed M, Seraj R, Islam SMS. The k-means algorithm: A comprehensive survey and performance evaluation. *Electronics*. 2020;9(8):1295.
- [5] Suganya R, Shanthi R. Fuzzy c-means algorithm-a review. *International Journal of Scientific and Research Publications*. 2012;2(11):1.

- [6] Park HS, Jun CH. A simple and fast algorithm for K-medoids clustering. *Expert systems with applications*. 2009;36(2):3336-41.
- [7] Pelleg D, Moore AW, et al. X-means: Extending k-means with efficient estimation of the number of clusters. In: *Icml*. vol. 1. Stanford, CA; 2000. p. 727-34.
- [8] Singer S, Nelder J. Nelder-mead algorithm. *Scholarpedia*. 2009;4(7):2928.
- [9] Boyd S, Boyd SP, Vandenberghe L. *Convex optimization*. Cambridge university press; 2004.
- [10] Holland JH, et al. *Adaptation in natural and artificial systems: an introductory analysis with applications to biology, control, and artificial intelligence*. MIT press; 1992.
- [11] Storn R, Price K. Differential evolution—a simple and efficient heuristic for global optimization over continuous spaces. *Journal of global optimization*. 1997;11(4):341-59.
- [12] Kennedy J, Eberhart R. Particle swarm optimization. In: *Proceedings of ICNN'95-international conference on neural networks*. vol. 4. IEEE; 1995. p. 1942-8.
- [13] Dorigo M, Di Caro G. Ant colony optimization: a new meta-heuristic. In: *Proceedings of the 1999 congress on evolutionary computation-CEC99 (Cat. No. 99TH8406)*. vol. 2. IEEE; 1999. p. 1470-7.
- [14] Yang XS. Firefly algorithms for multimodal optimization. In: *International symposium on stochastic algorithms*. Springer; 2009. p. 169-78.
- [15] Yang XS, Deb S. Cuckoo search via Lévy flights. In: *2009 World congress on nature & biologically inspired computing (NaBIC)*. Ieee; 2009. p. 210-4.
- [16] Al-Sultan KS. A tabu search approach to the clustering problem. *Pattern recognition*. 1995;28(9):1443-51.
- [17] Maulik U, Bandyopadhyay S. Genetic algorithm-based clustering technique. *Pattern recognition*. 2000;33(9):1455-65.
- [18] Kuila P, Jana PK. A novel differential evolution based clustering algorithm for wireless sensor networks. *Applied soft computing*. 2014;25:414-25.
- [19] Ariyaratne M, Fernando T. A comprehensive review of the firefly algorithms for data clustering. *Advances in Swarm Intelligence: Variations and Adaptations for Optimization Problems*. 2022:217-39.
- [20] Ahmadi R, Ekbatanifard G, Bayat P. A modified grey wolf optimizer based data clustering algorithm. *Applied Artificial Intelligence*. 2021;35(1):63-79.

- [21] Kuo R, Wang M, Huang T. An application of particle swarm optimization algorithm to clustering analysis. *Soft Computing*. 2011;15:533-42.
- [22] Atman MWS, Fikri MR, Priandana K, Gusrialdi A. A Two-Layer Control Framework for Persistent Monitoring of a Large Area With a Robotic Sensor Network. *IEEE Access*. 2024;12:4153-65.
- [23] Akay Ö, Tekeli E, Yüksel G. Genetic Algorithm with New Fitness Function for Clustering. *Iranian Journal of Science and Technology, Transactions A: Science*. 2020;44(3):865-74.
- [24] Hartigan JA, Wong MA. Algorithm AS 136: A k-means clustering algorithm. *Journal of the royal statistical society series c (applied statistics)*. 1979;28(1):100-8.
- [25] Blashfield RK. The growth of cluster analysis: Tryon, Ward, and Johnson. *Multivariate behavioral research*. 1980;15(4):439-58.
- [26] Behravan I, Zahiri SH, Razavi SM, Trasarti R. Finding roles of players in football using automatic particle swarm optimization-clustering algorithm. *Big data*. 2019;7(1):35-56.
- [27] Karol S, Mangat V. Evaluation of text document clustering approach based on particle swarm optimization. *Open Computer Science*. 2013;3(2):69-90.
- [28] Cui X, Potok TE, Palathingal P. Document clustering using particle swarm optimization. In: *Proceedings 2005 IEEE Swarm Intelligence Symposium, 2005. SIS 2005. IEEE; 2005*. p. 185-91.
- [29] Omran M, Engelbrecht AP, Salman A. Particle swarm optimization method for image clustering. *International Journal of Pattern Recognition and Artificial Intelligence*. 2005;19(03):297-321.
- [30] Wong MT, He X, Yeh WC. Image clustering using particle swarm optimization. In: *2011 IEEE Congress of Evolutionary Computation (CEC). IEEE; 2011*. p. 262-8.
- [31] Hancer E, Ozturk C, Karaboga D. Artificial bee colony based image clustering method. In: *2012 IEEE congress on evolutionary computation. IEEE; 2012*. p. 1-5.
- [32] Hrosik RC, Tuba E, Dolicanin E, Jovanovic R, Tuba M. Brain image segmentation based on firefly algorithm combined with k-means clustering. *Stud Inform Control*. 2019;28(2):167-76.
- [33] Scheunders P. A genetic c-means clustering algorithm applied to color image quantization. *Pattern recognition*. 1997;30(6):859-66.

- [34] Senthilnath J, Omkar SN, Mani V. Clustering using firefly algorithm: Performance study. *Swarm and Evolutionary Computation*. 2011;1(3):164-171. Available from: <http://www.sciencedirect.com/science/article/pii/S2210650211000265>.
- [35] Hassanzadeh T, Meybodi MR. A new hybrid approach for data clustering using firefly algorithm and K-means. In: *The 16th CSI International Symposium on Artificial Intelligence and Signal Processing (AISP 2012)*. IEEE; 2012. p. 007-11.
- [36] Banati H, Bajaj M. Performance analysis of firefly algorithm for data clustering. *International Journal of Swarm Intelligence*. 2013;1(1):19-35.
- [37] Sarma N, Gopi M. Implementation of energy efficient clustering using firefly algorithm in wireless sensor networks. *International Proceedings of Computer Science and Information Technology*. 2014;59:1.
- [38] Alsmadi MK. A hybrid firefly algorithm with fuzzy-C mean algorithm for MRI brain segmentation. *American Journal of Applied Sciences*. 2014;11(9):1676-91.
- [39] Nayak J, Nanda M, Nayak K, Naik B, Behera HS. An improved firefly fuzzy c-means (FAFCM) algorithm for clustering real world data sets. In: *Advanced Computing, Networking and Informatics-Volume 1*. Springer; 2014. p. 339-48.
- [40] Alomoush W, sheikh abdullah S, Sahran S, Hussain R. Segmentation of MRI Brain Images Using FCM Improved by Firefly Algorithms. *Journal of Applied Sciences*. 2014;14:66-71.
- [41] Kaushik K, Arora V, et al. A hybrid data clustering using firefly algorithm based improved genetic algorithm. *Procedia Computer Science*. 2015;58:249-56.
- [42] Baskaran M, Sadagopan C. Synchronous firefly algorithm for cluster head selection in WSN. *The Scientific World Journal*. 2015;2015.
- [43] Manshahia MS, Dave M, Singh S. Firefly algorithm based clustering technique for Wireless Sensor Networks. In: *2016 International Conference on Wireless Communications, Signal Processing and Networking (WiSPNET)*. IEEE; 2016. p. 1273-6.
- [44] Sharma A, Sehgal S. Image segmentation using firefly algorithm. In: *2016 International Conference on Information Technology (InCITe)-The Next Generation IT Summit on the Theme-Internet of Things: Connect your Worlds*. IEEE; 2016. p. 99-102.
- [45] Kuo R, Li P. Taiwanese export trade forecasting using firefly algorithm based K-means algorithm and SVR with wavelet transform. *Computers & Industrial Engineering*. 2016;99:153-61.

- [46] Mizuno K, Takamatsu S, Shimoyama T, Nishihara S. Fireflies can find groups for data clustering. In: 2016 IEEE International Conference on Industrial Technology (ICIT). IEEE; 2016. p. 746-51.
- [47] Sadeghzadeh M. Data Clustering Using Improved Fire Fly Algorithm. In: Information Technology: New Generations. Springer; 2016. p. 801-9.
- [48] Lei X, Wang F, Wu FX, Zhang A, Pedrycz W. Protein complex identification through Markov clustering with firefly algorithm on dynamic protein–protein interaction networks. *Information Sciences*. 2016;329:303-16.
- [49] Zhou L, Li L. Improvement of the Firefly-based K-means Clustering Algorithm. In: Proceedings of the 2018 International Conference on Data Science; 2018. p. 157-62.
- [50] Ghosh P, Mali K, Das SK. Chaotic firefly algorithm-based fuzzy C-means algorithm for segmentation of brain tissues in magnetic resonance images. *Journal of Visual Communication and Image Representation*. 2018;54:63-79.
- [51] Mosavvar I, Ghaffari A. Data aggregation in wireless sensor networks using firefly algorithm. *Wireless Personal Communications*. 2019;104(1):307-24.
- [52] Xie H, Zhang L, Lim CP, Yu Y, Liu C, Liu H, et al. Improving K-means clustering with enhanced firefly algorithms. *Applied Soft Computing*. 2019;84:105763.
- [53] Agbaje MB, Ezugwu AE, Els R. Automatic data clustering using hybrid firefly particle swarm optimization algorithm. *IEEE Access*. 2019;7:184963-84.
- [54] Pitchaimanickam B, Murugaboopathi G. A hybrid firefly algorithm with particle swarm optimization for energy efficient optimal cluster head selection in wireless sensor networks. *Neural Computing and Applications*. 2020;32(12):7709-23.
- [55] Zhao J, Tang J, Shi A, Fan T, Xu L. Improved density peaks clustering based on firefly algorithm. *International Journal of Bio-Inspired Computation*. 2020;15(1):24-42.
- [56] Langari RK, Sardar S, Mousavi SAA, Radfar R. Combined fuzzy clustering and firefly algorithm for privacy preserving in social networks. *Expert Systems with Applications*. 2020;141:112968.
- [57] Atman MWS, Fikri MR, Priandana K, Gusrialdi A. A Two-Layer Control Framework for Persistent Monitoring of a Large Area With a Robotic Sensor Network. *IEEE Access*. 2024.
- [58] South A, Stanger-Hall K, Jeng ML, Lewis SM. CORRELATED EVOLUTION OF FEMALE NEOTENY AND FLIGHTLESSNESS WITH MALE SPERMATOPHORE PRODUCTION IN FIREFLIES (COLEOPTERA:

- LAMPYRIDAE). Evolution. 2011;65(4):1099-113. Available from: <http://dx.doi.org/10.1111/j.1558-5646.2010.01199.x>.
- [59] Kanimozhi T, Latha K. An integrated approach to region based image retrieval using firefly algorithm and support vector machine. Neurocomputing. 2015;151:1099-1111. Available from: <http://www.sciencedirect.com/science/article/pii/S0925231214013332>.
- [60] Rajinikanth V, Couceiro MS. RGB Histogram Based Color Image Segmentation Using Firefly Algorithm. Procedia Computer Science. 2015;46:1449-1457. Proceedings of the International Conference on Information and Communication Technologies, ICICT 2014, 3-5 December 2014 at Bolgatty Palace & Island Resort, Kochi, India. Available from: <http://www.sciencedirect.com/science/article/pii/S1877050915001283>.
- [61] Xiao L, Shao W, Liang T, Wang C. A combined model based on multiple seasonal patterns and modified firefly algorithm for electrical load forecasting. Applied Energy. 2016;167:135-153. Available from: <http://www.sciencedirect.com/science/article/pii/S0306261916300307>.
- [62] Ibrahim IA, Khatib T. A novel hybrid model for hourly global solar radiation prediction using random forests technique and firefly algorithm. Energy Conversion and Management. 2017;138:413-425. Available from: <http://www.sciencedirect.com/science/article/pii/S0196890417301036>.
- [63] Osaba E, Yang X, Díaz F, Onieva E, Masegosa AD, Perillos A. A Discrete Firefly Algorithm to Solve a Rich Vehicle Routing Problem Modelling a Newspaper Distribution System with Recycling Policy. CoRR. 2016;abs/1604.04146. Available from: <http://arxiv.org/abs/1604.04146>.
- [64] Jati GK, Suyanto. Evolutionary Discrete Firefly Algorithm for Travelling Salesman Problem. In: Bouchachia A, editor. Adaptive and Intelligent Systems. Berlin, Heidelberg: Springer Berlin Heidelberg; 2011. p. 393-403.
- [65] Zhang L, Liu L, Yang XS, Dai Y. A Novel Hybrid Firefly Algorithm for Global Optimization. 2016 09;11.
- [66] Xia X, Gui L, He G, Xie C, Wei B, Xing Y, et al. A hybrid optimizer based on firefly algorithm and particle swarm optimization algorithm. Journal of Computational Science. 2018;26:488-500. Available from: <http://www.sciencedirect.com/science/article/pii/S1877750317303538>.
- [67] Sahu RK, Panda S, Padhan S. A hybrid firefly algorithm and pattern search technique for automatic generation control of multi area power systems. International Journal of Electrical Power & Energy Systems. 2015;64:9-23. Available from: <http://www.sciencedirect.com/science/article/pii/S0142061514004451>.

- [68] Yang XS. Multiobjective firefly algorithm for continuous optimization. *Engineering with Computers*. 2013 Apr;29(2):175-84. Available from: <https://doi.org/10.1007/s00366-012-0254-1>.
- [69] Zhao C, Wu C, Chai J, Wang X, Yang X, Lee JM, et al. Decomposition-based multi-objective firefly algorithm for RFID network planning with uncertainty. *Applied Soft Computing*. 2017;55:549-564. Available from: <http://www.sciencedirect.com/science/article/pii/S1568494617300789>.
- [70] Lv L, Zhao J, Wang J, Fan T. Multi-objective firefly algorithm based on compensation factor and elite learning. *Future Generation Computer Systems*. 2018. Available from: <http://www.sciencedirect.com/science/article/pii/S0167739X18313955>.
- [71] Fister I, Fister Jr I, Yang XS, Brest J. A comprehensive review of firefly algorithms. *Swarm and Evolutionary Computation*. 2013;13:34-46.
- [72] Tilahun SL, Ngnotchouye JMT. Firefly algorithm for discrete optimization problems: A survey. *KSCE Journal of Civil Engineering*. 2017 Feb;21(2):535-45. Available from: <https://doi.org/10.1007/s12205-017-1501-1>.
- [73] Tilahun SL, Ngnotchouye JMT, Hamadneh NN. Continuous versions of firefly algorithm: a review. *Artificial Intelligence Review*. 2017 Jul. Available from: <https://doi.org/10.1007/s10462-017-9568-0>.
- [74] Yang XS, Deb S, Loomes M, Karamanoglu M. A framework for self-tuning optimization algorithm. *Neural Computing and Applications*. 2013;23(7-8):2051-7.
- [75] Yang XS, He XS. Why the firefly algorithm works? *Nature-Inspired Algorithms and Applied Optimization*. 2018:245-59.
- [76] Das S, Abraham A, Konar A. Automatic clustering using an improved differential evolution algorithm. *IEEE Transactions on systems, man, and cybernetics-Part A: Systems and Humans*. 2007;38(1):218-37.