

FOL2NS: Generating Natural Sentences from First-Order Logic

Mei Jia ^{†*}

University of Manchester

jiamei.meow@gmail.com

Abstract

Translating formal language into natural language is a foundational challenge in NLP, driving various downstream applications in semantic parsing, theorem validation, and question-answering. In this study, we introduce First-Order Logic to Natural Sentence (FOL2NS), a neurosymbolic framework designed to generate synthetic FOL formulas and convert them into natural human expressions. It handles deeply nested structures with varying quantifier depths (QD), which are rarely captured by existing corpora. By combining rule-driven modules with fine-tuned language models, FOL2NS enhances the diversity and coverage of the generated samples. In our experiments, we systematically evaluate the framework’s capabilities through both character-level analysis and overall performance metrics. Experimental results show that FOL2NS can reliably produce well-formed templates and fluent statements, but it faces challenges in achieving precise semantic representations and natural generation as structural complexity increases.

1 Introduction

In recent years, Large Language Models (LLMs) have shown impressive performance in Natural Language Generation (NLG). Despite this progress, their ability to tackle logic-to-text tasks requires more exploration, especially when generating natural sentences from first-order logic (FOL). The demand for formal correctness is equally important as fluent, coherent texts in such tasks. To this end, we propose a novel FOL2NS translation pipeline based on formal syntax, which bridges the rigour of the symbolic system and the data-driven power of large pre-trained models. A related example of outputs in every step is shown in Table 1.

The pipeline construction comprises multiple steps: (i) generating mathematical formulas by

context-free grammars, (ii) incorporating real-world lexical items into the formulas to get their logical forms, (iii) finetuning a pretrained T5 model on a preprocessed dataset from an existing corpus, and (iv) mapping the logic forms to natural sentences via this model. In theory, this structure can generate unlimited formulas and increase the overall sample size under explicit changes of length and depth. It enables on-demand adjustment of the maximum nesting level and seamless integration of new templates into the pipeline. Simultaneously, it facilitates precise control over the complexity of both generated FOL formulas and their corresponding natural sentences. Related source code is available at: https://github.com/Mifuxuanan/LELA70502_FOL2NS-Generating-Natural-Language-Sentences-from-First-Order-Logic.

2 Related Work

Previous work has connected natural language with logical representations and provides parallel or semantically aligned translation forms. On one hand, for NLG from structured tables, Chen et al. (2020) introduces Logic2Text, a large-scale dataset of 10,753 paired logical forms and descriptions. They employ several models from rule-based templates, encoder-decoder architectures, to fine-tuned GPT-2, for controllable and high-fidelity NLG. Differently, my work focuses on generating texts from first-order logic (FOL) through fine-tuning the T5 model with different strategies.

On the other hand, there are several studies about Natural Language(NL) to FOL translation. LogicNLI (Tian et al., 2021) offers a large-scale natural language inference (NLI) dataset for multi-step FOL reasoning with 20k semi-synthetic examples. FOLIO (Han et al., 2024) contains 1,430 human-annotated natural language reasoning examples with verified FOL translations. NL2FOL (Lalwani et al., 2025) presents a neurosymbolic

^{*} This work was completed during the author’s Master’s studies at the University of Manchester.

Type	Output
FOL Formula	$\forall a(A(a) \rightarrow \forall b(\neg B(b, c) \vee \neg C(b)))$
Lexicalized FOL	$\forall a(HasOfficeIn(a) \rightarrow \forall chef(\neg LivesIn(chef, zone) \vee \neg IsThoughtful(chef)))$
Natural Sentence	If the chef has an office in a building, then the chef neither lives in the zone nor is thoughtful.

Table 1: An output example in every step of constructing FOL2NS. It starts with an FOL formula with the quantifier depth of two in both mathematical and lexicalised formats. The corresponding natural sentence is generated by fine-tuning the T5-large model.

pipeline that autoformalizes natural language arguments into FOL through LLM-driven decomposition and SMT validation. However, these studies only exhibit the logical form as the translation outputs and don’t consider the nesting levels controlled by quantifiers in FOL formulas. In contrast, my work starts with the initial mathematical formulas and highlights every step of how to map rules with quantifier depths to natural sentences. It also covers the T5 model’s text generation quality from multiple nested logical structures.

3 Definition

3.1 First-order logic

First-order logic (FOL) is a logical system for reasoning about the properties of objects or the relationships between objects in a domain. This kind of proposition consists of k-ary predicate symbols, variables, constants and function symbols. In FOL, the atomic formulas (e.g. $P(a)$, $Q(a, b)$) are predicates that assert a relationship among certain elements. Beyond that, compound formulas are assembled using more logical connectives, such as negation (\neg), implication (\rightarrow), exclusive-or (\oplus), conjunction (\wedge) and disjunction (\vee).

3.2 Quantifier Depth

The most significant concept in FOL is quantification: the ability to assert that a certain property holds for all elements with universal quantifiers (\forall) or that it holds for some element with existential quantifiers (\exists). "Quantifier" is the key feature that sets FOL and other propositional logics apart. To measure the structural complexity of an FOL formula, one often considers its quantifier depth (QD). Given the formula F and formula G, the related relationships are defined as follows:

1. An atomic formula has $QD = 0$;
2. Negation does not increase the quantifier depth: $QD(\neg F) = QD(F)$;
3. For binary connectives, the quantifier depth is the maximum depth between the sides

of operands: $QD(F \wedge G) = QD(F \vee G) = \max(QD(F), QD(G))$;

4. Each application of a quantifier increases the depth by one: $QD(\forall x F) = QD(\exists x F) = QD(F) + 1$.

4 Data Construction

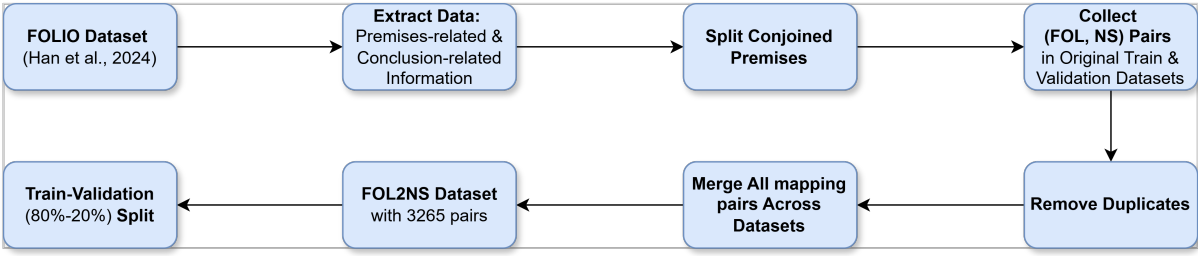
The dataset for fine-tuning models is constructed in 2 stages as illustrated in Figure 1. The source of Training and Validation sets is FOLIO (Han et al., 2024), an expert-written dataset designed for FOL reasoning. Despite its rich logical and semantic complexity, it has a distinct limitation in the sample size. Based on the original 1,430 samples of FOLIO, we expanded thousands of test samples through synthetic FOL formulas. This approach combines the strengths of both to systematically construct a diverse and controllable dataset.

4.1 FOLIO Dataset

Han et al. (2024) present a novel NL-to-FOL translation benchmark: FOLIO. It is inherently equipped with parallel pairs between natural-language statements and their FOL representations. Every premise and conclusion pair has been transcribed into FOL format and verified by an FOL inference engine, ensuring logical correctness. Compared to other synthetic datasets, each example in FOLIO is mostly aligned with a real-world background, with increased reasoning complexity and a larger vocabulary size of 4351.

FOLIO dataset contains 1,001 training and 203 validation instances drawn from 487 original “stories” with seven columns, including paired logical and NL representations of premises and conclusions, three classification labels and information about their ID (Appendix Figure 3). It also involves various logic patterns with special symbols (\forall , \neg , \wedge , \vee). However, the cases of existential quantification (\exists) and initial FOL formulas are not present in this dataset, which are complemented in the Test dataset of FOL2NS.

Module A: Preprocessing FOLIO



Module B: FOL2NW

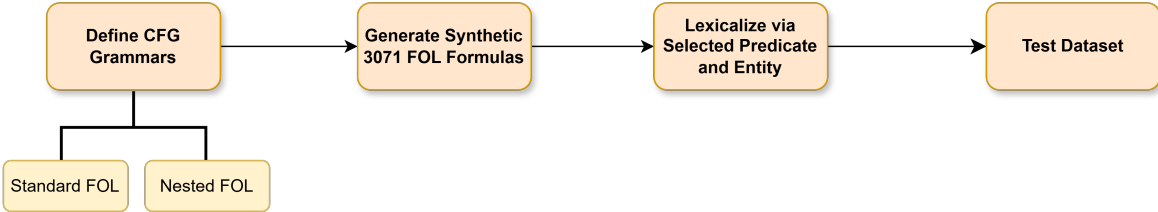


Figure 1: Overview of the proposed framework for dataset construction. Module A gets the Train and Validation datasets by cleaning the FOLIO dataset. Module B generates the Test dataset by CFG rules and FOL-to-Natural-Words mapping.

4.2 Module A: Preprocessing FOLIO

The data cleaning of FOLIO is conducted through several steps. We began with extracting the premise-related and conclusion-related components from each sample. The conjoined premises were split into individual clauses so that each natural sentence (NS) aligned clearly with a single logical form. Then, by reversing the mapping order in FOLIO, we collected all resulting pairs of FOL and NS from the original datasets. After removing duplicate pairs, this process yielded 3,625 formula-statement pairs and was finally partitioned into an 80%-20% Training-Validation split for subsequent fine-tuning. The related statistical information is shown in Figure 2 and Table 2. The token frequency distributions for inputs (FOL) share an analogous shape as those for outputs (NS). In all cases, the smaller Kullback-Leibler divergence $D_{KL}(validation||train)$ ensures that the model can see both high-frequency tokens and tail-end vocabulary across splits for higher-quality generation.

4.3 Module B: FOL2NW

Constructing the test data involves creating a synthetic set of FOL expressions and converting them into the lexicalised logical form. To increase structural complexity, the generation strategy contains two context-free grammars (CFGs) over the logical connectives and atomic predicates. The de-

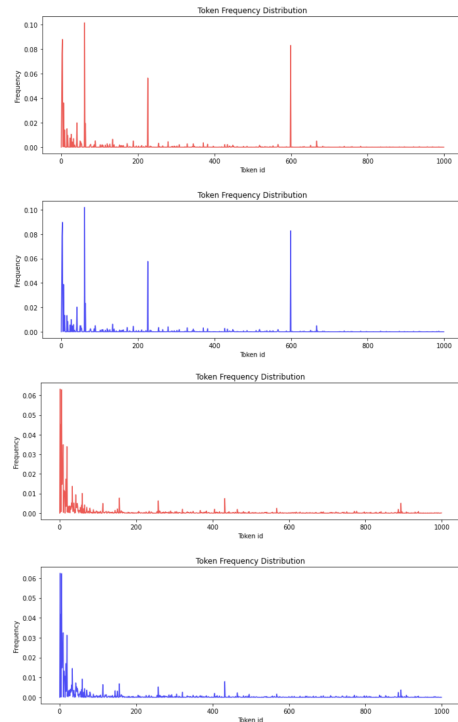


Figure 2: The token frequency distribution of FOL as inputs (above two) and NS as outputs (bottom two), for the preprocessed dataset of Module A in Training (red) and Validation (blue) splits.

Train (P) vs. Validation (Q)	KL Divergence	
	PQ	QP
Input	0.5094	0.2186
Output	1.1563	0.4896

Table 2: KL divergence of Train versus Validation sets in Module A.

Symbol	Lexical Item
Original Formula	$\forall b(\neg B(b, c))$
Sampling Predicate and Related Entity	<i>LivesIn</i> (["Person", "Location"])
Sampling Term in the Target Entity	"Person": <i>chef</i> , "Location": <i>zone</i>
Final Output	$\forall \text{chef}(\neg \text{LivesIn}(\text{chef}, \text{zone}))$

Table 3: A simplified example of FOL2NW workflow.

sign idea is based on the definition of FOL (§ 3.1) and QD (§ 3.2). For “Standard CFG”, it started from atomic formulas and repeatedly combined logical operators from left to right, resulting in flat, two-way branches. By adjusting the maximum depth, it was generated with increasing length but without nested predicate arguments. In addition to the above, “Nested CFG” permitted predicate symbols to take other formulas as arguments. Again, a global depth parameter limits term-argument nesting, which allows the control of quantifier depth and formula complexity at the same time. To align with the logic formatting used in FOLIO, we constrained the whole depth in the range of 4-10. We obtained 3,071 unique FOL formulas by uniformly sampling from both grammars. The related examples are shown in Appendix Figure 4.

The next step is to fill each abstract formula with lexical items and convert them into concrete, readable formats. First, we defined two vocabularies: a set of 50 predicate names, including both unary predicates (e.g., “*IsHappy*”) and binary predicates (e.g., “*Like*”), and a set of entities under seven classes (“*Person*”, “*Organization*”, “*Location*”, “*Field*”, “*Object*”, “*Animal*”, and “*Drink*”). Second, the lexicalised procedure was performed for every CFG-based formula. We uniformly sampled from the 50 predicates, and according to their arities, selected the random individual term in the related entity class. Third, each variable in the template was substituted by the corresponding sampled predicate or entity, except first variables did not change to keep the subject-predicate agreement in the statement. A simplified step-by-step example is displayed in Table 3. By repeating the whole operation for all 3,071 samples, it pro-

duces a diverse test set of fully lexicalised FOL logical format. The related examples are shown in Appendix Figure 6.

5 Experimental Setups

This section includes additional task-relevant symbols to the vocabulary of pretrained T5, the details of fine-tuning setup and metrics for evaluating model performance with character-level Levenshtein Distance and adjusted BLUE score.

5.1 Model

We selected vanilla pretrained T5 (Raffel et al., 2023) to fine-tune on the prepared dataset in Module A and tested it on the generated logical formats in Module B. Due to its text-to-text paradigm, the model allows us to take FOL as the source language and English as the target language without any additional architectural change. During inference, the flexible decoding strategies, such as beam search and repetition penalty, provide my work with various methods for high-quality generation.

Although T5 has been pre-trained on massive amounts of data, its original vocabulary does not contain tokens of logical operators and quantifiers. We tried to directly add all these special symbols in the tokenising stage, but the model failed to recognise them and still needs enough training on this task. Therefore, we decided to replace these symbols with the corresponding lexical items referring to Table 4.

5.2 Fine-tuning Details

We consider different optimisation-related hyperparameters, including learning rates at 1e-4 and 1e-5, and training epochs of 20, 25 and 30.

Symbol	Lexical Item
\neg	No
\forall	For All
\exists	There Exists
\oplus	XOR
\rightarrow	implies
\wedge	and
\vee	or

Table 4: The mapping relationship between symbols and lexical items.

To ensure high-quality generation without excessive repetition or unnecessary parts, we also applied four decoding strategies: “Standard”, “Adjusted”, “Prefixed” and “Adjusted with Length”. Each strategy represented a further optimisation built upon the previous one. For “Standard”, we removed every padding token’s label by -100 to avoid appearing “ $\langle pad \rangle$ ” in outputs. For “Adjusted”, we changed the arguments in “*model.generate*” with “*early_stopping*”, “*num_beams*” as 5, “*repetition_penalty*” as 1, and “*no_repeat_ngram_size*” as 2. For “Prefixed”, we added a prefix “Translate FOL formula to English:” to clarify the objective of the model. For “Adjusted with Length”, we set “max length” from the default value of 20 to 64, which prevented the model from being prematurely truncated. Given training efficiency and cost, we tried T5-base with a batch size of 32 in initial experiments and compared different configurations. However, we finally decided to go ahead with T5-large with a batch size of 8 to gain better performance.

5.3 Performance Metrics

We used Levenshtein Distance and BLEU score for overall evaluation in the Validation stage. Shorter distance indicates closer alignment to the reference, while BLEU scores range from 0 to 1, with values closer to 1 representing higher generation quality. The related notations are defined as follows: for each valid example i , the model’s generated sentence is viewed as candidate \hat{y}_i , and its reference label is y_i . The number of all non-empty pairs is denoted as N .

Levenshtein Distance. Levenshtein (1966) defined it as a string metric for measuring the difference between two sequences. Building on the standard definition, we apply a character-level edit distance metric, and denote $D(\hat{y}_i, y_i)$ as

the minimum edit number to convert \hat{y}_i into y_i . Beyond raw edit counts, the distance score is normalised by the maximum token length of the pair (\hat{y}_i, y_i) . The Levenshtein distance d_i and related score s_i are calculated as follows:

$$d_i = D(\hat{y}_i, y_i) \quad (1)$$

$$s_i = \frac{D(\hat{y}_i, y_i)}{\max(|\hat{y}_i|, |y_i|)} \quad (2)$$

The average distance \bar{D} and average normalized score \bar{S} are reported as follows:

$$\bar{D} = \frac{1}{N} \sum_{i=1}^N d_i = \frac{1}{N} \sum_{i=1}^N D(\hat{y}_i, y_i) \quad (3)$$

$$\bar{S} = \frac{1}{N} \sum_{i=1}^N s_i = \frac{1}{N} \sum_{i=1}^N \frac{D(\hat{y}_i, y_i)}{\max(|\hat{y}_i|, |y_i|)} \quad (4)$$

BLEU Score. We adopt the original BLEU formulation of Papineni et al. (2002), but introduce a few adjustments to make it more robust in practice. The outer summation over multiple references reduces to a single sentence, as my case has only one gold label y_i per candidate \hat{y}_i . To keep numerical stability, we also add an epsilon ϵ of 10^{-3} to the denominator in clipped-count normalisation and brevity penalty. The related formulas are calculated as follows:

$$p_n = \frac{\sum_{n\text{-gram} \in \text{cand}} \text{Count}_{\text{clip}}(n\text{-gram})}{\sum_{n\text{-gram}' \in \text{cand}} \text{Count}(n\text{-gram}') + \epsilon} \quad (5)$$

$$\text{BLEU}_i = \text{BP}_i \exp\left(\frac{1}{N} \sum_{n=1}^N \ln p_{n,i}\right) \quad (6)$$

$$\text{BP} = \begin{cases} 1, & c > r, \\ \exp\left(1 - \frac{r}{c+\epsilon}\right), & c \leq r, \end{cases} \quad \epsilon = 10^{-3} \quad (7)$$

The average BLEU score $\overline{\text{BLEU}}$ is reported as follows:

$$\overline{\text{BLEU}} = \frac{1}{N} \sum_{i=1}^N \text{BLEU}_i \quad (8)$$

Metric	Training Strategy			
	Standard	Adjusted	Prefixed	Adjusted with Length
Avg Edit Distance	31.99	27.83	26.98	22.97
Avg Distance Score	2.42	2.13	1.94	1.71
AVG BLEU	0.44	0.47	0.52	0.59

Table 5: Performance metrics with a learning rate of $1e - 4$ using different training strategies.

Metric	Learning Rate	
	$1e-4$	$1e-5$
Avg Edit Distance	27.83	44.78
Avg Distance Score	2.13	3.93
AVG BLEU	0.47	0.092

Table 6: Performance metrics across different learning rates using the Standard training strategy.

Metric	Training Epoch		
	20	25	30
Avg Edit Distance	33.46	28.69	27.83
Avg Distance Score	2.64	2.21	2.13
AVG BLEU	0.36	0.45	0.47

Table 7: Performance metrics across different training epochs with a learning rate of $1e - 4$ using the Adjusted training strategy.

6 Result

We analyse the influential factors of the model’s outputs, including prompt styles and different hyperparameters, as well as the generation errors and potential reasons.

6.1 Hyperparameter Sensitivity Analysis

The experimental results reveal several important trends in how the model responds to different training strategies and hyperparameters. First, Table 5 demonstrates that each adjustment to decoding parameters or prompt prefixing contributes progressively to narrowing the gap between generated sentences and reference labels. The single largest drop in edit distance of -4.16 comes from the Standard-to-Adjusted step. This phenomenon is consistent with the modified decoding settings in "*model.generate*", especially the increased beam width that allows the model to explore more possible high-quality continuations and improve the chance of selecting closer answers with reference sentences. Other parameters also prevent the outputs from redundant or looping phrases and repet-

itive bigram tokens. Additionally, the Adjusted-with-Length one yields the best performance across all metrics. The greatest improvement of BLEU ($+0.07$) also occurs in this step when changing from the Prefixed solution. Building on the strengths of all previous strategies, it further addresses the issue of sequence-length mismatches. Taken together, these parameter adjustments lead to more concise, fluent generation and significantly enhance the model’s ability to parse logical forms and convert them into natural language.

Moreover, Table 6 shows that the model with a learning rate of $1e - 4$ significantly outperforms the case of $1e - 5$ for all metrics. In Table 7, we observe a steady gain when extending from 20 epochs to 25, and the performance peaks at 30 epochs with only marginal progress. Overall, these findings suggest that an "Adjusted with Length" strategy with $1e - 4$ as the learning rate provides the best output, while the number of epochs only has a slight effect on final results. Under this configuration on T5-large with 20 epochs, it achieved optimal performance across all average metrics with an edit distance of 20.17, a normalised score of 1.46 and a BLEU of 0.67.

6.2 Error Analysis

We manually examine the first five candidate-reference pairs in the Validation set. According to Appendix Figure 7, the model performs perfectly on simple FOL formulas with only one predicate in examples 1, 4 and 5. However, when the logical templates become more complex, especially with multiple quantifiers or nested clauses, it struggle with two main errors. First, the model omits the intended contrastive relationship. In example 2, it does not map the exclusive logic to the corresponding connective "*but*". Second, it tends to simplify noun phrases by dropping multi-word modifiers. The "*harmful things*" are reduced to "*harm*" in example 3. Moreover, example 3 shows the difference in letter cases, where the model replaces "*Acts*" with "*acts*". Whether this should be re-

garded as an error is controversial, as “acts” is the correct lowercase form unless “Acts” represents a special term. Together, the model correctly captures the main logical relationships from the original formulas but fails to translate more precise semantic meaning.

Additionally, Appendix Figure 8 shows that nearly all sentences generated by the model are grammatically correct English and read smoothly. It indicates that the model has the generalization ability to handle simple quantifiers and logical connectives and correctly map them in the out-of-domain dataset. However, when it comes to more complex patterns with multiple indicators, many outputs collapse the nested forms into simplified statements, missing the original logical scope. Less than 50% of examples fully preserve logical structures. Also, some outputs appear to have strange semantic meanings. The cases involving the XOR operator (\oplus) are frequently misunderstood as the meaning of “or”. Consequently, the initial exclusive operator is reduced to parallel clauses, losing the critical distinction between exclusive and inclusive disjunctions. For this inconsistent processing, a more precise definition may be needed to make the model understand when to substitute the original symbol for English phrases.

7 Discussion

The T5 model on logic-to-text tasks achieves strong performance on in-domain distribution and can convert the synthetic logical forms into fluent natural sentences. Despite these strengths, there remain several limitations.

First, my observation reveals that as quantifier depth gradually increases, sentences generated by the model become unnatural and affect the final translation quality. As a famous idea coming from Chomsky, human language allows for infinite recursion, but people can not produce or understand unlimited recursion due to memory constraints. Similarly, language models should be able to process nesting data up to their maximum layer depth, but struggle with converting extreme nested logical forms in practice.

Second, the semantic coherence of outputs heavily depends on the coverage and alignment of the predicate and entity vocabularies in Module B’s test-set construction. Further research can consider prompt engineering in LLMs to select optimal predicate–entity pairs, thereby producing natural

sentences with semantic richness and more real-world knowledge. This limitation also raises the ethical concerns of FOL2NS to some extent. If certain predicates or entities only appear in specific contexts, the model may learn to generate biased descriptions. Future work should involve a double-check of all representations within the framework. Third, this study lacks true labels for the synthetic test set. It would be a wise choice to quantify the model’s outputs by human evaluation or additional reference annotations. It can also replace validation loss with the BLEU score as an early stopping checkpoint to provide better task-oriented performance in the future.

8 Conclusion

For logical-to-text translation, FOL2NS ensures both formally correct and semantically diverse outputs in general. The model in the final stage achieves low edit distance and high BLEU scores on in-domain datasets, and maintains fluency when generating texts from synthetic logical forms, though it shows limitations in fine-grained semantics and extreme nesting. Future work will focus on prompt engineering to dynamically select predicate-variable pairs, better training and audit strategies, and human-annotated evaluation.

References

- Zhiyu Chen, Wenhu Chen, Hanwen Zha, Xiyu Zhou, Yunkai Zhang, Sairam Sundaresan, and William Yang Wang. 2020. [Logic2Text: High-fidelity natural language generation from logical forms](#). In *Findings of the Association for Computational Linguistics: EMNLP 2020*, pages 2096–2111. Association for Computational Linguistics.
- Simeng Han, Hailey Schoelkopf, Yilun Zhao, Zhen-ting Qi, Martin Riddell, Wenfei Zhou, James Coady, David Peng, Yujie Qiao, Luke Benson, Lucy Sun, Alexander Wardle-Solano, Hannah Szabó, Ekaterina Zubova, Matthew Burtell, Jonathan Fan, Yixin Liu, Brian Wong, Malcolm Sailor, and 16 others. 2024. [FOLIO: Natural language reasoning with first-order logic](#). In *Proceedings of the 2024 Conference on Empirical Methods in Natural Language Processing*, pages 22017–22031. Association for Computational Linguistics.
- Abhinav Lalwani, Tasha Kim, Lovish Chopra, Christopher Hahn, Zhijing Jin, and Mrinmaya Sachan. 2025. [Autoformalizing natural language to first-order logic: A case study in logical fallacy detection](#). *arXiv preprint arXiv:2405.02318*.

- Vladimir I. Levenshtein. 1966. [Binary codes capable of correcting deletions, insertions, and reversals](#). *Soviet Physics. Doklady*, 10(8):707–710.
- Kishore Papineni, Salim Roukos, Todd Ward, and Wei-Jing Zhu. 2002. [Bleu: a method for automatic evaluation of machine translation](#). In *Proceedings of the 40th Annual Meeting of the Association for Computational Linguistics*, pages 311–318. Association for Computational Linguistics.
- Colin Raffel, Noam Shazeer, Adam Roberts, Katherine Lee, Sharan Narang, Michael Matena, Yanqi Zhou, Wei Li, and Peter J. Liu. 2023. [Exploring the limits of transfer learning with a unified text-to-text transformer](#). *arXiv preprint arXiv:1910.10683*.
- Jidong Tian, Yitian Li, Wenqing Chen, Liqiang Xiao, Hao He, and Yaohui Jin. 2021. [Diagnosing the first-order logical reasoning ability through LogicNLI](#). In *Proceedings of the 2021 Conference on Empirical Methods in Natural Language Processing*, pages 3738–3747. Association for Computational Linguistics.

A Related Figures

Figure 3 shows examples of FOLIO, and Figure 4, Figure 5 and Figure 6 present examples from the full generation stages of FOL2NS datasets, including original FOL formulas, FOL-to-FOL2NW mapping and FOL2NW-to-FOL2NS translation by the T5 model. Figure 7 and Figure 8 are related to the generated outputs of T5 on the Validation set and Test set.

story_id	premises	premises-FOL	conclusion	conclusion-FOL	label	example_id
0 406	All people who regularly drink coffee are dependent on caffeine. People regularly drink coffee, or they don't want to be addicted to caffeine, or both. No one who doesn't want to be addicted to caffeine is unaware that caffeine is a drug. Rina is either a student who is unaware that caffeine is a drug, or she is not a student and is she aware that caffeine is a drug. Rina is either a student who is dependent on caffeine, or she is not a student and not dependent on caffeine.	$\forall x (\text{DrinkRegularly}(x, \text{coffee}) \rightarrow \text{IsDependentOn}(x, \text{caffeine})) \wedge \forall x (\text{DrinkRegularly}(x, \text{coffee}) \vee (\neg \text{WantToBeAddictedTo}(x, \text{caffeine})) \wedge \neg \text{WantToBeAddictedTo}(x, \text{caffeine})) \rightarrow \neg \text{AwareThatDrug}(x, \text{caffeine})) \wedge (\text{Student}(\text{rina}) \oplus \neg \text{AwareThatDrug}(\text{rina}, \text{caffeine})) \wedge \neg (\text{IsDependentOn}(\text{rina}, \text{caffeine}) \oplus \text{Student}(\text{rina}))$	Rina doesn't want to be addicted to caffeine or is unaware that caffeine is a drug.	$\neg \text{WantToBeAddictedTo}(\text{rina}, \text{caffeine}) \vee (\neg \text{AwareThatDrug}(\text{rina}, \text{caffeine}))$	True	1126

Figure 3: An example of FOLIO.

	Inputs
0	$\forall a (A(a) \wedge \forall b B(b) \oplus \exists c C(c, d))$
1	$\forall a (\neg A(a) \oplus \neg B(a, b) \vee \neg C(a, c))$
2	$\forall a (A(a) \rightarrow \forall b (\neg B(b, c) \vee \neg C(b)))$
3	$\forall a A(a) \rightarrow \forall b \neg B(b) \wedge \forall c \neg C(c)$
4	$\forall a (A(a) \wedge \exists b (\neg B(b) \vee \exists c C(c, d)))$
5	$\forall a A(a) \rightarrow \exists b B(b) \wedge \forall c C(c)$
6	$\forall a (\neg A(a, b) \rightarrow B(a))$
7	$\forall a \neg A(a) \rightarrow \exists b B(b) \vee \exists c \neg C(c, d)$
8	$\forall a A(a, d) \wedge \exists b \neg B(b) \vee \exists c \neg C(c, e)$
9	$\forall a (\neg A(a) \rightarrow B(a) \oplus \neg C(a, b))$

Figure 4: The first 10 examples of defined FOL formulas in Module B.

	FOL	FOL2NW
0	$\forall a (A(a) \wedge \forall b B(b) \oplus \exists c C(c, d))$	$\forall a (\text{IsCold}(a) \wedge \forall \text{scientist Visits}(\text{scientist}) \oplus \exists \text{citizen SpecializesIn}(\text{citizen}, \text{philosophy}))$
1	$\forall a (\neg A(a) \oplus \neg B(a, b) \vee \neg C(a, c))$	$\forall a (\neg \text{Visits}(a) \oplus \neg \text{Admires}(a, \text{customer}) \vee \neg \text{Sponsors}(a, \text{club}))$
2	$\forall a (A(a) \rightarrow \forall b (\neg B(b, c) \vee \neg C(b)))$	$\forall a (\text{Regulates}(a) \rightarrow \forall \text{institute } (\neg \text{IsSpacious}(\text{institute}, c) \vee \neg \text{Regulates}(\text{institute})))$
3	$\forall a A(a) \rightarrow \forall b \neg B(b) \wedge \forall c \neg C(c)$	$\forall a \text{Inspires}(a) \rightarrow \forall \text{citizen } \neg \text{IsGenerous}(\text{citizen}) \wedge \forall \text{bureau } \neg \text{Sells}(\text{bureau})$
4	$\forall a (A(a) \wedge \exists b (\neg B(b) \vee \exists c C(c, d)))$	$\forall a (\text{Fights}(a) \wedge \exists \text{trading company } (\neg \text{InvestsIn}(\text{trading company}) \vee \exists \text{specialist Adopts}(\text{specialist}, \text{bear})))$
5	$\forall a A(a) \rightarrow \exists b B(b) \wedge \forall c C(c)$	$\forall a \text{Develops}(a) \rightarrow \exists \text{province } \text{IsSpacious}(\text{province}) \wedge \forall \text{singer } \text{IsBusy}(\text{singer})$
6	$\forall a (\neg A(a, b) \rightarrow B(a))$	$\forall a (\neg \text{Pets}(a, \text{donkey}) \rightarrow \text{Produces}(a))$
7	$\forall a \neg A(a) \rightarrow \exists b B(b) \vee \exists c \neg C(c, d)$	$\forall a \neg \text{IsExcited}(a) \rightarrow \exists \text{executive } \text{Influences}(\text{executive}) \vee \exists \text{park } \neg \text{IsCrowded}(\text{park}, d)$
8	$\forall a A(a, d) \wedge \exists b \neg B(b) \vee \exists c \neg C(c, e)$	$\forall a \text{IsSick}(a, d) \wedge \exists \text{trader } \neg \text{Influences}(\text{trader}) \vee \exists \text{division } \neg \text{Awards}(\text{division}, \text{journalist})$
9	$\forall a (\neg A(a) \rightarrow B(a) \oplus \neg C(a, b))$	$\forall a (\neg \text{IsHot}(a) \rightarrow \text{Trusts}(a) \oplus \neg \text{OperatesIn}(a, \text{park}))$

Figure 5: Examples of the preprocessed FOL format with selected predicate-variable pairs (FOL2NW).

	FOL2NW	T5_FOL2NS
0	$\forall a (\text{Mentors}(a) \wedge \forall \text{district } \text{IsSpacious}(\text{district}) \oplus \exists \text{president } \text{Mentors}(\text{president}, \text{specialist}))$	Mentors are individuals whose district is spacious or who are the president mentors of a specialist district.
1	$\forall a (\neg \text{Studies}(a) \oplus \neg \text{Develops}(a, \text{bicycle}) \vee \neg \text{IsBasedIn}(a, \text{country}))$	If someone studies bicycles or develops bikes, then they are based in a country.
2	$\forall a (\text{HasOfficeIn}(a) \rightarrow \forall \text{chef } (\neg \text{LivesIn}(\text{chef}, \text{zone}) \vee \neg \text{IsThoughtful}(\text{chef})))$	A chef has an office there, lives in a zone, and is thoughtful.
3	$\forall a \text{ Follows}(a) \rightarrow \forall \text{architect } \neg \text{IsThoughtful}(\text{architect}) \wedge \forall \text{lawyer } \neg \text{Drives}(\text{lawyer})$	If an architect is thoughtful, then a lawyer drives the lawyer.
4	$\forall a (\text{TravelsTo}(a) \wedge \exists \text{man } (\neg \text{IsBusy}(\text{man}) \vee \exists \text{teacher } \text{Uses}(\text{teacher}, \text{car})))$	If a person travels to somewhere, and the person is busy, then the teacher uses the car.
5	$\forall a \text{ Endorses}(a) \rightarrow \exists \text{region } \text{IsRural}(\text{region}) \wedge \forall \text{laboratory } \text{Endorses}(\text{laboratory})$	Region is rural or the laboratory endorses the region.
6	$\forall a (\neg \text{Roams}(a, \text{park}) \rightarrow \text{Roams}(a))$	Roams are steps in the park.
7	$\forall a \neg \text{IsStudent}(a) \rightarrow \exists \text{salesperson } \text{IsInnovative}(\text{salesperson}) \vee \exists \text{researcher } \neg \text{IsAngry}(\text{researcher}, d)$	A student is innovative and a salesperson is inventive and angry, or both.
8	$\forall a \text{ HasOfficeIn}(a, \text{state}) \wedge \exists \text{doctor } \neg \text{IsDoctor}(\text{doctor}) \vee \exists \text{area } \neg \text{IsUrban}(\text{area}, e)$	If a doctor has an office in the state, then the doctor is in an area that is urban or rural.

Figure 6: Examples of T5-generated translations (T5_FOL2NS) from the FOL2NW stage.

The first five samples:

Input: No Musician(dan)

Output: Dan is not a musician.

Target: Dan is not a musician.

Distance: 0

BLEU: 0.9999545475205672

Input: For All x For All y (Student(x) and GetGradeIn(x, a, englishClass) implies EnglishClassScore(x, y) and GreaterThan90(y) and LowerThan95(y))

Output: If a student gets an A in English class, then his score is greater than 90 and lower than 95.

Target: If a student gets an A in English class, then his score is greater than 90 but lower than 95.

Distance: 3

BLEU: 0.9677315297684971

Input: There Exists x There Exists y(Act(x) and PreventsHarm(x) and (No (x=y)) and Act(y) and PreventsHarm(y))

Output: Some acts prevent harm.

Target: Some Acts prevent harmful things.

Distance: 11

BLEU: 0.6192690367626723

Input: OperatedUntil(yMCA, campDavern, year2015)

Output: Camp Davern was operated by the YMCA until the year 2015.

Target: Camp Davern was operated by the YMCA until the year 2015.

Distance: 0

BLEU: 0.9999824564481326

Input: Bioegradable(worksheet)

Output: A worksheet is biodegradable.

Target: A worksheet is biodegradable.

Distance: 0

BLEU: 0.9999655184303989

Figure 7: Part of the model results of inputs (logical form), outputs (candidate) and targets (reference) in the Validation set.

FOL2NW: For All a (Mentors(a) and For All district IsSpacious(district) XOR There Exists president Mentors(president, specialist))

--> Districts are either spacious or have a president mentor a specialist.

FOL2NW: For All a (No Studies(a) XOR No Develops(a, bicycle) or No IsBasedIn(a, country))

--> A person either studies or does not develop a bicycle, or they are not based in a country.

FOL2NW: For All a (HasOfficeIn(a) implies For All chef (No LivesIn(chef, zone) or No IsThoughtful(chef)))

--> If the chef has an office in a building, then the chef neither lives in the zone nor is thoughtful.

FOL2NW: For All a Follows(a) implies For All architect No IsThoughtful(architect) and For All lawyer No Drives(lawyer)

--> If a person follows a lead, then no architect is thoughtful and no lawyer drives.

FOL2NW: For All a (TravelsTo(a) and There Exists man (No IsBusy(man) or There Exists teacher Uses (teacher, car)))

--> No man travels to another city if he is not busy or a teacher uses a car.

FOL2NW: For All a Endorses(a) implies There Exists region IsRural(region) and For All laboratory Endorses(laboratory)

--> If a person endorses a product, then the region is rural and the laboratory is also rural.

FOL2NW: For All a (No Roams(a, park) implies Roams(a))

--> If a person does not roam a park, then they roam.

FOL2NW: For All a No IsStudent(a) implies There Exists salesperson IsInnovative(salesperson) or There Exists researcher No IsAngry(researcher, d)

--> If A is not a student, then the salesperson is innovative or the researcher is not angry.

FOL2NW: For All a HasOfficeIn(a, state) and There Exists doctor No IsDoctor(doctor) or There Exists area No IsUrban(area, e)

--> A doctor has an office in the state, or the area is not urban.

FOL2NW: For All a (No IsInnovative(a) implies Endorses(a) XOR No IsSad(a, b))

--> Nobody who is not innovative endorses or is sad.

Figure 8: Part of the model results of inputs (logical form) and outputs (candidate) in the Test set.