

Faculty Orientations Shape Adoption of AI in Research and Teaching

T. J. Atherton,* I. Descamps, and M. Webel

Department of Physics & Astronomy, Tufts University, 574 Boston Ave., Medford, MA 02155

T. R. Holmes

*Department of Physics & Astronomy, University of Tennessee,
Knoxville, 1408 Circle Dr, Knoxville, TN 37996 USA*

C. L. Vizcarra

Department of Chemistry, Barnard College, 3009 Broadway, New York, NY 10027 USA

N. Sui

Molecular and Structural Biochemistry, College of Agriculture and Life Sciences, NC State University, Raleigh, NC 27695 USA

J. J. Foley IV

Department of Chemistry, University of North Carolina Charlotte, Charlotte, North Carolina 28223, USA

Despite the widespread availability of large language models (LLMs) in higher education, instructors vary substantially in their adoption and use of these tools, and the reasons for this variation remain poorly understood. A mixed-methods survey of 90 STEM faculty in the Research Corporation for Science Advancement (RCSA) Cottrell community examined relationships between AI use, attitudes, institutional context, and instructional practice. Exploratory factor analysis identified a coherent construct, *AI pedagogical orientation*, that strongly predicted self-reported AI use across research, teaching, and other professional activities. Qualitative analysis indicated that this construct reflected differing views about the role AI should play in disciplinary thinking, learning, and expertise development, rather than simply positive or negative attitudes toward AI. Institutional initiatives, demographic variables, and information sources showed comparatively weak associations with AI use. The results suggest that existing technology-adoption models may not fully explain adoption in contexts where technologies interact directly with disciplinary reasoning and knowledge production.

I. INTRODUCTION

The emergence of Large Language Models (LLMs) as a consumer-facing AI product in 2022 has posed remarkable possibilities and challenges for higher education. Providing a simulacrum of naturalistic dialog, such models offer numerous use-cases including real-time interactive search, topic exploration and explanation, and summarization. Agentic models, which are able to execute tasks on behalf of the user, interact with each other, and store information between sessions, can facilitate delegation of complete tasks by users. Nonetheless, accuracy of information provided by LLMs remains challenging, and concerns around security, accuracy, and appropriate use remain.

While dialogic LLMs are widely available, and are being used by students and faculty alike, we presently lack understanding of how LLM use shapes learning or disciplinary development. Nonetheless, an initial landscape of educational applications and associated education research is already emerging. Physics and Chemistry Education Researchers have begun to investigate the capabilities of models on traditional problem sets, as automated

graders, virtual TAs or assistants that offer immediate, personalized feedback. There is also considerable interest in applying LLMs to education research itself, potentially to scale qualitative methods to larger data sets. An editorial accompanying the recent Physical Review PER-focused collection on AI [1] calls for an integrated program to examine “*how these tools reshape what we measure, how students engage, how teachers work, and what counts as understanding*”; an editorial in J. Chem. Educ. proposed a conceptual framework, CATALyST (Context, Applications, Technology, Attitudes, Learning, Skills, Tasks), oriented around similar goals [2]. It nonetheless remains an open question whether adoption of LLMs will parallel adoption of other technologies into scientific research and teaching, or whether distinctive pathways will emerge.

In this study, we examine how a group of pedagogically motivated STEM faculty are using LLMs in their work. Within the emerging literature on LLMs in education, a relatively small body of work has focused specifically on instructors. Survey-based studies [3] have examined patterns of adoption, identifying factors such as motivation, perceived usefulness, and technical barriers as predictors of use. Complementary qualitative work has begun to explore how instructors make sense of generative AI [4], showing that instructors often hold multiple, overlapping interpretations of AI: as a useful tool, a source of knowl-

* Corresponding author: timothy.atherton@tufts.edu

edge, and a potential threat to learning. Work beyond physics and chemistry has examined instructors’ awareness of and attitudes toward generative AI, finding generally positive sentiment but only weak relationships with variables such as teaching style [5]. Additional qualitative studies [6] document both active adoption and cautious use, alongside concerns about student learning and assessment validity, and the need for institutional support and pedagogical adaptation.

Across these studies, instructors consistently recognize both the possible uses and limitations of AI [7]. While these prior works document both variation in adoption and the coexistence of multiple interpretations, they do not fully explain why instructors respond differently to similar affordances and concerns. Some instructors who adopt AI appear aware of its limitations, while those who do not adopt it may still recognize its potential utility. This suggests that variation in use cannot be explained solely by access, information, or perceived usefulness, as emphasized in existing models of technology adoption.

To understand possible mechanisms more clearly, here we determine how a selected group of pedagogically motivated faculty, awardees of the Research Corporation for Science Advancement (RCSA) Cottrell scholarship, are using LLMs in their work. In the language of prior models of technology adoption, this group represents a targeted population likely to be actively experimenting with AI in research and teaching, and variation within this group offers insight into how other STEM faculty may respond as these technologies become more widely adopted.

To better understand these dynamics, we examine how this population uses AI tools in research, teaching, and other aspects of their professional work. Using a mixed-methods survey of RCSA Cottrell awardees, we identify an emergent construct, *AI pedagogical orientation*, that helps explain variation in AI use and reflects differing views about the role AI should play in teaching, learning, and disciplinary practice. While the survey instrument was designed to capture AI use broadly, LLMs emerged as the most widely reported class of tools across the cohort. Accordingly, unless explicitly stated otherwise, references to AI use in this work primarily concern LLM-based systems.

The remainder of the paper situates this study within prior work on AI and computation in STEM education and existing theories of technology adoption (Sec. II), describes the survey methodology (Sec. III), and presents the quantitative, qualitative, and mixed-methods analyses underlying the construct of AI pedagogical orientation (Sec. IV). We then discuss implications for instruction and faculty support, limitations of the present study, and directions for future work (Sec. V) before concluding with broader implications for AI adoption in STEM education (Sec. VI).

II. BACKGROUND

Recent work in Physics and Chemistry Education Research, as well as STEM education more broadly, has begun to examine the implications of large language models for instruction. Studies have evaluated model performance on traditional physics problems [8] and conceptual tasks [9], laboratory reports [10], chemistry problems involving multi-modal (graphical and structural) inputs [11], as well as students’ responses to AI-generated solutions and instructional materials [12–14]. Other work has explored the use of AI as part of instructional environments, including supporting students in laboratory settings [15] and acting as collaborative partners in learning activities [16], in lesson planning [17], in creating, refining, and evaluating student learning assessments [18, 19], and even for facilitating collaboration [20]. Across these contexts, AI systems demonstrate both productive capabilities and important limitations, with studies consistently highlighting the continued importance of human support, such as instructor oversight, in shaping how these tools are interpreted and used in instructional contexts. More broadly, studies beyond physics and chemistry education have found that the impact of LLMs on productivity and performance is highly variable, with gains depending strongly on task type and user expertise [21, 22]. Indeed, LLMs can potentially both deepen and inhibit student engagement [23].

Given that our understanding of AI in science education is at an early stage, it is instructive to compare these efforts with the much longer history of integrating computation into physics education, reviewed in Ref. [24] with some emergent efforts described in Ref. [25]. Despite computation being viewed as important for students’ career preparation [26, 27], and even central to physics knowledge production [28], large-scale survey data show that its integration has been uneven and challenging [29]. Crucial to accelerated progress in the last decade has been increased attention to faculty perspectives [30], identification of recommended practices [31], and the development of supportive learning communities such as the Partnership for Integration of Computation into Undergraduate Physics (PICUP) in response [32]. Similar efforts to create communities in support of computation in chemistry education have also been formed with practices shared in the literature, see for example [33–36].

At the same time, computation has been understood not simply as a tool, but as a transformation of disciplinary practice. Work in Physics Education Research has framed computation as a means of conducting inquiry [28, 37]. Computation has also been framed as a form of disciplinary literacy [38], emphasizing its role in shaping how students engage in physics thinking. While computation adds transformative possibility to learning environments [39, 40], it also adds significant complexity in both instruction and curriculum design. The incorporation of AI may similarly reshape disciplinary practices

while introducing comparable complexities, and early work has begun to explore how AI influences such practices [41]. These perspectives highlight the importance of considering how AI may reshape knowledge production in science and suggest that instructors' interpretations of this role may be central to how such tools are taken up in practice. Recent physics papers actively using AI for creation of new physics theories [42] and materials [43] illustrate that this transition is already happening in research contexts.

Because there is not yet an established framework describing how instructors integrate AI into disciplinary teaching practice, theories of technology adoption provide a conceptual roadmap for identifying possible drivers of adoption. At the same time, if AI reshapes disciplinary practice, adoption may involve more than decisions about its utility alone. We therefore use technology-adoption theories both as interpretive frameworks and as points of comparison for understanding faculty engagement with AI. In designing and interpreting our study, we draw upon two contrasting theories of technology adoption: Rogers' Diffusion of Innovations (DoI) [44] and the Unified Theory of Acceptance and Use of Technology (UTAUT) [45]. Both frameworks identify factors that are expected to influence adoption, and inform the design of survey items and the interpretation of results in this study.

The DoI theory conceptualizes adoption as a process involving the innovation itself, communication channels, time, and a social system. In higher education contexts, these social-system dynamics could include disciplinary norms, departmental culture, peer communication networks, institutional incentives, and access to technical or pedagogical support, all of which can shape faculty decisions about whether and how to adopt emerging technologies. Factors that influence the rate of adoption include the relative advantage of the technology, compatibility, complexity, trialability, and observability. Based on these factors, innovations are expected to diffuse through populations over time, from innovators and early adopters to an early majority, late majority, and those Rogers termed "laggards." While widely used, including to understand faculty adoption of PER-based pedagogy [46–48], this categorization has been critiqued [49] as unduly normative, as individuals may have well-founded reasons for not adopting a technology. Moreover, adoption may not proceed smoothly through these stages, but instead encounter barriers at multiple points.

In contrast, UTAUT focuses on individual-level determinants of technology use, emphasizing users' perceptions and intentions rather than broader patterns of diffusion. In this framework, adoption is predicted by the perceived benefit of the technology, ease of use, social influence, and facilitating conditions, with later extensions incorporating factors such as motivation and prior experience. UTAUT has been widely applied in educational contexts [50, 51], where perceived usefulness and ease of use are often found to be strong predictors of in-

attention to adopt. However, like DoI, UTAUT primarily treats adoption as a function of external conditions and user perceptions [52], and does not explicitly account for how individuals interpret the role of a technology within disciplinary practice.

Comparing these perspectives, existing models of technology adoption emphasize external conditions, user perceptions, and social context, while research on computation in physics education highlights the importance of how instructors conceptualize computers as part of disciplinary practice. Extending this perspective to AI integration suggests that instructors must not only decide *whether* to adopt a tool, but also *how* to use it in teaching and research contexts. Such decisions require instructors to conceptualize the epistemic value of the tool—that is, how it may support disciplinary thinking and what role it may play in knowledge production. How these broader adoption dynamics interact with instructors' epistemic interpretations of AI remains underexplored, particularly in explaining variation in faculty AI use.

III. METHODS

To investigate how instructors' interpretations of AI relate to their adoption and use of these tools, we conducted a mixed-methods survey of a targeted population of STEM faculty. The study population, the Cottrell community, consists of scientists who have received a competitive award from the Research Corporation for Science Advancement (RCSA). The Cottrell award is selectively given to junior faculty who apply in the third year of a tenure-track job; applications are judged on both quality of scientific research and an innovative education plan. Due to the dual selection criteria of education and research, the Cottrell community is a valuable population to study since it includes faculty likely to engage early and critically with emerging technologies for research and instruction. At the time the survey was conducted, the study population consisted of 572 individuals.

Design and distribution of the survey took place in Fall 2025. The survey was designed by a core team of five STEM faculty from the CottreLLM collaboration based on a sequence of structured discussions about generative AI usage and adoption in research and teaching. Based on these conversations, and also consultation with education researchers who already published on AI usage, the survey scope was focused on usage patterns across faculty activities and on factors that might plausibly relate to or explain usage. Due to the limited size of the Cottrell community, it was decided to adopt a mixed-methods design and incorporate multiple free-response items to understand participants' perspectives more clearly. Design proceeded iteratively, and the final draft survey was shared with other members of the CottreLLM collaboration for feedback on question phrasing. Additional input was solicited from two education and AI researchers out-

side the Cottrell community as a cross check. Small modifications were made in response to feedback to improve interpretability by respondents.

The survey was structured to collect data on factors drawn from technology adoption and instructional change literature that are theorized to influence adoption; the complete survey instrument is included in the Appendix. Following screening and consent questions, an initial section of three use questions asked how and whether the respondent was using AI tools in research, teaching and the rest of their job; these questions included associated free response questions about how the participant was using these tools. A final free response question asked what shaped their decision or any obstacles encountered. The second section included questions on sources of AI tools the participant used; the presence of institutional and department initiatives around AI and respondents’ agreement with a number of statements measuring attitudes to AI. Respondents were also asked about their use of various teaching methods and information sources they used to learn about AI. The final section included basic demographic questions including career stage, discipline and institutional type. Detailed demographic questions were omitted to reduce the risk of respondent identification within the relatively small and selective Cottrell community.

Survey items were informed by constructs from Diffusion of Innovations theory, particularly perceived attributes of the innovation (e.g., relative advantage and compatibility) and social-system influences. Items measuring beliefs about AI’s pedagogical value align with Rogers’ construct of relative advantage, while items assessing comfort and concern approximate perceived compatibility and complexity. Questions regarding institutional encouragement and departmental initiatives capture elements of the social system influencing adoption.

An invitation to participate in the research was distributed to all members of the Cottrell community via an email listserv, with a second reminder approximately four weeks after the initial contact. The survey received a total of 116 responses total corresponding to a response rate of approximately 20%. Responses were retained for further analysis if at least 50% of questions were completed to balance data quality with sample retention in a limited population; this yielded a total of 90 retained responses corresponding to 16% of the population.

IV. RESULTS

A. Descriptive analysis

We begin by reporting features of the dataset. Responses to AI use questions indicate significant variation in usage within the population (Fig. 1). While as many as 70 participants (78%) report using AI in some form and context, this is primarily in the form of chatbots and virtual assistants (49 participants). The second most

	Yes	No	Not sure
Institution: degree / certificates	27	31	32
Institution: strategic initiatives	58	13	19
Department: degree / certificates	9	70	11
Department: strategic initiatives	7	75	8

Table I. **AI initiatives** Summary of responses to survey questions about AI initiatives, certificates, and/or degree programs at the institutional and departmental levels. Respondents represented Chemistry, Physics, and Astronomy Departments.

common use is coding assistants, but much more so in research (24 participants) than teaching or other aspects of their job (10 and 5 participants respectively). Other use cases were much more limited. Free response questions typically referred to particular products, e.g. **AlphaFold**, an AI model for predicting protein structures [53], that respondents were using.

Overall, respondents were more likely to use AI tools in research, but a significant number are also using AI in teaching and or other aspects of their work. Collapsing usage into three binary indicators for research, teaching and other aspects respectively, and computing a correlation matrix between the three, we see that these use cases are only partially correlated (Figure 1), research-teaching more so than research-other or teaching-other.

The usage data indicates a population that has begun to engage with AI, in varied and domain-specific ways, but does not yet use AI uniformly across all domains. Notably, 20 participants (22%) reported not using AI at all.

Institutional context questions (Table I) show that while 58 respondents (64%) report institutional strategic initiatives around AI, only 27 respondents (30%) report degree programs or certificates. In contrast, reported AI initiatives at the departmental level were markedly less common: 9 respondents (10%) reported departmental degree programs or certificates, and 7 respondents (8%) reported departmental strategic initiatives. These patterns suggest uneven institutional engagement: many institutions have begun to engage with AI, but these efforts have not yet fully been realized in terms of programs, nor have they yet reached to the STEM departments represented in this study.

Figure 2 displays results from the questions about sources of AI tools. Some 52 respondents (58%) reported use of free versions of commercial tools; 33 respondents (36%) use paid for or enterprise versions; use of open source or tools specifically developed for an institution was selected less frequently. A small number of participants report using AI tools they specifically developed, perhaps indicating the presence of some individuals Rogers terms “innovators” in the dataset. Also shown in Fig. 2 are information sources used by participants, which are most commonly department colleagues (58 participants or 64%) and news sources, whether discipline-specific or the popular press. Institutional support mech-

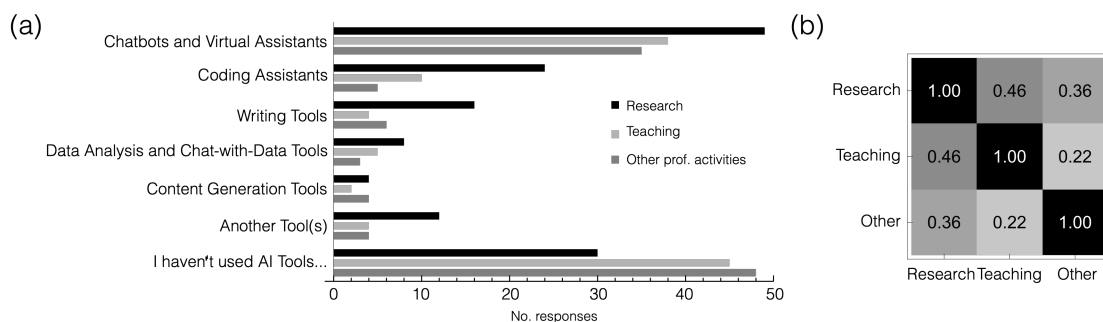


Figure 1. **AI usage.** (a) Number of respondents reporting use of different categories of AI tools for research (black), teaching (light grey), and other professional tasks (dark grey). (b) Correlation matrix showing pairwise correlations between binary indicators of AI use in research, teaching, and other domains.

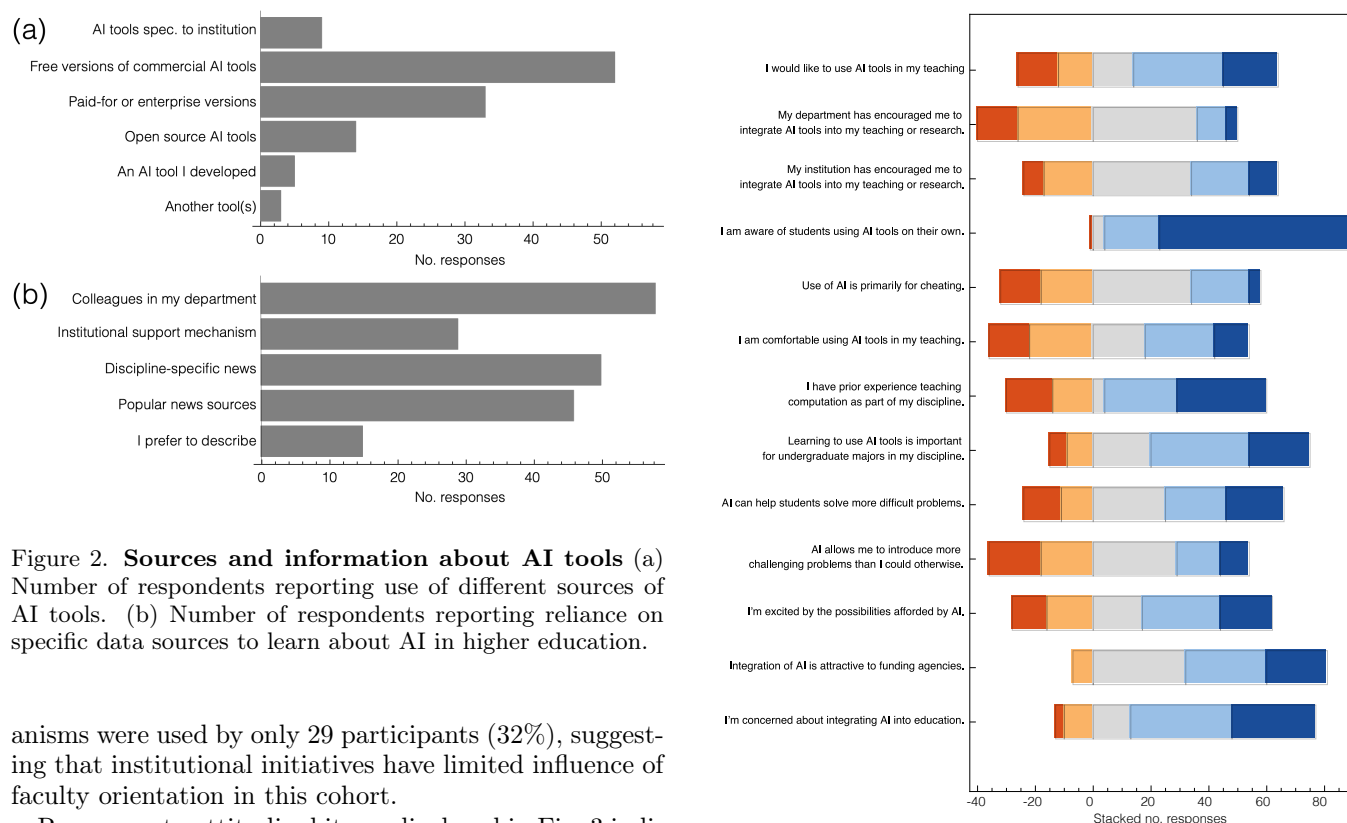


Figure 2. **Sources and information about AI tools** (a) Number of respondents reporting use of different sources of AI tools. (b) Number of respondents reporting reliance on specific data sources to learn about AI in higher education.

anisms were used by only 29 participants (32%), suggesting that institutional initiatives have limited influence of faculty orientation in this cohort.

Responses to attitudinal items displayed in Fig. 3 indicate generally positive but nuanced orientations toward AI, particularly with regard to pedagogical value. Almost all participants report awareness of student use, and most agree that learning to use AI is important for physics and chemistry majors. Similarly, many respondents agreed that AI integration is attractive to funding agencies. Fewer report having received encouragement from their department or institution, however, and a significant minority feel uncomfortable using AI in teaching; views on whether AI allows more challenging problems are similarly mixed. While many respondents are excited by the possibilities afforded by AI, nearly all are also concerned about integrating AI into education. Overall, the sentiment data suggest a population that views AI as pedagogically promising but is navigating uncertainty

Figure 3. **Distribution of responses to Likert-scale attitudinal statements about AI in teaching and research.** For each statement, colored segments indicate response categories: strongly disagree (red), disagree (orange), neutral (light grey), agree (light blue), and strongly agree (dark blue). The figure shows broadly positive attitudes toward AI's pedagogical value coexisting with notable concerns about its integration.

regarding institutional support and appropriate integration.

Responses to questions on teaching (Fig. 4) are consistent with the highly engaged pedagogical profile of the Cottrell community. More than 80 respondents report

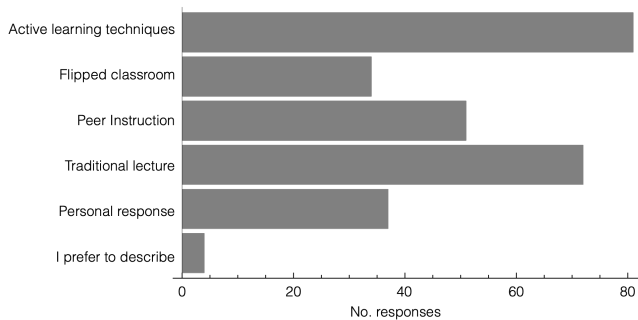


Figure 4. **Instructional methods used.** Number of respondents reporting various methods in their teaching; these responses are independent of AI usage.

(a) Career stage	<i>N</i>	%	(d) Highest degree granted	<i>N</i>	%
Assistant Professor	16	18%	Bachelors	27	30%
Associate Professor	32	36%	Masters	8	9%
Full Professor	41	46%	Doctoral	53	59%

(b) Degree title	<i>N</i>	%	(e) Institution type	<i>N</i>	%
Astronomy	9	10%	Liberal arts college	18	20%
Chemistry	49	56%	Primarily undergraduate (PUI)	35	39%
Physics	24	27%	Research University	52	58%
A different discipline	6	7%	Minority Serving (MSI)	12	13%

(c) Department	<i>N</i>	%
Astronomy	3	3%
Chemistry	51	56%
Physics	12	13%
Physics & Astronomy	17	19%
A different discipline	5	6%

Figure 5. **Respondent demographic and institutional information.** (a) Career stage of respondents. Note due to eligibility requirements of the Cottrell Scholar Award, all respondents are tenured or tenure-track faculty. (b) Respondent’s degree. (c) Respondent’s home department. (d) Highest degree granted by home department of respondents. (e) Respondent’s institution type. Note that responses were non-exclusive.

using some form of active learning, and a substantial fraction of participants use either flipped classroom, personal response systems or peer instruction. A large majority of (72 respondents) also report using traditional lectures, suggesting that active and traditional techniques are being used in conjunction or in different contexts.

Responses to demographic questions (Fig. 5) indicate a multidisciplinary population spanning a range of institution types and career stages. Respondents include substantial fractions at all career stages (Fig. 5(a)). Three disciplines, Chemistry, Physics and Astronomy, are prominently represented both in the original degree of the respondent (Fig. 5(b)) and their current department affiliation (Fig. 5(c)). Responses to the “prefer to describe” option indicated some respondents were originally trained in biological fields or had transitioned to a biological or engineering discipline.

As expected from the survey population, respondents are at a variety of institution types and the sample in-

cludes a substantial fraction from primarily undergraduate institutions (Figs. 5(d) and (e)); a smaller number report affiliation with minority serving institutions. Taken together, these results are consistent with the known composition of the Cottrell community. The presence of respondents across multiple disciplines, career stages, and institution types enables examination of whether AI engagement reflects individual orientation alone or is patterned by disciplinary and institutional context.

Descriptive analysis of the data reveals a population that has begun to engage with AI in varied and context-dependent ways, but use is uneven: there are differences between research and teaching applications of AI, institutional encouragement is present but inconsistent, and enthusiasm for AI’s pedagogical potential coexists with substantial concern. These features suggest that AI adoption within this community is not simply a matter of access or exposure, nor reducible to a single positive-negative stance. Rather, the coexistence of engagement, ambivalence, and structural variation raises the question of whether respondents’ beliefs and contextual experiences reflect coherent underlying orientations. We therefore examine the latent structure of the attitudinal and contextual variables using exploratory factor analysis, which we turn to in the next subsection.

B. Exploratory Factor analysis

To examine the latent structure of the attitudinal and contextual variables, we conducted exploratory factor analysis (EFA). Self-reported AI use and demographic variables were excluded from the factor analysis, as these were conceptually distinct from the remaining survey items and were instead used for external validation of the resulting factors.

Survey data was prepared for analysis as follows: Survey items permitting multiple non-exclusive responses (e.g., sources of AI tools, information sources, teaching techniques) were recoded into binary indicator variables for each response option. Institutional initiative questions were recoded into two binary variables: an affirmation variable (Yes = 1; No/Not Sure = 0) and an awareness variable (Yes/No = 1; Not Sure = 0), separating perceived presence from certainty. Binary variables with extremely low (<5%) or high (>95%) prevalence were excluded due to limited variance. Likert-type sentiment items (Strongly disagree to Strongly agree) were treated as ordinal variables (1–5). After pre-processing, the analytic dataset comprised 23 binary and 13 ordinal variables ($N = 36$ total variables). Four missing responses (<0.2% of data points) were imputed using the median of the corresponding variable. Excluded variables were retained for subsequent correlational analyses.

Because the dataset included both binary and ordinal variables, we computed a mixed correlation matrix using tetrachoric correlations for binary–binary pairs, polychoric correlations for ordinal–ordinal pairs, and polyse-

rial correlations for mixed pairs [54]. Exploratory factor analysis [55] was conducted using minimum residual estimation with oblique rotation. Analyses were conducted using the `psych` package in R [56].

Inspection of the eigenvalues of the correlation matrix and parallel analysis with varying numbers of factors indicated the presence of one dominant factor, with weaker evidence for additional factors. Across models with 1 – 4 factors included, a single factor consistently emerged with stable loadings (the strength of association between each survey item and the factor) on a subset of variables. Despite the robustness of the dominant factor, overall model fit remained poor in initial solutions. We attribute this to the high variable-to-sample ratio (36 variables; $n = 90$) and the inclusion of heterogeneous binary indicators that did not substantially co-vary with the factor.

To obtain a more interpretable solution, we conducted an iterative refinement process, removing variables with low communalities and minimal loadings on the dominant factor while monitoring stability of the factor structure, reassessing model stability at each step. This approach was guided by the goal of identifying a coherent latent construct rather than maximizing overall model fit. Importantly, the composition and interpretation of the dominant factor remained stable throughout this refinement process; additional factors did not remain stable and hence were not analyzed further. The final EFA yielded a unidimensional 9-item scale with strong loadings (0.45–0.94) explaining 55% of the variance. The factor showed strong internal consistency (Cronbach’s $\alpha = 0.88$, 95% CI [0.84, 0.92]; McDonald’s $\omega = 0.89$) and item-deletion analyses indicated no single item unduly inflated reliability.

Loadings (associations of variables with the identified factor) are displayed in Table 6. Items with the strongest loadings (> 0.9) reflected a desire to use AI tools in teaching and excitement about their potential. Additional high-loading items (> 0.8) captured beliefs that AI is important for students and enables engagement with more challenging problems. Moderate loadings (< 0.8) reflected access to tools and comfort using AI. Concern about integrating AI loaded negatively, consistent with the positive sentiment of the remaining items.

We interpret the identified factor as representing a participant’s *AI pedagogical orientation*, capturing a coherent dimension of beliefs about the role of AI in teaching and learning. The term *orientation* is intended to emphasize that the factor does not simply measure liking or disliking AI, nor AI use alone. As explored in the qualitative and mixed methods sections below, participants across the factor spectrum recognized both benefits and limitations of AI, and even respondents with strongly negative factor scores often reported some AI use. Instead, the factor appears to reflect differing stances toward how AI should be incorporated into teaching, learning, and disciplinary practice. The term *pedagogical* reflects that many of the highest-loading variables concerned educa-

Outcome	β	Odds Ratio	S. E.	p
Research	1.61	5.00	0.34	2×10^{-6}
Teaching	1.45	4.26	0.31	4×10^{-6}
Other	1.03	2.80	0.27	1×10^{-4}

Table II. **Logistic regression between binary usage variables and AI pedagogical orientation factor.** β coefficients are log-odds estimates; odds ratios e^β are also reported along with standard errors and p -values from the regression.

Usage variable	Correlation with factor
Research	0.594
Teaching	0.558
Other	0.442

Table III. **Correlation between binary indicators of AI use** (research, teaching, and other professional tasks) and the “AI pedagogical orientation” factor. Positive correlations indicate that higher orientation is associated with greater likelihood of AI use across domains.

tional use and beliefs about student learning.

To examine whether the identified factor was associated with participants’ behavior, we conducted logistic regression analyses of self-reported AI use with the factor score as the primary predictor. Results of the regression for each of the three domains, research, teaching and other professional tasks, are shown in Table II. AI pedagogical orientation was a statistically significant predictor of AI use across all three domains (all $p < .001$). Log-odds estimates and associated odds ratios show substantial effect sizes, with odd-ratios ranging from approximately 2.8 to 5.0, with the strongest for research and teaching. The consistency of these effects across domains suggests that the construct reflects a general orientation toward AI rather than domain-specific attitudes. Consistent with these results, simple correlation between the usage variables and the identified factor shows strong relationships between usage and the factor as shown in Table III.

To further interpret the identified factor, we examined correlations between the factor score and variables excluded from the EFA. Use of institutionally developed tools, open-source tools, or self-developed tools showed only weak associations ($\rho \leq 0.25$). Variables describing institutional initiatives and awareness exhibited little consistent relationship with the factor, with correlations generally near zero. Similarly, teaching practices showed weak and inconsistent associations ($|\rho| \leq 0.19$), indicating that AI pedagogical orientation is not strongly tied to general instructional approach. Notably, information sources were also weakly related to the factor, with correlations generally small and slightly negative ($\rho \in [-0.15, 0.07]$). This suggests that differences in AI pedagogical orientation are not explained by differences in access to information or institutional support.

Examining sentiment variables excluded from the EFA, the factor showed a moderate positive correlation with perceived departmental encouragement to use AI ($\rho =$

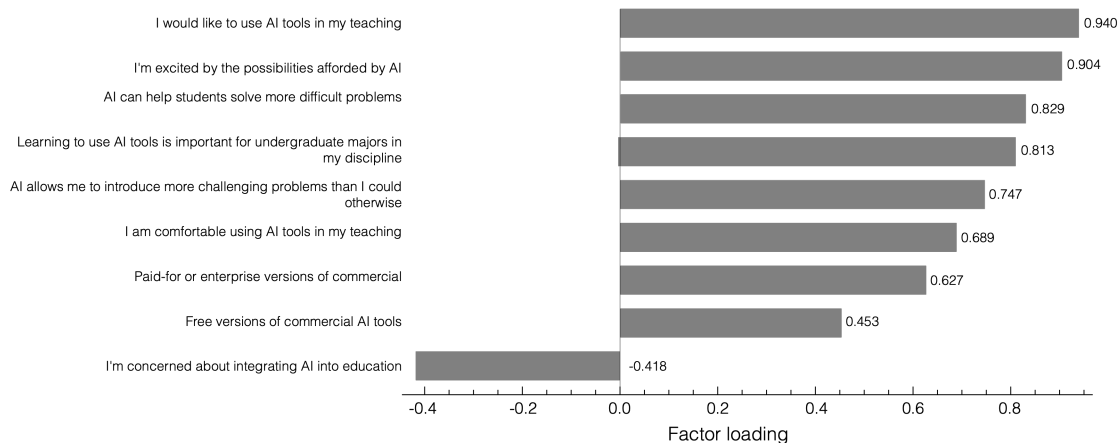


Figure 6. **Factor loadings for the “AI pedagogical orientation” factor** identified through exploratory factor analysis. Positive loadings (strength of association) indicate alignment with favorable attitudes toward AI use in teaching and learning, while the negative loading reflects concern about integration. Higher-magnitude loadings indicate stronger contributions to AI pedagogical orientation.

0.47), but other variables correlated weakly, including institutional encouragement ($\rho = 0.15$) and prior experience teaching computation ($\rho = 0.11$). Awareness of student AI use was essentially uncorrelated with the factor ($\rho \approx 0.00$). In contrast, the belief that AI is primarily used for cheating showed a substantial negative correlation with the factor ($\rho = -0.38$).

We also examined correlations between the factor score and demographic variables. Overall, relationships were weak, suggesting that AI pedagogical orientation is not strongly associated with demographic characteristics. For example, career stage showed no meaningful relationship with the factor ($\rho = 0.09, p = 0.42$). Similarly, institutional characteristics such as public/private status and minority-serving designation were only weakly related to the factor. One exception was a moderate negative correlation with rural institutions ($\rho \approx -0.34$) and liberal arts colleges ($\rho \approx -0.25$), suggesting somewhat lower AI pedagogical orientation in these contexts. However, given the small sample size, this result should be interpreted cautiously.

Taken together, these results indicate that AI pedagogical orientation is characterized primarily by positive beliefs about the pedagogical value of AI, enthusiasm regarding its educational possibilities, and comfort with its use in teaching. The factor is also associated with participants’ epistemic interpretation of AI, particularly whether it is viewed as supporting or undermining learning, and availability of tools. In contrast, it appears largely independent of demographic factors, institutional context or messaging, teaching practices, information exposure, and awareness of student behavior.

C. Qualitative analysis

To better understand how these differences in AI pedagogical orientation are expressed in instructors’ reasoning and experiences, we turn to qualitative analysis of open-ended survey responses (Q2, Q4, Q6, Q7, Q33). Qualitative analysis was performed using an iterative, emergent coding procedure. The responses for each question were de-identified and circulated to an initial team of five coders who independently reviewed the data to identify emergent themes. The coders subsequently met to synthesize their observations into an initial set of 25 tentative codes (see Table A1 in appendix). Using this codebook, each coder then coded each response to indicate which codes were present. Codes were non-exclusive; a single response could receive multiple codes or none.

Inter-rater reliability for the initial code set was assessed using Krippendorff’s α for each code. Two codes, *nomenclature* and *coding*, exceeded $\alpha > 0.8$ demonstrating high reliability. A further six, *learning concerns*, *visualization*, *resource gathering*, *ethical*, *writing* and *reliability*, met the commonly accepted threshold of $\alpha > 0.67$ indicating tentative reliability. Five additional codes approached this threshold $\alpha \gtrsim 0.6$ and were identified as candidates for potential refinement.

Rather than refining the exploratory code set, we observed that the emergent codes could be grouped into four higher-order constructs that align with theoretical perspectives on technology adoption and learning. Below we list each code and the associated emergent codes:

1. **Practice.** Respondent describes concrete uses, workflows, or tasks in which they personally used (or directly supervised use of) AI tools. *Emergent codes: Coding, Visualization, Resource-gathering, Writing, "Administrata", Generation, Refinement.*
2. **Epistemic.** Respondent focuses on AI as an

Code	α	Coder A	Coder B
Practice	0.83	151	135
Epistemic	0.67	76	76
Affective	0.46	30	67
Structural	0.45	11	29

Table IV. **Results of consolidated coding** showing Krippendorff’s α and the number of examples found by each coder. Differences in counts for Affective and Structural codes reflect variation in coding thresholds rather than conceptual disagreement.

epistemic object—its reliability, evaluation, limitations, how to validate outputs, how it affects thinking/learning, or how it supports inquiry. *Emergent codes: Ideation, Basic-info, Assessing-AI, Exploration, Validation.*

- Affective.** Respondent expresses emotions, motivation, value judgments, comfort/discomfort, excitement, fear, ethical worry, or personal stance toward AI. *Emergent codes: Sentiment-positive, Sentiment-negative, Empathy, Ethical, Learning-concerns.*
- Structural.** Respondent references institutional, departmental, or disciplinary structures that shape AI use: policies, initiatives, programs, support mechanisms, governance, access constraints, or organizational norms. *Emergent codes: AI-development, End-user, Obligation, Accessibility, Nomenclature, Institutional.*

These four categories also map directly onto patterns observed in the quantitative analysis, particularly the distinction between epistemic and structural influences on AI adoption.

We therefore recoded the full dataset using this consolidated framework. Two new coders, who had not participated in the initial emergent phase, independently applied the four higher-order codes to all responses; this procedure ensured analytic separation between exploratory theme generation and confirmatory recoding. After an initial round of independent coding, the coders met to compare interpretations and clarify code definitions; they then had the opportunity to revise their coding. This process was intended to improve consistency in code application while preserving independent judgment.

Inter-rater reliability for the reduced code set was assessed using Krippendorff’s α (Table IV). The Practice code showed high reliability $\alpha = 0.83$, and the Epistemic code met the accepted threshold for tentative reliability $\alpha \approx 0.67$. The remaining two codes, Affective and Structural, exhibited lower α values (0.46 and 0.45 respectively). Inspection of coder agreement indicated that this lower reliability was primarily driven by differences in coding thresholds rather than conceptual disagreement. Nearly all instances identified by the more conservative coder were also identified by the second coder (e.g., 28 of

Code	Correlation	Original codes
Practice	0.467	0.554
Epistemic	0.222	0.232
Affective	0.103	-0.071
Structural	0.080	0.070

Table V. **Correlation of consolidated qualitative codes with factor score.** Correlations were computed with the recorded data and using the initially coded data with emergent codes grouped into consolidated codes.

30 Affective instances and 10 of 11 Structural instances), indicating strong agreement on clear cases but divergence in more ambiguous instances. We therefore interpret Affective and Structural codes as reliably identifying explicit instances of these constructs, while acknowledging greater variability in marginal cases. For subsequent joint analysis, we adopt a conservative approach and treat codes as present only when both coders independently identified them.

D. Joint analysis

To understand how AI pedagogical orientation is reflected in respondents’ reasoning, we examined relationships between the consolidated qualitative codes and the factor score computed above. Results are displayed in Table V. Correlations were computed using two approaches: in the first column, codes were based on the consolidated coding described above; in the second, correlations were computed using the original emergent codes, grouped into the consolidated categories using a majority-rule criterion. Both approaches yield highly consistent results.

The strongest relationship was observed for Practice codes, which showed a substantial positive correlation with the factor score across both methods. Epistemic codes showed a weaker but consistently positive association, while Affective and Structural codes exhibited little systematic relationship with the factor. Although the strong relationship with Practice codes might be anticipated given that these codes primarily captured descriptions of concrete AI use, we emphasize that the association emerges through the integration of independently derived quantitative and qualitative analyses. In contrast, Epistemic codes encompassed both supportive and skeptical reflections on AI’s role in learning and reasoning, which may contribute to their weaker overall association with the factor. The results suggest that higher AI pedagogical orientation is associated most directly with reported engagement in AI-related practices, while epistemic reflection appears more heterogeneous and not uniformly aligned with positive orientation toward AI.

To further contextualize the factor, we examined quotes from respondents with the ten most negative and most positive values of the factor score. Responses from participants with the most negative factor scores were characterized by limited and cautious use of AI, coupled

with strong epistemic concerns about its impact on learning. When AI was used, it was typically described as peripheral or narrowly scoped. For example, one respondent described their use of machine learning as *“a very minor and exploratory aspect of my research,”* while another reported using ChatGPT only for *“help configuring the environment of one of my work computers.”* Even when AI proved useful, it was framed cautiously: *“AI wasn’t a magic bullet but it did eventually point me in the right direction.”*

The responses of those participants most oriented away from AI contained many examples of reflections on the role of effort and deliberate engagement in learning. Several respondents articulated a clear model of learning that emphasized depth over efficiency. As one participant explained, *“deep learning is inherently a slow process that cannot be done quickly,”* requiring *“sufficient time engaging with cornerstone concepts.”* From this perspective, AI—and particularly language models—was seen as promoting superficial engagement. One respondent noted that students may *“quickly find the specific nugget of knowledge they need to check a box,”* but *“have not engaged the deeper neural networks that lead to authentic learning,”* resulting in knowledge that is *“superficial and in a few weeks the slate is clean.”*

These concerns were often accompanied by explicit epistemic boundary-setting around what counts as acceptable AI use. Multiple respondents distinguished between forms of AI, expressing acceptance of machine learning for data analysis while rejecting LLMs as problematic. For example, one respondent emphasized that *“scientists use machine learning and neural networks... [that] are objective statistical tools,”* in contrast to LLMs, which were described as *“computers pretending to be people.”* Another noted that *“not all AI is LLMs,”* and that different forms of AI have *“very different societal impacts.”*

Across responses, AI was frequently positioned not simply as a tool, but as a potential threat to the development of disciplinary thinking. Concerns centered on over-reliance, loss of critical evaluation, and the erosion of deep learning practices. As one respondent cautioned, *“if you can get AN answer quickly, but not decipher whether it is a GOOD answer, you run the risk of overconfident incorrectness.”* Others raised broader concerns about the direction of educational change, suggesting that AI initiatives risk *“putting the cart before the horse”* by prioritizing efficiency over understanding.

In contrast, responses from participants with the highest factor scores were characterized by extensive and integrated use of AI across research, teaching, and professional tasks. Rather than describing isolated or occasional use, these respondents portrayed AI as embedded within their daily workflows. For example, one respondent described using AI for *“data analysis, plotting, coding in various languages... first-draft of text passages, outline generation of articles, [and] summary of references,”* while another reported using AI to *“brainstorm*

research ideas... conduct literature reviews rapidly... outline skeleton versions of code, and occasionally debug small snippets of code.” Across responses, AI was presented as a general-purpose tool supporting a wide range of disciplinary and professional activities.

A common theme in the high factor score responses was the role of AI in increasing efficiency and reducing time spent on routine tasks. Many respondents emphasized the productivity gains afforded by AI, describing it as a tool that could *“save time”* or dramatically accelerate their work. In some cases, these gains were framed in dramatic terms, with one respondent reporting that AI could *“boost your individual productivity by 5–10x,”* while another described the difference as *“night and day”* compared to working without it. AI was frequently used to streamline writing, administrative work, and technical tasks, with one respondent noting that tasks that *“used to take an hour... now take[] 30 seconds.”* This perspective positions AI not simply as a tool for solving problems, but as a means of redesigning professional workflows.

Beyond efficiency, many respondents described AI as an interactive cognitive partner that supports thinking and idea development. Several reported engaging in *“conversations”* with chatbots to refine arguments, explore research directions, or structure written work. AI was described as providing *“immediate feedback on ideas and methods,”* enabling rapid iteration and exploration. This perspective extended into teaching, where instructors described incorporating AI into assignments, generating instructional materials, and designing activities in which students critically engage with AI-generated content. For example, one respondent described having students *“look for inaccuracies in the LLMs... [to] teach them how to use LLMs in a constructive, and critical way.”* In this view, AI is not only a productivity tool but also a resource for supporting thinking.

Importantly, these respondents were not uncritical and demonstrated awareness of the limitations and potential risks associated with AI use. Many noted that AI outputs *“don’t always get it right”* and must be used *“with care,”* emphasizing the need for verification and critical evaluation. Some explicitly acknowledged trade-offs between efficiency and understanding, with one respondent noting *“a trade off between my increased productivity and my decrease[d] ability to think by myself.”* However, rather than leading to rejection or avoidance, these concerns were framed as issues to be managed. As one respondent observed, *“instead of focusing on whether we should or shouldn’t use AI, we should focus on how to use it so that we do not lose our ability to think.”* This suggests that, for high-orientation respondents, epistemic concerns coexist with—and are incorporated into—ongoing use of AI.

The contrasting patterns between respondents with the most negative and most positive factor scores suggests that the AI pedagogical orientation factor reflects differences in how instructors interpret the role of AI in thinking. While both groups recognize potential limitations

and risks, respondents with negative scores frame these concerns as reasons to limit or avoid AI use, whereas those with positive scores treat them as manageable constraints and integrate AI into their workflows. This distinction is consistent with the quantitative results, in which the factor strongly predicts AI use but shows little association with institutional or informational variables.

V. DISCUSSION

A. Proposed model of AI adoption

This study identifies a coherent construct, *AI pedagogical orientation*, describing how instructors position AI within teaching, learning, and disciplinary practice. The construct strongly predicts respondents' use of AI across research, teaching and other professional activities. The construct reflects both sentiments around AI as well as ready access to AI tools. Notably, a positive orientation does not simply reflect an uncritical liking of AI, nor does a negative orientation represent a rejection: rather, respondents across the spectrum recognized both benefits and concerns about AI.

Our findings differ in important ways from existing accounts of technology adoption. Models such as diffusion of innovations and the UTAUT have emphasized factors such as access to tools, social influence and perceived utility. We do see some evidence for these factors: access variables comprise part of the pedagogical orientation construct, for example. Positively oriented respondents frequently discussed utility, but negatively oriented respondents also saw value in the technology despite their decision not to adopt it. Further, information sources and institutional initiatives showed little association with AI usage, at least in this population and at this stage in adoption of the technology. Institutional and demographic variables similarly showed only weak, contextual variation. Instead, variation in AI usage seems to be most strongly associated with instructors' conceptualization of AI in disciplinary thinking.

We therefore propose a model of AI adoption where epistemic interpretation of AI shapes the relationship between sentiments of AI and its practical use. In this model, faculty differ not in whether they see potential benefits and risks around AI, but in how they interpret the role of AI in disciplinary thinking, and knowledge production more broadly. For those oriented away from AI, it is seen as potentially undermining the careful engagement necessary to develop expertise, leading to limited or cautious use. For those oriented towards AI, the ability to potentially delegate thinking—especially for tasks seen as ancillary—in support of higher level thinking and exploration is attractive, with risks treated as constraints to be mitigated through critical use. AI pedagogical orientation reflects not simply attitudes toward a technology, but differing views about the role AI should play in disciplinary thinking, learning, and exper-

tise development. This proposed model is consistent with our results. AI pedagogical orientation strongly predicts AI usage across research, teaching and other professional activities, while other variables show weak associations. Future work should pay attention to whether the external factors currently not driving adoption become relevant at later stages and as technologies, information and institutions mature in their response.

B. Implications for instruction

Findings from this study have a number of implications for how AI is introduced and supported in STEM higher education. Most importantly, they suggest that efforts to support AI adoption must help faculty conceptualize and articulate how AI might support disciplinary thinking in their context, as well as constraints necessary so that important developmental stages are not short-circuited. Respondents differed in how they interpreted benefits and limitations of AI, and hence efforts that focus solely on providing access and technical training may be insufficient if they do not also engage in participants' beliefs about thinking and learning.

Rather than positioning AI as a tool to be adopted or avoided, instructors may benefit from thinking of AI in the context of a broad set of practices to support reasoning and problem solving, particularly those that could make its potential role in thinking explicit. Such support might include developing strategies for evaluating AI outputs, identifying appropriate contexts for delegation of thinking, and designing tasks that require validation and revision of AI-generated work. This aligns well with how respondents positively oriented towards AI are integrating them thoughtfully into their disciplinary practice, combining efficiency with evaluation and reflection. This also aligns with recent PER work on student agency, which frames interactions with computational and disciplinary tools as opportunities for scientific decision making, modeling, and epistemic agency [28, 57, 58].

Curricula and instructional design should aim to provide students with opportunities to critically engage with AI and AI generated-content in ways that align with emerging disciplinary use. Concerns around AI often centered on the potential for superficial understanding, highlighting the need for tasks that require validation, interpretation, robustness checking and revision of work, including AI-generated output, as well as comparison between AI and human-generated work. With these, opportunities for AI to support ideation, exploration and provide rapid feedback—as some respondents are already doing in their professional scientific work—can be incorporated without displacing disciplinary thinking. Indeed, AI-supported instruction may create additional opportunities to make student thinking visible, in line with longstanding PER goals [59].

At the institutional level, the weak association between AI use and institutional initiatives observed here suggests

that policies and support structures in isolation may have limited impact on adoption. As these institutional structures become more established and embedded in schools and departments, they may make most impact if, rather than simply providing information, resources or establishing guidelines, they instead incorporate opportunities for discussion and reflection on the issues at stake, as well as low-stakes opportunities for situated disciplinary use of AI. We note that in the present sample, faculty were likely to rely on other faculty in their department as information sources, so models that lean into distributed support networks leveraging discipline-specific knowledge rather than centralized efforts may prove more successful.

C. Limitations and future work

We note a number of limitations to the present study. While the sample is a significant fraction of the target population, RCSA Cottrell awardees, the overall sample size is modest. Nor is the population (by construction) intended to be representative of the broader group of STEM faculty: Use of contemporary pedagogical practices is higher in this sample than in the general STEM faculty population, for example, where traditional lecture-based instruction remains common [47, 48]. We also emphasize that the sample reflects a particular moment in time. AI technologies are evolving rapidly beyond higher education, and institutional initiatives have likely moved forward even since the data was collected. As a result, relationships between institutional context and AI use are likely to change if adoption becomes more widespread and more formally supported.

Despite these limitations, the study provides a targeted snapshot of a pedagogically engaged population likely to be actively experimenting with AI in research and teaching. The limited presence and effect of institutional initiatives in this dataset reveal the signal more cleanly: that significant variations in usage and strong epistemic concerns exist even within this population. These patterns may evolve further as AI technologies and institutional responses mature.

The results and these limitations suggest a number of avenues for further work. How and whether the instructor’s orientation toward AI drives pedagogical choices and classroom practice is important to understand, as is whether their orientation transfers to students. Since the results rely on self-reported data, future work should examine classroom implementations directly, including how AI is incorporated into instruction and how students interact with AI-supported tasks.

Studies that examine AI in physics learning environments may find it valuable to take into account our result that different pedagogical orientations may exist. It would of course be valuable to replicate this study in the context of STEM faculty more broadly. It is interesting to consider whether similar stances exist in the student population as these may shape their responses

to introduced tasks. Addressing the above limitations will require studies that combine observational methods with fine-grained analysis of student reasoning in AI-supported tasks.

Finally, the emergence of epistemic considerations as a factor in adoption, especially AI’s potential to enable delegation of disciplinary thinking, highlights the need for research on how AI usage affects student thinking. More broadly, these results resurface and underscore a long-held objective of PER, to examine and facilitate scientific thinking, or “doing science,” in physics classrooms.

VI. CONCLUSION

This study identifies a coherent construct, *AI pedagogical orientation*, that strongly predicts faculty use of AI across research, teaching, and other professional activities in physics, chemistry and astronomy. Rather than reflecting simple differences in access, information, or general attitudes, this construct captures how instructors interpret the epistemic role of AI, namely whether it is seen as supporting or undermining disciplinary thinking. Across both quantitative and qualitative analyses, variation in AI use was most strongly associated with differences in practical engagement and in how instructors reason about the relationship between AI and learning.

These findings suggest that existing models of technology adoption may be incomplete in contexts such as AI, where tools have the potential to dramatically change how knowledge is produced and evaluated, and that facilitate delegation of thinking to automated systems. While factors driving adoption of other technologies such as perceived usefulness, ease of use, and institutional support remain relevant, and will likely become more so for later adopters, they do not fully explain variation in adoption within this population. Existing technology-adoption frameworks help explain contextual and perceptual influences on AI use, but the present results suggest that instructors’ interpretations of AI’s role in disciplinary thinking may also play a central role in decisions about whether and how these tools are used.

Although this study focuses on a population of pedagogically engaged STEM faculty who may be more likely than the broader faculty population to experiment with emerging instructional technologies, even in this group there is no consensus regarding the pedagogical value of AI tools. Unlike many evidence-based instructional practices developed through PER and related education research, the educational impacts of generative AI remain uncertain and contested. Nevertheless, the results point to broader questions about the integration of AI in knowledge-intensive domains. In contexts where AI interacts directly with processes of reasoning, inquiry, and knowledge production, adoption may depend not only on the capabilities of the technology, but also on how individuals conceptualize its role in thinking itself. Future work should examine how such orientations develop over

time, both in faculty and students, how they are shaped by disciplinary and institutional contexts, and how instructional design can support productive integration of AI while addressing concerns about its impact on learning.

ACKNOWLEDGMENTS

The authors acknowledge funding from the Research Corporation for Science Advancement under the Cot-treLLM collaborative. This study was reviewed by the Tufts University Institutional Review Board and determined to be exempt from human subjects review. The authors thanks Drs. Ted Clark, Elaine Short and Nick Seaver for helpful discussion.

Author contributions: TJA, TRH, CLV, NS and JJF designed the survey; TJA performed the statistical analysis and directed the qualitative analysis; ID, MW, TRH, CLV, NS and JJF performed coding; all authors participated in drawing conclusions and preparing the manuscript.

APPENDIX

Survey questions

1. What AI tools have you used in your research? *Chatbots and Virtual Assistants, e.g. ChatGPT, Claude, Gemini / Coding assistants, e.g. Copilot, Codeium, Cursor / Writing Tools, e.g. Overleaf AI assist / Content Generation Tools / Data Analysis and Chat-with-Data Tools / Another tool(s) [free response] / I haven't used AI tools in my research*
2. Briefly explain how you are using these tools in your research. *Shown only if Q1 indicated use.*
3. What AI tools have you used in your teaching? *Same responses as Q1*
4. Briefly explain how you are using these tools in your teaching. *Shown only if Q3 indicated use.*
5. What AI tools have you used in conducting the rest of your job, i.e. other than teaching or research? *Same as Q1.*
6. Briefly explain how you are using these tools in conducting the rest of your job, i.e. other than teaching or research? *Shown only if Q5 indicated use.*
7. What informed your decision to use AI tools? Did you encounter any obstacles? *Shown only if any of Q1, Q3 or Q5 indicated use.*
8. What sources of AI tools have you used? *Free versions of commercial AI tools, e.g. ChatGPT, Claude, Gemini. / Paid-for or enterprise versions of commercial AI tools, e.g. ChatGPT, Claude, Gemini. / AI tools specifically developed for my institution. / Open source AI tools. / An AI tool I developed myself. / Another tool(s) [free response]*
9. Does your institution offer degree programs or certificates involving AI? *Yes / No / Not sure [for questions 9-12]*
10. Has your institution launched strategic initiatives around AI?
11. Does your department offer degree programs, courses or certificates involving AI?
12. Has your department launched a strategic initiative around AI?
13. I would like to use AI tools in my teaching. *Strongly disagree / Disagree / Neither agree nor disagree / Agree / Strongly agree [for questions 13-25]*
14. My department has encouraged me to integrate AI tools into my teaching or research.
15. My institution has encouraged me to integrate AI tools into my teaching or research.
16. I am aware of students using AI tools on their own.
17. Use of AI is primarily for cheating.
18. I am comfortable using AI tools in my teaching.
19. I have prior experience teaching computation as part of my discipline.
20. Learning to use AI tools is important for undergraduate majors in my discipline.
21. AI can help students solve more difficult problems.
22. AI allows me to introduce more challenging problems than I could otherwise.
23. I'm excited by the possibilities afforded by AI.
24. Integration of AI is attractive to funding agencies.
25. I'm concerned about integrating AI into education.
26. What pedagogical techniques do you use in your teaching? *Computer simulations or visualizations (e.g. PheT) / Personal response systems, e.g. Clickers, PollEverywhere, etc. / Peer Instruction / Traditional lecture / Active learning techniques Flipped classroom / I prefer to describe [free response]*
27. What sources of information do you consult to learn about AI in higher education? *Popular news sources / Discipline-specific news sources, e.g. APS News, C&E News, etc. / Colleagues in my department / Institutional support mechanism / Social media, e.g. LinkedIn, Bluesky, X, etc. / I prefer to describe [free response]*

28. What is your career stage? *Full Professor / Associate Professor / Assistant Professor / I have another title [free response]*
29. In what discipline did you get your last degree? *Physics / Chemistry / Astronomy / A different discipline [free response]*
30. What is the name of your department? *Chemistry / Astronomy / Physics and Astronomy / Physics / A different department [free response]*
31. What is the highest degree awarded by your department? *Doctoral / Masters / Bachelors / Associates*
32. How would you describe your institution? (Check all that apply) *A research university / Minority Serving Institution / A primarily undergraduate institution / Rural / A liberal arts college / Urban / Private / State / I prefer to describe [free response]*
33. If you have any other thoughts around AI in Higher Education that you feel were not captured by this survey, feel free to enter them here.

Initial codes

A list of initial codes produced in the first stage of qualitative analysis is shown in table A1.

-
- [1] S. Küchemann and J. Kuhn, *Phys. Rev. Phys. Educ. Res.* **22**, 010001 (2026).
- [2] E. Yuriev, D. J. Wink, and T. A. Holme, *J. Chem. Educ.* **101**, 2957 (2024), <https://doi.org/10.1021/acs.jchemed.4c00836>.
- [3] P. Wattanakasiwich, K. Kaewkhong, and D. Katwibun, *Phys. Rev. Phys. Educ. Res.* **21**, 010155 (2025).
- [4] V. Skogvoll and T. Odden, *European Journal of Physics* **10.1088/1361-6404/ae55e0** (2026).
- [5] A. Ghimire, J. Pather, and J. Edwards, in *2024 IEEE Frontiers in Education Conference (FIE)* (IEEE Computer Society, Los Alamitos, CA, USA, 2024) pp. 1–9.
- [6] A. de Silva, I. H. J. Song, H. Yang, and S. R. Humayoun, *Stem faculty perspectives on generative ai in higher education* (2026), arXiv:2603.04001 [cs.CY].
- [7] G. Lawrie, *Chem. Educ. Res. Pract.* **24**, 392 (2023).
- [8] P. Tschisgale, H. Maus, F. Kieser, B. Kroehs, S. Petersen, and P. Wulff, *Phys. Rev. Phys. Educ. Res.* **21**, 020115 (2025).
- [9] G. Polverini, J. Melin, E. Önerud, and B. Gregorcic, *Phys. Rev. Phys. Educ. Res.* **21**, 010154 (2025).
- [10] J. K. West, J. L. Franz, S. M. Hein, H. R. Leverenz-Culp, J. F. Mauser, E. F. Ruff, and J. M. Zemke, *Journal of Chemical Education* **100**, 4351 (2023), <https://doi.org/10.1021/acs.jchemed.3c00581>.
- [11] E. A. Alasadi and C. R. Baiz, *Journal of Chemical Education* **101**, 2716 (2024), <https://doi.org/10.1021/acs.jchemed.4c00138>.
- [12] M. N. Dahlkemper, S. Z. Lahme, and P. Klein, *Phys. Rev. Phys. Educ. Res.* **19**, 010142 (2023).
- [13] J. Lademann, J. Henze, and S. Becker-Genschow, *Phys. Rev. Phys. Educ. Res.* **21**, 010147 (2025).
- [14] E. F. Ruff, M. A. Engen, J. L. Franz, J. F. Mauser, J. K. West, and J. M. O. Zemke, *Journal of Chemical Education* **101**, 2483 (2024), <https://doi.org/10.1021/acs.jchemed.4c00248>.
- [15] S. Kilde-Westberg, A. Johansson, and J. Enger, *Phys. Rev. Phys. Educ. Res.* **21**, 020119 (2025).
- [16] D. Tong, B. Jin, Y. Tao, H. Ren, A. Y. M. Atiquil Islam, and L. Bao, *Phys. Rev. Phys. Educ. Res.* **21**, 010149 (2025).
- [17] S. A. Gumbatar, G. T. Sirin, O. C. Ilkyaz, and Y. Mutlu, *Chem. Educ. Res. Pract.* **26**, 977 (2025).
- [18] A. A. Fernández, M. López-Torres, J. J. Fernández, and D. Vázquez-García, *Journal of Chemical Education* **101**, 3780 (2024), <https://doi.org/10.1021/acs.jchemed.4c00231>.
- [19] P. P. Martin and N. Graulich, *Chem. Educ. Res. Pract.* **24**, 407 (2023).
- [20] Y. Jiang, X.-M. Feng, Y. Liu, Y. Wang, L. Xie, and L. Bao, *Phys. Rev. Phys. Educ. Res.* **22**, 010116 (2026).
- [21] S. Noy and W. Zhang, *Science* **381**, 187 (2023).
- [22] E. Brynjolfsson, D. Li, and L. Raymond, *The Quarterly Journal of Economics* **140**, 889 (2025).
- [23] C. K. Lo, K. F. Hew, and M. S.-y. Jong, *Computers & Education* **219**, 105100 (2024).
- [24] T. J. Atherton, *American Journal of Physics* **91**, 7 (2023).
- [25] M. D. D. Caballero, ed., *Integrating Computing into the Undergraduate Physics Curriculum*, 2053-2563 (IOP Publishing, 2025).
- [26] L. McNeil and P. Heron, *Physics Today* **70**, 38 (2017).
- [27] A. L. Graves and A. D. Light, *Computing in Science & Engineering* **22**, 50 (2019), 2004.04237.
- [28] A. Phillips, E. Gouvea, B. Gravel, P.-H. Beachemin, and T. Atherton, *Physical Review Physics Education Research* **19**, 010121 (2023).
- [29] M. D. Caballero and L. Merner, *Physical Review Physics Education Research* **14**, 020129 (2018), 1712.07701.
- [30] N. T. Young, G. Allen, J. M. Aiken, R. Henderson, and M. D. Caballero, *Physical Review Physics Education Research* **15**, 010114 (2019).
- [31] E. Behringer, AAPT (2017).
- [32] M. D. Caballero, N. Chonacky, L. Engelhardt, R. C. Hilborn, M. L. d. Puerto, and K. R. Roos, *The Physics Teacher* **57**, 397 (2019).
- [33] A. R. McDonald, J. A. Nash, P. S. Nerenberg, K. A. Ball, O. Sode, J. J. Foley IV, T. L. Windus, and T. D. Crawford, *International Journal of Quantum Chemistry* **120**, e26359 (2020), <https://onlinelibrary.wiley.com/doi/pdf/10.1002/qua.26359>.
- [34] G. Yin Stokes, *How faculty with minimal programming experience implemented jupyter notebooks in physical and general chemistry courses*, in *Teaching Programming across the Chemistry Curriculum*, Chap. 2, pp. 13–27, <https://pubs.acs.org/doi/pdf/10.1021/bk-2021-1387.ch002>.

Code	Brief Description
Coding	Including any programming task.
Visualization	Including figures and explanatory visualizations.
AI-development	Active engagement in AI design and algorithms.
End-user	Referring to specific AI tools (e.g., AlphaFold, course-specific chatbots).
Ideation	Brainstorming or conversations with another scientist.
Basic-info	Getting information about unfamiliar fields, similar to an interactive encyclopedia.
Resource-gathering	Literature review or identifying relevant software/resources.
Writing	Generating text, tone edits, proofreading, outlining, or compressing text.
Administrata	Administrative tasks, including spreadsheets and organizational work.
Sentiment-positive	Quote expresses a positive or very positive sentiment toward AI.
Sentiment-negative	Quote expresses a negative or very negative sentiment toward AI.
Generation	Creation of new things, documents, text, or other outputs.
Refinement	Improvement or revision of text, documents, or related materials.
Empathy	Considering how students might react to content or rewriting difficult emails.
Assessing-AI	AI-proofing, teaching students to evaluate AI responses, or effective AI practices.
Exploration	Innovation, exploration, curiosity, recommendations, or news discovery.
Productivity	Efficiency gains or support provided by AI.
Validation	Improving quality or checking correctness.
Reliability	Challenges or limitations encountered when using AI.
Obligation	Feeling pressure or necessity to use AI to stay informed or competitive.
Accessibility	Concerns about cost, access, or limitations of AI systems.
Ethical	Ethical concerns or obstacles related to AI use.
Learning-concerns	Tradeoffs between reduced independent thinking and increased productivity.
Nomenclature	Comments about how AI, LLM, or ML are identified or described.
Institutional	Comments about institutions and their role or response to AI.

Table A1. Codebook of AI-related themes and descriptions

- [35] C. L. Vizcarra, R. F. Trainor, A. Ringer McDonald, C. T. Richardson, D. Potoyan, J. A. Nash, B. Lundgren, T. Luchko, G. M. Hocky, J. J. Foley, T. J. Atherton, and G. Y. Stokes, *Nature Computational Science* **4**, 803 (2024).
- [36] D. E. Gardner, G. Y. Stokes, A. Ringer McDonald, C. M. Teague, and E. S. Thrall, eds., *Engaging Students in Physical Chemistry, Volume 2*, ACS Symposium Series, Vol. 1515 (American Chemical Society, 2025).
- [37] C. J. Burke and T. J. Atherton, *American Journal of Physics* **85**, 301 (2017).
- [38] T. O. B. Odden, E. Lockwood, and M. D. Caballero, *Physical Review Physics Education Research* **15**, 020152 (2019), 1910.03316.
- [39] S. A. Papert, *Mindstorms: Children, computers, and powerful ideas* (Basic books, 2020).
- [40] D. Laurillard, *CONSTRUCTIONISM 2020*, 29.
- [41] K. H. Fredly, T. O. B. Odden, and B. M. Zwickl, How undergraduate physics students use generative ai for computational modeling (2026), arXiv:2603.06342 [physics.ed-ph].
- [42] R.-K. Seong, *Phys. Rev. D* **111**, 086013 (2025).
- [43] H. Wu and D. F. Agterberg, *Phys. Rev. Mater.* **9**, 124408 (2025).
- [44] E. Rogers, *Diffusion of innovations* 5th (2003).
- [45] V. Venkatesh, M. G. Morris, G. B. Davis, and F. D. Davis, *MIS quarterly* **27**, 425 (2003).
- [46] M. Dancy and C. Henderson, *American Journal of Physics* **78**, 1056 (2010).
- [47] C. Henderson, M. Dancy, and M. Niewiadomska-Bugaj, *Physical Review Special Topics - Physics Education Research* **8**, 020104 (2012).
- [48] M. Dancy, C. Henderson, N. Apkarian, E. Johnson, M. Stains, J. R. Raker, and A. Lau, *Physical Review Physics Education Research* **20**, 010119 (2024).
- [49] T. Greenhalgh, G. Robert, F. Macfarlane, P. Bate, and O. Kyriakidou, *The milbank quarterly* **82**, 581 (2004).
- [50] L. Xue, A. M. Rashid, and S. Ouyang, *Sage Open* **14**, 21582440241229570 (2024).
- [51] R. Noureddine, D. Boote, and L. O. Campbell, *Education and Information Technologies* **30**, 16687 (2025).
- [52] R. P. Bagozzi, *Journal of the association for information systems* **8**, 3 (2007).
- [53] J. Jumper, R. Evans, A. Pritzel, T. Green, M. Figurenov, O. Ronneberger, K. Tunyasuvunakool, R. Bates, A. Židek, A. Potapenko, *et al.*, *nature* **596**, 583 (2021).
- [54] U. Olsson, *Psychometrika* **44**, 443 (1979).
- [55] L. R. Fabrigar and D. T. Wegener, *Exploratory factor analysis* (Oxford University Press, 2012).
- [56] W. Revelle, *psych: Procedures for Psychological, Psychometric, and Personality Research*, Northwestern University, Evanston, Illinois (2026), r package version 2.6.1.
- [57] N. Holmes, B. Keep, and C. E. Wieman, *Physical Review Physics Education Research* **16**, 010109 (2020).
- [58] E. M. Smith, M. M. Stein, and N. Holmes, *Physical Review Physics Education Research* **16**, 010113 (2020).
- [59] D. Hammer, *American journal of physics* **68**, S52 (2000).