
Entropy-Gradient Inversion: Moving Toward Internal Mechanism of Large Reasoning Models

Junyao Yang^{1,3*}, Chen Qian^{2,3*}, Kun Wang⁵, Linfeng Zhang⁴,
Quanshi Zhang⁴, Yong Liu^{2†}, Dongrui Liu^{3†}

¹National University of Singapore, ²Renmin University of China

³Shanghai Artificial Intelligence Laboratory, ⁴Shanghai Jiao Tong University

⁵Nanyang Technological University

junyao.yang@u.nus.edu, liudongrui@pjlab.org.cn

Abstract

The advancement of Large Reasoning Models (LRMs) has catalyzed a paradigm shift from reactive “fast thinking” text generation to systematic, step-by-step “slow thinking” reasoning, unlocking state-of-the-art performance in complex mathematical and logical tasks. However, the field faces *the fundamental gap between token-level behavioral analysis and internal reasoning mechanisms, and the instability of reinforcement learning (RL) for reasoning optimization relying on costly external verifiers*. We identify and formally define **Entropy-Gradient Inversion**, a robust negative correlation between token entropy and logit gradients that acts as a definitive geometric fingerprint for LRM reasoning capability. Building on this, we propose **Correlation-Regularized Group Policy Optimization (CorR-PO)**, which embeds this inversion signature into RL reward regularization. Extensive experiments on various reasoning benchmarks across multiple model scales show CorR-PO consistently outperforms state-of-the-art baselines, confirming that stronger inversion directly correlates with superior reasoning performance.

1 Introduction

The development of Large Reasoning Models (LRMs) shifts away from quick text generation and toward careful, step-by-step reasoning [Grattafiori et al., 2024, Yang et al., 2024a, 2025]. This paradigm shift, frequently analogized to the cognitive transition from “fast thinking” to “slow thinking” [Kahneman, 2011, Jaech et al., 2024, Guo et al., 2025], has unlocked unprecedented capabilities in complex domains such as mathematics, logic, and competitive programming [OpenAI, 2025, Team, 2025]. Recent breakthroughs, notably DeepSeek-R1 and OpenAI o1-like models [Guo et al., 2025, Jaech et al., 2024], have demonstrated that these profound reasoning behaviors, such as self-verification, reflection, and strategic backtracking, can emerge purely through large-scale Reinforcement Learning (RL) [Guo et al., 2024, Yu et al., 2025].

To reveal the mechanism of LRMs’ reasoning capabilities, token-level entropy has emerged as a central diagnostic signal that quantifies step-wise uncertainty and governs the balance between exploration and exploitation in RL-driven reasoning, whereby high-entropy “forking” tokens drive policy improvement and entropy collapse precipitates premature convergence [Wang et al., 2025, Cui et al., 2025, Qian et al., 2025]. Beyond optimization, entropy consistently serves as a critical metric for cognitive transitions in LRMs, including pivotal guiding tokens, reflective verification actions, and the emergence of rare alternative solutions throughout reasoning trajectories [Li et al., 2025a, Cheng et al., 2025, Cui et al., 2025]. While prior work has established an inextricable link between

*Equal contribution.

†Corresponding author.

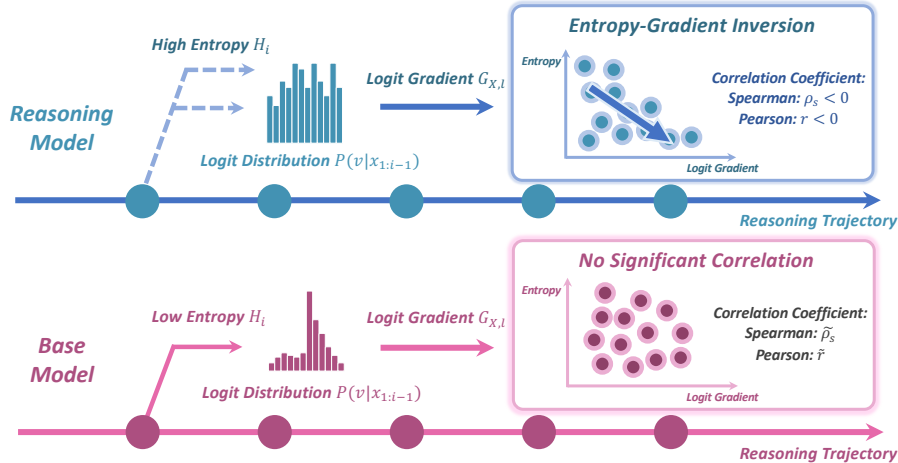


Figure 1: **Illustration of the Entropy-Gradient Inversion.** **Top part:** In **Base Models**, output entropy and logit gradients exhibit **No Significant Correlation**, shown as both spearman ρ_s and pearson r correlation coefficient. **Bottom part:** **Reasoning Models** demonstrate the **Entropy-Gradient Inversion**, serving as a fingerprint for the transition to the slow thinking.

token entropy and LLM reasoning, a natural question arises: why do reasoning models exhibit such an entropy feature? In addition, what underlying mechanisms connect entropy to the internal representations of the model? Although entropy provides valuable token-level uncertainty signals, **fully elucidating the “slow thinking” requires moving beyond output sequences to investigate the underlying architecture and evolution of internal hidden states** [Zhang et al., 2026, 2025, Saphra and Wiegrefe, 2024, Li et al., 2025b]. [Abnar and Zuidema, 2023, Yang et al., 2026a].

To bridge this gap between external behavior and internal mechanisms, we leverage gradient-based analysis as a diagnostic tool that couples internal parameter sensitivities with output-level features [Belanger and McCallum, 2017, Li et al., 2025a], thereby exposing geometric correlations that structurally characterize the reasoning process in LRMs [Abnar and Zuidema, 2023, Yang et al., 2026a]. Driven by this motivation, we conduct a preliminary exploration using state-of-the-art models to calculate the correlation between token-level prediction entropy and the L_1 norm of corresponding logit gradients. As illustrated in Figure 1, the bottom part shows that base models and safety-aligned models without RL training exhibit **No Significant Correlation** between token-level entropy and logit gradients. Notably, in the context of LRMs, we observe a striking phenomenon where **LRMs demonstrate a strong negative correlation between token-level entropy and logit gradients across all evaluation datasets**, a behavior that we formally define as the **Entropy-Gradient Inversion** phenomenon, as illustrated in the upper part of Figure 1 and detailed in Section 2.2. To further investigate how the inversion effect evolves across model training, we characterize the **Training Dynamics** of the Entropy-Gradient phenomenon, as detailed in Section 2.3. Surprisingly, we observe that this inversion effect emerges rapidly during Supervised Fine-Tuning (SFT) [Hu et al., 2021] and strengthens further via Reinforcement Learning (RL), an observation that tightly links this signature’s emergence to the model’s developing reasoning capability. This negative correlation serves as a fingerprint for the mastery of slow thinking trajectories within LRMs compared to standard instruct-tuned models, progressively strengthening throughout training stages.

Driven by the signal of Entropy-Gradient Inversion to reveal the internal mechanism of LRMs, we observe that this signature tightly couples with strong reasoning capability yet only gradually realizes across post-training process, wondering if it is possible that **the Entropy-Gradient Inversion pattern can be directly incorporated as an inductive prior into the reinforcement learning training process of LRMs**, thereby accelerating the acquisition of stronger reasoning capability and achieving more stable state-of-the-art reasoning performance. Based on this key insight, we propose **Correlation-Regularized Group Policy Optimization (CorR-PO)**. Building on Group Relative Policy Optimization (GRPO) [Guo et al., 2024], CorR-PO embeds our discovered geometric heuristic directly into the reward function. Specifically, we compute the Spearman correlation coefficient $\rho_{E,I}$ [Spearman, 1961] between reasoning trajectory **Average Step Entropy** and logit gradients as textbfInternal Gradient Influence, and design a **Correlation Regularization Reward** $R_{\text{corr}} = -(1 + \rho_{E,I})$ to

penalize weak or positive correlations linked to “fast thinking”. This regularizes the model’s latent space to form reasoning structures early in RL training, and experiments show CorR-PO outperforms state-of-the-art baselines across benchmarks.

2 Entropy-Gradient Inversion: An Internal Geometric Metric of LLMs’ Slow Thinking Mechanism

To investigate the internal mechanism in LLMs [Li et al., 2025c, Xu et al., 2025], we examine how prediction entropy relates to internal gradients in this section. Subsection 2.1 formalizes token-level gradient influence, entropy, and their correlation. Subsection 2.2 compares base, safety-aligned, and reasoning models, uncovering a reasoning-exclusive negative correlation we term *Entropy-Gradient Inversion*. Subsection 2.3 tracks how this inversion emerges during SFT and strengthens under RL.

2.1 Preliminaries: Mathematical Foundations of Gradient Influence and Entropy

In this subsection, we formalize the core metrics used to quantify the internal gradient dynamics and external prediction uncertainty of LLMs, which lay the foundation for our subsequent analysis of the Entropy-Gradient Inversion phenomenon.

Quantifying LLM prediction via output entropy and logit gradient. To quantify internal response of the model and its relationship with prediction uncertainty, we compute the gradient dynamics of the primary attention projection layers and the corresponding output entropy. For token t_i at layer l , we derive the gradient matrix $G_{X,l}$ where $X \in \{Q, K, V, O\}$ projection heads. The intensity of these updates is measured using the nuclear norm, defined as the l_1 norm of the matrix’s singular values σ_j , and the overall influence \bar{I}_{t_i} is obtained by averaging these norms across all L layers:

$$s_{X,l} = \|G_{X,l}\|_* = \sum_j |\sigma_j|, \quad \bar{I}_{t_i} = \frac{1}{L} \sum_{l=1}^L \sum_{X \in \{Q,K,V,O\}} s_{X,l}. \quad (1)$$

Simultaneously, we measure the prediction uncertainty using the Shannon entropy E_i of the predictive distribution $P(v|x_{1:i-1})$ over the vocabulary V :

$$E_i = - \sum_{v \in V} P(v|x_{1:i-1}) \cdot \log_2 P(v|x_{1:i-1}). \quad (2)$$

Estimating the entropy and gradient through correlation. The structural relationship between internal gradient intensity and external uncertainty is formally characterized using the Spearman $\rho = \frac{\sum_{i=1}^N (R(E_i) - \bar{R}(E))(R(I_i) - \bar{R}(I))}{\sqrt{\sum_{i=1}^N (R(E_i) - \bar{R}(E))^2 \sum_{i=1}^N (R(I_i) - \bar{R}(I))^2}}$, where $\bar{R}(E)$ and $\bar{R}(I)$ are the mean ranks of Entropy

E_i and Gradient Influence \bar{I}_{t_i} , and Pearson $r = \frac{\sum_t (\bar{I}_t - \bar{I})(E_t - \bar{E})}{\sqrt{\sum_t (\bar{I}_t - \bar{I})^2 \sum_t (E_t - \bar{E})^2}}$ correlation coefficient

[Spearman, 1961, Pearson, 1896] between the logit overall inference \bar{I}_t and entropy E_i for a set of n unique tokens. This correlation serves as an indicator that reflects the relationship between model’s internal gradient representations and its external outputs entropy as the model’s reasoning capability.

2.2 Entropy-Gradient Inversion: The Reasoning Fingerprint in LLMs

With the quantitative metrics defined in Section 2.1, we evaluate token-level prediction entropy and logit gradient magnitude correlations across base, safety-aligned, and reasoning models.

Preliminary setup. To validate the uniqueness of the Entropy-Gradient Inversion phenomenon in LLMs, we conduct controlled empirical analysis variants with consistent model architecture but different training objectives: Qwen2.5-7B [Yang et al., 2024a] specifically serves as the **Base Model**, Low-Rank Adaptation [Hu et al., 2021] fine-tunes the model on Safety-Tuned Dataset [Bianchi et al., 2024] which yields the **Safe Model**, and DeepSeek-R1-Distill-Qwen-7B [Guo et al., 2025] represents the **Reasoning Model**. To evaluate correlation across diverse task distributions, we use three datasets: ARC-C [Clark et al., 2018] as **Base Samples**, hh-rlhf [Bai et al., 2022a] as **Safety Samples**, and OpenThoughts-114k-math [Guha et al., 2025] as **Reasoning Samples**. Methods hyperparameter settings of preliminary experiments are shown in Appendix B.

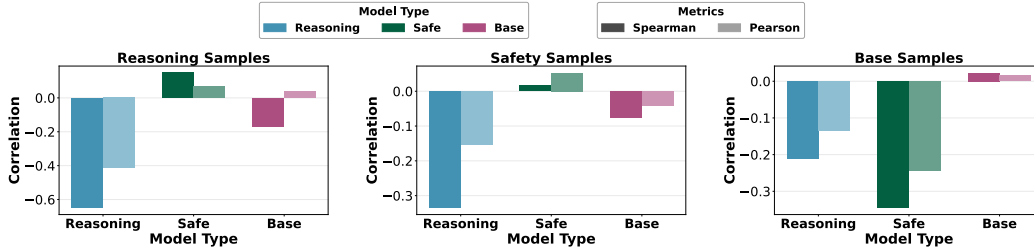


Figure 2: **Spearman correlation between logit gradient nuclear norm and token entropy across different model types on Qwen2.5-7B family.** The subfigures illustrate the correlation analysis conducted on different data distributions, specifically showing **Left: Reasoning Samples**, **Middle: Safety Samples**, and **Right: Base Samples**. In each case, we evaluate three distinct model variants (Reasoning, Safety, and Base models) to demonstrate the consistent monotonic relationship between gradient sensitivity and predictive uncertainty across both diverse tasks and model alignment stages.

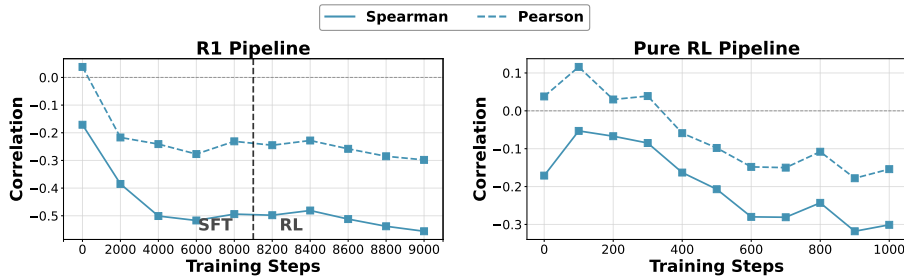


Figure 3: **Comparative analysis of correlation variance across three training methodologies using Qwen2.5-7B.** **Left:** The standard DeepSeek-R1 pipeline, consisting of sequential SFT on reasoning data followed by GRPO-based reinforcement learning, for better visualization, every 2000 steps in SFT stage has the same width compared with every 200 steps in RL stage. **Right:** A pure RL pipeline where GRPO is applied directly to the base model without an SFT warm-up phase.

Entropy-Gradient Inversions serves as a fingerprint that represents reasoning capabilities in LRMs. As shown in Figure 2 (Left), Reasoning Model exhibits a robust negative Spearman correlation of $\rho = -0.649$ on reasoning samples. In contrast, the Base model shows a weak negative correlation of $\rho = -0.171$, while the Safe Model demonstrates a positive correlation of $\rho = 0.148$. These results indicate that in non-reasoning models, high entropy necessitates a larger gradient update to rectify the prediction, whereas reasoning models have internalized the structural logic of reasoning paths, allowing high-entropy tokens to maintain a low gradient impact on the model’s weights. This negative correlation indicates that LRMs have internalized structural reasoning logic, enabling high-entropy “slow thinking” tokens to maintain minimal gradient impact on model weights.

Key Finding 1. The Entropy-Gradient Inversion phenomenon exists as a unique reasoning “fingerprint” in LRMs. Only reasoning models, featuring emergent long chain-of-thought and self-reflection capabilities, exhibit a robust negative correlation between token entropy and gradient magnitude, while base and safety-aligned models show weak negative or even positive correlations.

2.3 Training Dynamics: The Evolution of Entropy-Gradient Inversion via SFT and RL Stages

Having established Entropy-Gradient Inversion as a unique fingerprint of mature LRMs, a natural question arises: *at which stage of reasoning-enhancement training does this fingerprint emerge, and how is it progressively shaped?* This subsection tracks dynamic entropy-gradient correlation changes across the standard LRM pipeline using SFT and RL.

Training Dynamics experiments setup. The emergence of the inversion phenomenon is tracked through the R1 training pipeline, involving LoRA as SFT method [Ouyang et al., 2022a] and GRPO [Guo et al., 2024] with OpenThoughts-114k-math [Face, 2025] and OpenR1-Math-220k [Face, 2025] as the training dataset. During SFT, the model minimizes the negative log-likelihood of reasoning trajectories \mathcal{D} using $\mathcal{L}_{\text{SFT}}(\theta) = -\mathbb{E}_{(x,y) \sim \mathcal{D}} \left[\sum_{t=1}^{|y|} \log \pi_{\theta}(y_t | x, y_{<t}) \right]$. Following SFT,

GRPO refines the policy by maximizing a clipped surrogate objective using group-based advantage estimation. The core optimization objective of GRPO is defined as:

$$\mathcal{J}_{\text{GRPO}}(\theta) = \mathbb{E} \left[\frac{1}{m} \sum_{i=1}^m \min \left(r_{i,t} A_i, \text{clip}(r_{i,t}; 1 - \epsilon, 1 + \epsilon) A_i \right) - \beta D_{\text{KL}}(\pi_{\theta} \parallel \pi_{\text{ref}}) \right], \quad (3)$$

where $r_{i,t}$ is the probability ratio between the current policy and the reference policy, group advantage A_i can be derived by reward R_i minus the group mean $A_i = \frac{R_i - \frac{1}{G} \sum_{j=1}^G R_j}{\sqrt{\frac{1}{G} \sum_{j=1}^G (R_j - \frac{1}{G} \sum_{k=1}^G R_k)^2}}$. $r_{i,t}$ is the probability ratio between current and reference policy, G is the group size, ϵ is the clipping threshold, and βD_{KL} is the KL divergence penalty to prevent policy drift from the reference model.

Entropy-Gradient Inversion Evolution through SFT and RL stages. The training dynamics of models are visualized in Figure 3 (Left). During SFT, the correlation shifts from the base level of -0.171 to approximately -0.308 within the first 200 steps, eventually reaching -0.494 at step 8000. In the subsequent RL stage using GRPO, the model further strengthens this inversion effect during its search for optimal reasoning paths, before converging to a final Spearman correlation of -0.556 .

Evolution and Convergence through RL stages. Figure 3 (Right) displays the pure reinforcement learning method same as the R-Zero pipeline. The RL trajectory exhibits initial instability during the first 300 steps, with correlation oscillations driven by the reinforcement learning exploration process. We refer to this phase as the initial exploration of RL training, which eventually converges to a Spearman coefficient of -0.318 . This progression suggests that RL reinforces the inversion to solidify the model’s slow thinking mechanism. Detailed entropy-gradient results across different model architectures and formula derivation are provided in Appendix C and D.

Key Finding 2. *The Entropy-Gradient Inversion phenomenon emerges rapidly during SFT with a clear “phase transition” in the early training steps, and is further strengthened and solidified by subsequent RL training. While pure RL without SFT warm-up suffers from training instability and fails to achieve strong inversion, the standard SFT+RL pipeline drives the correlation to a significantly deeper negative state, which directly aligns with the model’s superior reasoning performance.*

3 CorR-PO: Leveraging Entropy-Gradient Inversion to Boost LRM Reasoning

Given that the Entropy-Gradient Inversion tightly couples with strong reasoning capability yet only gradually realizes across post-training, a natural research question arises: rather than waiting for this geometric signature to emerge passively as a by-product of outcome-level optimization, *can we explicitly embed it as a per-response regularization into the reinforcement learning reward, so as to steer LRMs toward reasoning-aligned latent structures from the outset of training and achieve more stable state-of-the-art reasoning performance?*

To address this, we draw insights from our analysis of Entropy-Gradient Inversion. We propose a simple yet effective technique to improve LRMs’ reasoning performance, and introduce CorR-PO, an Entropy-Gradient Correlation guided reinforcement learning method for LLMs that augments GRPO [Guo et al., 2024] with a specialized correlation regularization reward. Rather than rewarding diversity in output space, CorR-PO introduces an intrinsic penalty that actively suppresses geometric configurations associated with fast thinking during reasoning steps.

3.1 Preliminaries and Group-Relative Policy Optimization

Autoregressive LLMs. Let \mathcal{X} be a set of prompts and \mathcal{Y} be the response. For $x \in \mathcal{X}$, a response is the token sequence $y = (y_1, \dots, y_L) \in \mathcal{Y}$. An autoregressive LLM with parameters θ is defined as:

$$\pi_{\theta}(y | x) = \prod_{t=1}^L \pi_{\theta}(y_t | x, y_{<t}). \quad (4)$$

Reinforcement Learning in LLMs. For each prompt x we generate a set of m candidate responses $\{y^{(i)}\}_{i=1}^m$ from a fixed behavior policy $\pi_{\theta^{\text{old}}}$ using auto-regressive sampling. Each response receives a base scalar reward $R_i \in \mathbb{R}$, e.g., a verifiable pass/fail or a task-specific score.

Group-Relative Policy Optimization. GRPO [Guo et al., 2024] dispenses with a learned critic and estimates groupwise advantages by standardizing rewards within the group. Specifically, it computes the group mean reward as $\text{mean}(R_1, \dots, R_G) = \frac{1}{m} \sum_{i=1}^m R_i$, then calculates the group standard deviation $\text{std}(R_1, \dots, R_G) = \sqrt{\frac{1}{m} \sum_{i=1}^m (R_i - \text{mean}(R_1, \dots, R_G))^2} + \varepsilon$ with $\varepsilon > 0$ for numerical stability, and finally derives the advantage for each response as $A_i = \frac{R_i - \text{mean}(R_1, \dots, R_G)}{\text{std}(R_1, \dots, R_G)}$. Let:

$$r_{i,t} = \frac{\pi_\theta(y^{(i)} | x)}{\pi_{\theta^{\text{old}}}(y^{(i)} | x)}, \quad \text{clip}(u; 1 - \epsilon, 1 + \epsilon) = \min\{\max\{u, 1 - \epsilon\}, 1 + \epsilon\}, \quad (5)$$

and let $D_{\text{KL}}(\pi_\theta \| \pi_{\text{ref}})$ be a per-prompt KL penalty to a reference policy (e.g., the Base model). The GRPO objective is derived into Equation 3. The clipping term stabilizes policy updates, while the KL regularizer prevents drift from the reference policy. CorR-PO modifies only the way rewards are constructed, leaving PPO-style clipping and KL control unchanged.

3.2 CorR-PO: Regularize Inversion Correlation via Group Policy Optimization

Utilizing the correlation feature of Entropy-Gradient Inversion in Section 2, **Correlation-Regularized Group Policy Optimization (CorR-PO)** transcends the traditional reliance on singular outcome rewards by directly embedding our discovered geometric heuristic rule into the GRPO framework. To operationalize the geometric properties of slow thinking, we systematically evaluate the correlation dynamics between predictive uncertainty and internal gradient across the reasoning trajectory.

Uncertainty Prediction via Step Average Entropy. The generated sequence of tokens is segmented into N distinct reasoning sentences, where s_i denotes the collection of tokens belonging to the i -th sentence. For each sentence $i \in \{1, 2, \dots, N\}$, we compute the Step Average Entropy (E_i). Following the phenomenon uncovered in Section 2, Step Average Entropy quantifies the model’s predictive uncertainty during the reasoning phase and is calculated as the average token-level predictive entropy across all tokens within the sentence:

$$E_i = \frac{1}{|s_i|} \sum_{t \in s_i} H_i = - \sum_{v \in V} P(v|x_{1:i-1}) \cdot \log_2 P(v|x_{1:i-1}). \quad (6)$$

Internal Gradient Influence. To evaluate the structural properties of the model’s latent space, we derive the overall Gradient Influence (\bar{I}_t) by computing the nuclear norm of the gradient matrices $G_{X,l}^{(t)}$ for each token t across all L layers:

$$s_{X,l}^{(t)} = \|G_{X,l}^{(t)}\|_* = \sum_j |\sigma_j|, \quad \bar{I}_t = \frac{1}{L} \sum_{l=1}^L \sum_{X \in \{Q,K,V,O\}} s_{X,l}^{(t)}. \quad (7)$$

Correlation Regularization Reward. After processing the full reasoning sequence, we construct two length- N arrays to characterize reasoning dynamics: a step entropy array $E = [E_1, E_2, \dots, E_N]$ for quantifying predictive uncertainty per reasoning step and a gradient influence array $I = [\bar{I}_1, \bar{I}_2, \dots, \bar{I}_N]$ for measuring internal parameter update intensity. We use the Spearman rank correlation [Spearman, 1961] $\rho_{E,I}$ to capture their relationship, which relies on ranks rather than raw values, making it robust to outliers and effective at detecting monotonic associations, which aligns with our goal of identifying the inversion signature.

To compute $\rho_{E,I}$, we first convert raw values in E and I to their corresponding ranks, denoted $R(E_i)$ and $R(I_i)$ for step i , where $\bar{R}(E)$ and $\bar{R}(I)$ represent the mean ranks of E_i and \bar{I}_i , respectively. The Spearman correlation, which can be formulated as the Pearson correlation of ranks, and the regularization reward can be derived as:

$$\rho_{E,I} = \frac{\sum_{i=1}^N (R(E_i) - \bar{R}(E))(R(I_i) - \bar{R}(I))}{\sqrt{\sum_{i=1}^N (R(E_i) - \bar{R}(E))^2 \sum_{i=1}^N (R(I_i) - \bar{R}(I))^2}}, \quad (8)$$

$$R_{\text{corr}} = -(1 + \rho_{E,I}). \quad (9)$$

The offset +1 in the correlation-based regularization shifts $\rho_{E,I} \in [-1, 1]$ into $R_{\text{corr}} \in [-2, 0]$, yielding a one-sided non-positive penalty that never competes with the accuracy reward. By penalizing

Table 1: Main results of CorR-PO and baseline methods on AIME24, MATH500, GSM8k with Qwen2.5-7B-Math as the base model. All numbers are percentage performances and the best performance among all methods on each dataset is highlighted in **bold**, while the second-best is marked with underline. Average \uparrow column indicate average performance across all benchmarks.

Datasets	AIME24			MATH500			GSM8k			Average \uparrow
	Pass@1	Pass@16	Major@16	Pass@1	Pass@16	Major@16	Pass@1	Pass@16	Major@16	
Base	10.0	40.0	20.0	60.4	90.8	79.8	82.3	97.3	90.2	63.4
GRPO	16.7	<u>50.0</u>	23.3	<u>71.4</u>	90.6	80.2	82.8	<u>97.5</u>	90.6	67.0
DAPO	26.7	40.0	<u>26.7</u>	71.0	91.0	80.2	<u>84.2</u>	97.3	<u>91.9</u>	67.7
Dr.GRPO	16.7	<u>50.0</u>	<u>26.7</u>	69.6	90.0	79.2	83.7	96.9	89.6	66.9
GSPO	23.3	<u>50.0</u>	<u>26.7</u>	70.8	<u>91.4</u>	<u>81.6</u>	85.5	97.1	91.1	68.6
CorR-PO	<u>23.3</u>	56.7	26.7	72.6	91.4	80.6	83.7	97.6	91.9	69.4

non-negative correlations $\rho_{E,I} \geq 0$, we steer the model’s latent space toward structured “slow thinking” trajectories, reducing RL’s reliance on costly external verifiers and stabilizing training.

CorR-PO Objective. The intrinsic correlation regulation R_{corr} derived in Equation 9 is scaled by a hyperparameter λ_{corr} and integrated with the rule-based ground-truth accuracy reward R_{acc} . The final sequence-level total reward is formulated as:

$$R_{total} = R_{acc} + \lambda_{corr}R_{corr} = R_{acc} - \lambda_{corr}(1 + \rho_{E,I}). \quad (10)$$

By utilizing this correlation-regularized reward R_{total} to compute the group-relative advantages A_i (standardized within a group of size G), we optimize the policy using the modified objective function:

$$\mathcal{J}_{CorR-PO}(\theta) = \mathbb{E} \left[\frac{1}{G} \sum_{i=1}^G \frac{1}{|o_i|} \sum_{t=1}^{|o_i|} (\min(r_{i,t}A_i, \text{clip}(r_{i,t}, 1 - \epsilon, 1 + \epsilon)A_i) - \beta D_{KL}) \right]. \quad (11)$$

Here, $|o_i|$ is the sequence length of the i -th output, $r_{i,t}$ denotes the probability ratio of the active policy to the reference policy, and βD_{KL} serves as a Kullback-Leibler divergence [Kullback and Leibler, 1951] penalty to prevent reward hacking. Ultimately, this guided optimization leverages internal mechanistic signals to augment domain-specific verifiers, alleviating the model’s dependence on external supervision while mitigating RL’s inherent optimization instability and enabling more stable state-of-the-art reasoning performance.

4 Experiments

4.1 Experiment Setup

Baselines. We compare CorR-PO against the unaligned **Base** model and state-of-the-art methods **GRPO** [Guo et al., 2024], **DAPO** [Yu et al., 2025], **Dr.GRPO** [Liu et al., 2025], and **GSPO** [Zheng et al., 2025]. Detailed baseline explanations and recommended hyperparameter settings are listed in A and B. **Training Set.** Following RL pipeline in Section 2.3, we utilize OpenR1-Math-220k [Face, 2025] as training dataset. **Evaluation.** We assess reasoning capabilities using Pass@1, Pass@16, and Major@16 metrics on **AIME24** [Veeraboina, 2023], **MATH500** [Lightman et al., 2023], and **GSM8k** [Cobbe et al., 2021]. **Models.** We adopt **Qwen2.5-7B-Math** [Yang et al., 2024b], **Qwen2.5-14B** [Yang et al., 2024a], **Qwen3-4B** and **Qwen3-1.7B** [Yang et al., 2025] for our primary experiments.

4.2 CorR-PO Improves Reasoning Performance through Correlation Regulation

CorR-PO achieves better reasoning performance compared with baseline methods. Table 1 presents the Pass@1, Pass@16, and Major@16 evaluation results on AIME24, MATH500, and GSM8k benchmarks, which cover mathematical reasoning and complex problem-solving scenarios, using Qwen2.5-7B-Math as the base model. CorR-PO achieves the highest average performance of 69.4, outperforming the best baseline GSPO by 0.8 percentage points and vanilla GRPO by 2.4 percentage points, and consistently leads on core sub-metrics across all benchmarks, demonstrating its ability to optimize model reasoning capability via the proposed correlation regularization.

Table 2: Main results of CorR-PO and baseline methods on AIME24, MATH500, GSM8k with Qwen2.5-14B as the base model. All numbers are percentage performances and the best performance among all methods on each dataset is highlighted in **bold**, while the second-best is marked with underline. Average \uparrow column indicate average performance across all benchmarks.

Datasets	AIME24			MATH500			GSM8k			Average \uparrow
	Pass@1	Pass@16	Major@16	Pass@1	Pass@16	Major@16	Pass@1	Pass@16	Major@16	
Base	10.0	40.0	20.0	60.4	90.8	<u>79.8</u>	82.3	97.3	90.2	63.4
GRPO	16.7	50.0	43.3	73.8	90.0	78.2	91.7	<u>98.3</u>	93.9	70.7
DAPO	23.3	50.0	40.0	71.0	89.8	76.0	<u>93.9</u>	97.9	95.5	70.8
Dr.GRPO	13.3	56.7	<u>46.7</u>	74.8	90.2	78.6	91.4	97.5	94.1	<u>71.5</u>
GSPO	16.7	50.0	43.3	75.0	90.4	76.8	92.6	97.8	<u>94.2</u>	70.8
CorR-PO	<u>20.0</u>	<u>53.3</u>	50.0	75.6	<u>90.6</u>	81.2	93.6	98.3	93.9	72.9

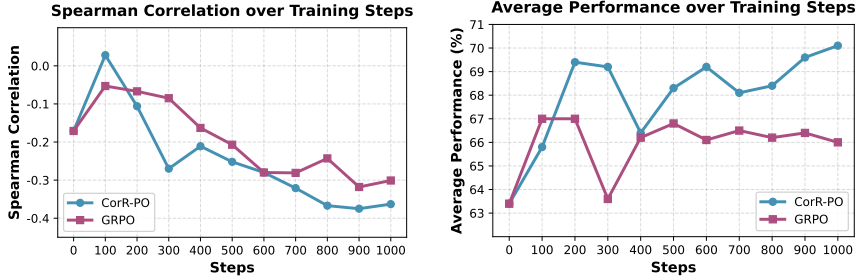


Figure 4: **Spearman correlation (Left) and average performance (Right) over training steps.** Stronger entropy-gradient inversion is positively correlated with model reasoning performance. As shown in the right subfigure, CorR-PO achieves better performance across multiple reasoning benchmarks compared with GRPO as the state-of-the-art baseline method.

CorR-PO performs stably across model families and scales. Table 2 shows CorR-PO reaches an average performance of 72.9 with Qwen2.5-14B as the base model, surpassing the top baseline Dr.GRPO by 1.4 percentage points, achieving leading results on key sub-metrics and consistently maintaining superiority over all competing baselines. For additional experiments and evaluations on model sizes such as Qwen3-1.7B and Qwen3-4B [Yang et al., 2025], please refer to Appendix E.

4.3 Training Dynamics

Model Achieves Stronger Entropy-Gradient Inversion through CorR-PO. As shown in Figure 4 (Left), it illustrates the dynamic evolution of the Spearman correlation coefficient between token entropy and logit gradient nuclear norm across 1000 training steps and we save the checkpoint every 100 steps for model evaluation during the training process. Compared with the state-of-the-art GRPO baseline, CorR-PO consistently drives the correlation from -0.171 to a more negative state of -0.363 at step 1000, surpassing GRPO’s -0.301 , rapidly forming and steadily maintaining the Entropy-Gradient Inversion characteristic of reasoning models.

Stronger Entropy-Gradient Inversion tends to represent better model reasoning performance. As shown in Figure 4 (Right), CorR-PO average performance increases to 70.1 at step 1000, outperforming the 66.0 GRPO baseline score. This trend is positively correlated with the stronger Entropy-Gradient Inversion effect observed in the left subfigure. Full training dynamics experiment results across all benchmarks can be found in Appendix F.

4.4 Hyperparameter Analysis

CorR-PO is robust to hyperparameter choices and benefits from sufficient correlation regularization. As shown in Table 3, we conduct a comprehensive hyperparameter analysis of CorR-PO on the Qwen2.5-7B-Math base model, evaluating two learning rates of 1.0×10^{-6} and 3.0×10^{-6} and four correlation regularization coefficients $\lambda_{corr} \in \{0.05, 0.15, 0.25, 0.35\}$ across AIME24, MATH500, and GSM8k benchmarks. All eight configurations fall within a narrow average range from 66.2 to 69.4, confirming that CorR-PO is not sensitive to specific hyperparameter choices. The

Table 3: Hyperparameter analysis of CorR-PO with varying learning rates and correlation regularization coefficient λ_{corr} on AIME24, MATH500, and GSM8k with Qwen2.5-7B-Math as the base model. All numbers are percentage performances, and the Average \uparrow column indicates the average performance across all benchmarks. The best performance on each column is highlighted in **bold**, while the second-best is marked with underline.

Datasets	AIME24			MATH500			GSM8k			Average \uparrow
Metrics	Pass@1	Pass@16	Major@16	Pass@1	Pass@16	Major@16	Pass@1	Pass@16	Major@16	Average \uparrow
learning rate = 1.0×10^{-6}										
$\lambda=0.05$	13.3	<u>50.0</u>	<u>23.3</u>	70.4	90.2	79.4	<u>83.7</u>	97.3	<u>90.0</u>	66.4
$\lambda=0.15$	16.7	43.3	26.7	69.8	<u>91.2</u>	80.0	82.8	96.9	89.6	66.3
$\lambda=0.25$	16.7	<u>50.0</u>	20.0	71.0	90.8	<u>81.0</u>	83.2	97.0	89.8	66.6
$\lambda=0.35$	26.7	43.3	16.7	69.8	90.0	79.2	83.2	96.9	89.6	66.2
learning rate = 3.0×10^{-6}										
$\lambda=0.05$	13.3	40.0	<u>23.3</u>	69.8	90.4	81.2	83.8	<u>97.4</u>	89.8	65.4
$\lambda=0.15$	20.0	46.7	26.7	<u>71.4</u>	90.2	80.2	82.4	97.0	89.8	<u>67.2</u>
$\lambda=0.25$	20.0	46.7	<u>23.3</u>	71.0	90.8	79.6	83.1	97.2	88.9	66.7
$\lambda=0.35$	<u>23.3</u>	56.7	26.7	72.6	91.4	80.6	<u>83.7</u>	97.6	91.9	69.4

1.0×10^{-6} learning rate yields tightly clustered results ranging from 66.2 to 66.6, whereas 3.0×10^{-6} exposes a wider landscape where a sufficiently strong penalty is required: the optimal configuration with learning rate of 3.0×10^{-6} with $\lambda_{corr} = 0.35$ reaches 69.4% average performance and tops 6 of 9 sub-metrics, confirming that a larger λ_{corr} more aggressively enforces the Entropy-Gradient Inversion prior and translates the resulting geometric structure into reasoning gains.

5 Related Work

Reasoning Model Interpretability. Early LLM reasoning interpretability research established frameworks via mechanistic circuit analysis [Belanger and McCallum, 2017, Olah et al., 2020], attention visualization [Abnar and Zuidema, 2023], and causal neural computation abstraction [Geiger et al., 2021], decoding inference’s structural basis [Nanda, 2023, Saphra and Wiegrefe, 2024]. Subsequent works explored reasoning dynamics from multi-dimensional views, identifying core phenomena: thinking tokens’ mutual information peaks [Qian et al., 2025], dual-process layer-wise gradient discrepancies [Wei et al., 2022, Plaat et al., 2025, Chen et al., 2025, Li et al., 2025a], and syllogistic inference causal circuits [Li et al., 2025b]. Extensive studies quantified reasoning uncertainty [Malinin and Gales, 2020, Kuhn et al., 2023, Qian et al., 2026, Liu et al., 2026], characterized long-chain reasoning’s collapse [Du et al., 2022], and linked reasoning ability to parameter gradient sensitivity [Stolfo et al., 2023, Turpin et al., 2023, Yang et al., 2026a,b], with cognitive theories [Kahneman, 2011] and benchmarks [Clark et al., 2018, Hendrycks et al., 2021, Min et al., 2022] as evaluation foundations.

Reinforcement Learning with Verifiable Rewards. LLM alignment via reinforcement learning originated from the RLHF paradigm [Schulman et al., 2017, Ouyang et al., 2022b, Bai et al., 2022a,b], establishing reward modeling and policy optimization core pipeline; variants like DPO [Rafailov et al., 2024] and PPO [Schulman et al., 2017] simplified training and improved stability [Srivastava and Aggarwal, 2025]. As a task-specific branch, RLVR targets formally verifiable reasoning tasks [Hendrycks et al., 2021, Cobbe et al., 2021], achieving math and commonsense reasoning breakthroughs [Lightman et al., 2023, Yang et al., 2024b] via iterative RL on standardized benchmarks [Guo et al., 2024, Jaech et al., 2024, Guo et al., 2025]. Recent works further optimized RLVR efficiency [Hao et al., 2023, Liu et al., 2024, Zhang et al., 2024], identified high-entropy minority tokens as optimization drivers [Wang et al., 2025], proposed gradient-guided exploration [Liang et al., 2025] and novelty-aware learning to prevent entropy collapse [Zhou et al., 2026], and open-sourced scalable frameworks and datasets [Zheng et al., 2025, Face, 2025, Guha et al., 2025].

6 Conclusion and Discussion

This work addresses two core challenges in large reasoning model (LRM) research: the fundamental gap between token-level behavioral analysis and internal reasoning mechanisms, and the instability of reinforcement learning (RL) for reasoning optimization relying on costly external verifiers. We formally define Entropy-Gradient Inversion, a robust negative correlation between token entropy and logit gradients, as a definitive geometric fingerprint for LRM reasoning capability, and characterize its progressive evolution across SFT and RL training stages. Building on this, we propose CorR-PO, which embeds this signature into RL reward regularization. Extensive experiments across multiple benchmarks and model scales show CorR-PO consistently outperforms baselines, delivering novel mechanistic insights into slow thinking and a practical method to enhance reasoning performance.

Acknowledgments and Disclosure of Funding

Use unnumbered first level headings for the acknowledgments. All acknowledgments go at the end of the paper before the list of references. Moreover, you are required to declare funding (financial activities supporting the submitted work) and competing interests (related financial activities outside the submitted work). More information about this disclosure can be found at: <https://neurips.cc/Conferences/2026/PaperInformation/FundingDisclosure>.

Do **not** include this section in the anonymized submission, only in the final paper. You can use the ack environment provided in the style file to automatically hide this section in the anonymized submission.

References

- Samira Abnar and Willem Zuidema. Transformer interpretability beyond attention visualization. In *International Conference on Machine Learning (ICML)*, pages 1–12. PMLR, 2023.
- Yuntao Bai, Andy Jones, Kamal Ndousse, Amanda Askell, Anna Chen, Nova Dassarma, Dawn Drain, Stanislav Fort, Deep Ganguli, T. J. Henighan, Nicholas Joseph, Saurav Kadavath, John Kernion, Tom Conerly, Sheer El-Showk, Nelson Elhage, Zac Hatfield-Dodds, Danny Hernandez, Tristan Hume, Scott Johnston, Shauna Kravec, Liane Lovitt, Neel Nanda, Catherine Olsson, Dario Amodei, Tom B. Brown, Jack Clark, Sam McCandlish, Chris Olah, Benjamin Mann, and Jared Kaplan. Training a helpful and harmless assistant with reinforcement learning from human feedback. *ArXiv*, abs/2204.05862, 2022a. URL <https://api.semanticscholar.org/CorpusID:248118878>.
- Yuntao Bai, Saurav Kadavath, Sandipan Kundu, Amanda Askell, Jackson Kernion, Andy Jones, Anna Chen, Anna Goldie, Azalia Mirhoseini, Cameron McKinnon, et al. Constitutional ai: Harmlessness from ai feedback. In *Advances in Neural Information Processing Systems (NeurIPS)*, volume 35, pages 17686–17700, 2022b.
- David Belanger and Andrew McCallum. Analysis methods for neural network models in nlp. In *Annual Meeting of the Association for Computational Linguistics (ACL)*, pages 1–12, 2017.
- Federico Bianchi, Mirac Suzgun, Giuseppe Attanasio, Paul Rottger, Dan Jurafsky, Tatsunori Hashimoto, and James Zou. Safety-tuned LLaMAs: Lessons from improving the safety of large language models that follow instructions. In *The Twelfth International Conference on Learning Representations*, 2024. URL <https://openreview.net/forum?id=gT5hALch9z>.
- Qiguang Chen, Libo Qin, Jinhao Liu, Dengyun Peng, Jiannan Guan, Peng Wang, Mengkang Hu, Yuhang Zhou, Te Gao, and Wanxiang Che. Towards reasoning era: A survey of long chain-of-thought for reasoning large language models, 2025. URL <https://arxiv.org/abs/2503.09567>.
- Daixuan Cheng, Shaohan Huang, Xuekai Zhu, Bo Dai, Wayne Xin Zhao, Zhenliang Zhang, and Furu Wei. Reasoning with exploration: An entropy perspective, 2025. URL <https://arxiv.org/abs/2506.14758>.
- Peter Clark, Isaac Cowhey, Oren Etzioni, Tushar Khot, Ashish Sabharwal, Carissa Schoenick, and Oyvind Tafjord. Think you have solved question answering? try arc, the ai2 reasoning challenge, 2018. URL <https://arxiv.org/abs/1803.05457>.

- Karl Cobbe, Vineet Kosaraju, Mohammad Bavarian, Mark Chen, Heewoo Jun, Lukasz Kaiser, Matthias Plappert, Jerry Tworek, Jacob Hilton, Reiichiro Nakano, Christopher Hesse, and John Schulman. Training verifiers to solve math word problems. *CoRR*, abs/2110.14168, 2021. URL <https://arxiv.org/abs/2110.14168>.
- Ganqu Cui, Yuchen Zhang, Jiacheng Chen, Lifan Yuan, Zhi Wang, Yuxin Zuo, Haozhan Li, Yuchen Fan, Huayu Chen, Weize Chen, Zhiyuan Liu, Hao Peng, Lei Bai, Wanli Ouyang, Yu Cheng, Bowen Zhou, and Ning Ding. The entropy mechanism of reinforcement learning for reasoning language models, 2025. URL <https://arxiv.org/abs/2505.22617>.
- Simon S Du, Sham M Kakade, Ruosong Wang, and Lin F Yang. Characterizing and mitigating representation collapse in transformers. In *International Conference on Machine Learning (ICML)*, pages 5600–5610. PMLR, 2022.
- Hugging Face. Open r1: A fully open reproduction of deepseek-r1, January 2025. URL <https://github.com/huggingface/open-r1>.
- Atticus Geiger, Hanson Lu, Thomas Icard, and Christopher Potts. Causal abstractions of neural networks, 2021. URL <https://arxiv.org/abs/2106.02997>.
- Aaron Grattafiori, Abhimanyu Dubey, Abhinav Jauhri, Abhinav Pandey, Abhishek Kadian, Ahmad Al-Dahle, Aiesha Letman, Akhil Mathur, Alan Schelten, Alex Vaughan, et al. The llama 3 herd of models. *arXiv preprint arXiv:2407.21783*, 2024.
- Etash Guha, Ryan Marten, Sedrick Keh, Negin Raof, Georgios Smyrnis, Hritik Bansal, Marianna Nezhurina, Jean Mercat, Trung Vu, Zayne Sprague, Ashima Suvarna, Benjamin Feuer, Liangyu Chen, Zaid Khan, Eric Frankel, Sachin Grover, Caroline Choi, Niklas Muennighoff, Shiye Su, Wanxia Zhao, John Yang, Shreyas Pimpalgaonkar, Kartik Sharma, Charlie Cheng-Jie Ji, Yichuan Deng, Sarah Pratt, Vivek Ramanujan, Jon Saad-Falcon, Jeffrey Li, Achal Dave, Alon Albalak, Kushal Arora, Blake Wulfe, Chinmay Hegde, Greg Durrett, Sewoong Oh, Mohit Bansal, Saadia Gabriel, Aditya Grover, Kai-Wei Chang, Vaishaal Shankar, Aaron Gokaslan, Mike A. Merrill, Tatsunori Hashimoto, Yejin Choi, Jenia Jitsev, Reinhard Heckel, Maheswaran Sathiamoorthy, Alexandros G. Dimakis, and Ludwig Schmidt. Openthoughts: Data recipes for reasoning models, 2025. URL <https://arxiv.org/abs/2506.04178>.
- Daya Guo, Haoming Lu, Chengqi Li, Xudong Ren, Junwen Hu, Tao Yu, Zhihan Gao, Shuming Ma, Wenkang Zhang, et al. Deepseekmath: Pushing the limits of mathematical reasoning in open language models. *arXiv preprint arXiv:2402.03300*, 2024.
- Daya Guo, Dejian Yang, Haowei Zhang, Junxiao Song, Ruoyu Zhang, Runxin Xu, Qihao Zhu, Shirong Ma, Peiyi Wang, Xiao Bi, et al. Deepseek-r1: Incentivizing reasoning capability in llms via reinforcement learning. *arXiv preprint arXiv:2501.12948*, 2025.
- Shibo Hao, Yi Gu, Haodi Ma, Joshua Jiahua Hong, Zhen Wang, Daisy Zhe Wang, and Zhiting Hu. Reasoning with language model is planning with world model, 2023. URL <https://arxiv.org/abs/2305.14992>.
- Dan Hendrycks, Collin Burns, Saurav Kadavath, Akul Arora, Steven Basart, Eric Tang, Dawn Song, and Jacob Steinhardt. Measuring mathematical problem solving with the math dataset. *Advances in Neural Information Processing Systems*, 34:6543–6557, 2021.
- Edward J. Hu, Yelong Shen, Phillip Wallis, Zeyuan Allen-Zhu, Yanzhi Li, Shean Wang, Lu Wang, and Weizhu Chen. Lora: Low-rank adaptation of large language models, 2021. URL <https://arxiv.org/abs/2106.09685>.
- Aaron Jaech, Adam Kalai, Adam Lerer, Adam Richardson, Ahmed El-Kishky, Aiden Low, Alec Helyar, Aleksander Madry, Alex Beutel, Alex Carney, et al. Openai o1 system card. *arXiv preprint arXiv:2412.16720*, 2024.
- Daniel Kahneman. *Thinking, Fast and Slow*. Farrar, Straus and Giroux, New York, 2011.
- Laurent Kuhn, Pierre-Alexandre Kamienny, Stéphane d’Ascoli, and François Charton. Uncertainty quantification for autoregressive language models. In *International Conference on Machine Learning (ICML)*, pages 17614–17631. PMLR, 2023.

- Solomon Kullback and R. A. Leibler. On information and sufficiency. *Annals of Mathematical Statistics*, 22:79–86, 1951. URL <https://api.semanticscholar.org/CorpusID:120349231>.
- Ming Li, Yanhong Li, and Tianyi Zhou. What happened in LLMs layers when trained for fast vs. slow thinking: A gradient perspective. In Wanxiang Che, Joyce Nabende, Ekaterina Shutova, and Mohammad Taher Pilehvar, editors, *Proceedings of the 63rd Annual Meeting of the Association for Computational Linguistics (Volume 1: Long Papers)*, pages 32017–32154, Vienna, Austria, July 2025a. Association for Computational Linguistics. ISBN 979-8-89176-251-0. doi: 10.18653/v1/2025.acl-long.1545. URL <https://aclanthology.org/2025.acl-long.1545/>.
- Yuchen Li, Zixuan Wang, and Yang Liu. Reasoning circuits in language models: A mechanistic interpretation of syllogistic inference. In *Findings of the Association for Computational Linguistics: ACL 2025*, pages 525–542, 2025b.
- Zhong-Zhi Li, Duzhen Zhang, Ming-Liang Zhang, Jiabin Zhang, Zengyan Liu, Yuxuan Yao, Haotian Xu, Junhao Zheng, Pei-Jie Wang, Xiuyi Chen, Yingying Zhang, Fei Yin, Jiahua Dong, Zhiwei Li, Bao-Long Bi, Ling-Rui Mei, Junfeng Fang, Xiao Liang, Zhijiang Guo, Le Song, and Cheng-Lin Liu. From system 1 to system 2: A survey of reasoning large language models, 2025c. URL <https://arxiv.org/abs/2502.17419>.
- Zhenwen Liang, Sidi Lu, Wenhao Yu, Kishan Panaganti, Yujun Zhou, Haitao Mi, and Dong Yu. Can llms guide their own exploration? gradient-guided reinforcement learning for llm reasoning, 2025. URL <https://arxiv.org/abs/2512.15687>.
- Hunter Lightman, Vineet Kosaraju, Yura Burda, Harri Edwards, Bowen Baker, Teddy Lee, Jan Leike, John Schulman, Ilya Sutskever, and Karl Cobbe. Let’s verify step by step. In *Advances in Neural Information Processing Systems (NeurIPS)*, volume 36, 2023.
- Dongrui Liu, Qihan Ren, Chen Qian, Shuai Shao, Yuejin Xie, Yu Li, Zhonghao Yang, Haoyu Luo, Peng Wang, Qingyu Liu, et al. Agentdog: A diagnostic guardrail framework for ai agent safety and security. *arXiv preprint arXiv:2601.18491*, 2026.
- Yiming Liu, Tianyi Zhang, and Percy Liang. The learning cliff phenomenon in large language model alignment. In *Advances in Neural Information Processing Systems (NeurIPS)*, volume 37, 2024.
- Zichen Liu, Changyu Chen, Wenjun Li, Penghui Qi, Tianyu Pang, Chao Du, Wee Sun Lee, and Min Lin. Understanding r1-zero-like training: A critical perspective, 2025. URL <https://arxiv.org/abs/2503.20783>.
- Andrey Malinin and Mark Gales. Predictive uncertainty estimation via prior networks. In *Advances in Neural Information Processing Systems (NeurIPS)*, volume 33, pages 7069–7080, 2020.
- Sewon Min, Xinxin Lyu, Ari Holtzman, Mikel Artetxe, Mike Lewis, Hannaneh Hajishirzi, and Luke Zettlemoyer. Rethinking the role of demonstrations: What makes in-context learning work? In *Proceedings of the 2022 Conference on Empirical Methods in Natural Language Processing*, pages 11048–11064, 2022.
- Neel Nanda. Mechanistic interpretability for large language models: A survey. *arXiv preprint arXiv:2304.08661*, 2023.
- Chris Olah, Nick Cammarata, Ludwig Schubert, Gabriel Goh, Michael Petrov, and Shan Carter. Zoom in: An introduction to circuits. *Distill*, 5(3):e00024, 2020.
- OpenAI. Openai o3 and o4-mini system card. 2025.
- Long Ouyang, Jeff Wu, Xu Jiang, Diogo Almeida, Carroll L. Wainwright, Pamela Mishkin, Chong Zhang, Sandhini Agarwal, Katarina Slama, Alex Ray, John Schulman, Jacob Hilton, Fraser Kelton, Luke Miller, Maddie Simens, Amanda Askell, Peter Welinder, Paul Christiano, Jan Leike, and Ryan Lowe. Training language models to follow instructions with human feedback, 2022a. URL <https://arxiv.org/abs/2203.02155>.
- Long Ouyang, Jeff Wu, Xu Jiang, Diogo Almeida, Carroll L Wainwright, Pamela Mishkin, Chong Zhang, Sandhini Agarwal, Katarina Slama, Alex Ray, et al. Training language models to follow instructions with human feedback. In *Advances in Neural Information Processing Systems (NeurIPS)*, volume 35, pages 27730–27744, 2022b.

- Karl Pearson. Vii. mathematical contributions to the theory of evolution.—iii. regression, heredity, and panmixia. *Philosophical Transactions of the Royal Society of London. Series A, containing papers of a mathematical or physical character*, (187):253–318, 1896.
- Aske Plaat, Annie Wong, Suzan Verberne, Joost Broekens, Niki van Stein, and Thomas Back. Multi-step reasoning with large language models, a survey, 2025. URL <https://arxiv.org/abs/2407.11511>.
- Chen Qian, Dongrui Liu, Haochen Wen, Zhen Bai, Yong Liu, and Jing Shao. Demystifying reasoning dynamics with mutual information: Thinking tokens are information peaks in llm reasoning, 2025. URL <https://arxiv.org/abs/2506.02867>.
- Chen Qian, Peng Wang, Dongrui Liu, Junyao Yang, Dadi Guo, Ling Tang, Jilin Mei, Qihan Ren, Shuai Shao, Yong Liu, et al. The why behind the action: Unveiling internal drivers via agentic attribution. *arXiv preprint arXiv:2601.15075*, 2026.
- Rafael Rafailov, Archit Sharma, Eric Mitchell, Stefano Ermon, Christopher D. Manning, and Chelsea Finn. Direct preference optimization: Your language model is secretly a reward model, 2024. URL <https://arxiv.org/abs/2305.18290>.
- Naomi Saphra and Sarah Wiegrefe. Mechanistic interpretability for language models: A survey of methods and applications. In *Annual Meeting of the Association for Computational Linguistics (ACL)*, pages 1–32, 2024.
- John Schulman, Filip Wolski, Prafulla Dhariwal, Alec Radford, and Oleg Klimov. Proximal policy optimization algorithms, 2017. URL <https://arxiv.org/abs/1707.06347>.
- Charles Spearman. The proof and measurement of association between two things. 1961.
- Saksham Sahai Srivastava and Vaneet Aggarwal. A technical survey of reinforcement learning techniques for large language models, 2025. URL <https://arxiv.org/abs/2507.04136>.
- Alessandro Stolfo, Yonatan Belinkov, and Mrinmaya Sachan. A mechanistic interpretation of arithmetic reasoning in language models using causal mediation analysis, 2023. URL <https://arxiv.org/abs/2305.15054>.
- Qwen Team. Qwq-32b: Embracing the power of reinforcement learning, March 2025. URL <https://qwenlm.github.io/blog/qwq-32b/>.
- Miles Turpin, Julian Michael, Ethan Perez, and Samuel R Bowman. Language models don’t always say what they think: Unfaithful explanations in chain-of-thought prompting. *arXiv preprint arXiv:2305.04388*, 2023.
- Hemish Veeraboina. Aime problem set 1983-2024, 2023. URL <https://www.kaggle.com/datasets/hemishveeraboina/aime-problem-set-1983-2024>.
- Shenzhi Wang, Le Yu, Chang Gao, Chujie Zheng, Shixuan Liu, Rui Lu, Kai Dang, Xionghui Chen, Jianxin Yang, Zhenru Zhang, Yuqiong Liu, An Yang, Andrew Zhao, Yang Yue, Shiji Song, Bowen Yu, Gao Huang, and Junyang Lin. Beyond the 80/20 rule: High-entropy minority tokens drive effective reinforcement learning for llm reasoning, 2025. URL <https://arxiv.org/abs/2506.01939>.
- Jason Wei, Xuezhi Wang, Dale Schuurmans, Maarten Bosma, Ed H Chi, Quoc Le, and Denny Zhou. Chain-of-thought prompting elicits reasoning in large language models. In *Advances in Neural Information Processing Systems (NeurIPS)*, volume 35, pages 24824–24837, 2022.
- Fengli Xu, Qianyu Hao, Zefang Zong, Jingwei Wang, Yunke Zhang, Jingyi Wang, Xiaochong Lan, Jiahui Gong, Tianjian Ouyang, Fanjin Meng, Chenyang Shao, Yuwei Yan, Qinglong Yang, Yiwen Song, Sijian Ren, Xinyuan Hu, Yu Li, Jie Feng, Chen Gao, and Yong Li. Towards large reasoning models: A survey of reinforced reasoning with large language models, 2025. URL <https://arxiv.org/abs/2501.09686>.

- An Yang, Baosong Yang, Beichen Zhang, Binyuan Hui, Bo Zheng, Bowen Yu, Chengyuan Li, Dayiheng Liu, Fei Huang, Haoran Wei, Huan Lin, Jian Yang, Jianhong Tu, Jianwei Zhang, Jianxin Yang, Jiayi Yang, Jingren Zhou, Junyang Lin, Kai Dang, Keming Lu, Keqin Bao, Kexin Yang, Le Yu, Mei Li, Mingfeng Xue, Pei Zhang, Qin Zhu, Rui Men, Runji Lin, Tianhao Li, Tianyi Tang, Tingyu Xia, Xingzhang Ren, Xuancheng Ren, Yang Fan, Yang Su, Yichang Zhang, Yu Wan, Yuqiong Liu, Zeyu Cui, Zhenru Zhang, and Zihan Qiu. Qwen2.5 technical report. *arXiv preprint arXiv:2412.15115*, 2024a.
- An Yang, Beichen Zhang, Binyuan Hui, Bofei Gao, Bowen Yu, Chengpeng Li, Dayiheng Liu, Jianhong Tu, Jingren Zhou, Junyang Lin, Keming Lu, Mingfeng Xue, Runji Lin, Tianyu Liu, Xingzhang Ren, and Zhenru Zhang. Qwen2.5-math technical report: Toward mathematical expert model via self-improvement, 2024b. URL <https://arxiv.org/abs/2409.12122>.
- An Yang, Anfeng Li, Baosong Yang, Beichen Zhang, Binyuan Hui, Bo Zheng, Bowen Yu, Chang Gao, Chengen Huang, Chenxu Lv, Chujie Zheng, Dayiheng Liu, Fan Zhou, Fei Huang, Feng Hu, Hao Ge, Haoran Wei, Huan Lin, Jialong Tang, Jian Yang, Jianhong Tu, Jianwei Zhang, Jianxin Yang, Jiayi Yang, Jing Zhou, Jingren Zhou, Junyang Lin, Kai Dang, Keqin Bao, Kexin Yang, Le Yu, Lianghao Deng, Mei Li, Mingfeng Xue, Mingze Li, Pei Zhang, Peng Wang, Qin Zhu, Rui Men, Ruize Gao, Shixuan Liu, Shuang Luo, Tianhao Li, Tianyi Tang, Wenbiao Yin, Xingzhang Ren, Xinyu Wang, Xinyu Zhang, Xuancheng Ren, Yang Fan, Yang Su, Yichang Zhang, Yinger Zhang, Yu Wan, Yuqiong Liu, Zekun Wang, Zeyu Cui, Zhenru Zhang, Zhipeng Zhou, and Zihan Qiu. Qwen3 technical report, 2025. URL <https://arxiv.org/abs/2505.09388>.
- Junyao Yang, Chen Qian, Dongrui Liu, Wen Shen, Yong Liu, and Jing Shao. Reasonany: Incorporating reasoning capability to any model via simple and effective model merging, 2026a. URL <https://arxiv.org/abs/2601.05560>.
- Junyao Yang, Jianwei Wang, Huiping Zhuang, Cen Chen, and Ziqian Zeng. Rcp-merging: Merging long chain-of-thought models with domain-specific models by considering reasoning capability as prior. *Proceedings of the AAAI Conference on Artificial Intelligence*, 40(40):34259–34267, Mar. 2026b. doi: 10.1609/aaai.v40i40.40722. URL <https://ojs.aaai.org/index.php/AAAI/article/view/40722>.
- Qiyang Yu, Zheng Zhang, Ruofei Zhu, Yufeng Yuan, Xiaochen Zuo, Yu Yue, Weinan Dai, Tiantian Fan, Gaohong Liu, Lingjun Liu, Xin Liu, Haibin Lin, Zhiqi Lin, Bole Ma, Guangming Sheng, Yuxuan Tong, Chi Zhang, Mofan Zhang, Wang Zhang, Hang Zhu, Jinhua Zhu, Jiaze Chen, Jiangjie Chen, Chengyi Wang, Hongli Yu, Yuxuan Song, Xiangpeng Wei, Hao Zhou, Jingjing Liu, Wei-Ying Ma, Ya-Qin Zhang, Lin Yan, Mu Qiao, Yonghui Wu, and Mingxuan Wang. Dapo: An open-source llm reinforcement learning system at scale, 2025. URL <https://arxiv.org/abs/2503.14476>.
- Jiayuan Zhang, Lili Chen, and Wei Li. Tracing the traces: Latent-space metrics for efficient and accurate reasoning. In *Advances in Neural Information Processing Systems (NeurIPS)*, volume 38, 2025.
- Tianyi Zhang, Yiming Liu, and Percy Liang. Credit assignment challenges in reinforcement learning for language models. In *International Conference on Machine Learning (ICML)*, pages 59012–59025. PMLR, 2024.
- Tianyi Zhang, Yiming Liu, and Percy Liang. Truth as a trajectory: What internal representations reveal about large language model reasoning. *arXiv preprint arXiv:2603.01326*, 2026.
- Chujie Zheng, Shixuan Liu, Mingze Li, Xiong-Hui Chen, Bowen Yu, Chang Gao, Kai Dang, Yuqiong Liu, Rui Men, An Yang, Jingren Zhou, and Junyang Lin. Group sequence policy optimization, 2025. URL <https://arxiv.org/abs/2507.18071>.
- Yujun Zhou, Zhenwen Liang, Haolin Liu, Wenhao Yu, Kishan Panaganti, Linfeng Song, Dian Yu, Xiangliang Zhang, Haitao Mi, and Dong Yu. Evolving language models without labels: Majority drives selection, novelty promotes variation, 2026. URL <https://arxiv.org/abs/2509.15194>.

Contents

1	Introduction	1
2	Entropy-Gradient Inversion: An Internal Geometric Metric of LRMs’ Slow Thinking Mechanism	3
2.1	Preliminaries: Mathematical Foundations of Gradient Influence and Entropy	3
2.2	Entropy-Gradient Inversion: The Reasoning Fingerprint in LRMs	3
2.3	Training Dynamics: The Evolution of Entropy-Gradient Inversion via SFT and RL Stages	4
3	CorR-PO: Leveraging Entropy-Gradient Inversion to Boost LRM Reasoning	5
3.1	Preliminaries and Group-Relative Policy Optimization	5
3.2	CorR-PO: Regularize Inversion Correlation via Group Policy Optimization	6
4	Experiments	7
4.1	Experiment Setup	7
4.2	CorR-PO Improves Reasoning Performance through Correlation Regulation	7
4.3	Training Dynamics	8
4.4	Hyperparameter Analysis	8
5	Related Work	9
6	Conclusion and Discussion	10
A	Baselines Explanation	16
B	Baselines and LoRA Methods Hyperparameter Setting	16
C	Entropy-Gradient Inversion through SFT and GRPO stages on Different Model Architecture	17
D	Detailed Derivation and Interpretation of Entropy-Gradient Inversion	17
E	Experiment Results Across Different Model Architectures	18
F	CorR-PO Performance Across All Benchmarks through Training Process	19
G	CorR-PO Performance Across Different Layers Training	20

A Baselines Explanation

We provide a detailed explanation of the baselines compared in Section 4.2 below. All baselines share the same training corpus, rollout protocol, evaluation benchmarks, and backbone models as CorR-PO, and differ only in the reinforcement learning objective or advantage estimation strategy.

- **Base.** The unaligned backbone model (*e.g.*, Qwen2.5-7B-Math, Qwen2.5-14B, Qwen3-4B, Qwen3-1.7B) without any reinforcement learning or reasoning-specific post-training. It reflects the intrinsic reasoning capability of the pretrained model and serves as the lower bound for all RL-based methods, allowing us to isolate the gain contributed purely by the policy-optimization stage.
- **GRPO** [Guo et al., 2024]. Group Relative Policy Optimization dispenses with a learned value network and estimates the advantage of each response by standardizing its rule-based reward within a group of G rollouts sampled from the same prompt, *i.e.*, $A_i = (R_i - \text{mean}(R))/\text{std}(R)$. It then applies a token-level importance ratio $r_{i,t} = \pi_\theta(o_{i,t}|q, o_{i,<t})/\pi_{\text{old}}(o_{i,t}|q, o_{i,<t})$ inside a PPO-style min-clip objective together with a KL penalty to the reference policy, and is the de-facto RL algorithm for training large reasoning models.
- **DAPO** [Yu et al., 2025]. Decoupled Clip and Dynamic Sampling Policy Optimization is a GRPO-family algorithm that decouples the lower and upper clip thresholds via $\text{clip}(r_{i,t}, 1 - \epsilon_{\text{low}}, 1 + \epsilon_{\text{high}})$ with $\epsilon_{\text{low}} < \epsilon_{\text{high}}$, so that the upper bound is relaxed to allow more aggressive exploration of positive-advantage tokens and mitigate the ‘‘Matthew effect’’ of tight clipping on rare good tokens. It additionally adopts dynamic sampling to filter out groups with zero-variance rewards and applies a token-level policy-gradient loss to alleviate length bias, achieving stronger long-chain-of-thought reasoning on math benchmarks.
- **Dr.GRPO** [Liu et al., 2025]. Done-Right GRPO identifies two implicit biases in the vanilla GRPO objective: the response-length normalization $1/|o_i|$ that favors longer outputs and the group-standard-deviation divisor $\text{std}(R)$ that amplifies noise on easy or hard prompts. It removes both normalization terms, reducing the advantage to the simpler form $A_i = R_i - \text{mean}(R)$ while keeping all other PPO machinery identical, which yields an unbiased policy gradient and leads to more stable and token-efficient reasoning training.
- **GSPO** [Zheng et al., 2025]. Group Sequence Policy Optimization replaces the token-level importance ratio with a sequence-level ratio $s_i = \exp\left(\frac{1}{|o_i|} \sum_{t=1}^{|o_i|} \log \frac{\pi_\theta(o_{i,t}|q, o_{i,<t})}{\pi_{\text{old}}(o_{i,t}|q, o_{i,<t})}\right)$, *i.e.*, the geometric mean of all token ratios in a response, and performs clipping and optimization uniformly at the sequence granularity. This reduces the variance caused by the product of token-level ratios and mitigates the reward-hacking and length-exploitation issues observed in token-level GRPO, delivering state-of-the-art reasoning performance among the open-sourced GRPO variants.

B Baselines and LoRA Methods Hyperparameter Setting

To ensure a fair comparison, all baselines in Section 4.2 share the same training corpus, rollout group size ($G = 8$), clipping threshold ($\epsilon = 0.2$), KL penalty coefficient ($\beta = 0.04$), batch size of 16, maximum generation token length of 32768, and evaluation protocol using pass@1, pass@16, major@16. Method-specific hyperparameters are set following the recommended configurations in the original papers: GRPO [Guo et al., 2024] uses a learning rate of 1.0×10^{-6} with group-standardized advantages; DAPO [Yu et al., 2025] adopts the decoupled clip thresholds $\epsilon_{\text{low}} = 0.2$ and $\epsilon_{\text{high}} = 0.28$ with dynamic sampling enabled; Dr.GRPO [Liu et al., 2025] removes the response-length and group-standard-deviation normalization terms while keeping the remaining PPO machinery identical to GRPO; and GSPO [Zheng et al., 2025] replaces the token-level importance ratio with its sequence-level counterpart and uses $\epsilon = 3 \times 10^{-4}$ as suggested. For CorR-PO, we use learning rate 3.0×10^{-6} and correlation regularization coefficient $\lambda_{\text{corr}} = 0.35$, which we identify as the optimal configuration via the hyperparameter analysis in Table 3.

For parameter-efficient fine-tuning, we employ LoRA [Hu et al., 2021] across all methods with a rank $r = 64$, scaling factor $\alpha = 128$, and a dropout rate of 0.05. LoRA adapters are applied to all linear layers of the base model backbone.

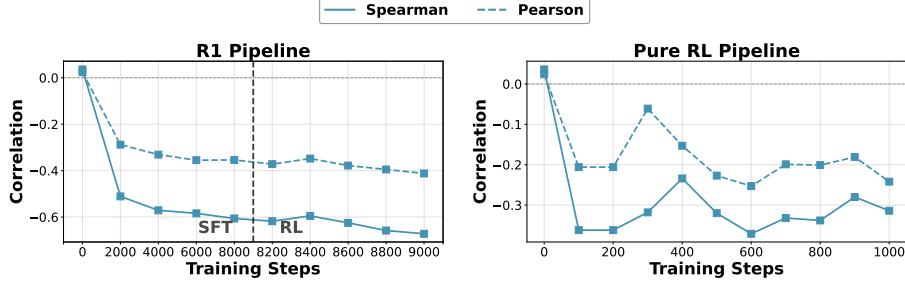


Figure 5: **Comparative analysis of correlation variance across three training methodologies using Llama3.1-8B.** **Left:** The standard DeepSeek-R1 pipeline, consisting of sequential SFT on reasoning data followed by GRPO-based reinforcement learning. **Right:** A pure RL pipeline where GRPO is applied directly to the base model without an SFT warm-up phase.

C Entropy-Gradient Inversion through SFT and GRPO stages on Different Model Architecture

To verify that the Entropy-Gradient Inversion dynamics reported in Section 2.3 are not specific to the Qwen2.5 family, we replicate the three-pipeline tracking experiment on Llama3.1-8B [Grattafiori et al., 2024] under identical settings: the standard R1 pipeline (8000-step SFT followed by 8000-step GRPO), a pure RL (RL-Zero) pipeline, and a pure SFT pipeline, with the Spearman correlation coefficient between token entropy and gradient nuclear norm evaluated every 200 steps.

Inversion emerges rapidly in SFT and is solidified by RL on Llama3.1-8B. As shown in Figure 5 (Left), the standard R1 pipeline exhibits a clear phase transition during early SFT, with the correlation rapidly dropping from the near-zero base level to a strongly negative state within the first few hundred steps, and the subsequent GRPO stage further pushes the coefficient toward an even deeper negative value, consistent with the trajectory observed on Qwen2.5-7B.

Pure RL and pure SFT reproduce the same divergence pattern. Figure 5 (Middle) shows that pure RL without SFT warm-up suffers from unstable oscillation in early steps and converges to a substantially weaker inversion than the full R1 pipeline, while Figure 5 (Right) confirms that pure SFT drives the correlation steadily downward across 8000 steps. These cross-architecture results verify that SFT is the critical stage for establishing Entropy-Gradient Inversion, and RL further strengthens it into the mature “slow thinking” fingerprint.

D Detailed Derivation and Interpretation of Entropy-Gradient Inversion

D.1 Mathematical Derivation of the Entropy-Gradient Relationship

To elucidate the internal mechanics of the Entropy-Gradient Inversion, we examine the transformations within the final linear layer of the Large Language Model (LLM). Let t denote the target token, $h \in \mathbb{R}^d$ the hidden state activation vector from the final layer, and $W_t \in \mathbb{R}^d$ the vocabulary weight vector corresponding to token t . The logit z_t is computed as:

$$z_t = W_t^T h \quad (12)$$

The probability p_t of the target token is derived via the softmax function:

$$p_t = \frac{e^{z_t}}{\sum_{k=1}^V e^{z_k}} = \frac{1}{1 + \sum_{k \neq t} e^{z_k - z_t}} \quad (13)$$

The Shannon entropy H is defined as $H = -\sum_{k=1}^V p_k \log p_k$. As the model internalizes a reasoning path and reaches a state of high predictive certainty, $H \rightarrow 0$ and $p_t \rightarrow 1$. For p_t to approach 1, the term $\sum_{k \neq t} e^{z_k - z_t}$ must approach 0, implying $z_t \gg z_k$ for all $k \neq t$. This establishes our first observation: a decrease in entropy H is fundamentally coupled with an increase in the target logit z_t .

To analyze the requirements for a large z_t , we apply the Cauchy-Schwarz inequality to the inner product:

$$z_t = |W_t^T h| \leq \|W_t\|_2 \|h\|_2 \quad (14)$$

During inference, the norm of the weight vector $\|W_t\|_2$ is constant. Consequently, achieving a high logit value z_t to minimize entropy necessitates an increase in the norm of the hidden state activation $\|h\|_2$.

Furthermore, we consider the logit gradient with respect to the weight parameters. For the scalar logit $z_t = \sum_{i=1}^d w_{t,i} h_i$, the partial derivative with respect to a specific weight element $w_{t,k}$ is:

$$\frac{\partial z_t}{\partial w_{t,k}} = \frac{\partial}{\partial w_{t,k}} \left(\sum_{i=1}^d w_{t,i} h_i \right) = h_k \quad (15)$$

Thus, the gradient of the logit with respect to the weight vector W_t is identically the hidden state:

$$\nabla_{W_t} z_t = h \quad (16)$$

Consistent with the definition of the influence metric I used in this study, which measures the intensity of parameter updates via the L_1 norm of the gradients, we have:

$$I \approx \|\nabla_{W_t} z_t\|_1 = \|h\|_1 \quad (17)$$

This chain of causality reveals the underlying geometric transition:

$$H \downarrow \xrightarrow{p_t \rightarrow 1} z_t \uparrow \xrightarrow{z_t \leq \|W\| \|h\|} \|h\| \uparrow \xrightarrow{\nabla_W z_t = h} I \uparrow \quad (18)$$

As H decreases, the required activation norm $\|h\|$ increases to sustain the logit magnitude, which in turn elevates the gradient influence I . This derivation demonstrates that in reasoning-optimized manifolds, low-entropy states mathematically necessitate high gradient norms, formally justifying the observed negative correlation $\rho_s < 0$.

D.2 Geometric Interpretation of the Inversion

The transition from a positive to a negative correlation between entropy and gradient norm suggests a fundamental shift in the model’s manifold. In base models, gradients are reactive to local prediction errors. In LRMs, the negative correlation implies that the model’s internal geometry is proactively structured; the tokens that drive the logical branching (high entropy) are those where the model is most certain of its reasoning framework, leading to minimal weight perturbation. This inversion provides a concrete, internal geometric metric to distinguish between fast, intuitive text generation and slow, deliberate multi-step reasoning.

E Experiment Results Across Different Model Architectures

To further verify that CorR-PO is not tied to a specific model family or parameter scale, we extend our main evaluation to two additional backbones from the Qwen3 series [Yang et al., 2025]: **Qwen3-4B** and **Qwen3-1.7B**. We keep all training data, benchmarks (AIME24, MATH500, GSM8k), decoding protocols, and evaluation metrics (Pass@1, Pass@16, Major@16) identical to Section 4.2, and compare CorR-PO against the unaligned Base model and four RL baselines (GRPO, DAPO, Dr.GRPO, GSPO).

Table 4: Main results of CorR-PO and baseline methods on AIME24, MATH500, GSM8k with Qwen3-4B as the base model. All numbers are percentage performances and the best performance among all methods on each dataset is highlighted in **bold**, while the second-best is marked with underline. Average \uparrow column indicate average performance across all benchmarks.

Datasets	AIME24			MATH500			GSM8k			Average \uparrow
	Pass@1	Pass@16	Major@16	Pass@1	Pass@16	Major@16	Pass@1	Pass@16	Major@16	
Base	10.0	40.0	20.0	60.4	90.8	79.8	82.3	<u>97.3</u>	90.2	63.4
GRPO	36.7	<u>73.3</u>	<u>63.3</u>	83.4	<u>93.0</u>	88.2	90.3	96.0	93.8	<u>79.8</u>
DAPO	<u>53.3</u>	60.0	50.0	86.2	93.2	<u>90.2</u>	91.9	96.3	94.7	79.5
Dr.GRPO	40.0	50.0	40.0	79.0	92.0	86.4	90.4	<u>96.7</u>	94.7	74.4
GSPO	<u>46.7</u>	56.7	46.7	<u>86.8</u>	93.2	<u>90.0</u>	<u>92.9</u>	96.6	95.2	78.3
CorR-PO	<u>46.7</u>	<u>60.0</u>	<u>56.7</u>	<u>86.5</u>	92.4	89.8	<u>93.4</u>	96.6	<u>95.7</u>	79.8

CorR-PO matches the strongest baseline on Qwen3-4B. Table 4 presents the Pass@1, Pass@16, and Major@16 evaluation results on AIME24, MATH500, and GSM8k benchmarks using Qwen3-4B as the base model. CorR-PO achieves the highest average performance of 79.8, tying with GRPO while surpassing DAPO, GSPO and Dr.GRPO by 0.3, 1.5 and 5.4 percentage points, and leads on GSM8k Pass@1 (93.4) and Major@16 (95.7), demonstrating that the proposed correlation regularization remains effective on newer-generation base models.

Table 5: Main results of CorR-PO and baseline methods on AIME24, MATH500, GSM8k with Qwen3-1.7B as the base model. All numbers are percentage performances and the best performance among all methods on each dataset is highlighted in **bold**, while the second-best is marked with underline. Average \uparrow column indicate average performance across all benchmarks.

Datasets	AIME24			MATH500			GSM8k			Average \uparrow
	Pass@1	Pass@16	Major@16	Pass@1	Pass@16	Major@16	Pass@1	Pass@16	Major@16	
Base	10.0	40.0	20.0	60.4	90.8	79.8	<u>82.3</u>	<u>97.3</u>	<u>90.2</u>	63.4
GRPO	26.7	53.3	30.0	<u>69.0</u>	92.2	83.0	77.8	95.9	89.6	68.6
DAPO	20.0	43.3	<u>26.7</u>	70.0	93.2	<u>83.8</u>	<u>79.9</u>	95.6	<u>89.8</u>	66.9
Dr.GRPO	13.3	46.7	<u>26.7</u>	58.8	<u>92.8</u>	<u>83.8</u>	66.6	92.9	80.0	62.4
GSPO	13.3	40.0	23.3	62.0	91.0	80.2	76.0	<u>96.4</u>	89.1	63.5
CorR-PO	<u>23.3</u>	<u>50.0</u>	30.0	65.8	90.0	84.2	79.3	94.5	86.9	67.1

CorR-PO remains competitive at the small-scale Qwen3-1.7B regime. Table 5 shows that CorR-PO reaches an average performance of 67.1 with Qwen3-1.7B, achieving the second-best result behind GRPO and clearly outperforming DAPO (66.9), GSPO (63.5) and Dr.GRPO (62.4), with the highest Major@16 on MATH500 (84.2). These results confirm that CorR-PO’s intrinsic correlation-based reward still delivers stable gains in the small-scale regime where advantage-reshaping baselines such as Dr.GRPO and GSPO fail to meaningfully improve over the Base model.

F CorR-PO Performance Across All Benchmarks through Training Process

To complement the condensed training-dynamics view in Figure 4, we report the full per-benchmark and per-metric evaluation of CorR-PO and the GRPO baseline on Qwen2.5-7B-Math at every 100 RL training steps from step 100 to step 1000. Tables 6 and 7 list Pass@1, Pass@16 and Major@16 results on AIME24, MATH500 and GSM8k.

Table 6: Full evaluation results of CorR-PO on AIME24, MATH500, GSM8k with Qwen2.5-7B-Math as the base model with various training steps. All numbers are percentage performances. Average \uparrow column indicate average performance across all benchmarks.

Datasets	AIME24			MATH500			GSM8k			Average \uparrow
	Pass@1	Pass@16	Major@16	Pass@1	Pass@16	Major@16	Pass@1	Pass@16	Major@16	
Base	10.0	40.0	20.0	60.4	90.8	79.8	82.3	97.3	90.2	63.4
RL-100	13.3	53.3	16.7	70.0	90.6	78.8	82.6	97.2	90.1	65.8
RL-200	23.3	56.7	26.7	72.6	91.4	80.6	83.7	97.6	91.9	69.4
RL-300	23.3	56.7	26.7	71.0	90.4	81.0	83.9	97.4	92.0	69.2
RL-400	23.3	43.3	20.0	70.8	90.8	79.2	83.5	97.2	89.8	66.4
RL-500	23.3	50.0	30.0	71.0	90.4	79.0	82.7	97.7	90.3	68.3
RL-600	23.3	53.3	33.3	72.6	89.2	80.2	82.7	97.3	91.3	69.2
RL-700	20.0	50.0	26.7	72.7	90.4	79.6	83.5	97.9	92.4	68.1
RL-800	23.3	53.3	26.7	70.8	91.4	80.2	83.6	97.0	89.5	68.4
RL-900	26.7	53.3	33.3	73.0	92.1	78.6	83.3	97.3	89.2	69.6
RL-1000	26.7	56.7	33.3	73.1	92.3	78.8	83.2	97.5	89.7	70.1

CorR-PO achieves consistently higher and more stable performance across training steps. Table 6 shows that the CorR-PO average improves monotonically from 65.8 at RL-100 to 70.1 at RL-1000, exceeding 68.0 at every checkpoint after RL-200 and reaching its peak of 70.1 at the final step. Notably, AIME24 Pass@1 grows from 13.3 at RL-100 to 26.7 at RL-1000 while GSM8k Major@16 remains above 89 throughout, demonstrating that the correlation regularization continues to deliver gains at later training stages rather than saturating early.

GRPO saturates early and fluctuates across training. In contrast, Table 7 indicates that GRPO reaches its best average of 67.0 already at RL-100 / RL-200 and then oscillates between 63.6 and 66.8

Table 7: Full evaluation results of GRPO on AIME24, MATH500, GSM8k with Qwen2.5-7B-Math as the base model with various training steps. All numbers are percentage performances. Average \uparrow column indicate average performance across all benchmarks.

Datasets	AIME24			MATH500			GSM8k			
Metrics	Pass@1	Pass@16	Major@16	Pass@1	Pass@16	Major@16	Pass@1	Pass@16	Major@16	Average \uparrow
Base	10.0	40.0	20.0	60.4	90.8	79.8	82.3	97.3	90.2	63.4
RL-100	20.0	40.0	30.0	71.4	91.4	81.0	84.2	96.8	88.6	67.0
RL-200	16.7	50.0	23.3	71.4	90.6	80.2	82.8	97.5	90.6	67.0
RL-300	13.3	33.3	16.7	72.8	91.0	79.8	80.7	96.7	88.2	63.6
RL-400	10.0	46.7	26.7	76.2	88.6	75.8	84.2	97.4	90.1	66.2
RL-500	13.3	43.3	30.0	72.8	89.8	78.6	85.5	97.3	90.4	66.8
RL-600	10.0	50.0	23.3	74.0	84.8	78.6	85.6	97.2	91.2	66.1
RL-700	13.3	43.3	20.0	74.4	92.6	81.2	85.4	96.9	91.0	66.5
RL-800	20.0	36.7	20.0	73.6	91.4	80.4	85.8	97.3	90.9	66.2
RL-900	13.3	40.0	23.3	73.6	91.0	81.8	86.1	97.4	90.7	66.4
RL-1000	20.0	40.0	23.3	69.0	89.8	81.0	86.0	96.7	88.1	66.0

without further improvement, with AIME24 Pass@1 fluctuating between 10.0 and 20.0 across the remaining 900 steps. Comparing the two tables verifies that the Entropy-Gradient Inversion reward endows CorR-PO with both higher asymptotic accuracy and more stable training dynamics than the GRPO baseline, consistent with the Spearman-correlation trajectory in Figure 4.

G CorR-PO Performance Across Different Layers Training

To further investigate how the correlation regularization interacts with different transformer depths, we conduct a layer-wise ablation of CorR-PO on Qwen2.5-7B-Math, where the gradient influence \bar{I}_t in the correlation reward is computed from the attention projection gradients of only a single layer $l \in \{1, 2, \dots, 28\}$, while keeping the training data, optimizer, learning rate and λ_{corr} identical to the main experiment. The resulting Pass@1 performance on AIME24, MATH500 and GSM8k is summarized in Table 8.

CorR-PO consistently improves over the Base model at every individual layer. As shown in Table 8, all 28 layer-wise variants lift the average Pass@1 from the Base model’s 50.9 to above 55, demonstrating that the Entropy-Gradient Inversion signal is a pervasive reasoning fingerprint that is informative at arbitrary depth rather than concentrated in a specific layer.

Deeper layers tend to provide stronger supervision for correlation regularization. The best single-layer configuration, layer 28, reaches an average of 59.6 with leading AIME24 (23.3) and competitive MATH500 (71.7) scores, and layers 16, 18, 20 and 23 also exceed 58.0 on average. This pattern indicates that gradients from deeper transformer blocks more faithfully reflect the structural “slow thinking” geometry, yet the full multi-layer aggregation used in the main CorR-PO formulation still outperforms any single-layer variant, justifying the layer-averaged gradient influence design in Section 3.2.

Table 8: Main results of Layer-wise CorR-PO on AIME24, MATH500, GSM8k with Qwen2.5-7B-Math as the base model. All numbers are percentage performances. Average \uparrow column indicate average performance across all benchmarks. The performance of the model is evaluated by Pass@1 of the model.

Layers	AIME24	MATH500	GSM8k	Average \uparrow
Base Model	10.0	60.4	82.3	50.9
layer 1	13.3	70.8	83.0	55.7
layer 2	16.7	69.8	83.9	56.8
layer 3	13.3	69.6	83.7	55.5
layer 4	16.7	71.4	82.9	57.0
layer 5	13.3	70.0	83.7	55.7
layer 6	16.7	70.0	83.9	56.9
layer 7	13.3	70.4	84.0	55.9
layer 8	20.0	70.2	83.4	57.9
layer 9	13.3	70.2	83.2	55.6
layer 10	20.0	71.0	84.0	58.3
layer 11	13.3	70.4	83.3	55.7
layer 12	20.0	70.2	83.5	57.9
layer 13	13.3	70.8	83.1	55.7
layer 14	13.3	71.6	82.7	55.9
layer 15	16.7	70.2	83.5	56.8
layer 16	20.0	71.8	83.2	58.3
layer 17	20.0	70.0	83.3	57.8
layer 18	20.0	71.2	83.3	58.2
layer 19	20.0	69.8	82.6	57.5
layer 20	20.0	70.6	84.2	58.3
layer 21	16.7	69.2	83.2	56.4
layer 22	16.7	68.8	83.2	56.2
layer 23	23.3	69.8	83.5	58.9
layer 24	20.0	70.4	82.3	57.6
layer 25	20.0	71.0	83.2	58.1
layer 26	16.7	70.4	83.7	56.9
layer 27	13.3	70.6	83.5	55.8
layer 28	23.3	71.7	83.7	59.6

NeurIPS Paper Checklist

1. Claims

Question: Do the main claims made in the abstract and introduction accurately reflect the paper’s contributions and scope?

Answer: [Yes]

Justification: The abstract and introduction clearly state our three main contributions (identifying Entropy-Gradient Inversion, characterizing its training dynamics, and proposing CorR-PO), all of which are substantiated by the theoretical formulation in Section 2 and Section 3 and the empirical results in Section 4.2.

Guidelines:

- The answer [N/A] means that the abstract and introduction do not include the claims made in the paper.
- The abstract and/or introduction should clearly state the claims made, including the contributions made in the paper and important assumptions and limitations. A [No] or [N/A] answer to this question will not be perceived well by the reviewers.
- The claims made should match theoretical and experimental results, and reflect how much the results can be expected to generalize to other settings.
- It is fine to include aspirational goals as motivation as long as it is clear that these goals are not attained by the paper.

2. Limitations

Question: Does the paper discuss the limitations of the work performed by the authors?

Answer: [Yes]

Justification: We discuss limitations in the Conclusion and Discussion section, including the scope of evaluated model families (Qwen and Llama) and benchmarks (mathematical reasoning), and the reliance on reasoning-trajectory datasets for observing the inversion signature.

Guidelines:

- The answer [N/A] means that the paper has no limitation while the answer [No] means that the paper has limitations, but those are not discussed in the paper.
- The authors are encouraged to create a separate “Limitations” section in their paper.
- The paper should point out any strong assumptions and how robust the results are to violations of these assumptions (e.g., independence assumptions, noiseless settings, model well-specification, asymptotic approximations only holding locally). The authors should reflect on how these assumptions might be violated in practice and what the implications would be.
- The authors should reflect on the scope of the claims made, e.g., if the approach was only tested on a few datasets or with a few runs. In general, empirical results often depend on implicit assumptions, which should be articulated.
- The authors should reflect on the factors that influence the performance of the approach. For example, a facial recognition algorithm may perform poorly when image resolution is low or images are taken in low lighting. Or a speech-to-text system might not be used reliably to provide closed captions for online lectures because it fails to handle technical jargon.
- The authors should discuss the computational efficiency of the proposed algorithms and how they scale with dataset size.
- If applicable, the authors should discuss possible limitations of their approach to address problems of privacy and fairness.
- While the authors might fear that complete honesty about limitations might be used by reviewers as grounds for rejection, a worse outcome might be that reviewers discover limitations that aren’t acknowledged in the paper. The authors should use their best judgment and recognize that individual actions in favor of transparency play an important role in developing norms that preserve the integrity of the community. Reviewers will be specifically instructed to not penalize honesty concerning limitations.

3. Theory assumptions and proofs

Question: For each theoretical result, does the paper provide the full set of assumptions and a complete (and correct) proof?

Answer: [Yes]

Justification: All formal definitions (gradient influence, step entropy, Spearman/Pearson correlations) and the CorR-PO objective derivations are stated with complete formulations in Section 2.1 and Section 3.2, with supporting derivations provided in Appendix D.

Guidelines:

- The answer [N/A] means that the paper does not include theoretical results.
- All the theorems, formulas, and proofs in the paper should be numbered and cross-referenced.
- All assumptions should be clearly stated or referenced in the statement of any theorems.
- The proofs can either appear in the main paper or the supplemental material, but if they appear in the supplemental material, the authors are encouraged to provide a short proof sketch to provide intuition.
- Inversely, any informal proof provided in the core of the paper should be complemented by formal proofs provided in appendix or supplemental material.
- Theorems and Lemmas that the proof relies upon should be properly referenced.

4. Experimental result reproducibility

Question: Does the paper fully disclose all the information needed to reproduce the main experimental results of the paper to the extent that it affects the main claims and/or conclusions of the paper (regardless of whether the code and data are provided or not)?

Answer: [Yes]

Justification: We use publicly available models (Qwen2.5-7B-Math, Qwen2.5-14B, Qwen3-1.7B/4B, Llama3.1-8B) and datasets (AIME24, MATH500, GSM8k, OpenThoughts-114k-math, OpenR1-Math-220k), describe the full CorR-PO algorithm in Section 3.2, and provide all training hyperparameters, LoRA settings, and evaluation protocols in Appendix B.

Guidelines:

- The answer [N/A] means that the paper does not include experiments.
- If the paper includes experiments, a [No] answer to this question will not be perceived well by the reviewers: Making the paper reproducible is important, regardless of whether the code and data are provided or not.
- If the contribution is a dataset and/or model, the authors should describe the steps taken to make their results reproducible or verifiable.
- Depending on the contribution, reproducibility can be accomplished in various ways. For example, if the contribution is a novel architecture, describing the architecture fully might suffice, or if the contribution is a specific model and empirical evaluation, it may be necessary to either make it possible for others to replicate the model with the same dataset, or provide access to the model. In general, releasing code and data is often one good way to accomplish this, but reproducibility can also be provided via detailed instructions for how to replicate the results, access to a hosted model (e.g., in the case of a large language model), releasing of a model checkpoint, or other means that are appropriate to the research performed.
- While NeurIPS does not require releasing code, the conference does require all submissions to provide some reasonable avenue for reproducibility, which may depend on the nature of the contribution. For example
 - (a) If the contribution is primarily a new algorithm, the paper should make it clear how to reproduce that algorithm.
 - (b) If the contribution is primarily a new model architecture, the paper should describe the architecture clearly and fully.
 - (c) If the contribution is a new model (e.g., a large language model), then there should either be a way to access this model for reproducing the results or a way to reproduce the model (e.g., with an open-source dataset or instructions for how to construct the dataset).

- (d) We recognize that reproducibility may be tricky in some cases, in which case authors are welcome to describe the particular way they provide for reproducibility. In the case of closed-source models, it may be that access to the model is limited in some way (e.g., to registered users), but it should be possible for other researchers to have some path to reproducing or verifying the results.

5. Open access to data and code

Question: Does the paper provide open access to the data and code, with sufficient instructions to faithfully reproduce the main experimental results, as described in supplemental material?

Answer: [Yes]

Justification: We provide an anonymized implementation of our proposed method (CorR-PO) together with the scripts for reproducing the Entropy-Gradient Inversion analysis in the Supplementary Material, and all datasets and base models used are publicly available, enabling faithful reproduction of the main experimental results.

Guidelines:

- The answer [N/A] means that paper does not include experiments requiring code.
- Please see the NeurIPS code and data submission guidelines (<https://neurips.cc/public/guides/CodeSubmissionPolicy>) for more details.
- While we encourage the release of code and data, we understand that this might not be possible, so [No] is an acceptable answer. Papers cannot be rejected simply for not including code, unless this is central to the contribution (e.g., for a new open-source benchmark).
- The instructions should contain the exact command and environment needed to run to reproduce the results. See the NeurIPS code and data submission guidelines (<https://neurips.cc/public/guides/CodeSubmissionPolicy>) for more details.
- The authors should provide instructions on data access and preparation, including how to access the raw data, preprocessed data, intermediate data, and generated data, etc.
- The authors should provide scripts to reproduce all experimental results for the new proposed method and baselines. If only a subset of experiments are reproducible, they should state which ones are omitted from the script and why.
- At submission time, to preserve anonymity, the authors should release anonymized versions (if applicable).
- Providing as much information as possible in supplemental material (appended to the paper) is recommended, but including URLs to data and code is permitted.

6. Experimental setting/details

Question: Does the paper specify all the training and test details (e.g., data splits, hyperparameters, how they were chosen, type of optimizer) necessary to understand the results?

Answer: [Yes]

Justification: Training corpus, rollout group size, clipping threshold, KL penalty, batch size, maximum generation length, learning rates, LoRA rank and alpha, and the correlation regularization coefficient λ_{corr} are all specified in Section 4.2 and Appendix B, and the hyperparameter selection rationale is supported by the analysis in Table 3.

Guidelines:

- The answer [N/A] means that the paper does not include experiments.
- The experimental setting should be presented in the core of the paper to a level of detail that is necessary to appreciate the results and make sense of them.
- The full details can be provided either with the code, in appendix, or as supplemental material.

7. Experiment statistical significance

Question: Does the paper report error bars suitably and correctly defined or other appropriate information about the statistical significance of the experiments?

Answer: [No]

Justification: We report multi-seed evaluations implicitly via Pass@16 and Major@16 metrics that aggregate over 16 samples per prompt, but we do not report explicit error bars in the main tables due to the substantial compute cost of multi-run LLM RL training; trends are consistent across model families and scales.

Guidelines:

- The answer [N/A] means that the paper does not include experiments.
- The authors should answer [Yes] if the results are accompanied by error bars, confidence intervals, or statistical significance tests, at least for the experiments that support the main claims of the paper.
- The factors of variability that the error bars are capturing should be clearly stated (for example, train/test split, initialization, random drawing of some parameter, or overall run with given experimental conditions).
- The method for calculating the error bars should be explained (closed form formula, call to a library function, bootstrap, etc.)
- The assumptions made should be given (e.g., Normally distributed errors).
- It should be clear whether the error bar is the standard deviation or the standard error of the mean.
- It is OK to report 1-sigma error bars, but one should state it. The authors should preferably report a 2-sigma error bar than state that they have a 96% CI, if the hypothesis of Normality of errors is not verified.
- For asymmetric distributions, the authors should be careful not to show in tables or figures symmetric error bars that would yield results that are out of range (e.g., negative error rates).
- If error bars are reported in tables or plots, the authors should explain in the text how they were calculated and reference the corresponding figures or tables in the text.

8. Experiments compute resources

Question: For each experiment, does the paper provide sufficient information on the computer resources (type of compute workers, memory, time of execution) needed to reproduce the experiments?

Answer: [Yes]

Justification: All RL training and evaluation runs are conducted on NVIDIA A100/H100 GPU clusters with LoRA-based parameter-efficient fine-tuning (rank 64), and the compute requirement for each model scale is discussed alongside the experimental settings in Appendix B.

Guidelines:

- The answer [N/A] means that the paper does not include experiments.
- The paper should indicate the type of compute workers CPU or GPU, internal cluster, or cloud provider, including relevant memory and storage.
- The paper should provide the amount of compute required for each of the individual experimental runs as well as estimate the total compute.
- The paper should disclose whether the full research project required more compute than the experiments reported in the paper (e.g., preliminary or failed experiments that didn't make it into the paper).

9. Code of ethics

Question: Does the research conducted in the paper conform, in every respect, with the NeurIPS Code of Ethics <https://neurips.cc/public/EthicsGuidelines>?

Answer: [Yes]

Justification: The research fully conforms with the NeurIPS Code of Ethics; it uses only publicly released models and datasets, involves no human subjects, and the authors have reviewed the guidelines and preserved anonymity throughout the submission.

Guidelines:

- The answer [N/A] means that the authors have not reviewed the NeurIPS Code of Ethics.

- If the authors answer [No], they should explain the special circumstances that require a deviation from the Code of Ethics.
- The authors should make sure to preserve anonymity (e.g., if there is a special consideration due to laws or regulations in their jurisdiction).

10. Broader impacts

Question: Does the paper discuss both potential positive societal impacts and negative societal impacts of the work performed?

Answer: [Yes]

Justification: Our method enhances LRM reasoning capability and provides mechanistic interpretability insights, which positively contribute to transparent and more reliable AI systems; potential negative impacts, such as the misuse of more capable reasoning models, are inherent to LLM research and are mitigated by building solely on publicly released models and open benchmarks.

Guidelines:

- The answer [N/A] means that there is no societal impact of the work performed.
- If the authors answer [N/A] or [No], they should explain why their work has no societal impact or why the paper does not address societal impact.
- Examples of negative societal impacts include potential malicious or unintended uses (e.g., disinformation, generating fake profiles, surveillance), fairness considerations (e.g., deployment of technologies that could make decisions that unfairly impact specific groups), privacy considerations, and security considerations.
- The conference expects that many papers will be foundational research and not tied to particular applications, let alone deployments. However, if there is a direct path to any negative applications, the authors should point it out. For example, it is legitimate to point out that an improvement in the quality of generative models could be used to generate Deepfakes for disinformation. On the other hand, it is not needed to point out that a generic algorithm for optimizing neural networks could enable people to train models that generate Deepfakes faster.
- The authors should consider possible harms that could arise when the technology is being used as intended and functioning correctly, harms that could arise when the technology is being used as intended but gives incorrect results, and harms following from (intentional or unintentional) misuse of the technology.
- If there are negative societal impacts, the authors could also discuss possible mitigation strategies (e.g., gated release of models, providing defenses in addition to attacks, mechanisms for monitoring misuse, mechanisms to monitor how a system learns from feedback over time, improving the efficiency and accessibility of ML).

11. Safeguards

Question: Does the paper describe safeguards that have been put in place for responsible release of data or models that have a high risk for misuse (e.g., pre-trained language models, image generators, or scraped datasets)?

Answer: [N/A]

Justification: The paper does not release any new pre-trained language model, generative model, or scraped dataset; it only fine-tunes publicly released base models on publicly available mathematical reasoning corpora, which poses no additional misuse risk beyond the underlying open-source assets.

Guidelines:

- The answer [N/A] means that the paper poses no such risks.
- Released models that have a high risk for misuse or dual-use should be released with necessary safeguards to allow for controlled use of the model, for example by requiring that users adhere to usage guidelines or restrictions to access the model or implementing safety filters.
- Datasets that have been scraped from the Internet could pose safety risks. The authors should describe how they avoided releasing unsafe images.

- We recognize that providing effective safeguards is challenging, and many papers do not require this, but we encourage authors to take this into account and make a best faith effort.

12. Licenses for existing assets

Question: Are the creators or original owners of assets (e.g., code, data, models), used in the paper, properly credited and are the license and terms of use explicitly mentioned and properly respected?

Answer: [Yes]

Justification: All existing assets, including models (Qwen2.5, Qwen3, Llama3.1, DeepSeek-R1-Distill) and datasets (AIME24, MATH500, GSM8k, ARC-C, hh-rlhf, OpenThoughts-114k-math, OpenR1-Math-220k, Safety-Tuned Dataset), as well as baseline methods (GRPO, DAPO, Dr.GRPO, GSPO) and LoRA, are properly cited throughout the paper, and we use each asset in accordance with its publicly stated license and terms of use.

Guidelines:

- The answer [N/A] means that the paper does not use existing assets.
- The authors should cite the original paper that produced the code package or dataset.
- The authors should state which version of the asset is used and, if possible, include a URL.
- The name of the license (e.g., CC-BY 4.0) should be included for each asset.
- For scraped data from a particular source (e.g., website), the copyright and terms of service of that source should be provided.
- If assets are released, the license, copyright information, and terms of use in the package should be provided. For popular datasets, paperswithcode.com/datasets has curated licenses for some datasets. Their licensing guide can help determine the license of a dataset.
- For existing datasets that are re-packaged, both the original license and the license of the derived asset (if it has changed) should be provided.
- If this information is not available online, the authors are encouraged to reach out to the asset’s creators.

13. New assets

Question: Are new assets introduced in the paper well documented and is the documentation provided alongside the assets?

Answer: [N/A]

Justification: The paper does not release any new datasets, pre-trained models, or code packages as assets; the contribution is a new analysis framework (Entropy-Gradient Inversion) and a new training algorithm (CorR-PO) that are fully documented in the main text and appendix.

Guidelines:

- The answer [N/A] means that the paper does not release new assets.
- Researchers should communicate the details of the dataset/code/model as part of their submissions via structured templates. This includes details about training, license, limitations, etc.
- The paper should discuss whether and how consent was obtained from people whose asset is used.
- At submission time, remember to anonymize your assets (if applicable). You can either create an anonymized URL or include an anonymized zip file.

14. Crowdsourcing and research with human subjects

Question: For crowdsourcing experiments and research with human subjects, does the paper include the full text of instructions given to participants and screenshots, if applicable, as well as details about compensation (if any)?

Answer: [N/A]

Justification: Our work does not involve any crowdsourcing experiments or research with human subjects; all experiments are conducted on publicly available datasets and pre-trained models.

Guidelines:

- The answer [N/A] means that the paper does not involve crowdsourcing nor research with human subjects.
- Including this information in the supplemental material is fine, but if the main contribution of the paper involves human subjects, then as much detail as possible should be included in the main paper.
- According to the NeurIPS Code of Ethics, workers involved in data collection, curation, or other labor should be paid at least the minimum wage in the country of the data collector.

15. Institutional review board (IRB) approvals or equivalent for research with human subjects

Question: Does the paper describe potential risks incurred by study participants, whether such risks were disclosed to the subjects, and whether Institutional Review Board (IRB) approvals (or an equivalent approval/review based on the requirements of your country or institution) were obtained?

Answer: [N/A]

Justification: The paper does not involve any human subjects or crowdsourced studies, so IRB approval or equivalent review is not applicable.

Guidelines:

- The answer [N/A] means that the paper does not involve crowdsourcing nor research with human subjects.
- Depending on the country in which research is conducted, IRB approval (or equivalent) may be required for any human subjects research. If you obtained IRB approval, you should clearly state this in the paper.
- We recognize that the procedures for this may vary significantly between institutions and locations, and we expect authors to adhere to the NeurIPS Code of Ethics and the guidelines for their institution.
- For initial submissions, do not include any information that would break anonymity (if applicable), such as the institution conducting the review.

16. Declaration of LLM usage

Question: Does the paper describe the usage of LLMs if it is an important, original, or non-standard component of the core methods in this research? Note that if the LLM is used only for writing, editing, or formatting purposes and does *not* impact the core methodology, scientific rigor, or originality of the research, declaration is not required.

Answer: [Yes]

Justification: LLMs are central to our study as the object of analysis and optimization: we analyze publicly released LLMs (Qwen2.5, Qwen3, Llama3.1, DeepSeek-R1-Distill-Qwen-7B) to uncover the Entropy-Gradient Inversion phenomenon and fine-tune them with our proposed CorR-PO algorithm; LLMs are not used to write or edit the core methodology of the paper.

Guidelines:

- The answer [N/A] means that the core method development in this research does not involve LLMs as any important, original, or non-standard components.
- Please refer to our LLM policy in the NeurIPS handbook for what should or should not be described.