


Memisis: Orchestrating and Evaluating Synthetic Data for Tabular Health Datasets

Nitish Nagesh ^{*}, Mahdi Bagheri, Arshia Harish Puthran, Pengbao Zhou, Muhjaazee Love, Aadi Sharma, Ian Harris, and Amir M. Rahmani

University of California Irvine, CA, USA

Abstract

Synthetic data is widely used in healthcare to create datasets that are similar to original data but without the privacy concerns. Generating and evaluating synthetic data across privacy, utility and fairness is crucial for facilitating high quality data availability for downstream prediction tasks and clinical decision making. We present Memisis, a tool that orchestrates and evaluates synthetic data by leveraging existing synthetic data tools, the power of large language models and state-of-the-art evaluation metrics. Our tool creates a unified workflow for data generation, validation and evaluation. Users have control over the training size, training epochs and the number of synthetic rows to sample. Instead of knobs to tune synthetic data, the interactive agent allows users to specify their synthetic data generation goals and the tool will orchestrate the workflow by leveraging existing tools while performing the requisite evaluation. For the demo, we use an open source schizophrenia dataset with protected attributes related to race and gender, three different synthesizers and a local language model to orchestrate the workflow. We observe that CTGAN, TVAE and GaussianCopula have comparable performance across fairness and utility metrics. The workflow allows users flexibility and control over the data generation and evaluation process.

Keywords: Synthetic Data, Fairness, Utility, Tabular Health Data

1 Introduction

Generating synthetic data serves as a replacement to the original data especially when there are sensitive features, as is often the case with healthcare, where privacy preservation is key [9]. Architecting synthetic data generation frameworks contributes to improving access to high quality data that can be used in downstream applications for training and evaluation. Current synthetic data generators work well for tabular settings. Existing platforms range from generic synthetic data generators [11] to LLM-based applications [1, 18] to cohort-specific simulators [19] to AI partners for data access and augmentation [4]. Our prior work [13, 14] showcases how LLMs are used as synthetic data generators while evaluating fairness and utility metrics across a suite of open-source and restricted access datasets.

However, there is a push to leverage agentic workflows due to reasoning, orchestration and tool calling capabilities [10, 17]. We posit that agentic workflows for synthetic data in healthcare need to balance fairness and utility trade-offs [6, 12] allowing a multi-faceted approach. To this end, we

^{*}Corresponding author: nnagesh1@uci.edu. Author emails: {nnagesh1, mahdib1, puthrana, pengbaoz, muhjaaz1, aadis, iharris, amirr1}@uci.edu.

present, **Memisis**, an interactive agent that allows users to generate synthetic data using natural language. Our proposed method encompasses schema detection, synthesizer training, sampling and multi-metric evaluation giving flexibility to users for nuanced data synthesis and evaluation.

2 Method

The tool coordinates with different generative models in the backend, plans and orchestrates analysis, presents the requisite data and shares reports.

Workflow. We leverage existing synthesizers such as GANs, VAEs and GaussianCopula by connecting to the Synthetic Data Vault (SDV) [16]. A raw dataset including metadata is given as input. The generators use samples of the original data and are trained for a certain number of epochs, using a subset of the data. Using TSTR (Train Synthetic Test Real) paradigm, the validation is performed for evaluating distribution of data, which is a sign of utility. Going one step further, we evaluate fairness metrics, to investigate balance in the dataset. In the current version, the user exercises control through the generation knobs, as implemented in current data generators. Going beyond, the Memisis agent mode allows users agency to generate synthetic data through natural language while taking into consideration information about protected attributes. The agent orchestration is via a LangGraph ReACT (Reasoning and Acting) framework where a generator and evaluator coordinate to determine optimum generation mechanism based on designated distribution and fairness thresholds. In the multi-agent configuration, a supervisor partitions a generator subgraph from an evaluator subgraph, ensuring that scoring cannot silently influence synthesis. After evaluation, the supervisor compares outputs against parity thresholds and either routes back to the generator with a targeted refinement instruction or surfaces results to the user.

Deployment stack. The architecture comprises of a python-based server deployed on the Streamlit cloud connected to GitHub. The chat model used is Llama3.2 (connected locally through Ollama). An NVIDIA RTX 3090 GPU is used for training the synthesizers.

Evaluation and composite scoring. The orchestrator refines the responses based on user inputs, preferences and performance. The generated synthetic data is evaluated for utility using SDMetrics, a sister repository of SDV [5]. We evaluate fairness through false positive rates as illustrated in Fairlearn [2]. To jointly capture fairness–utility trade-offs, we devise a composite score that combines an established distributional fidelity score with an established fairness disparity measure into a single supervisor signal, using a proportional penalty above an empirically motivated parity threshold.

$$\text{synth_score} = \text{quality} \times \text{fairness_mult}$$

where

$$\text{fairness_mult} = \begin{cases} 1.0 & \text{if } \max_{\text{group}} \text{FPR} / \min_{\text{group}} \text{FPR} \leq 2 \\ \min\left(1, \frac{2}{\max_rel_FPR}\right) & \text{otherwise.} \end{cases}$$

Here, quality is the `SingleTableQualityReport` overall score from SDMetrics, averaging marginal column-shape fidelity and pairwise-correlation fidelity into a single $[0, 1]$ value. `max_rel_FPR` is the ratio of the highest to lowest group-wise false positive rate, computed via Fairlearn’s `MetricFrame` under a train-on-synthetic, test-on-real (TSTR) paradigm. A logistic regression is trained exclusively on synthetic rows and tested on held-out real data, so the FPR reflects how faithfully the synthetic

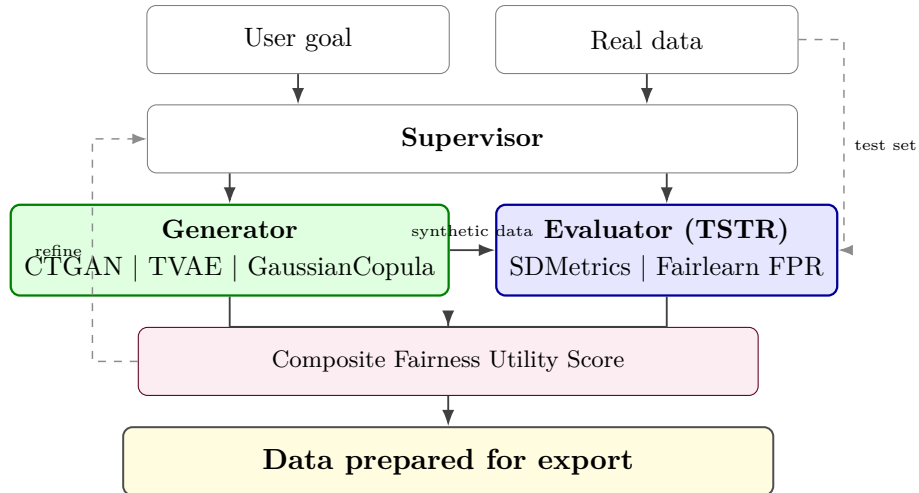


Figure 1: **Memisis separates synthesis from evaluation** so scoring cannot influence generation. The supervisor routes the user’s goal to a generator subgraph (CTGAN, TVAE, or GaussianCopula via SDV) and a separate evaluator subgraph (SDMetrics quality + Fairlearn FPR by group). After evaluation the supervisor compares the composite `synth_score` against repository-derived thresholds and either reports results or issues a refinement instruction back to the generator.

distribution transfers to downstream classification across demographic groups. A ratio at or below $2\times$ is treated as acceptable parity, and beyond that the multiplier discounts quality proportionally. This ensures that a synthesizer cannot score well on fidelity alone if the synthetic data encodes unequal downstream error across groups.

Experimental setup. We evaluate our tool on an open-source schizophrenia tabular dataset accessed via OpenML [3]. The dataset documents intersectional disparities in mental health diagnosis experienced by non-majority groups [7, 8, 15]. The table includes demographic attributes (**Race**, **Sex**), clinical context fields, numeric scales, and a binary **Diagnosis** label (schizophrenia vs. affective disorder). We fit 1,000 real rows, sample 500 synthetic rows, and run each synthesizer for 20 epochs. The stored metric outputs are read from committed JSON reports and can be reproduced deterministically by the bundled batch evaluator.

3 Results

Utility and fairness from different synthesizers. GaussianCopula achieves the highest distributional fidelity (0.91) but receives a fairness penalty (`fairness_mult` = 0.75) because the Hispanic group’s false positive rate (FPR) (0.22) is $2.67\times$ the White group’s FPR (0.08), exceeding the threshold of 2. CTGAN yields the best balanced composite score (0.77), with a max relative FPR of 1.57 (White vs. Asian by Race) that falls within the acceptable range. TVAE’s uniform FPR (1.0 for all groups) reflects a degenerate downstream classifier rather than true parity.

4 Discussion

The benchmark exercises workflow and reporting in a domain where intersectional bias in diagnosis is clinically documented [7, 8, 15], not clinical validity. GaussianCopula’s high distributional

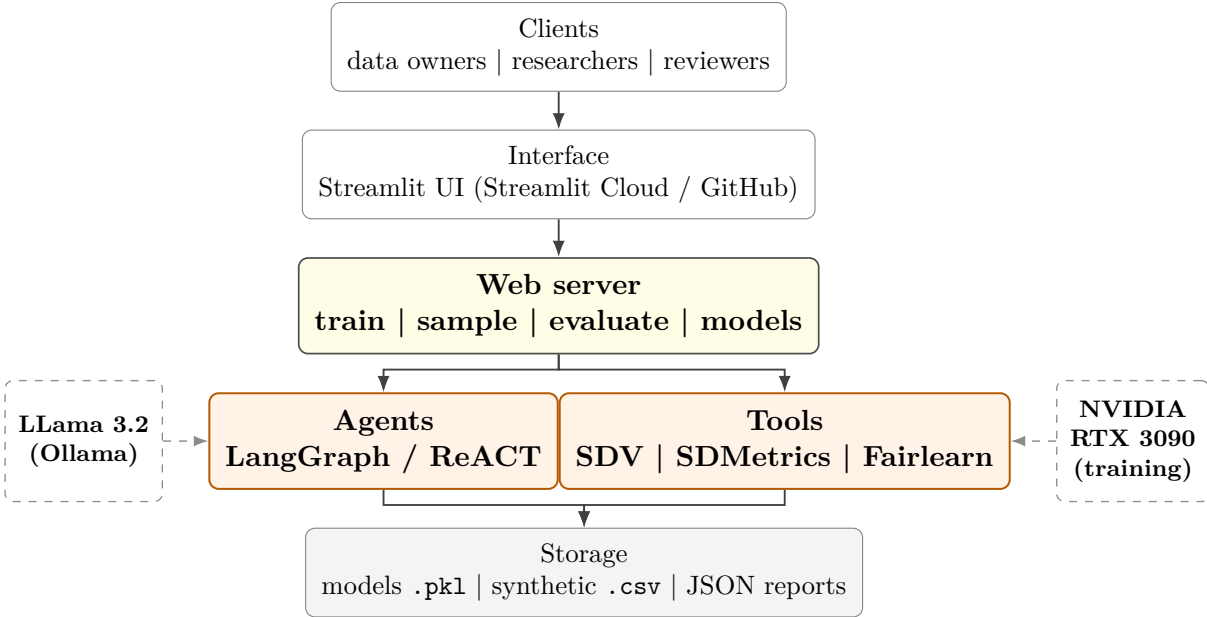


Figure 2: **Memisis deployment stack.** Users (researchers, data owners) interact via Streamlit. All interfaces share one FastAPI service. LangGraph agents (ReACT and multi-agent supervisor) sit alongside the different metrics. Llama3.2 is the Large Language Model (LLM) under consideration. Model checkpoints are stored as appropriate.

fidelity (0.91) does not translate to a superior composite score when the downstream classifier exposes FPR disparity across racial groups (synth_score = 0.68). CTGAN’s balanced result (0.77) illustrates that fidelity and fairness must be evaluated jointly—particularly for datasets where demographic representation directly affects diagnostic outcomes.

Impact. Our proposed tool, **Memisis**, allows for a natural language-based mechanism for generating synthetic data where the heavy lifting of curation, processing and validation is by an agent with appropriate human-in-the-loop oversight. The tool is currently used by a small community of researchers.

Challenges. During development, we had a hard time finalizing the architecture since there were many moving pieces. During deployment, limited tokens for cloud providers and coordination challenges with multiple agents exist. During tool operation, there is scope for improvement in response design and validity. In hindsight, we would have shipped faster, tested and built architecture in a modular fashion.

Future plans. We are working towards improving interoperability and reliability of the tool. Our short-term goal is to deploy the website on a persistent server, ensure the agent performs well through a combination of data curation, prompt engineering and tool orchestration. In the future, we will conduct experiments with more datasets, explore HL7/HIPAA compliance standards and work closely with users to solve pain points.

Table 1: Benchmark results on OpenML 45040 (1,000 training rows, 500 synthetic rows, 20 epochs, `random_state=0`). SDMetrics `overall_score` measures distributional fidelity (0–1). max rel. FPR is the highest within-group FPR ratio. `synth_score` = `quality` × `fairness_mult` (penalised when max rel. FPR > 2). Scores taken directly from committed `reports/*/sdmetrics_quality_report.json` and `fairness_metrics.json`.

Backend	SDMetrics quality	max rel. FPR	synth_score
CTGAN	0.77	1.57	0.77
TVAE	0.60	1.00 [†]	0.60
GaussianCopula	0.91	2.67	0.68

[†]All groups FPR = 1.0: classifier predicts all positive (degenerate).

References

- [1] Argilla. synthetic-data-generator, 2024. URL <https://github.com/argilla-io/synthetic-data-generator>. Apache-2.0; Gradio app and distilabel-based pipelines.
- [2] Sarah Bird, Miro Dudík, Richard Edgar, Brandon Horn, Roman Lutz, Vanessa Milan, Mehrnoosh Sameki, Hanna Wallach, and Kathleen Walker. Fairlearn: A toolkit for assessing and improving fairness in AI. Technical Report MSR-TR-2020-32, Microsoft, May 2020. URL <https://www.microsoft.com/en-us/research/publication/fairlearn-a-toolkit-for-assessing-and-improving-fairness-in-ai/>.
- [3] Bernd Bischl, Giuseppe Casalicchio, Taniya Das, Matthias Feurer, Sebastian Fischer, Pieter Gijsbers, Subhaditya Mukherjee, Andreas C Müller, László Németh, Luis Oala, et al. Openml: Insights from 10 years and more than a thousand papers. *Patterns*, 6(7), 2025.
- [4] Thomas Callender, Anders Boyd, Robert Davis, Silas Ruhrberg Estevez, Juan M. Lavista Ferres, and Mihaela van der Schaar. Synthcraft: An AI partner for synthetic data generation to support data access and augmentation in healthcare. Technical report, Microsoft Research, 2025. URL <https://www.microsoft.com/en-us/research/publication/synthcraft-an-ai-partner-for-synthetic-data-generation-to-support-data-access-and-augmentation-in-healthcare/>.
- [5] *Synthetic Data Metrics*. DataCebo, Inc., 03 2026. URL <https://docs.sdv.dev/sdmetrics/>. Version 0.28.0.
- [6] Alexandra Ebert. Why bias in AI is a problem and why business leaders should care (fairness series part 1), May 2020. URL <https://mostly.ai/blog/why-bias-in-ai-is-a-problem>. MOSTLY AI Blog. Accessed 2026-03-27.
- [7] Michael A Gara, William A Vega, Stephan Arndt, Michael Escamilla, David E Fleck, William B Lawson, Ira Lesser, Harold W Neighbors, Daniel R Wilson, Lesley M Arnold, et al. Influence of patient race and ethnicity on clinical assessment in patients with affective disorders. *Archives of general psychiatry*, 69(6):593–600, 2012.
- [8] Michael A Gara, Shula Minsky, Steven M Silverstein, Theresa Miskimen, and Stephen M Strakowski. A naturalistic study of racial disparities in diagnoses at an outpatient behavioral health clinic. *Psychiatric Services*, 70(2):130–134, 2019.

- [9] Michael Giuffrè and David L. Shung. Harnessing the power of synthetic data in healthcare: innovation, application, and privacy. *npj Digital Medicine*, 6(1):186, 2023. doi: 10.1038/s41746-023-00927-3.
- [10] Alon Gorenshstein, Mahmud Omar, Benjamin S. Glicksberg, Girish N. Nadkarni, and Eyal Klang. AI agents in clinical medicine: A systematic review. *medRxiv*, 2025. doi: 10.1101/2025.08.22.25334232. Preprint; also available via PMID PMC12407621.
- [11] IBM. Generate synthetic data (IBM watsonx data platform), 2024. URL <https://dataplatform.cloud.ibm.com/docs/content/wsj/getting-started/get-started-generate-data.html?context=wx>. Accessed 2026-03-27.
- [12] MOSTLY AI. Synthetic data for AI/ML development, 2021. URL <https://mostly.ai/use-case/synthetic-data-for-analytics-ai-training>. Use case overview. Accessed 2026-03-27.
- [13] Nitish Nagesh, Salar Shakibhamedan, Mahdi Bagheri, Ziyu Wang, Nima TaheriNejad, Axel Jantsch, and Amir M. Rahmani. FairTabGen: High-fidelity and fair synthetic health data generation from limited samples, 2025. URL <https://arxiv.org/abs/2508.11810>.
- [14] Nitish Nagesh, Ziyu Wang, and Amir M. Rahmani. FairCauseSyn: Towards causally fair LLM-augmented synthetic data generation, 2025. URL <https://arxiv.org/abs/2506.19082>. Accepted to IEEE EMBC 2025.
- [15] Charles M Olbert, Arundati Nagendra, and Benjamin Buck. Meta-analysis of black vs. white racial disparity in schizophrenia diagnosis in the united states: Do structured assessments attenuate racial disparities? *Journal of abnormal psychology*, 127(1):104, 2018.
- [16] Neha Patki, Roy Wedge, and Kalyan Veeramachaneni. The synthetic data vault. In *IEEE International Conference on Data Science and Advanced Analytics (DSAA)*, pages 399–410, Oct 2016. doi: 10.1109/DSAA.2016.49.
- [17] Tonic AI. Tonic documentation: synthetic data platform, 2024. URL <https://docs.tonic.ai/>. Accessed 2026-03-27.
- [18] Tanay Varshney and Chintan Patel. Creating synthetic data using Llama 3.1 405B, July 2024. URL <https://developer.nvidia.com/blog/creating-synthetic-data-using-llama-3-1-405b/>. NVIDIA Technical Blog. Accessed 2026-03-27.
- [19] Jason Walonoski, Mark Kramer, Joseph Nichols, Andre Quina, Chris Moesel, Dylan Hall, Carlton Duffett, Kudakwashe Dube, Thomas Gallagher, and Scott McLachlan. Synthea: An approach, method, and software mechanism for generating synthetic patients and the synthetic electronic health care record. *Journal of the American Medical Informatics Association*, 25(3): 230–238, 2018.