

Weak-to-Strong Elicitation via Mismatched Wrong Drafts

Wei Deng*
Independent Researcher

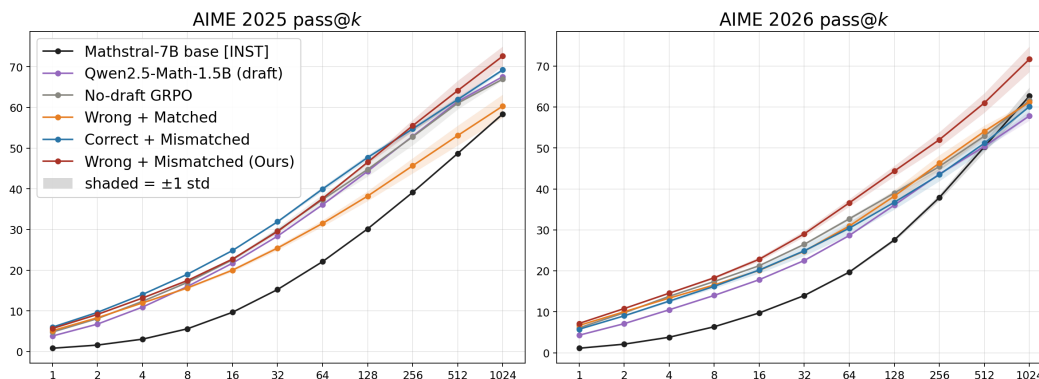


Figure 1: On out-of-distribution AIME 2025 and 2026, the mismatched-wrong variant (ours, red) uniquely lifts pass@ k above both Mathstral-7B and the Qwen2.5-Math-1.5B draft model at every sample budget from $k=1$ to $k=1024$. Mathstral-7B is evaluated in its native [INST] chat format; all other variants use the training-matched nodraft prompt (literal N/A placeholder). $N=2048$ samples per problem at $T=0.6$, top- $p=0.95$, max 4096 completion tokens; mean across 2 seeds $s=\{42, 137\}$.

Abstract

We consider whether off-policy experience from a smaller, weaker model can elicit capability in a stronger learner that on-policy RL fine-tuning (e.g., GRPO) does not reach. We find that injecting mathematically *wrong* drafts from a smaller but more domain-trained model—*mismatched* to the current problem—into a stronger learner’s GRPO context consistently outperforms standard on-policy GRPO on held-out MATH-500 and out-of-distribution AIME 2025/2026. Concretely, we use Mathstral-7B as the learner, Qwen2.5-Math-1.5B as the draft model, 8.8K Level 3–5 MATH problems (with MATH-500 held out), and train with Dr. GRPO. Mismatch is an active ingredient: shuffling drafts to mismatched problems while holding everything else constant yields +1.62pp on MATH-500 (greedy pass@1) over the matched-wrong variant ($n=10$ seeds, $p=0.0015$, Welch’s t). In fact, the mismatched-wrong variant leads all other variants we tested on MATH-500 across both greedy pass@1 and sampling pass@ k . On out-of-distribution AIME 2025 and 2026, the mismatched-wrong variant uniquely lifts pass@ k above both Mathstral-7B (in its native [INST] format) and the Qwen2.5-Math-1.5B draft model at every sample budget from $k=1$ to $k=1024$ across 2 seeds (+14.2pp on 2025 and +9.0pp on 2026 at pass@1024 over Mathstral-7B), and at pass@1024 also leads no-draft, matched-wrong, and mismatched-correct variants on both years. All variants use the same prompt with no draft injection at test time. The recipe—trained on a

*Correspondence: wdeng@wustl.edu

single GPU with no SFT, no reward models, no synthesized data, and no produce-critique-revise inner loop—reaches 71.98% MATH-500 on Mathstral-7B-v0.1, the highest published result on this model to our knowledge, surpassing the heavier WizardMath pipeline at 70.9% on full MATH (SFT + PPO with process/instruction reward models).

1 Introduction

Several paradigms aim to improve large language model reasoning: supervised fine-tuning on *correct* traces, either from stronger models (e.g., DeepSeek-R1-Distill-Qwen [DeepSeek-AI, 2025]) or self-bootstrapped from the model’s own correct rollouts (STaR [Zelikman et al., 2022], Huang et al. [2023]); iterative correction-and-refinement pipelines that produce, critique, and revise their own outputs [Madaan et al., 2023], including RL-trained self-correction [Kumar et al., 2025]; reinforcement learning from human feedback (RLHF [Ouyang et al., 2022]), which trains against a learned reward model fitted on human preferences; and on-policy reinforcement learning with verifiable rewards (RLVR), most prominently GRPO [Shao et al., 2024], which trains on the model’s own rollouts using a verifier. On-policy RL is appealing because it does not require any supervision except a verifier, but in its standard form the input distribution is narrow: each training prompt is the bare problem statement, and reward can only select among trajectories the strong model already samples in response. This is a recognized limitation: a growing line of empirical analyses argues that on-policy RL fine-tuning sharpens existing modes rather than expanding the base model’s intrinsic coverage, with $\text{pass}@k$ at large k often matching or falling below the base [Yue et al., 2025].

A natural way to expand what the learner produces under GRPO rollouts—and therefore what reward can score and select—is to broaden the training prompt distribution, while keeping the learner robust under the resulting training–inference distribution discrepancy. Consider another model that has been more domain-trained: it has seen more data, accumulated a record of attempts, mistakes, and partial solutions that are uncharted and lie dormant in the learner. We focus on the special case where the other model is *smaller*, with different training experience from the learner, and ask whether its *wrong* draft traces, placed in the learner’s prompt context window, can elicit capability that on-policy GRPO from bare prompts does not reach.

The answer hinges on a second choice: whether the injected draft is about the current problem or about a different one. With everything else fixed—learner (Mathstral-7B), draft model (Qwen2.5-Math-1.5B), data ($\sim 8.8\text{K}$ Level 3–5 MATH problems with MATH-500 held out), algorithm (Dr. GRPO [Liu et al., 2025]), eval protocol—we isolate two axes simultaneously: draft content (correct vs. wrong) and draft assignment (matched vs. mismatched). We compare these four variants and a no-draft GRPO baseline, as well as the Mathstral-7B base, on MATH-500 and out-of-distribution AIME 2025/2026. Only mismatched-wrong consistently exceeds no-draft GRPO on both evaluations and uniquely lifts $\text{pass}@k$ above both Mathstral-7B and the Qwen2.5-Math-1.5B draft model at every sample budget from $k=1$ to $k=1024$ on AIME 2025/2026 (Figure 1).

Both the mismatch step and the wrongness of the draft are active ingredients. We randomly select a draft with a wrong answer (avoiding wrong-but-quasi-correct drafts when possible), and shuffle it to a different problem; the draft, now about a different problem, implicitly *lifts* the training prompt to a more general but *masked* task, of which the original bare problem is a degenerate special case. The mismatched wrong draft is an *observation*—an off-policy trace of an attempt at a masked problem, sitting in context alongside the actual question. The strong model produces a solution from scratch in a single rollout per prompt, with no produce-critique-revise loop or second pass. The recipe is standard on-policy RL fine-tuning. GRPO’s reward then selects, across rollouts, the solutions the strong model finds from its own intrinsic capabilities. Because the task of interest is a degenerate special case of the training prompt, the training–inference discrepancy is minimal. The weak model is not supervised-fine-tuning the strong learner [Burns et al., 2023], and the strong learner is not correcting the weaker draft.

The recipe is materially simpler than the strongest published Mathstral-7B-v0.1 pipeline yet beats it: with a single GPU, no SFT, no reward models, no synthesized data, and no produce-critique-revise inner loop, the mismatched-wrong variant reaches 71.98% on MATH-500 ($n=10$ seeds, 95% CI $\pm 0.80\text{pp}$). For reference, WizardMath [Luo et al., 2025] reports 70.9% on full MATH using a synthesized SFT stage followed by PPO with both a process and an instruction reward model.

Contributions.

- **Weak-to-strong elicitation can simultaneously sharpen and expand the strong learner’s coverage under on-policy RLVR with GRPO.** Recent analyses argue that on-policy RL fine-tuning only sharpens existing modes. Our recipe is a counterexample: MATH-500 greedy pass@1 lifts by +17.78pp over Mathstral-7B base ($n=10$ seeds, $p < 0.0001$) and pass@ k on out-of-distribution AIME 2025/2026 lifts above Mathstral-7B base at every sample budget from $k=1$ to $k=1024$ (2 seeds).
- **We show that mismatch \times wrongness is the active ingredient.** We isolate the full 2×2 (draft assignment matched/mismatched \times draft content correct/wrong) variants under the same draft model, training data, and recipe; only the mismatched-wrong variant consistently lifts above the Mathstral-7B base.
- **A small recipe that beats heavier pipelines on Mathstral-7B.** 71.98% on MATH-500—exceeding WizardMath’s heavier 70.9% (full MATH)—with a single-GPU and outcome-reward-only recipe.

2 Related Work

RLVR for mathematical reasoning. Reinforcement learning has driven much of the recent progress in LLM for mathematics, exemplified by GRPO and descendants [Shao et al., 2024, Liu et al., 2025, Yu et al., 2025] and the “zero”-style line of work showing that strong reasoning emerges directly from RL without an SFT stage [DeepSeek-AI, 2025, Hu et al., 2025, Zeng et al., 2025]. WizardMath [Luo et al., 2025] represents the heavier end of the spectrum, combining synthesized SFT data with PPO and process/instruction reward models; it is our headline 70.9% Mathstral-7B comparison. Our recipe uses Dr. GRPO [Liu et al., 2025] unchanged, and the novelty sits at the *task* the learner is trained on.

Coverage vs. sharpening under RL post-training. A growing line of empirical analyses argues that on-policy RL fine-tuning sharpens existing modes while leaving the base model’s pass@ k coverage at large k unchanged or even reduced [Yue et al., 2025]; concurrently, methods that explicitly trade off generation diversity against quality during RL have been proposed [Li et al., 2025]. Our recipe is a counterexample to the sharpen-only reading (see §4).

Weak-to-strong and self-improvement. Prior approaches all use the weaker (or earlier) model as a supervision signal: weak-to-strong supervision distills a weaker model’s labels into a stronger one [Burns et al., 2023]; self-bootstrapping methods iteratively retrain on the model’s own correct rollouts filtered by reward (STaR [Zelikman et al., 2022], ReST^{EM} [Singh et al., 2024]); iterative correction-and-refinement pipelines train models to revise their own attempts via produce–critique–revise loops [Welleck et al., 2023], and SCoRe [Kumar et al., 2025] uses multi-turn RL and reward shaping to train models to correct their own first-attempt mistakes. Closest to our setting, both Burns et al. [2023] and Bansal et al. [2025] use a weaker model to produce supervised training data for a stronger one (labels and synthesized data respectively); we instead inject wrong drafts into the strong model’s GRPO context window. In all of these prior approaches the weaker (or earlier) model serves as a teacher or starting point for revision; in ours, it is an off-policy explorer that lifts the training task to a more general one, while the loss remains on-policy with respect to the strong learner.

3 Method

3.1 Data

Training uses ~ 8.8 K Level 3–5 problems among the 12K problems in MATH [Hendrycks et al., 2021] after removing the 500 problems of MATH-500 [Lightman et al., 2024]. Testing uses the held-out MATH-500 and AIME 2024/2025/2026 [MathArena, 2025].

3.2 Wrong Drafts

For each training problem x , we sample 32 draft completions from the weaker model π_W at temperature $T=0.8$, top- $p=0.95$, max 2560 completion tokens. We define a helper `mathematically_quasi_correct(\cdot)` that runs math-verify [Kydliček and Hugging Face, 2025]

Problem: {problem} Thinking: {draft} The thinking section may contain errors. Solve the math problem step by step. Write your own correct solution. Put your final answer within \boxed{ }. Correct Solution:

Figure 2: Prompt template. At training time, {draft} is the (mismatched, wrong) draft $d_{\sigma(x)}^-$. At evaluation time, {draft} is the literal string “N/A”.

against an answer extracted via a prioritized fallback chain: `\boxed{ }` first, then natural-language patterns (“the answer is X”), inline math expressions ($\$ \dots \$$), and bare assignment lines (“var = VALUE”). Among the 32, we randomly sample a completion that is wrong and non-trivially so (`mathematically_quasi_correct=False`), falling back to one rejected by the strict boxed-only criterion if all are quasi-correct, and finally to any completion. The result is an offline paired set $\{(x, d_x^-)\}_{x \in \mathcal{D}}$ with $\sim 8.8\text{K}$ problems, each carrying one selected draft, sampled once before RL training begins.

3.3 Mismatched Wrong Drafts

We apply a random 1-1 derangement $\sigma : \mathcal{D} \rightarrow \mathcal{D}$, pairing each problem with the wrong draft of another problem:

$$\text{train dataset} = \{(x, d_{\sigma(x)}^-) : x \in \mathcal{D}\}. \quad (1)$$

(In an unconstrained random permutation the expected number of fixed points is 1.) We then run on-policy Dr. GRPO [Liu et al., 2025] on π_S over augmented prompts $\tilde{x} = \text{Template}(x, d_{\sigma(x)}^-)$; rollouts and gradients remain on-policy with respect to π_S . The exact prompt template is shown in Figure 2. The derangement is fixed once at the start of training.

3.4 Reward

The reward is binary and outcome-only: 1 if `mathematically_quasi_correct(completion, gold)` returns True, and 0 otherwise. We opt for this lenient check rather than a strict boxed-only requirement to accelerate reward signal acquisition during training. We use no format, length, or process reward. We apply Dr. GRPO [Liu et al., 2025] to maximize the efficiency of our limited completion-length budget. Training details are in §4.1.

4 Experiments

4.1 Experimental setup

Training. We fine-tune Mathstral-7B [Mistral AI, 2024] via LoRA adapters of rank 16 on all 7 linear projections per transformer block (attention + MLP) [Hu et al., 2022], drawing drafts from Qwen2.5-Math-1.5B [Yang et al., 2024], on a single B200 GPU. Optimizer: AdamW with constant learning rate 5×10^{-6} , $\beta_2=0.99$. RL config (Dr. GRPO): $\beta=0$ (no KL penalty), group size $G=16$, gradient accumulation 4, 2222 steps (1 epoch). Generation: max completion length 4096 tokens, max prompt length 3072. Checkpoints saved every 50 steps. Each run takes up to 30+ hours wall-clock. Implementation uses TRL [von Werra et al., 2020], vLLM [Kwon et al., 2023], and Unsloth [Han et al., 2023].

Evaluation. Our evaluation spans the MATH-500 and AIME 2024–2026 datasets, tracking two primary metrics: (1) greedy pass@1 ($T=0$, max 4096 completion tokens) and (2) sampling pass@ k across various budgets ($N = 256$ samples per problem for MATH-500, $N = 2048$ for AIME, max 4096 completion tokens, $T = 0.6$, top- $p = 0.95$), calculated via the unbiased estimator from Chen et al. [2021]. We maintain a consistent prompt template (Figure 2) during evaluation for our trained models and the Qwen2.5-Math-1.5B drafter. Specifically, the {draft} field is populated with the literal string “N/A” during evaluations (as well as during training of the no-draft variant). The only exception is the Mathstral-7B base model, which we test using its default [INST] chat format: {problem}\n\n followed by “Please reason step by step, and put your final answer within

circles = sampling pass@ k ; stars = greedy pass@1 (10-seed mean \pm 1 std)

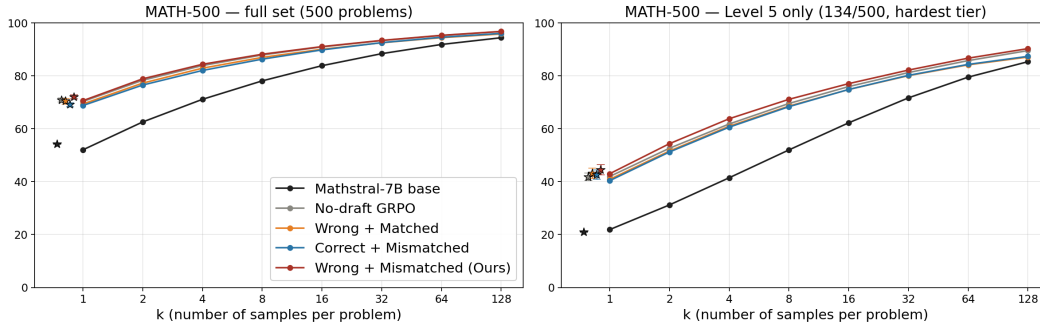


Figure 3: MATH-500 pass@ k . **Left:** overall (500 problems). **Right:** Level 5 only (134 problems). 2-seed mean ($s=\{42, 137\}$) for all 5 lines (Mathstral-7B base, no-draft GRPO, matched-wrong, mismatched-correct, mismatched-wrong).

\boxed{.}”, all enclosed in [INST] ... [/INST] tokens. Section 4.3 confirms that our performance gains over Mathstral-7B remain valid despite this formatting difference.

4.2 MATH-500

The mismatched-wrong variant achieves 71.98% on MATH-500 ($n = 10$ seeds, 95% CI ± 0.80 pp), surpassing the heavier WizardMath pipeline at 70.9% on full MATH (Table 1). Beyond greedy pass@1, the mismatched-wrong variant also leads on sampling pass@ k (Figure 3).

Table 1: Greedy pass@1 on MATH for methods fine-tuning Mathstral-7B-v0.1. WizardMath reports on the full MATH test (5,000 problems); our results on the MATH-500 subset [Lightman et al., 2024].

Work	MATH (full)	MATH-500
WizardMath [Luo et al., 2025]	70.9	—
Mismatched-wrong (ours)	—	71.98

4.3 AIME 2025 and 2026

Table 2: Mean across 2 seeds ($s=\{42, 137\}$). Endpoint values of Figure 1.

	AIME 2025 (n=30)		AIME 2026 (n=30)	
	pass@1	pass@1024	pass@1	pass@1024
Mathstral-7B base ([INST] prompt)	0.81	58.40	1.12	62.69
Mathstral-7B base (nodraft prompt)	0.87	64.21	1.16	55.47
Qwen2.5-Math-1.5B (draft model)	3.82	67.57	4.30	57.84
No-draft GRPO ([INST])	3.72	65.49	4.29	63.33
No-draft GRPO (nodraft)	4.78	66.94	6.09	61.58
Matched-wrong ([INST])	2.53	64.62	3.01	55.15
Matched-wrong (nodraft)	5.13	60.33	<u>6.68</u>	61.20
Mismatched-correct ([INST])	3.57	68.19	4.12	59.12
Mismatched-correct (nodraft)	5.99	<u>69.22</u>	5.75	60.11
Mismatched-wrong (ours, [INST])	3.37	60.92	4.50	<u>65.73</u>
Mismatched-wrong (ours, nodraft)	<u>5.66</u>	72.60	7.17	71.68

If the recipe merely sharpens the strong model’s distribution—reweighting probability mass toward already-reachable solutions—its pass@ k curve at large k should saturate at or below the base model. If it expands the policy’s reachable set, the curve should dominate the baseline at every k . We probe this on out-of-distribution AIME 2025 and AIME 2026, where contamination of the underlying

models is implausible (both years post-date the training cutoff of Mathstral-7B and Qwen2.5-Math-1.5B). The data falls on the side of expansion (Figure 1, Table 2): +14.2pp on 2025 and +9.0pp on 2026 at $k=1024$ over Mathstral-7B in its native [INST] format. Table 2 reports both prompting formats for completeness; within each model the two formats give comparable numbers, but the training-consistent format ([INST] for base, nodraft for the trained variants) generally does better.

Per-problem analysis. The overall improvement stems from large, concentrated gains on specific problems rather than marginal improvements across the board. Furthermore, these gains outweigh the losses in both frequency and magnitude. Out of 60 AIME 2025+2026 problems, 11 see a pass@1024 increase of ≥ 30 pp over the Mathstral-7B baseline, compared to only 4 that lose ≥ 30 pp. Similarly, 6 problems gain ≥ 50 pp while only 3 lose ≥ 50 pp (Figure 4).

We also observe 13 “capability-creation” cases—instances where the baseline scores 0% but our model achieves a positive pass rate. The most striking of these reach near-perfect success (e.g., AIME 2026 P8: 0% \rightarrow 100%; AIME 2025 P15: 0% \rightarrow 84.4%). Conversely, the inverse scenario—where our model collapses to 0% on a problem the baseline could solve—is rare, occurring on just 2 problems (AIME 2026 P22: 87.5% \rightarrow 0%; AIME 2026 P15: 50% \rightarrow 0%).

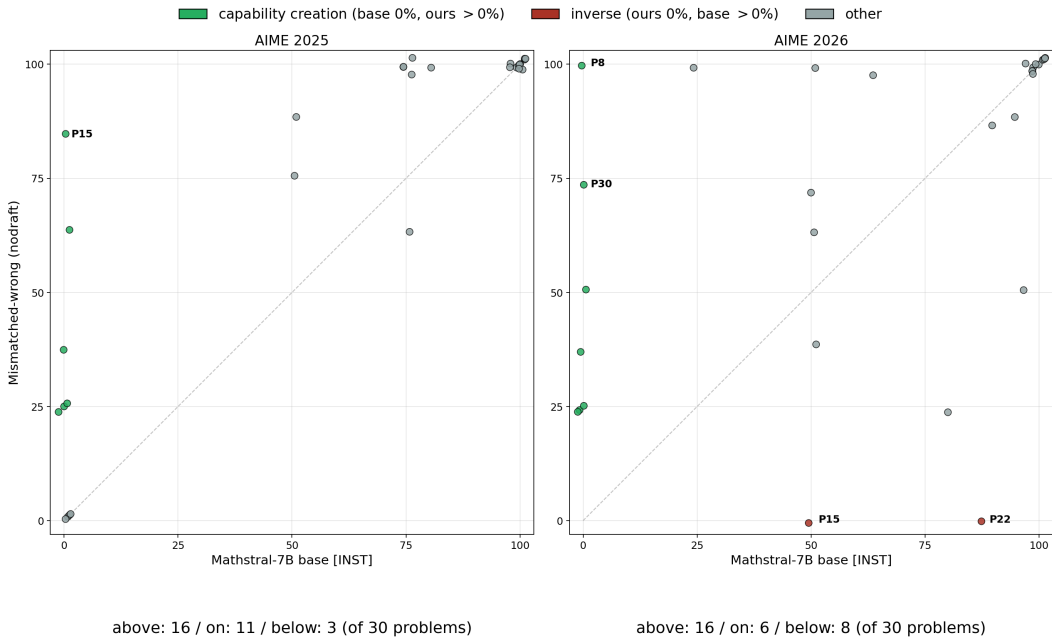


Figure 4: Per-problem AIME pass@1024 (one dot = one problem, 2-seed mean, slight diagonal jitter): mismatched-wrong (ours, nodraft) vs Mathstral-7B base ([INST]). Points above the diagonal indicate our variant wins. Green: capability-creation cases (base 0%, ours > 0%; 13 problems). Red: inverse (ours 0%, base > 0%; 2 problems).

4.4 AIME 2024

AIME 2024 predates the release of both Mathstral-7B-v0.1 and Qwen2.5-Math-1.5B, raising the possibility that one or both models were exposed to it during training. We exclude AIME 2024 from the headline claim and report it here for completeness, with caveats discussed in §5 and reasoning-rigor results in §D.3.

Unlike on AIME 2025/2026, the mismatched-wrong recipe (ours, nodraft) does not lead the trained variants on AIME 2024: no-draft GRPO is ~ 4.7 pp ahead at pass@1024 (72.97% vs 68.28%). Within the wrong-draft axis, however, the mismatched-wrong variant still leads matched-wrong by 1–4pp across k on AIME 2024 (Figure 5).

Mathstral-7B-v0.1 in [INST] (native format); the rest in nodraft format ("N/A").

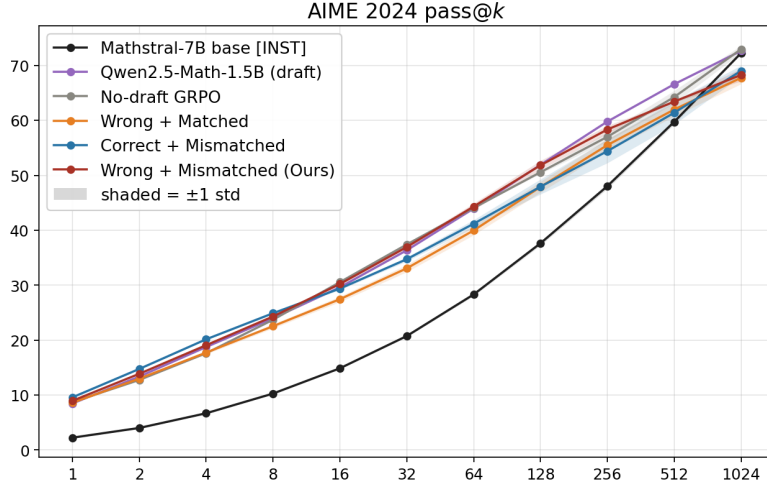


Figure 5: AIME 2024 pass@k ($n=2048$ samples per problem, mean across 2 seeds $s \in \{42, 137\}$). Base lags trained variants at low k but catches up at $k=1024$ to within ~ 1 pp of the leaders.

Table 3: Mean across 2 seeds ($s=\{42, 137\}$). Endpoint values of Figure 5.

Configuration	pass@1 (%)	pass@1024 (%)
Mathstral-7B base ([INST])	2.22	72.25
Mathstral-7B base (nodraft)	2.29	66.14
Qwen2.5-Math-1.5B (draft model)	8.45	<u>72.65</u>
No-draft GRPO ([INST])	6.97	63.68
No-draft GRPO (nodraft)	8.69	72.97
Matched-wrong ([INST])	4.34	68.61
Matched-wrong (nodraft)	8.59	67.75
Mismatched-correct ([INST])	6.04	64.87
Mismatched-correct (nodraft)	9.57	69.02
Mismatched-wrong (ours, [INST])	5.62	70.36
Mismatched-wrong (ours, nodraft)	<u>8.94</u>	68.28

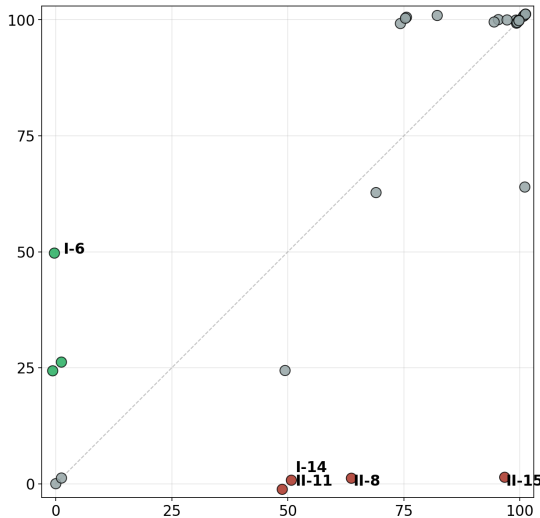


Figure 6: Per-problem AIME 2024 pass@1024 (one dot = one problem, 2-seed mean, slight diagonal jitter): y -axis = mismatched-wrong (ours, nodraft), x -axis = Mathstral-7B base ([INST]). Of 30 problems: 12 above the diagonal, 11 on (gap < 0.1pp; most are problems both models solve at $\sim 100\%$), 7 below. Green: capability-creation cases (base 0%, ours > 0%; 3 problems). Red: inverse (ours 0%, base > 0%; 4 problems). The asymmetry observed on AIME 2025/2026 (Figure 4) reverses on AIME 2024. Per §D.3, however, the creation case I-6 yields a rigorous solution from our variant, while none of the 4 inverse cases yield any valid solution.

4.5 The 2×2 variants vs. no-draft GRPO vs. Mathstral-7B

To isolate the active ingredient, we fix the learner (Mathstral-7B), draft model (Qwen2.5-Math-1.5B), training data (~8.8K Level 3–5 MATH problems), algorithm (Dr. GRPO), and vary two binary axes: draft assignment (matched to the current problem vs. shuffled to a different problem) and draft content (correct vs. wrong). We compare these four variants against no-draft GRPO and the Mathstral-7B base (Figure 7, Table 4). Figure 7 and Table 4 reveal a strict interaction effect: neither mismatch alone nor wrongness alone advances the policy—only their intersection, mismatched-wrong, consistently outperforms no-draft GRPO.

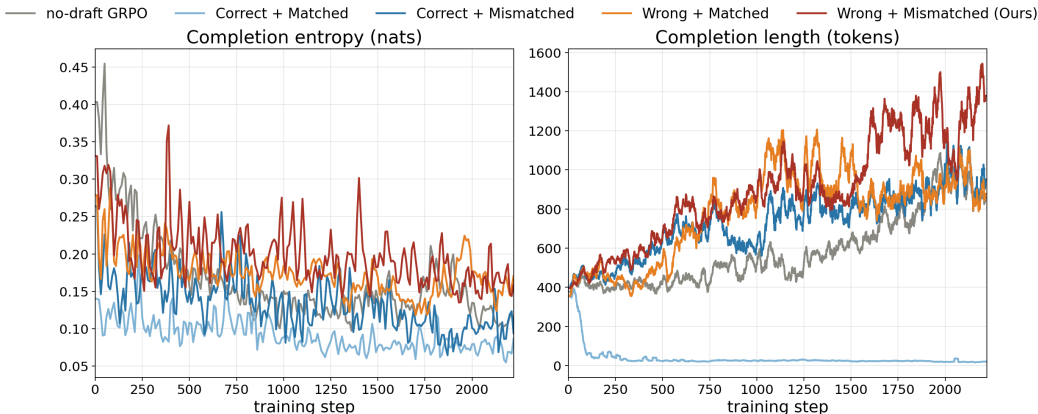


Figure 7: Training dynamics across the 2×2 + no-draft GRPO, 1 epoch. **Left:** completion entropy in nats. **Right:** completion length per step in tokens. Both panels show a rolling mean over a 20-step window for clarity. A few patterns are visible: (i) *Correct+Matched* collapses into a copying shortcut. (ii) *Correct+Mismatched* sits below no-draft GRPO on entropy, while both wrong-draft variants lie above it—suggesting that correct content in context constrains the rollout distribution while wrong content widens it. (iii) *Wrong+Mismatched (Ours)* reaches the longest completions and the highest entropy throughout training, suggesting reasoning development.

Table 4: MATH-500 greedy pass@1 accuracy (% , 10-seed mean) by difficulty level, comparing the 2×2 ablation (draft assignment × draft content) against no-draft GRPO and Mathstral-7B base.

	Overall	L1	L2	L3	L4	L5
Mathstral-7B base ([INST])	54.20	90.70	76.67	64.76	52.34	20.90
No-draft GRPO (nodraft)	<u>70.82</u>	96.98	<u>88.22</u>	<u>86.48</u>	<u>67.34</u>	41.79
Matched + Correct (nodraft)		peaks at 57.2, then collapses to ~36				
Mismatched + Correct (nodraft)	69.02	87.67	85.78	84.10	66.25	42.61
Matched + Wrong (nodraft)	70.36	88.84	86.67	87.43	67.19	<u>43.13</u>
Mismatched + Wrong (ours, nodraft)	71.98	90.00	91.56	85.52	69.84	44.48

The other three quadrants each fail differently. With a matched, correct draft, the policy collapses into a *copying shortcut*: completion entropy plummets and rollouts shrink to near-direct-copy (Figure 7), and the model has learned to extract the visible answer without reasoning. Matched-wrong drafts let the policy fall into an *anchoring trap*: the relevant-but-wrong trace acts as a local-optimum prior, and the policy stays near it and edits it minimally into reward. Mismatched-correct drafts fail for two reasons: (i) the correct draft acts as a reasoning analogy—the strong learner can often infer the masked problem from the correct draft [Morris et al., 2024] and anchor its reasoning on the solution to the inferred problem; (ii) nontrivially-wrong traces are more information-dense than correct ones.

The mismatched-wrong variant avoids all three failure modes. The path of least resistance is for the learner to reason from its own intrinsic capabilities. Consistent with this, mismatched-wrong sustains the highest completion entropy and longest rollouts during training (Figure 7).

5 Discussion

Capability expansion under on-policy RL. A growing consensus in recent empirical analyses suggests that on-policy RL fine-tuning merely sharpens a model’s existing modes, reweighting probability mass toward already-reachable solutions without expanding the base model’s intrinsic coverage at large k . Our results challenge that reading. By lifting the training task to a more general one, our recipe yields strict $\text{pass}@k$ improvements at large sample budgets on out-of-distribution AIME 2025/2026 (§4.3)—demonstrating that under the same on-policy GRPO algorithm, an altered context distribution can drive capability *expansion* rather than mere sharpening.

Closing optimization shortcuts. The 2×2 ablation (§4.5) makes a case for *what fails*: a copying-shortcut collapse, an anchoring trap, and information-density loss. Why the remaining mismatched-wrong quadrant *succeeds* is less pinned down. Our working hypothesis is that closing all three failure modes pushes the strong learner to fall back on its own intrinsic capability. But success may also hinge on the draft model’s training, on training data distribution and curation (we did little here), and possibly more. A precise characterization is left to future work.

Eliciting latent capability. We view this dynamic as an instance of *eliciting latent knowledge* [Christiano et al., 2021]: surfacing reasoning capabilities already present but dormant in the model by applying an appropriate contextual transformation. The weak draft model acts not as a teacher providing explicit supervision but as a contextual probe—its off-policy traces alter the path of least resistance and expose the strong learner to regions of the solution space it wouldn’t otherwise explore, surfacing capabilities that don’t emerge from a collapsed bare prompt.

Caveats and limitations. On AIME 2024 the recipe does not outperform no-draft GRPO at high k (§4.4). Our working explanation is test-distribution contamination in either the learner or the draft model, but this is one hypothesis that we have not verified; understanding why AIME 2024 differs from AIME 2025/2026 under this recipe is open future work. The recipe also relies on the strong model carrying the latent capability to pick up the lifted task within a finite generation budget (4096 tokens in our experiments); tasks demanding substantially longer reasoning chains, or capability genuinely beyond the model’s intrinsic reach, would require a different setup. Our recipe uses outcome-only reward, which carries a reward-hacking risk amplified by AIME’s finite answer space ($[0, 999]$): solutions can be scored correct despite mathematically wrong reasoning. A rigor scan on 239 correct rollouts (Appendix D.3) finds this pattern is pervasive (96.7% reward-hacked), affecting all trained model variants as well as the Mathstral-7B base. Specific cases are documented in Appendix C.2 (our trained variant) and Appendix C.3 (Mathstral-7B base). Addressing this is open future work. Finally, our results come from a single learner, a single draft model, and a single domain; whether the recipe transfers to other models, domains, or scales is open.

6 Conclusion

We demonstrate that weak-to-strong elicitation can simultaneously sharpen and expand a strong learner’s reasoning coverage under on-policy RLVR, challenging the assumption that on-policy RL strictly sharpens existing modes. The active ingredient is the interaction of two axes: the draft is nontrivially wrong, and permuted to a mismatched problem. This combination injects off-policy tokens into the context while closing optimization shortcuts, pushing the learner to elicit its own intrinsic reasoning capabilities. We see this as a small step toward injecting off-policy exploration into on-policy RL post-training.

References

- DeepSeek-AI. DeepSeek-R1: Incentivizing reasoning capability in LLMs via reinforcement learning. *arXiv preprint arXiv:2501.12948*, 2025.
- Eric Zelikman, Yuhuai Wu, Jesse Mu, and Noah D. Goodman. STaR: Bootstrapping reasoning with reasoning. In *Advances in Neural Information Processing Systems (NeurIPS)*, 2022.
- Jiaxin Huang, Shixiang Gu, Le Hou, Yuexin Wu, Xuezhi Wang, Hongkun Yu, and Jiawei Han. Large language models can self-improve. In *Conference on Empirical Methods in Natural Language Processing (EMNLP)*, 2023. URL <https://aclanthology.org/2023.emnlp-main.67/>.

- Aman Madaan, Niket Tandon, Prakhar Gupta, Skyler Hallinan, Luyu Gao, Sarah Wiegreffe, Uri Alon, Nouha Dziri, Shrimai Prabhumoye, Yiming Yang, Shashank Gupta, Bodhisattwa Prasad Majumder, Katherine Hermann, Sean Welleck, Amir Yazdanbakhsh, and Peter Clark. Self-Refine: Iterative refinement with self-feedback. *arXiv preprint arXiv:2303.17651*, 2023.
- Aviral Kumar, Vincent Zhuang, Rishabh Agarwal, Yi Su, John D. Co-Reyes, Avi Singh, Kate Baumli, Shariq Iqbal, Colton Bishop, Rebecca Roelofs, Lei M. Zhang, Kay McKinney, Disha Shrivastava, Cosmin Paduraru, George Tucker, Doina Precup, Feryal Behbahani, and Aleksandra Faust. Training language models to self-correct via reinforcement learning. In *International Conference on Learning Representations (ICLR)*, 2025.
- Long Ouyang, Jeffrey Wu, Xu Jiang, Diogo Almeida, Carroll L. Wainwright, Pamela Mishkin, Chong Zhang, Sandhini Agarwal, Katarina Slama, Alex Ray, John Schulman, Jacob Hilton, Fraser Kelton, Luke Miller, Maddie Simens, Amanda Askell, Peter Welinder, Paul Christiano, Jan Leike, and Ryan Lowe. Training language models to follow instructions with human feedback. In *Advances in Neural Information Processing Systems (NeurIPS)*, 2022.
- Zhihong Shao, Peiyi Wang, Qihao Zhu, Runxin Xu, Junxiao Song, Mingchuan Zhang, Y. K. Li, Y. Wu, and Daya Guo. DeepSeekMath: Pushing the limits of mathematical reasoning in open language models. *arXiv preprint arXiv:2402.03300*, 2024.
- Yang Yue, Zhiqi Chen, Rui Lu, Andrew Zhao, Zhaokai Wang, Yang Yue, Shiji Song, and Gao Huang. Does reinforcement learning really incentivize reasoning capacity in LLMs beyond the base model? In *Advances in Neural Information Processing Systems (NeurIPS)*, 2025. URL <https://openreview.net/forum?id=40sgYD7em5>.
- Zichen Liu, Changyu Chen, Wenjun Li, Penghui Qi, Tianyu Pang, Chao Du, Wee Sun Lee, and Min Lin. Understanding R1-Zero-like training: A critical perspective. In *Conference on Language Modeling (COLM)*, 2025. URL <https://openreview.net/forum?id=5PAF7PAY2Y>.
- Collin Burns, Pavel Izmailov, Jan Hendrik Kirchner, Bowen Baker, Leo Gao, Leopold Aschenbrenner, Yining Chen, Adrien Ecoffet, Manas Joglekar, Jan Leike, Ilya Sutskever, and Jeff Wu. Weak-to-strong generalization: Eliciting strong capabilities with weak supervision. *arXiv preprint arXiv:2312.09390*, 2023.
- Haipeng Luo, Qingfeng Sun, Can Xu, Pu Zhao, Jian-Guang Lou, Chongyang Tao, Xiubo Geng, Qingwei Lin, Shifeng Chen, Yansong Tang, and Dongmei Zhang. WizardMath: Empowering mathematical reasoning for large language models via reinforced evol-instruct. In *International Conference on Learning Representations (ICLR)*, 2025.
- Qiyang Yu, Zheng Zhang, Ruofei Zhu, Yufeng Yuan, Xiaochen Zuo, Yu Yue, Tiantian Fan, Gaohong Liu, Lingjun Liu, Xin Liu, et al. DAPO: An open-source LLM reinforcement learning system at scale. *arXiv preprint arXiv:2503.14476*, 2025.
- Jingcheng Hu, Yinmin Zhang, Qi Han, Daxin Jiang, Xiangyu Zhang, and Heung-Yeung Shum. Open-Reasoner-Zero: An open source approach to scaling up reinforcement learning on the base model. *arXiv preprint arXiv:2503.24290*, 2025.
- Weihao Zeng, Yuzhen Huang, Qian Liu, Wei Liu, Keqing He, Zejun Ma, and Junxian He. SimpleRL-Zoo: Investigating and taming zero reinforcement learning for open base models in the wild. *arXiv preprint arXiv:2503.18892*, 2025.
- Tianjian Li, Yiming Zhang, Ping Yu, Swarnadeep Saha, Daniel Khashabi, Jason Weston, Jack Lanchantin, and Tianlu Wang. Jointly reinforcing diversity and quality in language model generations. *arXiv preprint arXiv:2509.02534*, 2025.
- Avi Singh, John D. Co-Reyes, Rishabh Agarwal, Ankesh Anand, Piyush Patil, Xavier Garcia, Peter J. Liu, James Harrison, Jaehoon Lee, Kelvin Xu, Aaron T. Parisi, Abhishek Kumar, Alexander A. Alemi, Alex Rizkowsky, Azade Nova, Ben Adlam, Bernd Bohnet, Gamaleldin Fathy Elsayed, Hanie Sedghi, Igor Mordatch, et al. Beyond human data: Scaling self-training for problem-solving with language models. *Transactions on Machine Learning Research*, 2024.

- Sean Welleck, Ximing Lu, Peter West, Faeze Brahman, Tianxiao Shen, Daniel Khoshabi, and Yejin Choi. Generating sequences by learning to self-correct. In *International Conference on Learning Representations (ICLR)*, 2023.
- Hritik Bansal, Arian Hosseini, Rishabh Agarwal, Vinh Q. Tran, and Mehran Kazemi. Smaller, weaker, yet better: Training LLM reasoners via compute-optimal sampling. In *International Conference on Learning Representations (ICLR)*, 2025. URL <https://openreview.net/forum?id=30yaXFQuD1>.
- Dan Hendrycks, Collin Burns, Saurav Kadavath, Akul Arora, Steven Basart, Eric Tang, Dawn Song, and Jacob Steinhardt. Measuring mathematical problem solving with the MATH dataset. In *Advances in Neural Information Processing Systems Datasets and Benchmarks Track*, 2021.
- Hunter Lightman, Vineet Kosaraju, Yura Burda, Harri Edwards, Bowen Baker, Teddy Lee, Jan Leike, John Schulman, Ilya Sutskever, and Karl Cobbe. Let’s verify step by step. In *International Conference on Learning Representations (ICLR)*, 2024.
- MathArena. MathArena: Evaluating LLMs on uncontaminated math olympiad problems. <https://matharena.ai>, 2025.
- Hynek Kydlíček and Hugging Face. Math-Verify: Robust mathematical expression verification for language models. <https://github.com/huggingface/Math-Verify>, 2025.
- Mistral AI. Mathstral 7B. <https://huggingface.co/mistralai/Mathstral-7B-v0.1>, 2024.
- Edward J. Hu, Yelong Shen, Phillip Wallis, Zeyuan Allen-Zhu, Yuanzhi Li, Shean Wang, Lu Wang, and Weizhu Chen. LoRA: Low-rank adaptation of large language models. In *International Conference on Learning Representations (ICLR)*, 2022.
- An Yang, Beichen Zhang, Binyuan Hui, Bofei Gao, Bowen Yu, Chengpeng Li, Dayiheng Liu, Jianhong Tu, Jingren Zhou, Junyang Lin, et al. Qwen2.5-Math technical report: Toward mathematical expert model via self-improvement. *arXiv preprint arXiv:2409.12122*, 2024.
- Leandro von Werra, Younes Belkada, Lewis Tunstall, Edward Beeching, Tristan Thrush, Nathan Lambert, and Shengyi Huang. TRL: Transformer reinforcement learning. <https://github.com/huggingface/trl>, 2020.
- Woosuk Kwon, Zhuohan Li, Siyuan Zhuang, Ying Sheng, Lianmin Zheng, Cody Hao Yu, Joseph E. Gonzalez, Hao Zhang, and Ion Stoica. Efficient memory management for large language model serving with PagedAttention. In *Proceedings of the ACM Symposium on Operating Systems Principles (SOSP)*, 2023.
- Daniel Han, Michael Han, and Unsloth team. Unsloth: Fast and memory-efficient fine-tuning of LLMs. <https://github.com/unslothai/unsloth>, 2023.
- Mark Chen, Jerry Tworek, Heewoo Jun, Qiming Yuan, Henrique Ponde de Oliveira Pinto, Jared Kaplan, Harri Edwards, Yuri Burda, Nicholas Joseph, Greg Brockman, et al. Evaluating large language models trained on code. *arXiv preprint arXiv:2107.03374*, 2021.
- John Xavier Morris, Wenting Zhao, Justin T. Chiu, Vitaly Shmatikov, and Alexander M. Rush. Language model inversion. In *International Conference on Learning Representations (ICLR)*, 2024.
- Paul Christiano, Ajeya Cotra, and Mark Xu. Eliciting latent knowledge: How to tell if your eyes deceive you. Alignment Research Center technical report, 2021.

A Experimental setup details

Table 5 consolidates the settings underlying our experiments.

Learner (π_S)	Mathstral-7B-v0.1 [Mistral AI, 2024]
Draft model (π_W)	Qwen2.5-Math-1.5B [Yang et al., 2024]
Training data	\sim 8.8K MATH L3-5 (MATH-500 held out) [Hendrycks et al., 2021]
Algorithm	Dr. GRPO [Liu et al., 2025]; $\beta=0$, $G=16$, grad accum 4
LoRA	rank 16 on all linear projections [Hu et al., 2022]
Optimizer	AdamW; LR 5×10^{-6} constant; $\beta_1=0.9$, $\beta_2=0.99$
Training steps	2222 (1 epoch); checkpoint every 50
Draft sampling	$T=0.8$, top- $p=0.95$, 32 candidates per problem, max 2560 tokens
Mismatched assignment	random 1-1 derangement, fixed at start
Reward	binary; <code>extract_boxed</code> , then prioritized fallback chain for answer extraction, then <code>math-verify</code> [Kydlicek and Hugging Face, 2025]
Eval (correctness)	strict <code>extract_boxed</code> , then <code>math-verify</code>
Eval (greedy pass@1)	$T=0$, max 4096 tokens
Eval (sampling pass@ k)	$T=0.6$, top- $p=0.95$, $n=256$ (MATH-500) / 2048 (AIME)
Hardware & libraries	1 \times NVIDIA B200 GPU, ≤ 30 +h; TRL, vLLM, Unsloth

Table 5: Experimental setup details.

B MATH-500 greedy pass@1 trajectories across late-training checkpoints

We report MATH-500 greedy pass@1 accuracy (mean \pm std, $T=0$, `nodraft` prompt) evaluated at 50-step intervals across late-training checkpoints. This sweep establishes our checkpoint-selection protocol: we select ckpt-2000 as our headline checkpoint because it performs best globally across all four variants, ensuring our results are not cherry-picked. Unless otherwise noted, all cells use $n=10$ seeds. We additionally evaluated Correct + Mismatched at $n=4$ seeds outside this sweep, yielding 69.35 ± 0.90 (Overall) / 40.30 ± 1.22 (L5) at ckpt-1950 and 69.10 ± 0.89 / 38.06 ± 2.72 at ckpt-2222.

ckpt	No-draft GRPO	Wrong + Matched	Correct + Mismatched*	Wrong + Mismatched (Ours)
<i>Overall MATH-500</i>				
2000	70.82 \pm 0.74	70.36 \pm 1.09	69.02 \pm 0.79	71.98\pm0.80
2050	68.90 \pm 0.87	68.88 \pm 1.03	68.75 \pm 0.66	71.34 \pm 0.71
2100	70.16 \pm 0.85	68.64 \pm 0.91	—	71.40 \pm 0.74
2150	70.04 \pm 0.88	68.54 \pm 0.81	—	71.08 \pm 0.69
2200	67.90 \pm 0.61	69.16 \pm 0.93	—	70.22 \pm 1.15
<i>L5 only</i>				
2000	41.79 \pm 1.45	43.13 \pm 1.98	42.61 \pm 1.74	44.48 \pm 1.90
2050	40.90 \pm 1.16	40.30 \pm 1.65	40.49 \pm 1.54	47.39\pm1.23
2100	40.00 \pm 2.06	41.42 \pm 2.12	—	43.51 \pm 2.11
2150	39.63 \pm 2.06	41.42 \pm 2.75	—	41.72 \pm 1.88
2200	34.85 \pm 1.41	39.78 \pm 1.54	—	41.79 \pm 3.07

Table 6: Wrong + Mismatched (Ours) maintains a consistent lead. *Correct + Mismatched uses $n=4$ seeds at ckpt-2050.

C AIME 2025/2026 case studies

To contextualize the quantitative pass@1024 metrics, we present three qualitative case studies examining the raw reasoning traces of both the Mathstral-7B base model and our mismatched-wrong variant. These examples are specifically selected to illustrate true mathematical capability expansion, as well as the reward-hacking vulnerabilities of outcome-only RLVR discussed in §5.

- **Genuine Capability Creation (AIME 2026 P8, §C.1):** The base model fails completely (0%), while our variant achieves 100% pass@1024. The sample trace demonstrates a true positive: the model arrives at the correct final answer through a rigorous, mathematically valid derivation.
- **Reward-Hacked Capability Creation (AIME 2025 P15, §C.2):** The base model fails (0%), while our variant achieves 84.4% pass@1024. However, the sample trace reveals

a false positive: the model reaches the correct final numerical answer via wrong logic, concretely illustrating the outcome-reward caveat from §5.

- **Reward-Hacked Baseline / Inverse Case (AIME 2026 P22, §C.3):** The base model achieves 87.5% pass@1024 while our variant fails completely (0%). Crucially, analysis reveals that all 6 of the base model’s successful traces (across 4096 rollouts) rely on mathematically wrong reasoning to land on the correct integer, demonstrating that the Mathstral-7B base is equally susceptible to the reward-hacking failure mode.

C.1 AIME 2026 Problem 8

Problem. Let N be the number of positive integer divisors of 17017^{17} that leave a remainder of 5 when divided by 12. Find the remainder when N is divided by 1000.

Gold answer. 244.

Raw correctness counts ($n=2048$ samples per cell):

	Correct / 2048
Mismatched + Wrong (nodraft), $s=42$	35
Mismatched + Wrong (nodraft), $s=137$	39
Mathstral-7B base ([INST]), $s=42$	0
Mathstral-7B base ([INST]), $s=137$	0

Mathstral-7B never solves this problem (0/4096); Mismatched + Wrong solves it 74 times. Below is a correct Mismatched + Wrong sample:

1. Prime Factorization of 17017:

We start by finding the prime factorization of 17017.

$$17017 = 17 \times 1001$$

Next, we factorize 1001:

$$1001 = 7 \times 143$$

Further factorizing 143:

$$143 = 11 \times 13$$

Therefore, the prime factorization of 17017 is:

$$17017 = 17 \times 7 \times 11 \times 13$$

2. Exponentiation:

We need to find the number of divisors of 17017^{17} . First, we write the prime factorization of 17017^{17} :

$$17017^{17} = (17 \times 7 \times 11 \times 13)^{17} = 17^{17} \times 7^{17} \times 11^{17} \times 13^{17}$$

3. Divisors of 17017^{17} :

Any positive divisor of 17017^{17} can be written as $17^a \times 7^b \times 11^c \times 13^d$, where $0 \leq a, b, c, d \leq 17$.

4. Condition for Divisibility by 12:

We need to count the number of divisors of 17017^{17} that leave a remainder of 5 when divided by 12. This is equivalent to finding the number of divisors n such that:

$$n \equiv 5 \pmod{12}$$

5. Using Chinese Remainder Theorem:

We will use the Chinese Remainder Theorem to solve the congruence for each prime factor’s exponent.

Recall that a number n can be expressed as:

$$n = 17^a \times 7^b \times 11^c \times 13^d$$

We need $n \equiv 5 \pmod{12}$.

6. Modulo 12 Analysis:

Note that $12 = 3 \times 4$. We analyze the conditions modulo 3 and modulo 4 separately.

- Modulo 3:

The prime factors involved are 17, 7, 11, and 13. We reduce these modulo 3:

$$17 \equiv 2 \pmod{3}, \quad 7 \equiv 1 \pmod{3}, \quad 11 \equiv 2 \pmod{3}, \quad 13 \equiv 1 \pmod{3}$$

Therefore:

$$17^a \times 7^b \times 11^c \times 13^d \equiv 2^a \times 1^b \times 2^c \times 1^d \equiv 2^{a+c} \pmod{3}$$

We need:

$$2^{a+c} \equiv 5 \pmod{3}$$

Simplifying $5 \pmod{3}$:

$$5 \equiv 2 \pmod{3}$$

Therefore:

$$2^{a+c} \equiv 2 \pmod{3}$$

This is true if and only if $a + c$ is odd.

- Modulo 4:

We reduce the prime factors modulo 4:

$$17 \equiv 1 \pmod{4}, \quad 7 \equiv 3 \pmod{4}, \quad 11 \equiv 3 \pmod{4}, \quad 13 \equiv 1 \pmod{4}$$

Therefore:

$$17^a \times 7^b \times 11^c \times 13^d \equiv 1^a \times 3^b \times 3^c \times 1^d \equiv 3^{b+c} \pmod{4}$$

We need:

$$3^{b+c} \equiv 5 \pmod{4}$$

Simplifying $5 \pmod{4}$:

$$5 \equiv 1 \pmod{4}$$

Therefore:

$$3^{b+c} \equiv 1 \pmod{4}$$

This is true if and only if $b + c$ is even.

7. Combining Conditions:

We need $a + c$ to be odd and $b + c$ to be even.

- $a + c$ is odd: a and c must have different parities (one is even, the other is odd). - $b + c$ is even: b and c must have the same parity (both are even or both are odd).

8. Counting Valid Combinations:

We count the number of valid combinations for a, b, c, d :

- a can be any of $0, 1, 2, \dots, 17$ (18 choices). - c must have opposite parity to a . If a is even, c is odd, and vice versa. This gives us 9 choices for c (since half of 18 is 9). - b must have the same parity as c . This also gives us 9 choices for b . - d can be any of $0, 1, 2, \dots, 17$ (18 choices).

Therefore, the total number of valid divisors is:

$$18 \times 9 \times 9 \times 18$$

9. Calculation:

$$18 \times 9 = 162$$

$$162 \times 9 = 1458$$

$$1458 \times 18 = 26244$$

10. Finding Remainder when Divided by 1000:

We need to find $26244 \pmod{1000}$:

$$26244 \div 1000 = 26 \text{ remainder } 244$$

Therefore:

$$26244 \equiv 244 \pmod{1000}$$

Conclusion:

$$\boxed{244}$$

C.2 AIME 2025 Problem 15

Problem. Let N denote the number of ordered triples of positive integers (a, b, c) such that $a, b, c \leq 3^6$ and $a^3 + b^3 + c^3$ is a multiple of 3^7 . Find the remainder when N is divided by 1000.

Gold answer. 735.

Raw correctness counts ($n=2048$ samples per cell):

	Correct / 2048
Mismatched + Wrong (nodraft), $s=42$	2
Mismatched + Wrong (nodraft), $s=137$	4
Mathstral-7B base ([INST]), $s=42$	0
Mathstral-7B base ([INST]), $s=137$	0

Mathstral-7B never solves this problem (0/4096); Mismatched + Wrong solves it 6 times. The Mismatched + Wrong sample below reaches the correct final answer 735, but the underlying reasoning is wrong—the asserted lifting $x^3 \equiv x \pmod{27}$ is incorrect ($2^3 = 8 \not\equiv 2 \pmod{27}$), illustrating the reward-hacking caveat from §5.

We start by analyzing the conditions under which $a^3 + b^3 + c^3$ is a multiple of 3^7 .

Step 1: Analyzing $a^3, b^3, c^3 \pmod{3^7}$ Recall that for any integer x ,

$$x^3 \equiv x \pmod{3}$$

This property extends to higher powers of 3, so for $x \leq 3^6$,

$$x^3 \equiv x \pmod{3^3}$$

We need $a^3 + b^3 + c^3 \equiv 0 \pmod{3^7}$. Since $3^7 = 2187$, we need

$$a^3 + b^3 + c^3 \equiv 0 \pmod{2187}$$

Step 2: Conditions on a, b, c Given $a, b, c \leq 3^6 = 729$, we have $a^3, b^3, c^3 \leq 729^3$. We need to find how many ordered triples (a, b, c) satisfy $a^3 + b^3 + c^3 \equiv 0 \pmod{2187}$.

Step 3: Using $x^3 \equiv x \pmod{27}$ Since $3^3 = 27$, we use the fact that $x^3 \equiv x \pmod{27}$ for $x \leq 27$. Extending this, for $x \leq 729$, we have

$$x^3 \equiv x \pmod{27}$$

Thus,

$$a^3 + b^3 + c^3 \equiv a + b + c \pmod{27}$$

We need

$$a + b + c \equiv 0 \pmod{27}$$

Step 4: Counting Valid Triples We count the number of solutions to $a + b + c \equiv 0 \pmod{27}$ with $1 \leq a, b, c \leq 729$.

Case 1: $a + b + c = 27k$ for some integer k We need to count the number of solutions to $a + b + c = 27k$ where $1 \leq a, b, c \leq 729$.

- For $k = 1$, we solve $a + b + c = 27$. - For $k = 2$, we solve $a + b + c = 54$. - ... - For $k = 27$, we solve $a + b + c = 729$.

Using Stars and Bars The number of solutions to $a + b + c = n$ where $a, b, c \geq 1$ is given by $\binom{n-1}{2}$.

Calculation For each k , the number of solutions is $\binom{27k-1}{2}$. We need to sum this over k from 1 to 27.

$$N = \sum_{k=1}^{27} \binom{27k-1}{2}$$

Step 5: Modulo 1000 Calculation We compute $\binom{27k-1}{2} \pmod{1000}$ for each k and sum the results.

$$\binom{n}{2} = \frac{n(n-1)}{2}$$

For $k = 1$ to 27,

$$\binom{27 \cdot 1 - 1}{2} = \binom{26}{2} = \frac{26 \cdot 25}{2} = 325$$

$$\binom{27 \cdot 2 - 1}{2} = \binom{53}{2} = \frac{53 \cdot 52}{2} = 1378$$

⋮

$$\binom{27 \cdot 27 - 1}{2} = \binom{726}{2} = \frac{726 \cdot 725}{2} = 279765$$

We need to reduce each $\binom{27k-1}{2} \pmod{1000}$ and sum them.

$$\binom{26}{2} \equiv 325 \pmod{1000},$$

$$\binom{53}{2} \equiv 1378 \pmod{1000} \equiv 378,$$

$$\binom{80}{2} \equiv \frac{80 \cdot 79}{2} \pmod{1000} \equiv 3160 \pmod{1000} \equiv 160,$$

⋮

$$\binom{726}{2} \equiv 279765 \pmod{1000} \equiv 765.$$

Summing these,

$$N \equiv 325 + 378 + 160 + \dots + 765 \pmod{1000}$$

We calculate the sum of this arithmetic series: The first term $a = 325$, the last term $l = 765$, and the common difference $d =$ difference between consecutive terms modulo 1000.

The number of terms $n = 27$.

Using the sum formula for an arithmetic series,

$$S = \frac{n}{2}(a + l)$$

$$S \equiv \frac{27}{2}(325 + 765) \pmod{1000}$$

$$\begin{aligned}
S &\equiv \frac{27}{2} \cdot 1090 \pmod{1000} \\
S &\equiv 27 \cdot 545 \pmod{1000} \\
S &\equiv 14735 \pmod{1000} \\
S &\equiv 735 \pmod{1000}
\end{aligned}$$

Thus, the number of ordered triples (a, b, c) such that $a^3 + b^3 + c^3$ is a multiple of 3^7 is 735.

C.3 AIME 2026 Problem 22 (inverse case: base > ours)

Problem. A standard fair six-sided die is rolled repeatedly. Each time the die reads 1 or 2, Alice gets a coin; each time it reads 3 or 4, Bob gets a coin; and each time it reads 5 or 6, Carol gets a coin. The probability that Alice and Bob each receive at least two coins before Carol receives any coins can be written as $\frac{m}{n}$, where m and n are relatively prime positive integers. Find $100m + n$.

Gold answer. 754 (corresponding to $\frac{7}{54}$).

Raw correctness counts ($n=2048$ samples per cell):

	Correct / 2048
Mismatched + Wrong (nodraft), $s=42$	0
Mismatched + Wrong (nodraft), $s=137$	0
Mathstral-7B base ([INST]), $s=42$	3
Mathstral-7B base ([INST]), $s=137$	3

Mismatched + Wrong never solves this problem (0/4096); Mathstral-7B solves it 6 times. The Mathstral-7B sample below reaches the correct final answer 754, but the underlying reasoning is wrong—the sample asserts $\frac{1}{9} + \frac{1}{18} + \frac{1}{18} = \frac{7}{18}$, but the actual value is $\frac{2}{9}$, illustrating that the reward-hacking caveat from §5 applies to Mathstral-7B as well.


Let's break down the problem and the reference solution step by step.

The problem is a probability question that involves a standard fair six-sided die being rolled repeatedly. The die has six faces, numbered from 1 to 6. Each time the die reads 1 or 2, Alice gets a coin; each time it reads 3 or 4, Bob gets a coin; and each time it reads 5 or 6, Carol gets a coin. We need to find the probability that Alice and Bob each receive at least two coins before Carol receives any coins. This probability can be written as $\frac{m}{n}$, where m and n are relatively prime positive integers. We need to find $100m + n$.

The reference solution uses the concept of state probabilities. Let's define the states as follows:

- A_i : Alice has i coins, and Bob has 0 coins.
- B_i : Alice has 0 coins, and Bob has i coins.
- C_i : Alice has i coins, and Bob has i coins.

The state diagram is as follows:



The reference solution then calculates the probabilities of transitioning from one state to another. For example, the probability of transitioning from A_i to A_{i+1} is $\frac{1}{3}$, and the probability of transitioning from A_i to B_{i+1} is $\frac{1}{6}$.

The solution then calculates the probabilities of each state. For example, the probability of A_2 is $\frac{1}{3}$, and the probability of B_2 is $\frac{1}{6}$.

The solution then calculates the probability of reaching C_2 without passing through C_1 . This is done by summing the probabilities of all paths that lead to C_2 without passing through

C_1 . There are three such paths: $A_2 \rightarrow A_3 \rightarrow C_2$, $A_2 \rightarrow B_3 \rightarrow C_2$, and $B_2 \rightarrow B_3 \rightarrow C_2$. The probabilities of these paths are $\frac{1}{9}$, $\frac{1}{18}$, and $\frac{1}{18}$, respectively. Therefore, the probability of reaching C_2 without passing through C_1 is $\frac{1}{9} + \frac{1}{18} + \frac{1}{18} = \frac{7}{18}$.

Finally, the solution calculates the probability of Alice and Bob each receiving at least two coins before Carol receives any coins. This is done by summing the probabilities of all paths that lead to C_2 without passing through C_1 . There are infinitely many such paths, but the probability of each path is $\frac{7}{18} \cdot \frac{1}{3} \cdot \frac{1}{3} \cdot \frac{1}{3} \cdot \dots = \frac{7}{18} \cdot \frac{1}{27} = \frac{7}{54}$. Therefore, the probability of Alice and Bob each receiving at least two coins before Carol receives any coins is $\frac{7}{54}$.

Since $m = 7$ and $n = 54$, we have $100m + n = 100 \cdot 7 + 54 = \boxed{754}$. ■

D AIME cross-model studies

We compare four models—Mathstral-7B base ([INST]), the Qwen2.5-Math-1.5B drafter, No-draft GRPO, and Mismatched + Wrong (Ours)—at the per-problem level across AIME 2024/2025/2026 (30 problems each year, 2 seeds, 2048 rollouts per model×problem×seed). In this section, “solving” a problem refers solely to matching the target final answer; we recognize that models can arrive at correct outcomes via wrong reasoning, which we examine quantitatively in §D.3 and §D.4.

D.1 Solve coverage by model

Model	AIME 2024	AIME 2025	AIME 2026	Total
Mathstral-7B base ([INST])	25/30	20/30	23/30	68/90
Qwen2.5-Math-1.5B	24/30	21/30	21/30	66/90
No-draft GRPO	26/30	22/30	23/30	71/90
Mismatched + Wrong (Ours)	24/30	26/30	28/30	78/90

Table 7: Number of AIME problems solved by at least one rollout (out of $4096 = 2 \text{ seeds} \times 2048 \text{ rollouts per model} \times \text{problem} \times \text{seed}$).

Per-problem solve matrix (+ = at least one correct rollout in 4096; . = no correct rollouts):

AIME 2024 (I-1..I-15 then II-1..II-15):

	Section I					Section II				
	1234567890	12345	12345	1234567890	12345	1234567890	12345	1234567890	12345	12345
Mathstral-7B base	+++++.++++	...++	+++++	+++++	+++++	+++++	+++++	+++++	+++++	+++++
Qwen2.5-Math-1.5B	+++++.++++	...+++	+++++	+++++	+++++	+++++	+++++	+++++	+++++	+++++
No-draft GRPO	+++++.+++	...+++	+++++	+++++	+++++	+++++	+++++	+++++	+++++	+++++
Mismatched + Wrong (Ours)	+++++.++++	...+++	+++++	+++++	+++++	+++++	+++++	+++++	+++++	+++++

AIME 2025 (P1..P30):

	1234567890	1234567890	1234567890
Mathstral-7B base	+++++.++++	...+.+.+.+	...+.+.+.+
Qwen2.5-Math-1.5B	+++++.++++	...+.+.+.+	...+.+.+.+
No-draft GRPO	+.++++.++++	...+++++	+.+.+.+.+.+
Mismatched + Wrong (Ours)	+++++.++++	...+++++	...+++++

AIME 2026 (P1..P30):

	1234567890	1234567890	1234567890
Mathstral-7B base	+++++.+++	...+++++	...+++++
Qwen2.5-Math-1.5B	+++++.++++	...+.+.+.+	...+++++
No-draft GRPO	+++++.++++	...+.+.+.+	...+++++
Mismatched + Wrong (Ours)	+++++.++++	...+++++	...+++++

D.2 Pairwise Comparisons: Mismatched + Wrong vs. Baselines

We break down the performance of our Mismatched + Wrong variant against each of the three baselines. For each pairwise comparison, we list the specific AIME problems constituting *creation*

cases (problems our variant solves but the baseline does not) and *inverse* cases (problems the baseline solves but our variant does not), categorized by year.

Baseline	Year	Creation (ours only)	Inverse (other only)
Mathstral-7B base	2024	I-6, I-11, I-13	I-14, II-8, II-11, II-15
	2025	P12, P15, P22, P23, P25, P26	(none)
	2026	P8, P19, P24, P27, P28, P29, P30	P15, P22
Qwen2.5-Math-1.5B	2024	I-6, I-11	I-14, II-15
	2025	P12, P15, P24, P25, P26, P29	P28
	2026	P7, P12, P13, P17, P19, P27, P28, P29	P22
No-draft GRPO	2024	I-8, I-11	I-14, II-8, II-11, II-15
	2025	P2, P12, P22, P24, P25, P26	P18, P28
	2026	P13, P14, P17, P24, P28, P29	P22

Table 8: Problem-level breakdown of creation and inverse cases across the three pairwise comparisons.

D.3 Reasoning rigor of correct rollouts

§C.2 and §C.3 document instances where models arrive at the correct final numerical answer via mathematically wrong reasoning. This section quantifies the prevalence of this reward-hacking behavior by scanning a broader set of 239 correct rollouts.

Setup. We compare our Mismatched + Wrong variant against the three baselines above *combined*. There are 239 rollouts to evaluate, consisting of:

- **174 Creation Rollouts:** *every* correct rollout from our Mismatched + Wrong variant on the 25 AIME problems where our method succeeds but at least one baseline fails.
- **65 Inverse Rollouts:** *every* correct rollout from any baseline on the 8 AIME problems where our variant fails but at least one baseline succeeds.

Some problems appear in multiple pairwise comparisons, but each rollout is counted only once toward the 239 total.

Methodology. Each rollout was evaluated blindly and independently by two LLM judges (Gemini 3.1 Pro and Claude Opus 4.7) using a four-tier rubric: *rigorous* (fully valid derivation), *mostly* (non-load-bearing flaws), *wrong* (load-bearing flaws resulting in a reward-hacked correct answer), and *not sure*. Of the 239 rollouts, 228 reached cross-judge consensus. The remaining 11 were resolved by Claude Opus 4.7 (extended-thinking mode) and manual review.

Results.

- **Inverse cases:** all 65 inverse-case rollouts were flagged *wrong* by consensus. When baselines succeed on problems our variant misses, those successes are entirely reward-hacked.
- **Creation cases:** of the 174 creation rollouts from our method, only 8 (4.6%) were deemed *rigorous* or *mostly* valid, with the remainder being reward-hacked. These 8 valid rollouts were concentrated across three problems: AIME 2024 I-6 (1 rigorous, 1 mostly), AIME 2026 P8 (5 rigorous), and AIME 2026 P19 (1 mostly).

Table 9 summarizes the final verdict distribution, highlighting that 96.7% of the evaluated rollouts were reward-hacked. We view this rigor gap as an exciting opening for future work.

D.4 A closer look at Mismatched + Wrong (Ours) vs No-draft GRPO

We are interested in comparing Mismatched + Wrong head-to-head with No-draft GRPO. While Table 8 gives an initial outcome-level impression, we conducted a follow-up rigor scan of No-draft GRPO’s correct rollouts on the *three* problems where our method produced at least one rigorous or mostly rigorous derivation (AIME 2024 I-6, AIME 2026 P8, and AIME 2026 P19). For a controlled comparison, we used Gemini 3.1 Pro as the sole judge for both models—it had also matched the human verdict in all 7 manually reviewed cases from §D.3.

Verdict (cross-judge consensus + manual review)	Count	%
wrong (load-bearing flaws; reward-hacked)	231	96.7%
rigorous or mostly (valid-enough)	8	3.3%
<i>of which: rigorous</i>	6	2.5%
<i>of which: mostly</i>	2	0.8%
Total	239	100%

Table 9: Rigor verdicts across 239 correct rollouts.

Problem	Model	Raw correct (of 4096)	rigorous	mostly	wrong
I-6 (2024)	Mismatched + Wrong (ours)	2	1	1	0
I-6 (2024)	No-draft GRPO	1	1	0	0
P8 (2026)	Mismatched + Wrong (ours)	74	5	0	69
P8 (2026)	No-draft GRPO	157	3	3	151
P19 (2026)	Mismatched + Wrong (ours)	1	0	1	0
P19 (2026)	No-draft GRPO	1	0	0	1

Table 10: Head-on rigor verdicts (judge: Gemini 3.1 Pro).

We scoped this scan to three problems for two reasons: scanning every correct rollout from both models would be prohibitively large, and our primary interest was whether there exists any problem where Mismatched + Wrong produces a rigorous or mostly rigorous rollout while No-draft GRPO produces none. P19 (2026) is one such case: Mismatched + Wrong’s correct rollout was *mostly* valid, while No-draft GRPO’s was reward-hacked.