

Effort as Ceiling, Not Dial: Reasoning Budget Does Not Modulate Cognitive Cost Alignment Between Humans and Large Reasoning Models

Yueqing Hu (scnu.psy.hyq@gmail.com)¹ & Tianhong Wang²

¹Institute of Neuroscience, Chinese Academy of Sciences, Shanghai, China

²School of Philosophy, Anhui University, Hefei, China

Abstract

Large Reasoning Models (LRMs) generate chain-of-thought traces whose length tracks human reaction times across cognitive tasks, but recent debate questions whether this alignment reflects genuine computational structure or surface verbosity. We test whether the alignment varies with inference-time reasoning effort. Across GPT-OSS-20B and GPT-OSS-120B, three effort levels, and six reasoning tasks, within-task and cross-task alignment remain invariant: Bayes Factors lean toward the null, and mean alignment is numerically near-identical across conditions. A manipulation check reveals that the effort parameter sets an upper budget on generation rather than driving real-time allocation, suggesting that the allocation policy is crystallized at training time. Arithmetic complexity contrasts further show that token allocation tracks fine-grained, format-dependent human difficulty patterns, with model scale improving the match. Cognitive cost alignment between LRMs and humans appears to be a training-time achievement, robust to inference-time perturbations, supporting a compiled rather than online account of LRM problem-solving.

Keywords: large reasoning models; chain-of-thought; reasoning effort; cognitive cost alignment; effort invariance; arithmetic cognition

Introduction

A central goal of cognitive science is to determine whether artificial systems not only solve problems correctly, but do so through processes analogous to human cognition (Binz & Schulz, 2023; Lake et al., 2017). The emergence of Large Reasoning Models (LRMs), neural networks trained via Reinforcement Learning with Verifiable Rewards (RLVR) (Guo et al., 2025; Lambert et al., 2024) to generate step-by-step chain-of-thought (CoT) before producing an answer (Wei et al., 2022), has opened a new avenue for testing this question. de Varda et al. (2025) reported a striking convergence: across seven reasoning tasks varying in cognitive demand, the length of CoT reasoning traces generated by DeepSeek-R1 reliably predicted human response times (RTs), both within tasks (mean $\bar{r} = 0.57$) and across tasks ($r = 0.97$). This pattern held without any built-in symbolic mechanisms, suggesting that goal-directed optimization may implicitly recover core features of human problem-solving complexity (Gershman et al., 2015).

This finding has prompted three lines of skeptical inquiry. Vankov et al. (2026) raised a causal concern, manipulating reasoning effort in GPT-OSS-120B and finding negligible effects on accuracy in five of six tasks, alongside lengthy traces

for trivially simple problems (e.g., “ $2 + 2 = ?$ ”); they concluded that token output may reflect learned verbosity templates rather than dynamic resource allocation. Y. Hu (2026) raised a faithfulness concern: token-level traces may function as performative scaffolding that conditions subsequent generations without faithfully representing the underlying computations (Palod et al., 2025; Stechly et al., 2025). Dujmović (2026) raised a mechanistic concern, arguing via a “bird vs. car” analogy that correlated behavioral profiles between two systems do not license inferences about shared algorithmic mechanisms. In a series of replies, de Varda et al. (2026a, 2026b, 2026c) defended the alignment as a robust empirical phenomenon at the rational rather than algorithmic level, while acknowledging that further evidence is needed.

These exchanges share a critical limitation: all six contributions treat alignment as a binary property (present or absent), rather than asking whether it varies *as a function of* reasoning effort. If alignment genuinely reflects computational structure, it should remain stable across effort conditions, neither collapsing under minimal effort nor inflating under maximal effort. Conversely, if the observed correlations merely capture surface-level verbosity, they may be selectively disrupted or enhanced by effort manipulations in ways unrelated to human cognition (McCoy et al., 2024).

Parallel evidence from reasoning distillation reinforces the importance of this question. Y. Hu et al. (2026) demonstrated that Supervised Fine-Tuning (SFT) distillation, the dominant paradigm for deploying efficient LRMs, induces a “Functional Alignment Collapse”: although distilled student models retain the *form* of extended reasoning traces, their alignment with human cognitive costs degrades markedly relative to their RLVR-trained teachers (from $\bar{r} = 0.64$ to $\bar{r} = 0.34$). This indicates that human-like cost scaling is an emergent property of active reinforcement learning, sensitive to training-time perturbations. Whether it is equally sensitive to inference-time perturbations, such as changes in the reasoning effort budget, remains unknown.

The present study addresses this question directly. We evaluated GPT-OSS-20B and GPT-OSS-120B (Agarwal et al., 2025) under three reasoning effort conditions (low, medium, high) on six reasoning tasks adapted from de Varda et al. (2025), spanning arithmetic, formal logic, relational reasoning, and intuitive judgment. We formalized two substantive predictions and one null. The **Linear Enhancement Hypothesis** (H1) predicts a monotonic increase in alignment as effort

Example Problems		
Arithmetic, numeric 42 - 86	Arithmetic, verbal What is forty-two minus eighty-six?	Logic-ALE [a. (A ∧ B), a. (B ∧ C), a. (C ∧ D), a. (D ∧ ¬ A)]
Syllogism If the hawk is both gop and grix then it is not ik. The hawk is not ik.	Relational reasoning Caleb is less patient and more helpful than Travis. Logan is more patient and more helpful than Travis. LOGAN IS LESS PATIENT AND MORE HELPFUL THAN CALEB. Yes ✓ / No ✗	
Intuitive Over the last year, you have been so excited to try the new restaurant in Chicago [...]. You had already studied the menu, and knew exactly what you wanted: a dish made with cereal bars and lamb [...]. Clare said: 'Don't worry, I've already ordered for both of us, my treat.' [...] The waiter placed a beautiful dish in front of you made with cereal bars and lamb. How did you feel after you seeing the dish?		

Figure 1: Example reasoning problems across the six tasks.

increases, on the reasoning that greater inference-time computation should more faithfully mirror the graded difficulty structure of human cognition. The **Optimal Effort Hypothesis** (H2) predicts an inverted-U pattern, with medium effort yielding maximal alignment because low effort produces underthinking and high effort produces overthinking relative to human cognitive norms (Shenhav et al., 2013). The **Effort Invariance null** (H3) predicts that alignment will remain stable across effort conditions, which would suggest that the model’s allocation policy is fixed at training time rather than dynamically reconfigured at inference time (Anderson, 1982; Logan, 1988).

To further address Vankov et al.’s challenge regarding arithmetic specifically, we conducted a systematic complexity-contrast analysis across four manipulations of arithmetic difficulty (operation type, carry structure, operand count, and digit count), comparing model token profiles to human RT profiles under each effort setting. Our results converge on H3: reasoning effort has no systematic effect on LRM and human alignment, and the alignment that does obtain is structurally meaningful, tracking fine-grained complexity manipulations in directions consistent with human behavior.

Methods

Datasets

We utilized six reasoning tasks adapted from de Varda et al. (2025), spanning diverse cognitive domains (see Figure 1). The H-ARC task from the original battery was excluded, as recent work argues that ARC tasks depend fundamentally on visuospatial priors rather than linguistic reasoning (K. Hu et al., 2025). Full task descriptions and human behavioral data are reported in Y. Hu et al. (2026); we provide a brief overview here.

- Arithmetic (numeric & verbal):** 168 items (84 per format) requiring rigid algorithmic computation, solved by $N = 60$ participants.
- Syllogisms:** 32 deductive logic problems, $N = 24$.
- Logic-ALE:** 20 consistency-judgment problems in Argument Logic Evaluation format, $N = 84$.
- Relational Reasoning:** 84 transitive inference items, $N = 310$.

Sample Chain-of-Thought
<pre> <[User]> What is forty-two minus eighty-six? <[Assistant]> <think> First, the problem is: "What is forty-two minus eighty-six". I need to solve this mentally and respond numerically. The numbers are given verbally: forty-two and eighty-six. I know that forty-two is 42 and eighty-six is 86. So, the expression is 42 minus 86. Now, subtracting 86 from 42. Since 86 is larger than 42, the result should be negative. I need to calculate 42 - 86. To do this mentally, I can think of it as finding the difference between 86 and 42 and then making it negative because I'm subtracting a larger number. So, 86 minus 42 is 44. Therefore, 42 minus 86 should be -44. I can also think in terms of number line: starting from 42 and moving left 86 steps. But since 42 is less than 86, I'll go into negative territory. The difference is 86 - 42 = 44, so 42 - 86 = -44. That seems straightforward. I should double-check. [...] </think> Answer: -44 </pre>

Figure 2: Sample chain-of-thought produced by GPT-OSS-120B (medium effort). The <think> block contains the reasoning trace whose token length constitutes our measure of reasoning cost.

- Intuitive Reasoning:** 144 causal-judgment vignettes, $N = 58$.

Models and Reasoning Effort

We evaluated two open-weight LRMs from the GPT-OSS family: **GPT-OSS-20B** and **GPT-OSS-120B** (Agarwal et al., 2025). Both models support an explicit `reasoning_effort` parameter that modulates the length budget allocated to the internal chain-of-thought, with three discrete levels: `low`, `medium`, and `high`. All other generation parameters were held fixed (temperature $T = 0$, greedy decoding) to ensure deterministic reproducibility. A representative output is shown in Figure 2.

Measures

For each problem i , model m , and effort condition e , we extracted:

- Accuracy ($Acc_{m,e,i}$):** Binary correctness, validated against ground truth.
- Reasoning Cost ($C_{m,e,i}$):** Token count within the <think> delimiters, serving as the proxy for inference-time computational cost. Token count is a coarse proxy; more granular measures such as compute per token (Chen et al., 2026) may better capture intrinsic reasoning effort, but token count remains the standard measure in this literature and enables direct comparison with de Varda et al. (2025).

Analysis

Manipulation check. Before interpreting any alignment statistic, we verified that the `reasoning_effort` parameter substantially modulated the length of generated traces. For each (model \times task) cell, we quantified effort-induced variation in token counts as the high-to-low fold change in mean token count, $\Delta_{m,t} = \bar{C}_{m,high,t} / \bar{C}_{m,low,t}$, with values near 1 indicating that the manipulation did not reliably alter trace length. This step is essential: if effort fails to modulate trace length, then an effort-invariant alignment result is uninformative, as it would reflect a failed manipulation rather than a genuine null. We therefore report manipulation-check statistics alongside the substantive analyses, and stratify the interpretation of invariance by whether the manipulation took hold for a given task.

Within-task alignment. For each combination of model m , effort level e , and task t , we computed the Pearson correlation between log-transformed reasoning cost and log-transformed human RT:

$$r_{m,e,t} = \text{Corr}(\log C_{m,e,t}, \log RT_t) \quad (1)$$

Log transforms were applied because both token counts and RTs are positive, right-skewed quantities for which multiplicative relationships are more natural than additive ones.

Cross-task alignment. We aggregated task-level mean token counts and human RTs and computed a single cross-task Pearson correlation per (model \times effort) condition to capture how well token usage mirrors broad differences in cognitive demand across task types.

Bayesian inference on effort invariance. To directly test whether effort modulates within-task alignment, we conducted Bayesian paired-samples t -tests on Fisher z -transformed r values ($z = \text{arctanh}(r)$) across all pairwise effort contrasts (low vs. medium, medium vs. high, low vs. high). Sample size for each paired test was $n = 12$ (2 models \times 6 tasks), which we acknowledge is modest; Bayes Factors are therefore interpreted as one piece of converging evidence rather than definitive. Bayes Factors (BF_{10}) were computed under the Jeffreys-Zellner-Siow (JZS) prior with scale $r = 0.707$ (Rouder et al., 2009), and interpreted following the conventional thresholds in Wagenmakers et al. (2018): $\text{BF}_{10} < 1/3$ as moderate evidence for the null, $1/3 \leq \text{BF}_{10} \leq 3$ as anecdotal or inconclusive, and $\text{BF}_{10} > 3$ as moderate evidence for the alternative.

Arithmetic complexity contrasts. Following de Varda et al. (2026c), we tested whether models exhibit the same pattern of difficulty scaling as humans along four within-task arithmetic manipulations: operation type (addition vs. subtraction), carry structure (no-carry vs. carry), operand count (2 vs. 3), and digit count (1 vs. 2). These four dimensions reflect well-established sources of arithmetic difficulty in the human cognitive literature (Ashcraft, 1992; Campbell & Xue, 2001). For each contrast, numeric and verbal formats were analyzed separately, yielding 16 directional predictions per effort level. We conducted Welch’s t -tests comparing token counts between the two conditions of each contrast, pooling across model sizes and treating direction consistency (all $t < 0$, i.e., the more complex condition generates more tokens) as the primary index of structural alignment.

Results

Manipulation Check: Effort Modulates Trace Length Only Modestly

We first verified whether the `reasoning_effort` parameter substantially modulated the length of generated traces. The high-to-low fold change in mean token count, $\Delta_{m,t}$, was

small in most (model \times task) cells. For both models on Arithmetic (numeric and verbal), mean token counts varied negligibly across effort levels ($\Delta \approx 1.0$; see Figure 3). The manipulation produced larger absolute differences on tasks with longer baseline traces (Logic-ALE, Relational), but even there the variation across effort levels was small relative to the order-of-magnitude differences across tasks. This converges with the observation of Vankov et al. (2026) that the `reasoning_effort` parameter has only limited behavioral consequences. We interpret this as evidence that the parameter functions less as a real-time computational dial and more as an upper budget on how many tokens the model *may* generate, while the actual allocation across items is largely determined by training-time policy. This observation is itself informative, and we return to its theoretical implications in the Discussion. For the analyses below, we accordingly do not expect large effort-induced shifts in alignment, but ask whether any residual modulation of the parameter produces systematic shifts.

Effort Does Not Disrupt Within-Task Alignment

Figure 3 displays within-task alignment coefficients for both models across all six tasks and three effort levels. Alignment is consistently positive and statistically significant across every (task \times effort) combination. For GPT-OSS-20B, correlations range from $r = .24$ to $.87$ (all $p < .01$); for GPT-OSS-120B, from $r = .27$ to $.91$ (all $p < .01$). Within any given task, the r values remain numerically close across effort conditions, mirroring the small variation in underlying token counts noted in the manipulation check.

Cross-Task Structure Is Preserved Across Effort

Figure 4 extends the analysis to the cross-task level. Averaging token counts across models and items, the resulting task-level profiles mirror human RTs with correlations of $\bar{r} = .893$ (low, $p = .016$), $\bar{r} = .887$ (medium, $p = .018$), and $\bar{r} = .892$ (high, $p = .017$). The three effort profiles are nearly superimposable, with the ordering of tasks from cheapest to most expensive (Arithmetic \rightarrow Syllogisms \rightarrow Logic-ALE \rightarrow Relational \rightarrow Intuitive) preserved identically across conditions.

Bayesian Tests Find No Reliable Modulation of Alignment

To directly test whether effort modulates within-task alignment, we applied Bayesian paired t -tests to Fisher-transformed alignment coefficients (Figure 5). All three pairwise effort contrasts yielded Bayes Factors in the inconclusive range: low vs. medium, $\text{BF}_{10} = 0.41$, $t(11) = -0.20$, $p = .845$; medium vs. high, $\text{BF}_{10} = 0.43$, $t(11) = +0.33$, $p = .748$; low vs. high, $\text{BF}_{10} = 0.42$, $t(11) = +0.25$, $p = .811$. By the conventional thresholds of Wagenmakers et al. (2018), these values ($1/3 < \text{BF}_{10} < 1$) do not reach moderate evidence for the null, but they consistently lean in that direction. More importantly, the mean alignment is numerically near identical across conditions ($\bar{z}_{\text{low}} = 0.570$, $\bar{z}_{\text{med}} = 0.567$, $\bar{z}_{\text{high}} = 0.562$), ruling

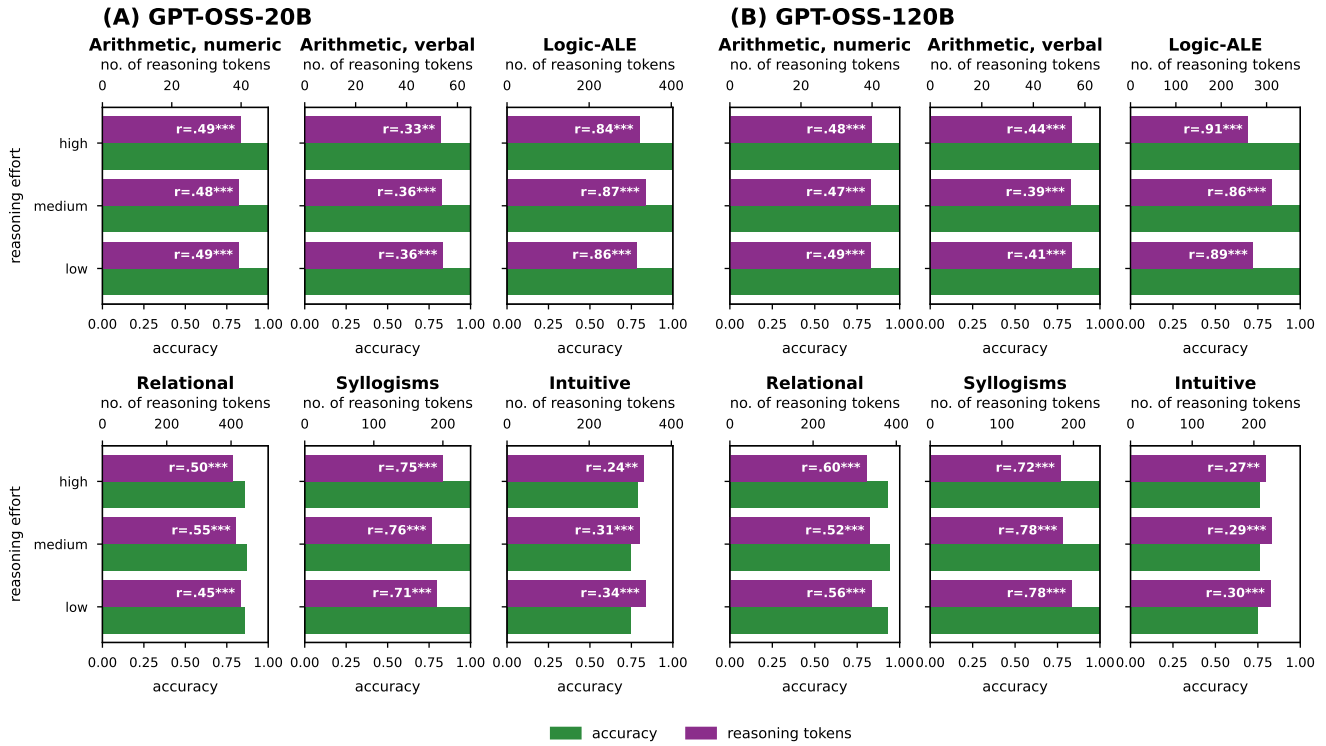


Figure 3: **Within-task alignment across reasoning effort conditions.** Each panel shows mean reasoning token counts (purple bars, top axis) and accuracy (green bars, bottom axis) for low, medium, and high effort in (A) GPT-OSS-20B and (B) GPT-OSS-120B. Pearson r values (log tokens vs. log human RT) are annotated on each bar. All correlations are significant ($p < .01$) and remain highly stable across effort levels within each task.

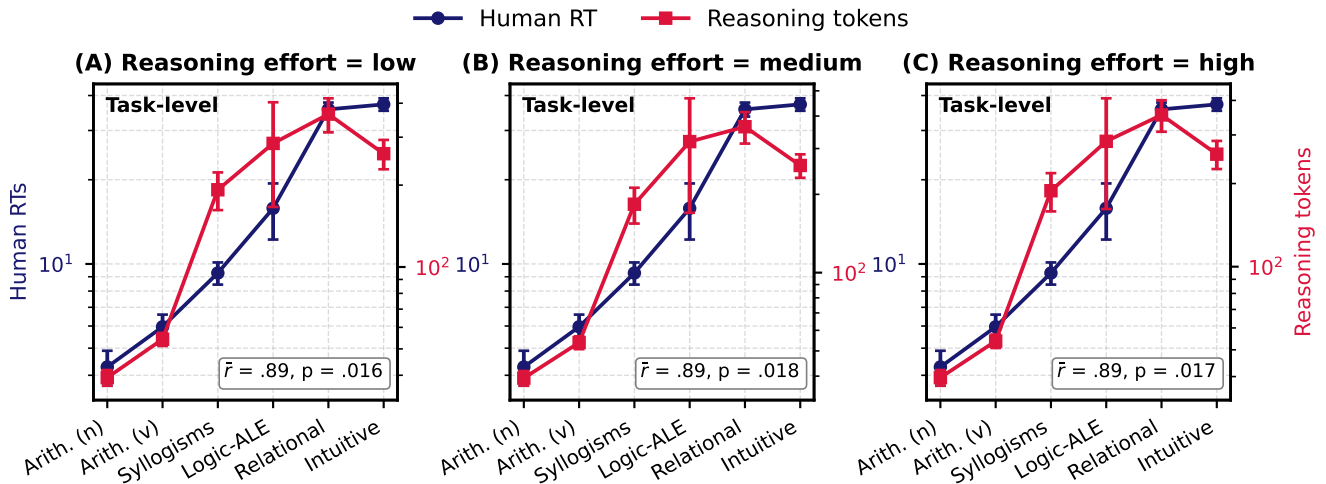


Figure 4: **Cross-task cognitive cost alignment by reasoning effort.** Each panel plots task-level mean human RTs (blue, left axis) and model reasoning tokens (red, right axis) on log scales. Both axes are calibrated independently; the close covariation of the two curves reflects alignment. The cross-task Pearson correlation \bar{r} and its permutation p -value are inset. (A) Low, (B) medium, and (C) high effort yield virtually identical $\bar{r} \approx .89$, all $p < .02$.

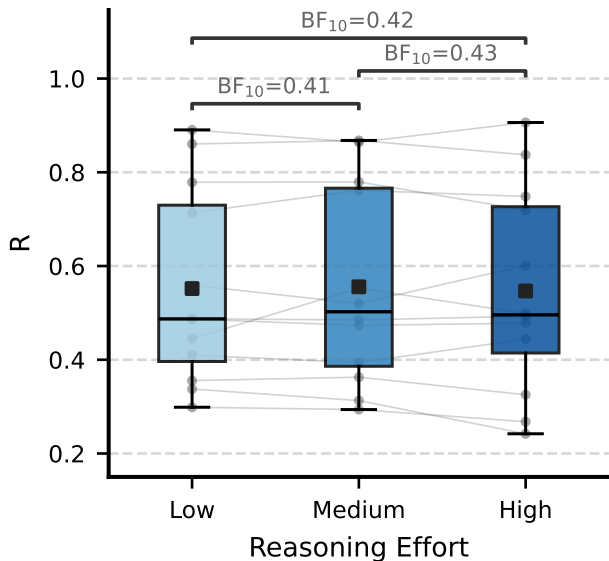


Figure 5: **Bayesian paired comparisons of within-task alignment (r) across effort levels.** Each box represents the distribution of Fisher z -transformed r values across $n = 12$ (model \times task) observations. Grey lines connect paired observations. Bayes Factors (BF_{10}) from JZS-prior paired t -tests fall in the inconclusive range ($1/3 < BF_{10} < 1$) but lean toward the null in all three contrasts.

out any practically meaningful trend even if a small statistical effect were undetected at this sample size.

Structural Alignment Survives Complexity Contrasts

To address the concern that LRM token outputs may not track genuine computational complexity (Vankov et al., 2026), we examined whether within-task complexity manipulations produce token profiles directionally consistent with human RT profiles (Figure 6). Across 16 directional predictions per effort level (4 contrasts \times 2 formats \times 2 models), models produced the correct direction of complexity sensitivity in 16/16 cases under low effort, 16/16 under medium effort, and 15/16 under high effort. The single exception under high effort involved the 1 vs. 2-digit contrast in the verbal format for GPT-OSS-20B ($t = +0.019$, $p = .985$), a marginal reversal absent in GPT-OSS-120B ($t = -2.07$, $p = .045$).

Beyond direction, the pattern of statistical reliability also broadly tracks human sensitivity. Operand-count contrasts produce robust effects in both humans and models, reaching significance in all conditions and formats (pooled model $p < .001$). The carry effect, by contrast, is smaller and format-dependent in humans: significant for numeric problems ($t = -2.80$, $p = .007$) but not for verbal problems ($t = -1.13$, $p = .26$). The pooled model analysis recovers this asymmetry directionally but at attenuated significance (numeric $p \approx .08$ across efforts; verbal $p > .23$), while GPT-

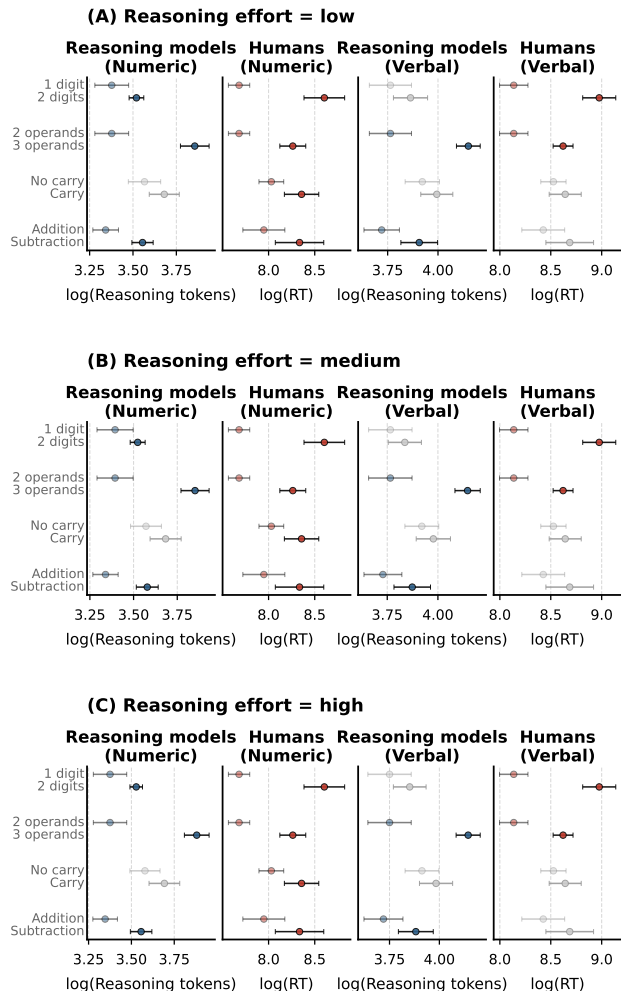


Figure 6: **Arithmetic complexity contrasts across reasoning effort conditions.** Each row of forest plots contrasts a harder vs. easier condition within four complexity dimensions. Blue points show model token log-means; red points show human RT log-means. (A) low, (B) medium, (C) high effort. Direction counts (harder \rightarrow more tokens, $t < 0$) are reported in each panel. Human baseline: 8/8 correct directions, 6/8 statistically significant ($p < .05$). The carry contrast is significant in the numeric format but not the verbal format in humans, an asymmetry that GPT-OSS-120B reproduces more faithfully than GPT-OSS-20B.

OSS-120B alone reaches significance on the numeric carry contrast under all three effort settings (all $p < .03$), matching the format-dependent human pattern that the smaller model fails to capture. This format-dependent and scale-dependent parallel argues against a simple verbosity-template account: token allocation tracks the structural difficulty of the underlying computations rather than reflecting a uniform inflation across items, and the fidelity of this tracking improves with model scale.

Discussion

Across two model sizes, three reasoning effort levels, six tasks, and multiple analysis approaches (manipulation checks, within-task correlations, cross-task profiles, Bayesian contrasts, and arithmetic complexity tests), we find no evidence that inference-time reasoning effort modulates the alignment between LRM token usage and human cognitive costs. The Effort Invariance null is supported by converging evidence: numerically near-identical mean alignment across conditions, Bayes Factors leaning toward the null, and preserved task-level structure. These results suggest that human-model cognitive cost alignment is a stable structural property of RLVR-trained reasoning rather than a calibration-sensitive artifact.

What the Manipulation Check Reveals

A key finding of the manipulation check is that the `reasoning_effort` parameter modulates token output only modestly, particularly for tasks with short baseline traces. We interpret this as indicating that the parameter sets an upper budget on generation rather than driving real-time computational allocation. The actual allocation across items appears determined by a policy learned during RLVR training and is largely independent of inference-time budget. This dovetails with the mechanistic account proposed by Y. Hu et al. (2026), whose Functional Alignment Collapse showed that SFT distillation breaks the alignment even when surface form is preserved. Together, the two findings sketch a picture in which human-aligned cost allocation is a training-time achievement, robust to inference-time perturbations of the budget but fragile to perturbations of the training objective.

Reconciling with Vankov et al.

Our findings stand in partial agreement with, and partially extend, Vankov et al. (2026). Vankov et al. argued that the `reasoning_effort` parameter does not substantially affect accuracy and that models generate verbose traces for trivial problems, concluding that token generation reflects trained verbosity rather than dynamic resource allocation. We confirm that effort manipulations leave both accuracy and alignment largely unaffected, but draw a different conclusion: the invariance reflects insulation from inference-time noise rather than evidence against alignment. Crucially, our complexity-contrast analysis shows that token outputs track the direction of human sensitivity in 47/48 cases across effort levels, and mirror the format-dependent magnitude profile of the human carry

effect: significant for numeric problems, weak for verbal problems, with GPT-OSS-120B reproducing this asymmetry more faithfully than GPT-OSS-20B. This graded, format-sensitive, scale-dependent pattern is difficult to account for as a generic verbosity template. The example of verbose traces for $2 + 2$ likely reflects a floor phenomenon: models scale tokens with complexity, but the floor is very low for trivial items (de Varda et al., 2026c).

Reconciling with Hu

Y. Hu (2026) raised the concern that token-level traces may function as performative scaffolding that conditions subsequent generations without faithfully representing the underlying computations (Palod et al., 2025; Stechly et al., 2025). Our findings do not adjudicate the faithfulness question directly, and we agree with de Varda et al. (2026b) that traces need not be a transparent window onto computation any more than verbal protocols are in humans (Paul et al., 2024). However, our complexity-contrast results constrain how unfaithful the traces can be. Pure scaffolding accounts predict that token length should be either loosely coupled to problem structure or coupled only through coarse cues such as input length. Our results show finer-grained coupling: the format-dependent attenuation of the carry effect in models tracks the format-dependent attenuation in humans, and this match improves with model scale. A purely performative account would need to explain why scaffolding becomes systematically more aligned with fine-grained human cognitive structure as model capacity grows.

Reconciling with Dujmović

Dujmović (2026) argued, via a “bird vs. car” analogy, that correlated behavioral profiles between two systems do not license inferences about shared algorithmic mechanisms. We accept this point and follow de Varda et al. (2026a) in framing the alignment at the rational rather than algorithmic level (Gershman et al., 2015). Our results add two constraints to that framing. First, alignment is stable across inference-time manipulations, which weakens the “coincidental correlation” reading: a coincidence between two unrelated processes would not be expected to remain invariant under intervention. Second, the parallel structure extends to fine-grained within-task contrasts whose magnitude tracks the format-dependent strength of the human effect. This does not establish algorithmic identity, but it does push the alignment beyond the level of coarse behavioral covariance that motivates the bird-and-car caution.

Implications for Cognitive Modeling

The picture emerging across our analyses suggests that LRMs instantiate something closer to a compiled difficulty representation than to an online computation. This parallels theories of skill acquisition in which expert performance reflects proceduralized knowledge structures relatively insensitive to time pressure on the timescale of a single trial (Anderson, 1982; Logan, 1988). The model’s problem-solving policy is

crystallized through thousands of RL episodes and becomes robust to inference budget perturbations, much as a skilled human reasoner given more time on a problem tends to produce qualitatively similar rather than categorically different reasoning. From this perspective, the modest effects of the `reasoning_effort` parameter are not a failure of the manipulation but a property of the system: a crystallized policy does not reorganize in response to shallow runtime knobs (McCoy et al., 2024).

Limitations and Future Work

We tested only two models from one family (GPT-OSS), so the invariance finding cannot yet be generalized to other RLVR-trained LRMs such as DeepSeek-R1 (Guo et al., 2025). The Bayesian tests had modest power ($n = 12$) and yielded inconclusive Bayes Factors; the converging numerical near-identity of mean alignment provides stronger evidence, but a fully powered replication is valuable. Token count is also a coarse proxy for computational cost; per-token layer depth (Chen et al., 2026) may better capture intrinsic effort. Future work should test invariance under more extreme budget manipulations, compare against non-LRM instruction-tuned baselines to provide a causal control for the training mechanism hypothesis, and probe whether the same invariance characterizes latent-space reasoning architectures (Goyal et al., 2024; Hao et al., 2024).

References

- Agarwal, S., Ahmad, L., Ai, J., Altman, S., Applebaum, A., Arbus, E., Arora, R. K., Bai, Y., Baker, B., Bao, H., et al. (2025). Gpt-oss-120b and gpt-oss-20b model card. *arXiv preprint arXiv:2508.10925*.
- Anderson, J. R. (1982). Acquisition of cognitive skill. *Psychological Review*, 89(4), 369–406.
- Ashcraft, M. H. (1992). Cognitive arithmetic: A review of data and theory. *Cognition*, 44(1–2), 75–106.
- Binz, M., & Schulz, E. (2023). Using cognitive psychology to understand GPT-3. *Proceedings of the National Academy of Sciences*, 120(6), e2218523120.
- Campbell, J. I. D., & Xue, Q. (2001). Cognitive arithmetic across cultures. *Journal of Experimental Psychology: General*, 130(2), 299–315.
- Chen, W.-L., Peng, L., Tan, T., Zhao, C., Chen, B. J., Lin, Z., Go, A., & Meng, Y. (2026). Think deep, not just long: Measuring LLM reasoning effort via deep-thinking tokens. *arXiv preprint arXiv:2602.13517*.
- de Varda, A. G., D’Elia, F. P., Kean, H., Lampinen, A., & Fedorenko, E. (2025). The cost of thinking is similar between large reasoning models and humans. *Proceedings of the National Academy of Sciences*, 122(47), e2520077122.
- de Varda, A. G., D’Elia, F. P., Kean, H., Lampinen, A., & Fedorenko, E. (2026a). Reply to Dujmović: The alignment in cost between human and model reasoning is an empirical phenomenon worth explaining. *Proceedings of the National Academy of Sciences*, 123(4), e2536153123.
- de Varda, A. G., D’Elia, F. P., Kean, H., Lampinen, A., & Fedorenko, E. (2026b). Reply to Hu: Reasoning traces need not be faithful to account for the cost of human thinking. *Proceedings of the National Academy of Sciences*, 123(17), e2606498123.
- de Varda, A. G., D’Elia, F. P., Kean, H., Lampinen, A., & Fedorenko, E. (2026c). Reply to Vankov et al.: Reasoning traces are linked to accuracy and capture key dimensions of problem complexity. *Proceedings of the National Academy of Sciences*, 123(12), e2603574123.
- Dujmović, M. (2026). No deep insights into the alignment between human and deep learning reasoning processes: Thoughts on de Varda et al. (2025). *Proceedings of the National Academy of Sciences*, 123(4), e2533685123.
- Gershman, S. J., Horvitz, E. J., & Tenenbaum, J. B. (2015). Computational rationality: A converging paradigm for intelligence in brains, minds, and machines. *Science*, 349(6245), 273–278.
- Goyal, S., Ji, Z., Rawat, A. S., Menon, A. K., Kumar, S., & Nagarajan, V. (2024). Think before you speak: Training language models with pause tokens. *International Conference on Learning Representations (ICLR)*.
- Guo, D., Yang, D., Zhang, H., Song, J., Wang, P., Zhu, Q., Xu, R., Zhang, R., Ma, S., Bi, X., et al. (2025). DeepSeek-R1: Incentivizing reasoning capability in LLMs via reinforcement learning. *arXiv preprint arXiv:2501.12948*.
- Hao, S., Sukhbaatar, S., Su, D., Li, X., Hu, Z., Weston, J., & Tian, Y. (2024). Training large language models to reason in a continuous latent space. *arXiv preprint arXiv:2412.06769*.
- Hu, K., Lin, A. C., Qiu, L., Ding, X. D., Wang, R., Zhu, Y. E., Andreas, J., & He, K. (2025). ARC is a vision problem! *arXiv preprint arXiv:2511.14761*.
- Hu, Y. (2026). “Thinking traces” in large reasoning models: Cognitive cost or performative scaffolding? *Proceedings of the National Academy of Sciences*, 123(17), e2604554123.
- Hu, Y., Peng, X., Peng, S., Wang, H., & Wang, T. (2026). Hǎn dān xué bù (Mimicry) or Qīng chū yú lán (Mastery)? A cognitive perspective on reasoning distillation in large language models. *arXiv preprint arXiv:2601.05019*.
- Lake, B. M., Ullman, T. D., Tenenbaum, J. B., & Gershman, S. J. (2017). Building machines that learn and think like people. *Behavioral and Brain Sciences*, 40, e253.
- Lambert, N., Morrison, J., Pyatkin, V., Huang, S., Ivison, H., Brahman, F., Miranda, L. J. V., Liu, A., Dziri, N., Lyu, S., et al. (2024). Tülu 3: Pushing frontiers in open language model post-training. *arXiv preprint arXiv:2411.15124*.
- Logan, G. D. (1988). Toward an instance theory of automatization. *Psychological Review*, 95(4), 492–527.
- McCoy, R. T., Yao, S., Friedman, D., Hardy, M. D., & Griffiths, T. L. (2024). Embers of autoregression show how large language models are shaped by the problem they are trained to solve. *Proceedings of the National Academy of Sciences*, 121(41), e2322420121.
- Palod, V., Valmeekam, K., Stechly, K., & Kambhampati, S. (2025). Performative thinking? the brittle correlation be-

- tween CoT length and problem complexity. *arXiv preprint arXiv:2509.07339*.
- Paul, D., West, R., Bosselut, A., & Faltings, B. (2024). Making reasoning matter: Measuring and improving faithfulness of chain-of-thought reasoning. *Findings of the Association for Computational Linguistics: EMNLP 2024*, 15012–15032.
- Rouder, J. N., Speckman, P. L., Sun, D., Morey, R. D., & Iverson, G. (2009). Bayesian t tests for accepting and rejecting the null hypothesis. *Psychonomic Bulletin & Review*, 16(2), 225–237.
- Shenhav, A., Botvinick, M. M., & Cohen, J. D. (2013). The expected value of control: An integrative theory of anterior cingulate cortex function. *Neuron*, 79(2), 217–240.
- Stechly, K., Valmeekam, K., Palod, V., Gundawar, A., & Kambhampati, S. (2025). Beyond semantics: The unreasonable effectiveness of reasonless intermediate tokens. *First Workshop on Foundations of Reasoning in Language Models*.
- Vankov, I. I., Adolfi, F., Heaton, R. F., Puebla, G., & Bowers, J. S. (2026). Correlations without causation do not support claims of human–LLM reasoning alignment. *Proceedings of the National Academy of Sciences*, 123(12), e2536362123.
- Wagenmakers, E.-J., Marsman, M., Jamil, T., Ly, A., Verhagen, J., Love, J., Selker, R., Gronau, Q. F., Šmíra, M., Epskamp, S., et al. (2018). Bayesian inference for psychology. Part I: Theoretical advantages and practical ramifications. *Psychonomic Bulletin & Review*, 25(1), 35–57.
- Wei, J., Wang, X., Schuurmans, D., Bosma, M., Xia, F., Chi, E., Le, Q. V., Zhou, D., et al. (2022). Chain-of-thought prompting elicits reasoning in large language models. *Advances in Neural Information Processing Systems*, 35, 24824–24837.