

An isometric immersion of a flat Klein bottle into Euclidean 3-space

Stepan Paul

May 19, 2026

Abstract

We present an explicit piecewise linear map from a flat Klein bottle (i.e. one that is locally isometric to the Euclidean plane) into Euclidean 3-space and that is an isometric immersion—a path isometry that is locally injective. The image is a self-intersecting polyhedron with embedded vertex figures where each vertex has zero angle defect. The construction of the map enforces the path isometry property so long as certain numerically-verifiable inequalities are satisfied, and we show that checking the local injectivity property at each vertex via another set of inequalities suffices. This work generalizes features from known piecewise linear isometric embeddings of flat tori and known piecewise smooth path isometries of flat Klein bottles, and apparently is the first explicit isometric immersion of a flat Klein bottle into \mathbb{R}^3 .

In general, we say that a surface with a metric space structure is flat if it has the local geometry of the Euclidean plane. The torus and Klein bottle are the only compact surfaces that admit flat metrics, and while isometric embeddings of flat tori into Euclidean 3-space have received much attention (see Section 2 for details), we present here what is apparently the first explicit example of an isometric immersion—a path isometric map that is locally injective—of the flat Klein bottle. Since a Klein bottle cannot be embedded into \mathbb{R}^3 , an isometric immersion preserves about as much of the topology and geometry of a flat Klein bottle as one could hope for.

Figure 1 depicts the image of the map we construct in the present article. It is a self-intersecting polyhedron with 108 vertices and 162 faces. The accompanying datasets include a combinatorial description of the polyhedral surface—given as a list of tuples in $\{1, 2, \dots, 108\}$ defining the faces—and a list of numerical approximations to the points in \mathbb{R}^3 to which the vertices map.¹ We can understand the flatness property intuitively by saying that the polyhedron can (locally) be folded from flat paper with cut-outs allowing for the self-intersections.²

¹The data set for the image of a similarly constructed map using different parameters was first presented by the author in [12].

²In fact, an origami sculpture of such a polyhedron constructed by the author appeared in the Maison Poincaré in Paris [13].

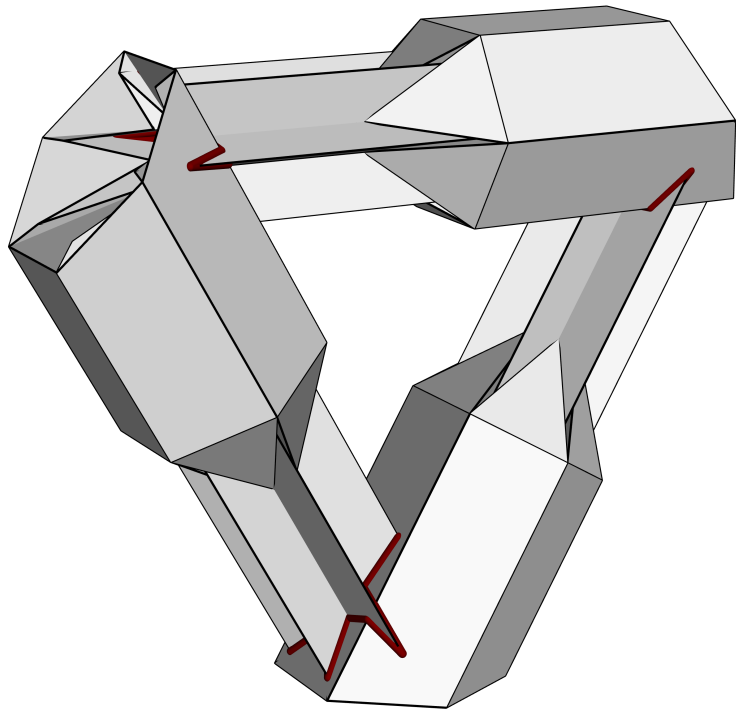


Figure 1: The image of a piecewise linear isometric immersion of a flat Klein bottle into \mathbb{R}^3 . The self-intersection curves are shown in dark red. We can understand the image as consisting of tubes with regular hexagonal and Star of David shaped cross-sections connected to each other by complicated sets of triangular faces—one type of connection along the edges of the triangular structure, and another type that folds the star-shaped tube up into the hexagonal tube at an angle so that it crashes through the side of the wider hexagonal tube.

The map is constructed by gluing six components we call “tube joints”, which are in turn composed of 12 isometrically immersed rectangles we call “zee-bridges”. In Section 3, we describe how these zee-bridges can be built from an appropriate set of parameters and give a set of inequalities whose satisfaction suffices to ensure that each is rectangular. In Section 4, we describe how to find parameters that allow several rectangular zee-bridges to glue together to obtain a flat tube joint—a piecewise linear path isometry from a flat cylinder into \mathbb{R}^3 . Next, in Section 5, we describe sufficient inequalities for ensuring local injectivity of the piecewise linear map into \mathbb{R}^3 . At the ends of Sections 4 and 5 we computationally verify that a certain choice of parameters controlling these maps satisfy both the inequalities that suffice for rectangularity of the zee-bridges, and for local injectivity at each vertex. And finally in Section 6, we show how the six tube joints can be glued together to form the flat Klein bottle.

Theorem 0.1. *The map $\nabla : \mathcal{K} \rightarrow \mathbb{R}^3$ defined in Section 6.2 is an isometric immersion of a flat Klein bottle if $n = 6$, $L_0 = 2$, $L_1 = 4$, $\psi = 4.7$, $\alpha_0^0 = 1$, $\gamma_0^0 = 1$, $\alpha_3^1 = 3.1$, and $\gamma_3^1 = 2.55$.*

In fact, an open set within the parameter space leads to a parametrized family of such isometric immersions of flat Klein bottles, and many variations on the construction presented here also satisfy these conditions. A thorough exploration of the parameter space is the subject of future study. As another example of how the tools developed here can be applied, though, we show how to obtain a parameterized family of isometric embeddings of flat tori.

Theorem 0.2. *The family of maps $\mathbf{O} : \mathcal{T} \rightarrow \mathbb{R}^3$ defined in Section 6.1 are an isometric embeddings of a flat tori.*

Before getting started on the details, we give some preliminary definitions and background in Sections 1 and 2 respectively.

1 Preliminaries

Here we remind the reader of some relevant concepts in metric and differential geometry. For more details, see, for example [3] for background on metric geometry and length spaces, Chapter 4 of [9] for a definition of “topological immersion”, and [6] for notions in polyhedral geometry.

1.1 Isometries and flatness

If M and N are manifolds (with or without boundary) with length structures, then we say a continuous map $f : M \rightarrow N$ is a *path isometry* if the length of every admissible path is preserved under f . An injective path isometry is called an *isometric embedding* and a locally injective³ path isometry is called

³If X is a topological space, we say a function $g : X \rightarrow Y$ is *locally injective at $x \in X$* when there is a neighborhood of x such that $g|_U$ is injective; we say g is *locally injective overall* if it is at every point in X .

a *isometric immersion*. Furthermore, f is an *isometry onto its image* if the distance between any pair of points is preserved, and just an *isometry* if it is also bijective. Note that if f is an isometry onto its image, it is automatically an isometric embedding, but the reverse is not true since the intrinsic metric on the image of f may not agree with the metric on N .

For a point $x \in M$, we say that f is a *local isometry at x* (respectively, *locally isometric embedding at x*) if there is a neighborhood of x such that the restriction of f to that neighborhood is an isometry onto its image (respectively, isometric embedding); f is a *local isometry* (respectively, *locally isometric embedding*) on M if it is at every point.

For a point $x \in M$, we say M is *flat at x* if it is locally isometric to a Euclidean space \mathbb{R}^m at x . We call M *flat* if it is flat at every point on its interior.

1.2 Piecewise linear maps

A *piecewise-linear (PL)* map from a manifold M (with or without boundary) to \mathbb{R}^n is a continuous function $\phi : M \rightarrow \mathbb{R}^n$ such that there exists a triangulation \mathcal{T} of M for which ϕ is affine on each simplex with respect to its barycentric coordinates. In this way, ϕ is determined by its restriction to the zero-skeleton \mathcal{T}_0 of the triangulation, and any $\phi_0 : \mathcal{T}_0 \rightarrow \mathbb{R}^3$ for a simplicial complex \mathcal{T} can be extended to a piecewise-linear map on all of \mathcal{T} .

We say ϕ is *non-degenerate* when it embeds each simplex. Note that ϕ_0 extends to a non-degenerate PL map if and only if the vertices of each k -simplex of \mathcal{T} span an affine k -space; in this case we also call ϕ_0 *non-degenerate*.

A non-degenerate PL map ϕ induces a pullback length structure on each simplex, and these can be patched together on the triangulation \mathcal{T} to give a global length structure on M . Under this induced length structure on \mathcal{T} , ϕ is automatically a path isometry.

Note that this construction allows the image of M to self-intersect without violating positive-definiteness of the length structure on M . We pull back distances one simplex at a time, and each simplex is embedded. Then gluing happens with respect to the combinatorial structure of the triangularization.

The length structure induced by a PL map from a surface (with or without boundary) to \mathbb{R}^3 is automatically flat on the interior of each 2-simplex and 1-simplex in the triangularization \mathcal{T} . The metric is flat at an interior vertex if and only if the angle sum at that vertex is 2π . That is, for a vertex u , let $[w_1, \dots, w_k]$ be the cyclically numbered vertices connected to u by edges, let \vec{v}_i be the vector from $\phi(u)$ to $\phi(w_i)$, and let θ_i be the angle between \vec{v}_{i-1} and \vec{v}_i . Then flatness at u is equivalent to $\theta_1 + \dots + \theta_k = 2\pi$. Here, as elsewhere in this article, we use the phrase ‘‘cyclically numbered’’ and brackets instead of parentheses when there is some natural cyclic ordering to a set of k objects, and in this case we regard the indices as being taken modulo k (so that, for example, $w_0 = w_k$).

If M is a surface (with or without boundary) with the structure of a regular CW-complex, we will call M a *CW-surface*. We call the 0-cells of M *vertices*, the closures of the 1-cells *edges*, and the closures of the 2-cells *faces*. Generalizing

the notion of a PL map to CW-surfaces, suppose ϕ_0 is a map from the 0-skeleton of M into \mathbb{R}^3 with the property that ϕ_0 takes the cyclically-numbered vertices around any face to the cyclically ordered vertices of a strictly convex embedded planar polygon. Then ϕ_0 extends to the same PL on M for any triangular refinement \mathcal{T} of the CW-complex structure that adds no vertices to M . Thus, under this “embedded convex polygon” condition, a PL map ϕ is determined by where it sends the vertices of a CW-surface.

1.3 Relationship to differential geometry

Differential geometry is primarily concerned with the properties of smooth manifolds, so we take a moment to position what has been said so far about metric geometry into this context.

First we note that if a manifold M with a length structure is flat, it is isometric to a smooth Riemannian manifold. Applying this to surfaces, by the Gauss-Bonnet Theorem, any compact surface without boundary with a globally flat length structure must have characteristic zero and is thus a topological torus or Klein bottle.

For smooth manifolds (with or without boundary) M, N , a *piecewise smooth* map $f : M \rightarrow N$ is a continuous function such that there exists a triangulation of M such that f is smooth on each simplex. Thus if the length structure induced on a manifold M by a PL map from $f : M \rightarrow \mathbb{R}^n$ is flat, M is a smooth Riemannian manifold, and f is a piecewise smooth map.

2 Background

As mentioned in the introduction, the story of the flat Klein bottle mostly mirrors that of the flat torus, but remains largely untold. While no \mathcal{C}^2 isometric embedding of a flat torus nor immersion of a flat Klein bottle exist, the existence of \mathcal{C}^1 maps with these properties is implied by the famous results of Nash [10] and Kuiper [8] in the 1950s. Burago and Zalgaller proved results in 1960 that imply the existence of a PL isometric embedding of a flat torus [4], and in 1995 of a PL isometric immersion of a flat Klein bottle [5]. These existence proofs are in a sense constructive, but the first explicit examples of isometrically embedded flat tori seems to be a PL example due to Brehm in 1978 [2]. And in 2012, Borrelli, Jabrane, Lazarus, and Thibert gave an explicit \mathcal{C}^1 embedding of a flat torus [1].

In 2021, the author exhibited a piecewise smooth path isometry from a flat Klein bottle into \mathbb{R}^3 using the theory of curved-crease origami [11]; its image is shown in Figure 2a. And in a 2025 preprint, Hisakawa, Kaji, and Kawai construct a self-intersecting polyhedron that can be thought of as the image of a PL path isometry from the flat Klein bottle [7]. Both constructions fail to be locally injective at finitely many points.

Thus the primary innovation of the present article is the discovery a path isometry from the flat Klein bottle that is also locally injective at every point.

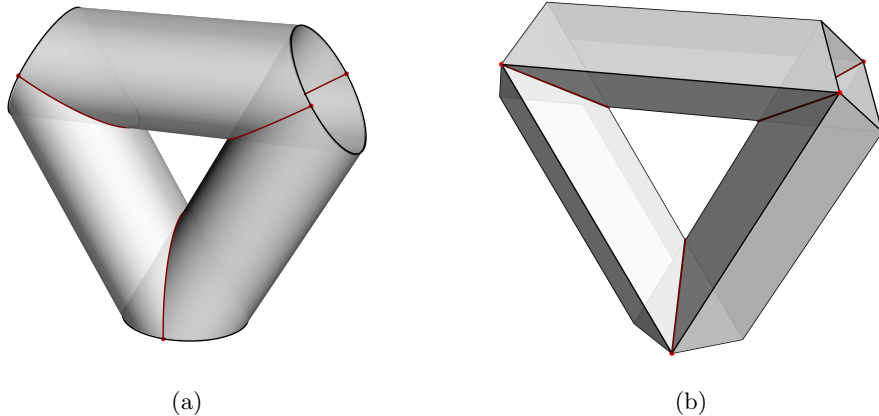


Figure 2: (a) The image of the piecewise smooth path isometry of a flat Klein bottle from [11]. The three (full) ellipses can be thought of as curved-crease origami folds, and the three dark red half-ellipses are the self intersections. The map fails to be locally injective at the pre-images of six red points where the ellipses and half-ellipses intersect. (b) A PL version of the previous using square-shaped tubes.

The intuition behind the main construction is that we can start by discretizing the piecewise cylindrical construction from [11]. However, naïvely switching from circular cylinders to convex polygonal ones as in Figure 2b may preserve flatness but the results will necessarily still have points at which the map is not locally injective. However, we can use the idea behind the embedded flat square torus construction of Quintanar [14] to “shrink” a convex polygonal cylinder into a smaller star-shaped one via a sequence of triangular faces connecting the two. The technical parts of the construction we present deal with generalizing the construction to allow the convex polygonal cylinder and star-shaped cylinder to be centered along different axes, and confirming that this shrinking operation allows the self-intersections to happen away from the vertices so that map is in fact locally injective. As a by-product, we obtain Theorem 0.2, which can be thought of as a generalization of Quintanar’s construction.

3 Zee-Bridges

The fundamental building block of the constructions we present is the “rectangular zee-bridge” (so named because of the geometry seen in Figure 5), which we define below.

Let $W, X, Y, Z \in \mathbb{R}^3$, be points such that $\hat{u} = \overrightarrow{WX}$ and $\hat{v} = \overrightarrow{YZ}$ are unit vectors, and let \hat{s}, \hat{t} be unit vectors with

$$\hat{s} \cdot \hat{u} = 0 \quad \hat{t} \cdot \hat{v} = 0.$$

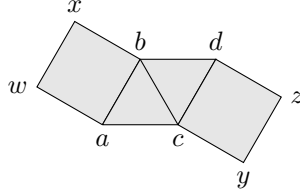


Figure 3: The abstract CW-surface S .

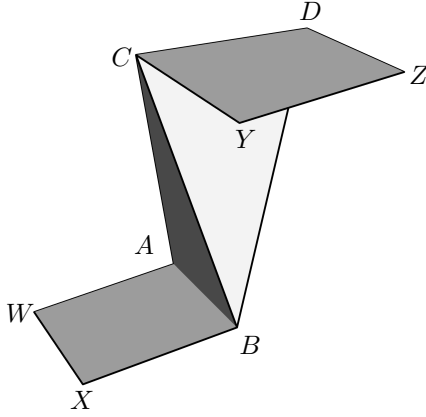


Figure 4: The image of a rectangular zee-bridge in \mathbb{R}^3 .

In this case, we call $\mathcal{F} = (W, X, Y, Z, \hat{s}, \hat{t})$ a *bridge frame*.

A *zee-bridge* for the bridge frame \mathcal{F} is the PL map obtained by extending a mapping ϕ_0 of the vertices of the abstract⁴ CW-surface S in Figure 3 into \mathbb{R}^3 such that

$$\begin{aligned} \phi_0(w) = W \quad \phi_0(x) = X \quad \phi_0(y) = Y \quad \phi_0(z) = Z \\ A := \phi_0(a) = W + \alpha \hat{s} \quad B := \phi_0(b) = X + \beta \hat{s} \\ C := \phi_0(c) = Y - \gamma \hat{t} \quad D := \phi_0(d) = Z - \delta \hat{t} \end{aligned} \quad (1)$$

for some $\alpha, \beta, \gamma, \delta > 0$, which we call the *parameters* of the zee-bridge.

We note here that the vertices of the quadrilateral faces are mapped to strictly convex planar polygons—in fact, trapezoids of height 1 and base lengths α, β and γ, δ respectively—so the PL extension ϕ of ϕ_0 is well-defined.

Theorem 3.1. *Let $\mathcal{F} = (W, X, Y, Z, \hat{s}, \hat{t})$ be a bridge frame, and let ϕ be a zee-bridge with parameters $\alpha, \beta, \gamma, \delta$. Then the length structure induced by ϕ on S is that of a planar rectangle with vertices w, x, z, y if and only if, in the notation*

⁴We write *abstract* CW-surface to emphasize that S has not yet been endowed with a length structure.

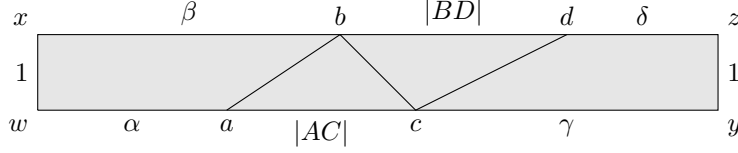


Figure 5: The CW-surface S with the length structure induced by ϕ when (2) is satisfied. The lengths of edges on the boundary are labelled.

of (1),

$$\alpha + |AC| + \gamma = \beta + |BD| + \delta \quad \text{and} \quad |BC| = \sqrt{1 + (|AC| + \alpha - \beta)^2}. \quad (2)$$

In this case, we say that ϕ is a *rectangular zee-bridge*. In particular, when ϕ is rectangular, the angle sums at a, b, c, d are each π , and the angles at w, x, y, z are each $\frac{\pi}{2}$.

Proof. The proof relies on showing that the length structure induced by ϕ forces S into having the length structure of the planar rectangle shown in Figure 5; because of the first equation from (2), we already know a planar rectangle of these dimensions exists.

First we note that by construction, the trapezoids $WXBA$ and $ZYCD$ are congruent to the trapezoids $wxba$ and $zycd$ in Figure 5.

Assuming (2) for the backwards implication, we then note that $\triangle ABC \cong \triangle abc$ since their respective edge lengths are equal— $|AB| = |ab|$ by the trapezoid congruence, $|AC| = |ac|$ by construction, and $|BC| = |bc|$ by the second equation of (2). Similarly $\triangle DCB \cong \triangle dcB$. Thus all edge lengths in the induced length structure of S agree with what is shown in Figure 5, so S has the geometry of a rectangle of height 1 as desired.

The forwards implication is clear from the geometry of Figure 5. \square

Later on, we will need to find β and δ which make a zee-bridge rectangular (if they exist) given α and γ . The next two lemmas give candidate values for β and δ , and Theorem 3.4 gives a sufficient condition for their validity.

Lemma 3.2. *Given a bridge frame \mathcal{F} and $\alpha, \gamma > 0$. In the notation above, let $C' = A + |AC|\hat{s}$. Then there exists $\beta \in \mathbb{R}$ such that $B = X + \beta\hat{s}$ is equidistant from C and C' .*

Furthermore, if $C \neq C'$,

$$\beta = \alpha + \frac{\overrightarrow{AC} \cdot \hat{u}}{|AC| - \overrightarrow{AC} \cdot \hat{s}} \quad (3)$$

is the unique value with this property.

Proof. If C lies along the closed ray from A in direction \hat{s} , then $C = C'$ so the conclusion is trivial.

Otherwise, $C \neq C'$, and the plane of points equidistant from C and C' has normal vector $\overrightarrow{CC'} = |AC|\hat{s} - \overrightarrow{AC}$ and passes through A . Then $B = A + \hat{u} + (\beta - \alpha)\hat{s}$ lies on this plane if and only if

$$\overrightarrow{CC'} \cdot \overrightarrow{AB} = 0$$

or equivalently

$$(|AC|\hat{s} - \overrightarrow{AC}) \cdot (\hat{u} + (\beta - \alpha)\hat{s}) = 0,$$

which simplifies to

$$\overrightarrow{AC} \cdot \hat{u} = (\beta - \alpha)(|AC| - \overrightarrow{AC} \cdot \hat{s}).$$

Since C does not lie along the closed ray from A in direction \hat{s} , $|AC| \neq \overrightarrow{AC} \cdot \hat{s}$, so solving for β shows that (3) is the unique solution as claimed. \square

Lemma 3.3. *Given a bridge frame \mathcal{F} and $\alpha, \gamma > 0$, suppose the value β guaranteed by Lemma 3.2 is positive. Then let $B' = C + \hat{v} - \ell\hat{t}$ where $\ell = \alpha - \beta + |AC|$. If $\overrightarrow{BB'} \cdot \hat{t} \neq 0$ or $B' = B$, then there exists δ such that $D = Z - \delta\hat{t}$ is equidistant from B and B' .*

Furthermore, if $\overrightarrow{BB'} \cdot \hat{t} \neq 0$, then

$$\delta = \gamma + \frac{\overrightarrow{BC} \cdot \hat{v} + 1}{\overrightarrow{BC} \cdot \hat{t} - \ell} \quad (4)$$

is the unique value with this property.

Proof. If B lies along the closed ray from C in direction $-\hat{t}$, then $B = B'$, so the conclusion is trivial.

Otherwise, $B \neq B'$, and the plane of points equidistant from B and B' has normal vector $\overrightarrow{BB'} = \overrightarrow{BC} + \hat{v} - \ell\hat{t}$ and passes through C . Then $D = C + \hat{v} + (\gamma - \delta)\hat{t}$ lies on this plane if and only if

$$\overrightarrow{BB'} \cdot \overrightarrow{CD} = 0$$

or equivalently

$$(\overrightarrow{BC} + \hat{v} - \ell\hat{t}) \cdot (\hat{v} + (\gamma - \delta)\hat{t}) = 0,$$

which simplifies to

$$\overrightarrow{BC} \cdot \hat{v} + 1 = (\ell - \overrightarrow{BC} \cdot \hat{t})(\gamma - \delta).$$

Since

$$0 \neq \overrightarrow{BB'} \cdot \hat{t} = \overrightarrow{BC} \cdot \hat{t} + \overrightarrow{CB'} \cdot \hat{t} = \overrightarrow{BC} \cdot \hat{t} - \ell$$

we know $\ell - \overrightarrow{BC} \cdot \hat{t} \neq 0$, so solving for δ show that (4) is the unique solution. \square

Mirroring (3) and (4), for a bridge frame $\mathcal{F} = (W, X, Y, Z, \hat{s}, \hat{t})$, we define

$$\begin{aligned}\bar{\beta}(\mathcal{F}, \alpha, \gamma) &= \alpha + \frac{\overrightarrow{AC} \cdot \hat{u}}{|AC| - \overrightarrow{AC} \cdot \hat{s}}, & (|AC| \neq \overrightarrow{AC} \cdot \hat{s}) \\ \bar{\delta}(\mathcal{F}, \alpha, \gamma) &= \gamma + \frac{\overrightarrow{BC} \cdot \hat{v} + 1}{\overrightarrow{BC} \cdot \hat{t} - \ell}, & (\overrightarrow{BC} \cdot \hat{t} \neq \ell)\end{aligned}\quad (5)$$

where, as before, $A = W + \alpha\hat{s}$, $C = Y - \gamma\hat{t}$, $B = X + \bar{\beta}(\mathcal{F}, \alpha, \gamma)\hat{s}$, and $\ell = \alpha + |AC| - \bar{\beta}(\mathcal{F}, \alpha, \gamma)$.

If $\alpha, \gamma > 0$ and $\beta = \bar{\beta}(\mathcal{F}, \alpha, \gamma)$ and $\delta = \bar{\delta}(\mathcal{F}, \alpha, \gamma)$ are defined and positive, then we say α, γ generate positive parameters for \mathcal{F} , and we write $\phi_{\mathcal{F}, \alpha, \gamma}$ for the zee-bridge with parameters $\alpha, \beta, \gamma, \delta$. In this case, we also define the *discriminant* of $\phi_{\mathcal{F}, \alpha, \gamma}$ to be

$$\Delta_{\mathcal{F}, \alpha, \gamma} = \alpha - \beta + |AC| + \gamma - \delta. \quad (6)$$

Theorem 3.4. *Suppose \mathcal{F} is a bridge frame and α, γ generate positive parameters for \mathcal{F} . If $\Delta_{\mathcal{F}, \alpha, \gamma} > 0$, then $\phi_{\mathcal{F}, \alpha, \gamma}$ is rectangular.*

Proof. We start by noting that the second equation of (2) is satisfied by Lemma 3.2. And in the notation of Lemma 3.3, since we have $\overrightarrow{DB'} = -(\gamma - \delta + \ell)\hat{t}$,

$$|DB| = |DB'| = |\gamma - \delta + (\alpha - \beta + |AC|)| = |\Delta_{\mathcal{F}, \alpha, \gamma}|.$$

So if $\Delta_{\mathcal{F}, \alpha, \gamma} > 0$, $|DB| = \Delta_{\mathcal{F}, \alpha, \gamma}$, so the first equation of (2) is satisfied as well. Thus by Theorem 3.1, $\phi_{\mathcal{F}, \alpha, \gamma}$ is rectangular. \square

Finally, we give a geometric interpretation of Theorem 3.4 that we will use later in constructions.

Proposition 3.5. *Suppose \mathcal{F} is a bridge frame and that α, γ generate positive parameters for \mathcal{F} . Then $\phi_{\mathcal{F}, \alpha, \gamma}$ is rectangular if B lies outside of the half-infinite cylinder of radius 1 around the ray from C in direction \hat{t} .*

Proof. Suppose B lies outside this half-cylinder. Then $\overrightarrow{BC} \cdot \hat{t} < 0$ or $|BC|^2 - (\overrightarrow{BC} \cdot \hat{t})^2 > 1$, and in either case, $\overrightarrow{BC} \cdot \hat{t} < \sqrt{|BC|^2 - 1} = \ell$.

Since B, B' are distinct points on a sphere centered at C , we know $\overrightarrow{BB'} \cdot \overrightarrow{CB'} > 0$, which expands out to

$$0 < (\overrightarrow{BC} + \hat{v} - \ell\hat{t}) \cdot (\hat{v} - \ell\hat{t}) = \overrightarrow{BC} \cdot \hat{v} + 1 + \ell^2 - \ell(\overrightarrow{BC} \cdot \hat{t}).$$

Dividing through by $\ell - \overrightarrow{BC} \cdot \hat{t}$, which we showed to be positive under our hypothesis, this implies

$$0 < -\frac{\overrightarrow{BC} \cdot \hat{v} + 1}{\overrightarrow{BC} \cdot \hat{t} - \ell} + \ell = \gamma - \delta + \ell = \Delta_{\mathcal{F}, \alpha, \gamma}.$$

\square

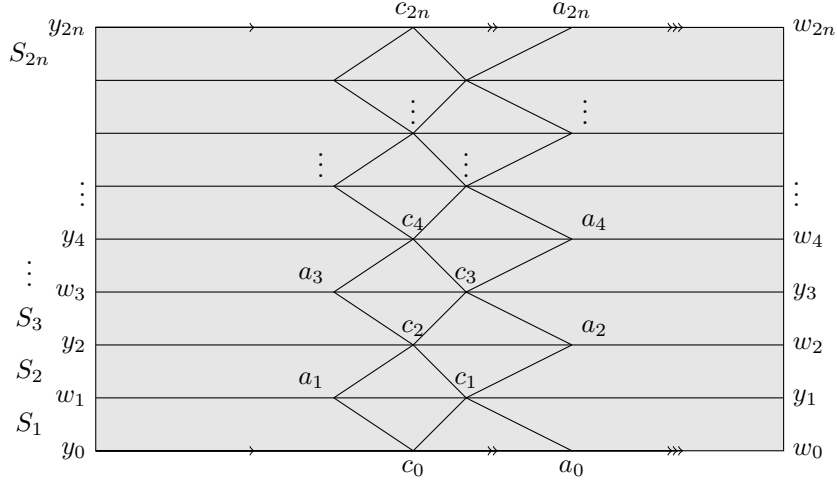


Figure 6: The CW-surface J with edge identifications indicated by arrowheads.

4 Tube Joints

Suppose \mathcal{P} and \mathcal{Q} are equilateral planar n -gons of side length 1 in \mathbb{R}^3 with cyclically numbered vertices $[P_1, \dots, P_{2n}]$ and $[Q_1, \dots, Q_{2n}]$ respectively, and let \hat{s} and \hat{t} be normal vectors to the planes containing \mathcal{P} and \mathcal{Q} respectively. In this case, we call $\mathcal{F} = (\mathcal{P}, \mathcal{Q}, \hat{s}, \hat{t})$ a *tube frame*.

Let J be the abstract CW-surface in Figure 6 where the top and bottom edges are identified as shown so that J has the topology of an annulus.

Note that each horizontal strip S_i is homeomorphic to the abstract CW-surface S from Figure 3 via extension of the vertex mapping

$$\begin{array}{cccc} w_i \mapsto w & y_{i-1} \mapsto x & y_i \mapsto y & w_{i-1} \mapsto z \\ a_i \mapsto a & c_{i-1} \mapsto b & c_i \mapsto c & a_{i-1} \mapsto d. \end{array}$$

Define bridge frames \mathcal{F}_i via

$$\mathcal{F}_i = \begin{cases} (P_i, P_{i-1}, Q_i, Q_{i-1}, \hat{s}, \hat{t}) & i \text{ odd} \\ (Q_i, Q_{i-1}, P_i, P_{i-1}, -\hat{t}, -\hat{s}) & i \text{ even} \end{cases}. \quad (7)$$

If $\Phi : J \rightarrow \mathbb{R}^3$ is a PL map whose restriction ϕ_i to each S_i is a zee-bridge for the bridge frame \mathcal{F}_i , then we say Φ is a *tube joint* for the tube frame \mathcal{F} . In this way, a tube joint Φ maps the the left edge of J in Figure 6 to \mathcal{P} and the right edge to \mathcal{Q} .

Letting $\alpha_i = |\Phi(w_i)\Phi(a_i)|$ and $\gamma_i = |\Phi(y_i)\Phi(c_i)|$, note that $(\alpha_i, \gamma_{i-1}, \gamma_i, \alpha_{i-1})$ are the parameters for ϕ_i .

For a given tube frame \mathcal{F} , tuples of positive real numbers $\vec{\alpha} = (\alpha_1, \dots, \alpha_{2n})$ and $\vec{\gamma} = (\gamma_1, \dots, \gamma_{2n})$ determine a tube joint $\Phi_{\mathcal{F}, \vec{\alpha}, \vec{\gamma}}$ for \mathcal{F} . In general, we call $\vec{\alpha}, \vec{\gamma}$ the *parameters* for this tube joint.

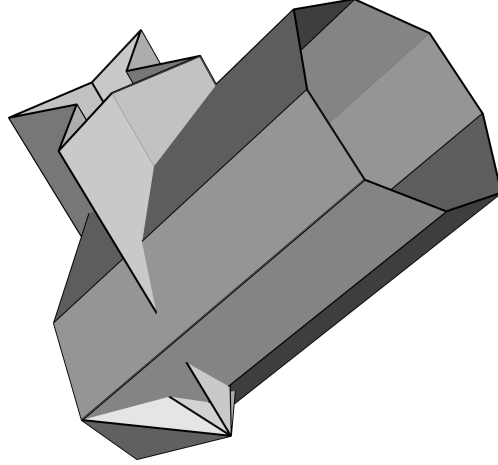


Figure 7: The image of a tube joint (with self-intersections). The two octagons \mathcal{P} and \mathcal{Q} are visible, but many of the vertices $\Phi(a_i), \Phi(c_i)$ are obscured.

Lemma 4.1. *If $\Phi : J \rightarrow \mathbb{R}^3$ is a tube joint whose restriction to each S_i is a rectangular zee-bridge, then the induced metric on J is flat at every interior vertex. In this case we say Φ is a flat tube joint.*

Proof. Since S_i and S_{i+1} are both rectangles, the angle sums above and below their horizontal line of intersection at a_i and c_i are each π , so the total angle sum is 2π . \square

Note that the angle sums at each w_i and y_i on the boundary are π by construction.

4.1 Generating Flat Tube Joints

Let $\mathcal{F} = (\mathcal{P}, \mathcal{Q}, \hat{s}, \hat{t})$ be a tube frame where \mathcal{P} and \mathcal{Q} each has $2n$ vertices, and define the bridge frames \mathcal{F}_i as in (7). We seek conditions under which a tube joint $\Phi_{\mathcal{F}, \bar{\alpha}, \bar{\gamma}}$ will be flat. The basic idea is that if we know the parameters α_k, γ_k for some fixed k , we can apply the functions $\bar{\beta}, \bar{\delta}$ from (5) to $\tilde{\mathcal{F}}_k$ and \mathcal{F}_{k+1} to find values for $\alpha_{k\pm 1}, \gamma_{k\pm 1}$ that will make the restrictions ϕ_k and ϕ_{k+1} rectangular if their discriminants are positive. We can then proceed recursively, defining $\alpha_{k\pm j}, \gamma_{k\pm j}$ and checking that the discriminants are positive at each stage. We also need to know that these recursive definitions respect the identification of the top and bottom edges of J as in Figure 6; i.e. that the recursive results agree on the opposite side of the tube for $\alpha_{k\pm n}, \gamma_{k\pm n}$.

Specifically, suppose $\alpha, \gamma > 0$ are fixed, and \mathcal{F} is a tube frame. For any k , let $\bar{\beta}_k^0(\mathcal{F}, \alpha, \gamma) = \gamma$ and $\bar{\delta}_k^0(\mathcal{F}, \alpha, \gamma) = \alpha$. Then for $j = 0, \dots, n-1$, we recursively (on j) define

$$\begin{aligned}\bar{\beta}_k^{j+1}(\mathcal{F}, \alpha, \gamma) &= \bar{\beta}(\mathcal{F}_{k+j+1}, \bar{\delta}_k^j(\mathcal{F}, \alpha, \gamma), \bar{\beta}_k^j(\mathcal{F}, \alpha, \gamma)) \\ \bar{\delta}_k^{j+1}(\mathcal{F}, \alpha, \gamma) &= \bar{\delta}(\mathcal{F}_{k+j+1}, \bar{\delta}_k^j(\mathcal{F}, \alpha, \gamma), \bar{\beta}_k^j(\mathcal{F}, \alpha, \gamma))\end{aligned}$$

and

$$\begin{aligned}\bar{\beta}_k^{-(j+1)}(\mathcal{F}, \alpha, \gamma) &= \bar{\beta}(\tilde{\mathcal{F}}_{k-j}, \bar{\delta}_k^{-j}(\mathcal{F}, \alpha, \gamma), \bar{\beta}_k^{-j}(\mathcal{F}, \alpha, \gamma)) \\ \bar{\delta}_k^{-(j+1)}(\mathcal{F}, \alpha, \gamma) &= \bar{\delta}(\tilde{\mathcal{F}}_{k-j}, \bar{\delta}_k^{-j}(\mathcal{F}, \alpha, \gamma), \bar{\beta}_k^{-j}(\mathcal{F}, \alpha, \gamma))\end{aligned}$$

when the domains allow, recalling that indices are taken modulo $2n$.

If

$$\bar{\beta}_k^n(\mathcal{F}, \alpha, \gamma) = \bar{\beta}_k^{-n}(\mathcal{F}, \alpha, \gamma) \quad \bar{\delta}_k^n(\mathcal{F}, \alpha, \gamma) = \bar{\delta}_k^{-n}(\mathcal{F}, \alpha, \gamma),$$

then for $j = -n, -n+1, \dots, n$, we set $\alpha_{k+j} = \bar{\delta}_k^j(\mathcal{F}, \alpha, \gamma)$ and $\gamma_{k+j} = \bar{\beta}_k^j(\mathcal{F}, \alpha, \gamma)$, and we say we say α, γ *consistently generate* the parameter sets $\vec{\alpha} = [\alpha_1, \dots, \alpha_{2n}]$, $\vec{\gamma} = [\gamma_1, \dots, \gamma_{2n}]$ for \mathcal{F} at k .

Lemma 4.2. *Let $\mathcal{F} = (\mathcal{P}, \mathcal{Q}, \hat{s}, \hat{t})$ be a tube frame, and suppose α, γ consistently generate a set of positive parameters $\vec{\alpha}, \vec{\gamma}$ at k , and that for all $j = 1, \dots, n$, we have*

$$\begin{aligned}\Delta_j &:= \alpha_{k+(j-1)} - \gamma_{k+j} + |A_{k+(j-1)}C_{k+(j-1)}| + \gamma_{k+(j-1)} - \alpha_{k+j} > 0 \\ \Delta_{-j} &:= \alpha_{k-(j-1)} - \gamma_{k-j} + |A_{k-(j-1)}C_{k-(j-1)}| + \gamma_{k-(j-1)} - \alpha_{k-j} > 0\end{aligned}$$

where $A_i = \Phi(a_i)$ and $C_i = \Phi(c_i)$, then the tube joint $\Phi_{\mathcal{F}, \vec{\alpha}, \vec{\gamma}}$ is flat.

Proof. We note that for $j = 1, \dots, n$,

$$\Delta_j = \Delta_{\mathcal{F}_{k+j}, \alpha_{k+j-1}, \gamma_{k+j-1}} \quad \text{and} \quad \Delta_{-j} = \Delta_{\tilde{\mathcal{F}}_{k-j+1}, \alpha_{k-j+1}, \gamma_{k-j+1}},$$

so applying Theorem 3.4 to each zee-bridge ϕ_i obtained by restricting Φ to S_i shows that each ϕ_i is rectangular. Then we apply Lemma 4.1 to conclude $\Phi_{\mathcal{F}, \vec{\alpha}, \vec{\gamma}}$ is flat. \square

We can ensure that we obtain a consistent set of parameters generated by α and γ by assuming \mathcal{P} and \mathcal{Q} have certain kinds of symmetry. One such symmetry that gives us what we need is outlined below.

We say that a tube frame $\mathcal{F} = (\mathcal{P}, \mathcal{Q}, \hat{s}, \hat{t})$ with $\mathcal{P} = [P_1, \dots, P_{2n}]$ and $\mathcal{Q} = [Q_1, \dots, Q_{2n}]$, has a *reflective symmetry at k* if there exists an affine planar reflection ρ of \mathbb{R}^3 such that $\rho(P_{k+j}) = \rho(P_{k-j})$ and $\rho(Q_{k+j}) = \rho(Q_{k-j})$ for all $j = 0, \dots, n$.

Lemma 4.3. *Suppose a tube frame $\mathcal{F} = (\mathcal{P}, \mathcal{Q}, \hat{s}, \hat{t})$ has a reflective symmetry at k . Then any $\alpha, \gamma > 0$ generate a consistent set of parameters for \mathcal{F} at k . Furthermore, $\Delta_j = \Delta_{-j}$ (as defined in Lemma 4.2) for $j = 1, \dots, n$.*

Proof. Let R be the plane across which \mathcal{P} and \mathcal{Q} are symmetric at k . We write ρ for the affine transformation of \mathbb{R}^3 that reflects across R and $\tilde{\rho}$ for the linear part of ρ ; that is $\tilde{\rho}(\vec{q}) = \rho(r + \vec{q}) - r$ for any point $r \in R$. We note that ρ and $\tilde{\rho}$ are isometries of \mathbb{R}^3 .

Since \hat{s} and \hat{t} are assumed to be normal to the planes containing \mathcal{P} and \mathcal{Q} , we know \hat{s} and \hat{t} are parallel to R , so $\tilde{\rho}(\hat{s}) = \hat{s}$ and $\tilde{\rho}(\hat{t}) = \hat{t}$. Because of the common planar symmetry of \mathcal{P} and \mathcal{Q} , $\tilde{\rho}(\hat{u}_{k+j}) = -\hat{u}_{k-j}$ where $\hat{u}_i = \overrightarrow{P_{i-1}P_i}$, and $\tilde{\rho}(\hat{v}_{k+j}) = -\hat{v}_{k-j}$ where $\hat{v}_i = \overrightarrow{Q_{i-1}Q_i}$.

We will prove by induction that the parameters generated by α_k, γ_k at k satisfy $\alpha_{k+j} = \alpha_{k-j}$ and $\gamma_{k+j} = \gamma_{k-j}$, using $j = 0$, which is true by reflexivity, as the base case. Both claims in the theorem then follow.

If $0 \leq j < n$, then by the inductive hypothesis $\tilde{\rho}(\overrightarrow{A_{k+j}C_{k+j}}) = -\overrightarrow{A_{k-j}C_{k-j}}$, where in general we define $A_i = \Phi(a_i)$ and $C_i = \Phi(c_i)$. So applying the formula for $\tilde{\beta}$ to S_{k+j+1} and S_{k-j} , we see that

$$\gamma_{k+(j+1)} = \tilde{\beta}(\tilde{\mathcal{F}}_{k+j+1}, \alpha_{k+j}, \gamma_{k+j}) = \tilde{\beta}(\mathcal{F}_{k-j}, \alpha_{k-j}, \gamma_{k-j}) = \gamma_{k-(j+1)}.$$

This in turn implies that $\tilde{\rho}(\overrightarrow{C_{k+j-1}C_{k+j}}) = -\overrightarrow{C_{k-j-1}C_{k-j}}$, so applying the formula for $\tilde{\delta}$ to S_{k+j+1} and S_{k-j} , we have

$$\alpha_{k+(j+1)} = \tilde{\delta}(\tilde{\mathcal{F}}_{k+j+1}, \alpha_{k+j}, \gamma_{k+j}) = \tilde{\delta}(\mathcal{F}_{k-j}, \alpha_{k-j}, \gamma_{k-j}) = \alpha_{k-(j+1)}.$$

□

4.2 n -Star Tube Joints

To reduce the number of parameters and find explicit constructions, we will restrict our attention to tube frames whose planar polygons are “ n -stars” as defined below.

Definition 4.4. An n -star is a planar equilateral embedded $2n$ -gon with side length 1 whose interior angles alternate between two values.

Since the sum of the interior angles of an embedded $2n$ -gon must be $2\pi(n-1)$, the two interior angles of an n -star must be ϕ and $\left(\frac{2\pi(n-1)}{n}\right) - \phi$ for some $0 < \phi < \frac{2\pi(n-1)}{n}$. We write $\angle P_i$ for the interior angle at a vertex P_i of the n -star.

Note that when $\phi = \pi$ or $\phi = \frac{(n-2)\pi}{n}$, the n -star is actually a regular n -gon with side length 2 (with marked points on the edge midpoints). We also note that a 2-star is a rhombus.

Every n -star $\mathcal{P} = [P_1, \dots, P_{2n}]$ has a unique center $\tilde{\mathcal{P}}$ that is equidistant from all of the even numbered vertices and equidistant from all of the odd numbered vertices. Note that the angle between $\overrightarrow{\tilde{\mathcal{P}}P_i}$ and $\overrightarrow{\tilde{\mathcal{P}}P_{i+1}}$ is $\frac{\pi}{n}$.

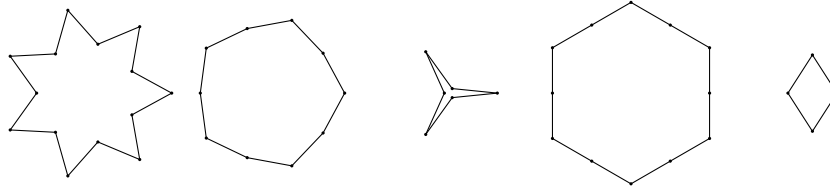


Figure 8: Some n -stars.

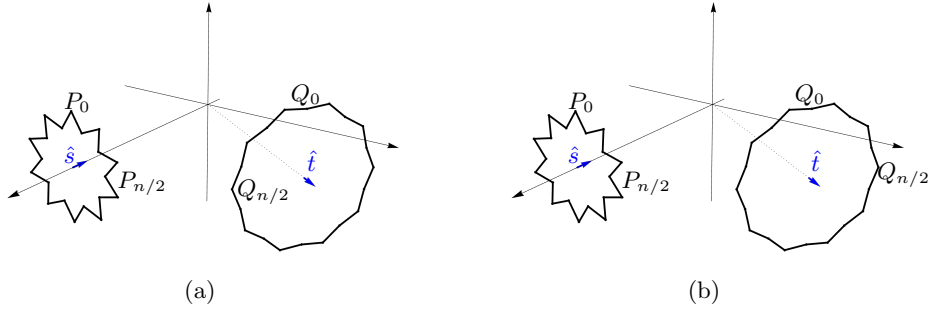


Figure 9: (a) An n -star vee tube frame. (b) An n -star bend tube frame.

Given an n -star \mathcal{P} in \mathbb{R}^2 and a specified normal vector \hat{s} to the plane containing \mathcal{P} , we say the pair (\mathcal{P}, \hat{s}) is *right-handed* if \hat{s} has the same direction as $\overrightarrow{\mathcal{P}P_i} \times \overrightarrow{\mathcal{P}P_{i+1}}$ and *left-handed* if \hat{s} has the opposite direction.

We denote by $-\mathcal{P}$ the n -star \mathcal{P} with the vertices renumbered as $-\mathcal{P} = [P_{2n-1}, \dots, P_1, P_0]$. Note that (\mathcal{P}, \hat{s}) and $(-\mathcal{P}, \hat{s})$ have opposite handedness.

We now use n -stars to define some useful classes of tube frames. Let $n \geq 2$, $L > 0$, $0 \leq \theta \leq \pi$, and $0 < \phi, \psi < \frac{2\pi}{n}$. Let $\mathcal{P} = [P_0, \dots, P_{2n}]$ be the n -star centered around $(L, 0, 0)$ in the plane to which $\hat{s} = (-1, 0, 0)$ is normal so that $\overrightarrow{\mathcal{P}P_0}$ has direction $\hat{k} = (0, 0, 1)$, $\angle P_0 = \phi$, and (\mathcal{P}, \hat{s}) is right handed. Let $\mathcal{Q} = [Q_0, \dots, Q_{2n}]$ be the n -star centered around $(L \cos \theta, L \sin \theta, 0)$ in the plane to which $\hat{t} = (\cos \theta, \sin \theta, 0)$ is normal so that $\overrightarrow{\mathcal{Q}Q_0}$ has direction \hat{k} , and $\angle Q_0 = \psi$.

If (\mathcal{Q}, \hat{t}) is right-handed, we write $\mathcal{B}_{n,L,\theta,\phi,\psi}$ for the tube frame $(\mathcal{P}, \mathcal{Q}, \hat{s}, \hat{t})$, and we call any Euclidean transformation an *n -star bend* tube frame. If (\mathcal{Q}, \hat{t}) is left-handed, we write $\mathcal{V}_{n,L,\theta,\phi,\psi}$ and we call any Euclidean transformation an *n -star vee* tube frame. An *n -star tube frame* refers to either case.

Lemma 4.5. *Suppose \mathcal{F} is an n -star tube frame. If n is even, then \mathcal{F} has a reflective symmetry at $n/2$.*

Proof. It suffices to prove that both $\mathcal{B}_{n,L,\theta,\phi,\psi}$ and $\mathcal{V}_{n,L,\theta,\phi,\psi}$ have reflective symmetry across the xy -plane.

In either case, since $\overrightarrow{\mathcal{P}P_0}$ has direction \hat{k} and the angle between $\overrightarrow{\mathcal{P}P_0}$ and

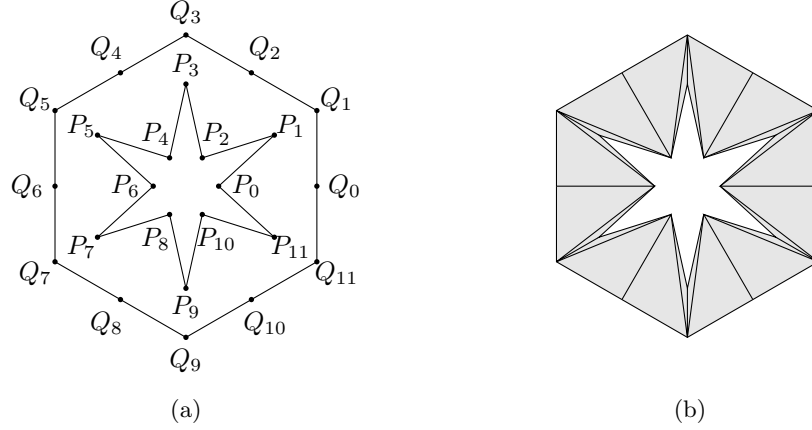


Figure 10: (a) A coaxial 6-star tube frame \mathcal{F} projected onto a plane orthogonal to \hat{s} . (b) A flat tube joint for \mathcal{F} projected onto the same plane.

$\overrightarrow{\tilde{P}P_{n/2}}$ is $\frac{\pi}{2}$, $P_{n/2}$ lies in the xy -plane; by similar logic so does $Q_{n/2}$. Thus restricting the reflection ρ across the xy -plane to the plane containing \mathcal{P} is reflection across the line through \tilde{P} and $P_{n/2}$, and it is then clear that $\rho(P_{n/2+j}) = P_{n/2-j}$ for all j . Similarly, $\rho(Q_{n/2+j}) = Q_{n/2-j}$, and so \mathcal{F} has reflective symmetry at $n/2$. \square

We refer to tube joints that are rigid motions of $\mathcal{B}_{n,L,0,\phi,\pi}$ or $\mathcal{V}_{n,L,\pi,\phi,\pi}$ for $\phi > \pi$ as *coaxial n -star tube frames*. We can make several observations about any coaxial n -star tube frame $(\mathcal{P}, \mathcal{Q}, \hat{s}, \hat{t})$ immediately.

1. For Euclidean transformations of $\mathcal{B}_{n,L,0,\phi,\pi}$, $\hat{s} = \hat{t}$, and $\tilde{\mathcal{Q}} = \tilde{\mathcal{P}} + 2L\hat{s}$.
2. For Euclidean transformations of $\mathcal{V}_{n,L,\pi,\phi,\pi}$, $\hat{s} = -\hat{t}$, and $\tilde{\mathcal{Q}} = \tilde{\mathcal{P}}$.
3. Since $\psi = \pi$, \mathcal{Q} is a regular n -gon of side length 2.
4. The right cylinder over \mathcal{P} lies entirely inside of the right cylinder over \mathcal{Q} since $\phi > \pi$.
5. (\mathcal{P}, \hat{s}) and (\mathcal{Q}, \hat{s}) have the same handedness.
6. The line through $\tilde{\mathcal{P}}$ and $\tilde{\mathcal{Q}}$ has direction \hat{s} ; we call this the *axis* of the coaxial n -star tube frame.
7. The lines through the P_i and Q_j in directions \hat{s} are parallel and distinct, so in any tube joint for \mathcal{F} , $\Phi(c_i)$ lies along exactly one of these lines; this avoids domain issues for $\bar{\beta}$.
8. For even i , the distance between the lines through P_i and $Q_{i\pm 1}$ is greater than 1, which is evident from Figure 10. This lets us apply Proposition 3.5 using the previous observation.

Proposition 4.6. *Suppose \mathcal{F} is a coaxial n -star tube frame. Then for any $\alpha_0, \gamma_0 > 0$, the parameter sets $\vec{\alpha}, \vec{\gamma}$ generated by any α_0, γ_0 at 0 are positive and, the tube joint $\Phi_{\mathcal{F}, \vec{\alpha}, \vec{\gamma}}$ is flat with*

$$\alpha_1 = \alpha_3 = \cdots = \alpha_{2n-1}, \quad \gamma_2 = \cdots, \gamma_{2n}, \quad \text{and}$$

$$\gamma_1 = \alpha_2 = \gamma_3 = \alpha_4 \cdots = \gamma_{2n-1} = \alpha_{2n}.$$

We call such a tube joint a straight joint.

Proof. We will start by describing $\phi_1 = \Phi|_{S_1}$, and then use symmetry to get the desired result.

Using the construction from Section 4.1, let

$$\gamma_1 = \bar{\beta}(\mathcal{F}_1, \alpha_0, \gamma_0) = \alpha_0 + \frac{\vec{w} \cdot \hat{u}}{|\vec{w}| - \vec{w} \cdot (-\hat{t})}$$

where $\vec{w} = (P_0 + \gamma_0 \hat{s}) - (Q_0 - \alpha_0 \hat{t})$ and $\hat{u} = \overrightarrow{Q_0 Q_1}$. From our second-to-last observation above, we know $\vec{w} \cdot \hat{t} \neq |\vec{w}|$, so this is well-defined. We also know P_0 lies in the plane containing Q_0 and the axis of \mathcal{F} , to which \hat{u} is normal since $\psi = \pi$. Therefore,

$$\hat{w} \cdot \hat{u} = (\overrightarrow{Q_0 P_0} + \gamma_0 \hat{s} + \alpha_0 \hat{t}) \cdot \hat{u} = 0,$$

so $\gamma_1 = \alpha_0$.

Also, let

$$\alpha_1 = \bar{\delta}(\mathcal{F}_1, \alpha_0, \gamma_0) = \gamma_0 + \frac{\vec{x} \cdot \hat{v} + 1}{\vec{x} \cdot (-\hat{s}) - \ell}$$

where $\vec{x} = (P_0 + \gamma_0 \hat{s}) - (Q_1 - \gamma_1 \hat{t})$, $\vec{v} = \overrightarrow{P_0 P_1}$, and $\ell = \alpha_0 - \gamma_1 + |\vec{w}|$. Since $\hat{s} \cdot \hat{v} = \hat{t} \cdot \hat{v} = 0$, and $\alpha_0 = \gamma_1$, this expands to

$$\alpha_1 = \gamma_0 + \frac{\overrightarrow{Q_1 P_0} \cdot \hat{v} + 1}{-\overrightarrow{Q_1 P_0} \cdot \hat{s} - \alpha_0 \hat{t} \cdot \hat{s} - \gamma_0 - |\vec{w}|}.$$

Since $\overrightarrow{Q_1 P_0} = \overrightarrow{Q_1 P_1} - \hat{v}$, the numerator of the rational part is $\overrightarrow{Q_1 P_1} \cdot \hat{v}$. Letting Π be projection onto a plane to which \hat{s} is normal, $\overrightarrow{Q_1 P_1} \cdot \hat{v} = \Pi(\overrightarrow{Q_1 P_1}) \cdot \hat{v}$. As can be deduced from Figure 10, the angle between $\Pi(\overrightarrow{Q_1 P_1})$ and \hat{v} is $\frac{\pi}{n} + \frac{\psi}{2} > \frac{\pi}{2}$, so this dot product is negative.

The denominator is $-2L - \alpha_0 - \gamma_0 - |\vec{w}|$ for a bend frame or $\alpha_0 - \gamma_0 - |\vec{w}|$ for a vee frame. Since $|\vec{w}| > |\alpha_0 - \gamma_0|$, the denominator is also necessarily negative. Therefore $\alpha_1 > \gamma_0 > 0$.

Then the final observation above tells us that the zee-bridge ϕ_1 with parameters $\alpha_0, \gamma_1, \gamma_0, \alpha_1$ for \mathcal{F}_1 is rectangular.

By the dihedral symmetry group of n -stars if we set the rest of the α_i and γ_i to be as in the proposition, all of the ϕ_i will be rectangular, and by the uniqueness parts of Lemmas 3.2 and 3.3, $\vec{\alpha}, \vec{\gamma}$ will be the parameter sets generated by α_0, γ_0 at 0. \square

| i | α_i | γ_i |
|-----|------------|------------|
| 3 | 3.1 | 2.55 |
| 4 | 4.63477 | 3.1 |
| 5 | 3.52677 | 2.64647 |
| 6 | 3.83971 | 3.95354 |
| 7 | 4.36771 | 2.59988 |
| 8 | 3.12259 | 4.78188 |
| 9 | 4.78188 | 2.52992 |

(a)

| i | Δ_i |
|-----|------------|
| 4 | 0.65295 |
| 5 | 2.21449 |
| 6 | 0.59447 |
| 7 | 1.42013 |
| 8 | 0.48325 |
| 9 | 1.07593 |

(b)

Table 1: (a) The parameters generated by $\alpha_3 = 3.1$, $\gamma_3 = 2.55$ at 3 for $\mathcal{V}_{6,4,\frac{\pi}{3},\pi,4,7}$. Note that all values are positive and recall that symmetry gives us $\alpha_{3-j} = \alpha_{3+j}$ and $\gamma_{3-j} = \gamma_{3+j}$. (b) The values Δ_i (as defined in Lemma 4.2) are positive, and symmetry gives us that $\Delta_{-i} = \Delta_i$.

The equality of parameters in a coaxial tube joint allows us to identify adjacent coplanar faces and collinear edges in the CW-complex that can be merged for simplicity.

Now we prove our first theorem regarding the specific parameters used in Theorem 0.1.

Theorem 4.7. *Let $\mathcal{V} = \mathcal{V}_{6,4,\frac{\pi}{3},\pi,4,7}$, and let $\vec{\alpha}, \vec{\gamma}$ be the parameter sets generated by $\alpha_3 = 3.1, \gamma_3 = 2.55$ at 3. Then $\Phi_{\mathcal{V},\vec{\alpha},\vec{\gamma}}$ is flat.*

Proof. Here we apply Lemma 4.2, checking the needed inequalities numerically using Mathematica with at least 10-digit accuracy. Specifically, in Table 1, we show the calculated values of the α_i, γ_i and of Δ_j , noting that all are positive. \square

The image of $\Phi_{\mathcal{V},\vec{\alpha},\vec{\gamma}}$ from Theorem 4.7 is shown in Figure 11 along with its domain.

5 Local Injectivity

Up until now, we have made no assumptions about the injectivity of the PL maps we have defined. For example, cross-cap vertices and even dihedral angles of zero have thus far been allowed.

While there is no global embedding of the Klein bottle in \mathbb{R}^3 , we are aiming for a locally injective map. The next theorem tells us that for PL maps, it suffices to prove local injectivity at the vertices of the underlying CW-surface.

Theorem 5.1. *Let M be CW-surface, and let $\phi : M \rightarrow \mathbb{R}^3$ be a non-degenerate PL map whose faces are mapped to strictly convex planar polygons. Then ϕ is locally injective (and thus an isometric immersion with respect to the induced length structure on M) if and only if it is locally injective at every vertex.*

Proof. Since ϕ is non-degenerate, each cell is embedded, and thus ϕ is always locally injective at any interior point of a face. Now suppose ϕ is not locally

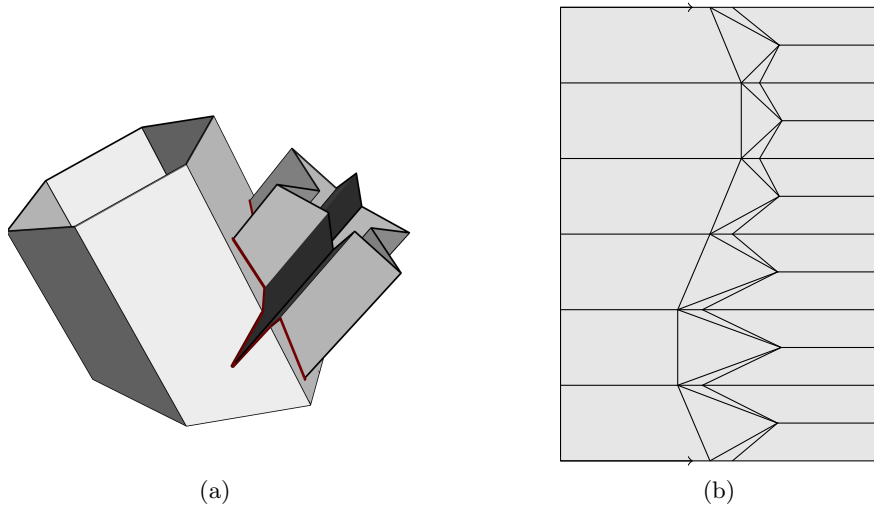


Figure 11: (a) The image of the tube joint $\Phi_{\mathcal{V},\bar{\alpha},\bar{\gamma}}$ from Theorem 4.7. The self-intersection is highlighted in maroon; the triangular faces are obscured. (b) The domain J for $\Phi_{\mathcal{V},\bar{\alpha},\bar{\gamma}}$ with the CW-surface and length structure shown. In both images, adjacent coplanar faces and collinear edges have been merged.

injective at an interior point x of an edge e ; we will show that ϕ is also not locally injective at an endpoint of e , which suffices to prove the theorem.

Take a neighborhood of x small enough that it contains only points from the faces f_1, f_2 meeting at e . Since ϕ embeds e , the assumption that ϕ is not locally injective at x implies that there exist points y_1, y_2 in the interiors of f_1, f_2 respectively such that $\phi(y_1) = \phi(y_2)$. Now let v be an endpoint of e and U be any neighborhood of v . Then since $\phi|_{f_i}$ is an isometric affine embedding of f_i , the inverse image z_i of a point $(1 - \epsilon)\phi(v) + \epsilon\phi(y_i)$ (which lies in f_i by convexity) for small enough $\epsilon > 0$ under $\phi|_{f_i}$ lies in $f_i \cap U$ for $i = 1, 2$. But then $\phi(z_1) = \phi(z_2)$ with z_1 and z_2 lying in the interiors of different faces, so ϕ is not injective on U . \square

Let u be a vertex of a CW-surface. If f_1, f_2 are faces whose intersection is exactly $\{u\}$, we say f_1, f_2 meet *kitty-corner* at u .

Lemma 5.2. *Let M be a CW-surface, and let $\phi : M \rightarrow \mathbb{R}^3$ be a PL map. Let u be a vertex at which 4 or more edges meet. Then ϕ is locally injective at u if and only if the images every pair of faces meeting kitty-corner at u intersect only at $\phi(u)$.*

Proof. Suppose ϕ is not locally injective at u . Then, taking a neighborhood around u containing only points of faces containing u , there must exist distinct points a, b in this neighborhood so that $\phi(a) = \phi(b)$. If a, b do not belong to faces meeting kitty-corner at u , then they must belong to the interiors of faces f, g whose boundaries share an edge between u and some other vertex v .

Then $\phi(f)$ and $\phi(g)$ intersect in a planar polygon containing the triangle with vertices $\phi(u), \phi(v), \phi(a) = \phi(b)$. The boundary of this intersection must contain the image of another edge of either f or g from u , which is contained another face h . However, since the vertex u has valence at least 4, h meets one of f or g kitty-corner at u but its image intersects the images of both f and g along the edge it shares with the other. Thus either f and h or g and h are a pair of kitty-corner faces meeting at u whose images intersect away from $\phi(u)$. \square

Note that all interior vertices of the CW-surface J have valence at least 4.

Proposition 5.3. *Every straight joint is embedded.*

Proof. Let Π be projection onto a plane normal to the axis of the straight joint. We start by noting that the projections under Π of the images of every pair of kitty-corner faces intersect only at the projection of the image of the point at which they meet, as we see in Figure 10, so Φ is locally injective by Lemma 5.2. Furthermore the projections of images of disjoint faces are disjoint, and so Φ is also a global embedding. \square

Letting M be a CW-surface and $\phi : M \rightarrow \mathbb{R}^3$ be a non-degenerate PL map satisfying the embedded convex polygon condition, suppose u is a vertex of M contained in a face f of M . Then exactly two other vertices v, w lying in f are connected by edges to u . We call the vectors $\vec{v} = \overrightarrow{\phi(u)\phi(v)}$, $\vec{w} = \overrightarrow{\phi(u)\phi(w)}$ the *edge vectors* of f from u . Note that by non-degeneracy and strict convexity, the edge vectors are always linearly independent.

Lemma 5.4. *Suppose M is a CW-surface and $\phi : M \rightarrow \mathbb{R}^3$ is a non-degenerate PL map satisfying the embedded convex polygon condition. Suppose u is a vertex of M lying in faces f_1, f_2 . Let \vec{v}_i, \vec{w}_i be the edge vectors of f_i from u for $i = 1, 2$, and let*

$$M = [\vec{v}_1 \quad \vec{w}_1 \quad -\vec{v}_2 \quad -\vec{w}_2].$$

Then the following are equivalent.

1. *The images of f_1 and f_2 intersect only at u .*
2. *There is no nonzero vector in $\ker M$ with all non-negative entries.*
3. *Every nonzero vector in $\ker M$ has a positive and a negative entry.*
4. *Either*
 - *M has rank 3 and there exists a vector in $\ker M$ with both a positive and a negative entry, or*
 - *M has rank 2 and in the kernel of every 3×3 submatrix of M there exists a vector with both a positive and a negative entry.*



Figure 12: The topological annulus A with the top and bottom edges identified as shown.

Proof. Since the image of f_i is a strictly convex polygon, every point in $\phi(f_i)$ has the form $\phi(u) + A_i\vec{v}_i + B_i\vec{w}_i$ for some $A_i, B_i \geq 0$ for $i = 1, 2$. Furthermore, if $A_i, B_i \geq 0$, then there exists $\epsilon > 0$ small enough so that $\phi(u) + \epsilon(A_i\vec{v}_i + B_i\vec{w}_i)$ lies in $\phi(\bar{f}_i)$. Thus there exists $y \in \phi(f_1) \cap \phi(f_2) \setminus \{\phi(u)\}$ if and only if there exist $A_1, B_1, A_2, B_2 \geq 0$, not all zero, such that $A_1\vec{v}_1 + B_1\vec{w}_1 = A_2\vec{v}_2 + B_2\vec{w}_2$, or equivalently $A_1\vec{v}_1 + B_1\vec{w}_1 - A_2\vec{v}_2 - B_2\vec{w}_2 = 0$. This proves $1 \Leftrightarrow 2$ by contrapositive.

The kernel of M having no nonzero vectors with all non-negative entries is equivalent to every nonzero vector $\vec{x} \in \ker M$ having a negative entry, and since $-\vec{x} \in \ker M$ as well, \vec{x} also has a positive entry. This proves $2 \Leftrightarrow 3$.

To prove $3 \Leftrightarrow 4$, we first note that since each pair $\{\vec{v}_i, \vec{w}_i\}$ is linearly independent, M has rank 2 or 3. If M has rank 3, then the $\ker M$ has dimension 1. Thus any nonzero vector in $\ker M$ spans $\ker M$, so if one nonzero vector has a positive and negative entry, they all do.

If M has rank 2, then each pair $\{\vec{v}_i, \vec{w}_i\}$ is a basis for $\ker M$. The strictly convex cones generated by $\{\vec{v}_1, \vec{w}_1\}$ and $\{\vec{v}_2, \vec{w}_2\}$ then intersect if and only if a generator of one cone is contained in the other cone—that is, one of \vec{v}_1, \vec{w}_1 is a non-negative linear combination of \vec{v}_2, \vec{w}_2 or vice versa. And such a linear combination corresponds to the existence of a nonzero vector in the kernel of a 3×3 submatrix of M with all non-negative entries, which necessarily spans this kernel, disallowing the existence of a vector with both a positive and a negative entry. \square

The final condition of Lemma 5.4 gives us a convenient algorithmic way of checking local injectivity through verifying inequalities.

Theorem 5.5. *Let $\mathcal{V} = \mathcal{V}_{6,4,\frac{\pi}{3},\pi,4,7}$, and let $\vec{\alpha}, \vec{\gamma}$ be the parameter sets generated by $\alpha_3 = 3.1, \gamma_3 = 2.55$ at 3. Then $\Phi_{\mathcal{V}, \vec{\alpha}, \vec{\gamma}}$ is locally injective.*

The proof requires going through each interior vertex and applying Condition 4 from Lemma 5.4 to each pair of kitty-corner faces meeting at that vertex. We defer the full proof to Appendix A.

6 Global Constructions

Let A be a topological annulus as shown in Figure 12 with two circular boundary components e, f .

Suppose $[\Phi^1, \dots, \Phi^k]$ are cyclically numbered continuous maps from A into \mathbb{R}^3 so that each Φ^j embeds e and f and for all j , the gluing map

$$\Gamma^j = \Phi^{j+1}|_e^{-1} \circ \Phi^j|_f \quad (8)$$

is a homeomorphism. Note that Γ^j either preserves or negates elements of the fundamental group of J ; in these cases we say Γ^j is *orientation-preserving* or *orientation-reversing* respectively.

We then define the *glued domain* \mathcal{A} to be the disjoint union of k copies $[A^1, \dots, A^k]$ of A modulo identification of points in A^j with their images in A^{j+1} under Γ^j , and the *glued map* $\Phi : \mathcal{A} \rightarrow \mathbb{R}^3$ be the map obtained by combining the maps $\Phi^j : A^j \rightarrow \mathbb{R}^3$ under these identifications. The result is that \mathcal{A} is a compact surface without boundary. If an even number of the Γ^j are orientation-reversing, then \mathcal{A} is a topological torus; if an odd number are, then \mathcal{A} is a topological Klein bottle.

For cyclically numbered equilateral planar polygons $[\mathcal{P}^1, \dots, \mathcal{P}^k]$ of side length 1 and respective normal vectors $[\hat{s}^1, \dots, \hat{s}^k]$, if tube frames \mathcal{F}^j have the form $\mathcal{F}^j = (\mathcal{P}^{j-1}, \pm \mathcal{P}^j, \hat{s}^{j-1}, \hat{s}^j)$, we say $[\mathcal{F}^1, \dots, \mathcal{F}^k]$ is a *cycle* of tube frames. And if Φ^j is a tube joint for \mathcal{F}^j for each j , we say $[\Phi^1, \dots, \Phi^k]$ is a *cycle* of tube joints.

In this case, the gluing map Γ^j is orientation-preserving if $\mathcal{F}^j = (\mathcal{P}^{j-1}, \mathcal{P}^j, \hat{s}^{j-1}, \hat{s}^j)$ and orientation-reversing if $\mathcal{F}^j = (\mathcal{P}^{j-1}, -\mathcal{P}^j, \hat{s}^{j-1}, \hat{s}^j)$. When the \mathcal{P}^j are all n -stars, the gluing map Γ^j is orientation-preserving when $(\mathcal{P}^{j-1}, \hat{s}^{j-1})$ and $(\mathcal{P}^j, \hat{s}^j)$ have the same handedness and orientation-reversing when they have opposite handedness.

Then the glued domain \mathcal{J} inherits the quotient length structure arising from the gluing the J^j , each of whose length structures is induced by the maps Φ^j , so that the glued map $\Phi : \mathcal{J} \rightarrow \mathbb{R}^3$ is also automatically a path isometry. As noted in 4, the angle sums at each vertex along the boundary of J^j is π , so under the gluing, these vertices are flat.

Furthermore the images of faces of J^j meeting its right edge (as it is shown in Figure 6) lie on the $-\hat{s}^j$ side of the plane containing \mathcal{P}^j and images of faces of J^{j+1} meeting its left edge lie on the \hat{s}^j side of this plane. Thus the global map Φ is locally injective along the boundary edges of each J^j .

Now we present the main constructions. As a warmup, we present a parametrized family of isometrically embedded flat tori, and then we present the isometrically immersed flat Klein bottle.

6.1 Flat Tori

Let $n \geq 3$, $L > 0$, $\pi < \phi < \frac{2\pi(n-1)}{n}$. Then let $\mathcal{V}^1 = (\mathcal{P}^0, \mathcal{P}^1, \hat{s}, -\hat{s})$ be a coaxial n -star tube frame obtained by a rigid motion of $\mathcal{V}_{n,L,\pi,\phi,\pi}$, and set $\mathcal{V}^2 = (-\mathcal{P}^1, -\mathcal{P}^0, -\hat{s}, \hat{s})$.

Then suppose $\alpha, \gamma > 0$ and let $\vec{\alpha}, \vec{\gamma}$ be generated by α, γ at 0 for \mathcal{V}^1 ; by Proposition 4.6, $\vec{\alpha}, \vec{\gamma}$ are positive. Let $\Phi^j = \Phi_{\mathcal{V}^j, \vec{\alpha}, \vec{\gamma}}$ for $j = 1, 2$. Then let \mathcal{T} be the glued domain and $\mathbf{O} : \mathcal{T} \rightarrow \mathbb{R}^3$ be the glued map for the tube joint cycle $[\Phi^1, \Phi^2]$.

The image and domain of \mathbf{O} for certain values of n, ψ, α, γ are shown in Figure 13. Theorem 0.2, which we prove below, states that \mathcal{T} is a flat torus and \mathbf{O} is an isometric embedding.

Proof of Theorem 0.2. By Propositions 4.6 and 5.3 the straight joints $\Phi^j = \Phi_{\mathcal{V}^j, \bar{\alpha}, \bar{\gamma}}$ are flat and embedded. Thus the glued domain \mathcal{T} is flat.

Since (\mathcal{P}^0, \hat{s}) and $(\mathcal{P}^1, -\hat{s})$ have opposite handedness, the two gluing maps Γ^1 and Γ^2 are orientation-reversing, so \mathcal{T} is a topological torus.

Thus, $\mathbf{O} : \mathcal{T} \rightarrow \mathbb{R}^3$ is an isometric embedding of the flat torus. \square

6.2 The Flat Klein Bottle

To build the flat Klein bottle, we will glue together six tube joints. In what follows the indices j are taken modulo 6.

Let $n \geq 4$ be even, and let $L_0, L_1 > 0$, $\pi < \psi < \frac{2\pi(n-1)}{n}$. For $j = 0, 2, 4$, define \mathcal{P}^j and \mathcal{P}^{j+1} so that $\mathcal{F}^{j+1} = (\mathcal{P}^j, -\mathcal{P}^{j+1}, \hat{s}^j, \hat{s}^{j+1})$ is the result of starting with $\mathcal{V}_{n, L_1, \frac{\pi}{3}, \pi, \psi}$, first translating by the vector $-(L_0 + L_1) \frac{2}{\sqrt{3}} (\cos(\frac{\pi}{6}), \sin(\frac{\pi}{6}), 0)$ and then rotating by an angle of $\frac{\pi j}{3}$ around the z -axis clockwise as viewed from above.

Under this construction, the n -stars $\{\mathcal{P}^1, \mathcal{P}^2\}$ share as an axis one edge of an equilateral triangle, $\{\mathcal{P}^3, \mathcal{P}^4\}$ share as an axis another, and $\{\mathcal{P}^5, \mathcal{P}^6\}$ share as an axis the third as shown in Figure 14. Specifically, this means that for $j = 0, 2, 4$, $\mathcal{F}^j = (\mathcal{P}^{j-1}, \mathcal{P}^j, \hat{s}^{j-1}, \hat{s}^j)$ is a rigid motion of the straight tube frame $\mathcal{B}_{n, L_0, \pi, \psi, \pi}$, and $[\mathcal{F}^1, \dots, \mathcal{F}^6]$ is a cycle of tube frames.

For positive parameter sets $\bar{\alpha}^0, \bar{\gamma}^0$ we can define $\Phi^j = \Phi_{\mathcal{F}^j, \bar{\alpha}^0, \bar{\gamma}^0}$ for $j = 0, 2, 4$. And similarly if $\bar{\alpha}^1, \bar{\gamma}^1$ are positive parameter sets, we can define $\Phi^{j+1} = \Phi_{\mathcal{F}^{j+1}, \bar{\alpha}^1, \bar{\gamma}^1}$ for $j = 0, 2, 4$. Let \mathcal{K} be the glued domain, and $\nabla : \mathcal{K} \rightarrow \mathbb{R}^3$ be the glued map for the cycle of tube joints $[\Phi^1, \dots, \Phi^6]$.

Theorem 0.1 says that if $n = 6$, $L_0 = 2$, $L_1 = 4$, and $\psi = 4.7$, and if $\bar{\alpha}^0, \bar{\gamma}^0$ is generated by $\alpha_0^0 = 1$ and $\gamma_0^0 = 1$ at 0 for \mathcal{F}^0 , and $\bar{\alpha}^1, \bar{\gamma}^1$ is generated by $\alpha_3^1 = 3.1$ and $\gamma_3^1 = 2.55$, at 3, then \mathcal{K} is a flat Klein bottle and ∇ is an isometric immersion of \mathcal{K} into \mathbb{R}^3 . The image of this map is shown in Figure 1, and the domain is shown in Figure 15.

Proof of Theorem 0.1. Let $\bar{\alpha}^0, \bar{\gamma}^0$ be the parameter set generated by $\alpha_0 = \gamma_0 = 1$ at 0 for \mathcal{F}^j for $j = 0, 2, 4$. Then by Proposition 4.6, $\bar{\alpha}^0, \bar{\gamma}^0$ are both positive and $\Phi^j = \Phi_{\mathcal{F}^j, \bar{\alpha}^0, \bar{\gamma}^0}$ is flat for $j = 0, 2, 4$. Furthermore, by 5.3 Φ^j is embedded for $j = 0, 2, 4$. The domain for Φ^j with its metric is shown in Figure 16 along with its image.

Letting $\bar{\alpha}^1, \bar{\gamma}^1$ be the parameter set generated by $\alpha_3 = 3.1, \gamma_3 = 2.55$ at 3 for \mathcal{F}^{j+1} for $j = 0, 2, 4$, we know by Theorems 4.7 and 5.5 that $\Phi^{j+1} = \Phi_{\mathcal{F}^{j+1}, \bar{\alpha}^1, \bar{\gamma}^1}$ is flat and locally injective.

Since an odd number (three) of the gluings are orientation reversing, the glued domain \mathcal{K} is a topological Klein bottle, and since each tube joint Φ^j is flat, so is \mathcal{K} . The glued map $\nabla : \mathcal{K} \rightarrow \mathbb{R}^3$ is automatically a path isometry

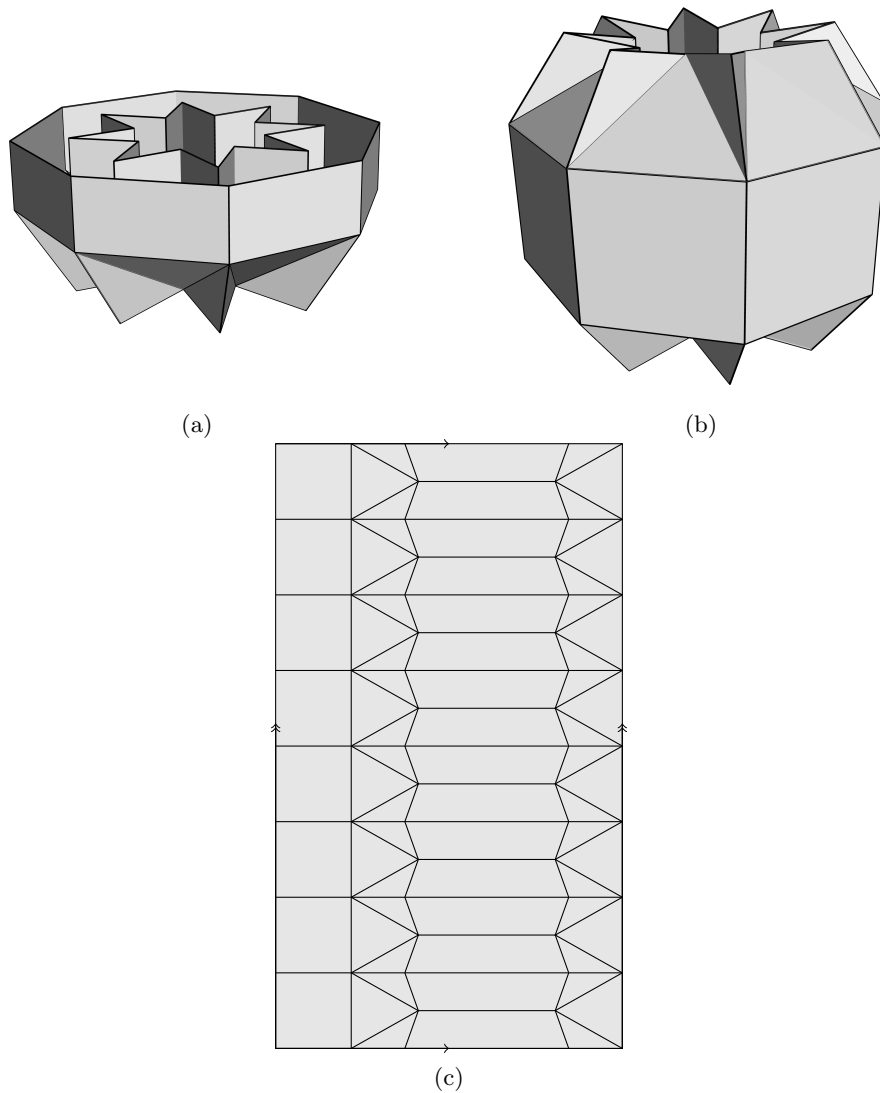


Figure 13: (a) The image of the straight joint Φ^1 from the proof of Theorem 0.2 with $n = 8$, $\phi = 4.5$, $\alpha_0 = 1$ and $\gamma_0 = 2$. (b) The embedded flat torus obtained by gluing two such straight joints together. (c) The domain \mathcal{J} with the CW-surface and length structures shown; adjacent coplanar faces and collinear edges have been merged. Side of the rectangle are identified as shown. The edges of the CW-surface can be thought of as fold lines for an origami pattern.

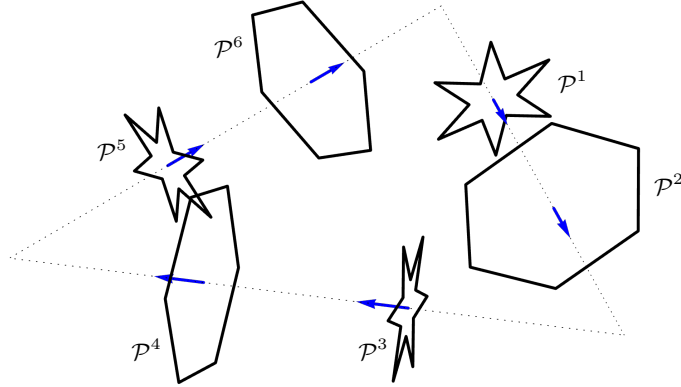


Figure 14: The cycle of tube frames $[\mathcal{F}^1, \dots, \mathcal{F}^6]$ described the construction of ∇ . Here $n = 6$, $L_0 = 2$, $L_1 = 4$, and $\psi = 4.7$ as in Theorem 0.1. The normal vectors \hat{s}^j are shown, each pair (\mathcal{P}^j, \hat{s}) is right-handed, and the vertex of \mathcal{P}^j with index 0 is at the top of each n -star.

under the induced length structure and locally injective on each glued copy of the domain J , so ∇ is an isometric immersion of a flat Klein bottle. \square

7 Acknowledgements

The author acknowledges support of the Institut Henri Poincaré (UAR 839 CNRS-Sorbonne Université), and LabEx CARMIN (ANR-10-LABX-59-01).

References

- [1] Vincent Borrelli, Saïd Jabrane, Francis Lazarus, and Boris Thibert. Flat tori in three-dimensional space and convex integration. *Proceedings of the National Academy of Sciences*, 109(19):7218–7223, 2012.
- [2] Ulrich Brehm. Oberwolfach Report, 1978.
- [3] Dmitri Burago, Yuri Burago, and Sergei Ivanov. *A course in metric geometry*, volume 33. American Mathematical Society Providence, 2001.
- [4] Yuriy Dmitrievich Burago and Viktor Abramovich Zalgaller. Polyhedral realizations of developments. *Vestnik Leningrad. Univ*, 15:66–80, 1960.
- [5] Yuriy Dmitrievich Burago and Viktor Abramovich Zalgaller. Isometric piecewise-linear embeddings of two-dimensional manifolds with a polyhedral metric into \mathbb{R}^3 . *Algebra i Analiz*, 7(3):76–95, 1995.

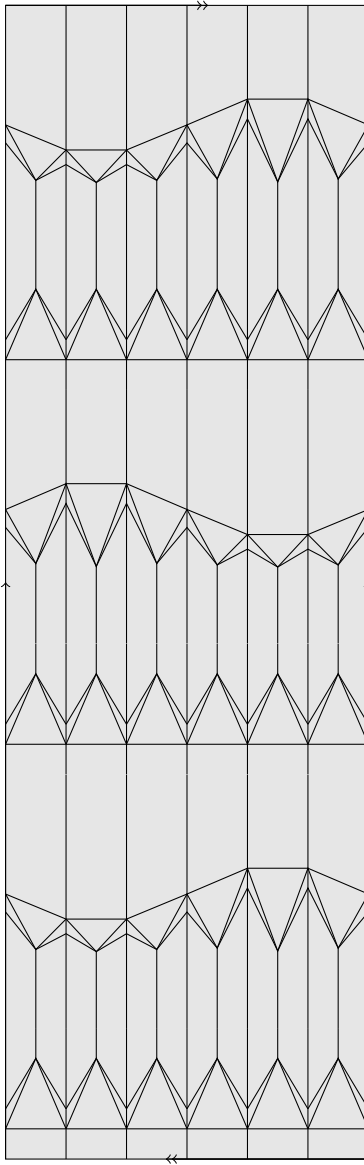


Figure 15: The domain of the map ∇ from Theorem 0.1 with edge identifications and the CW-surface and length structure shown.

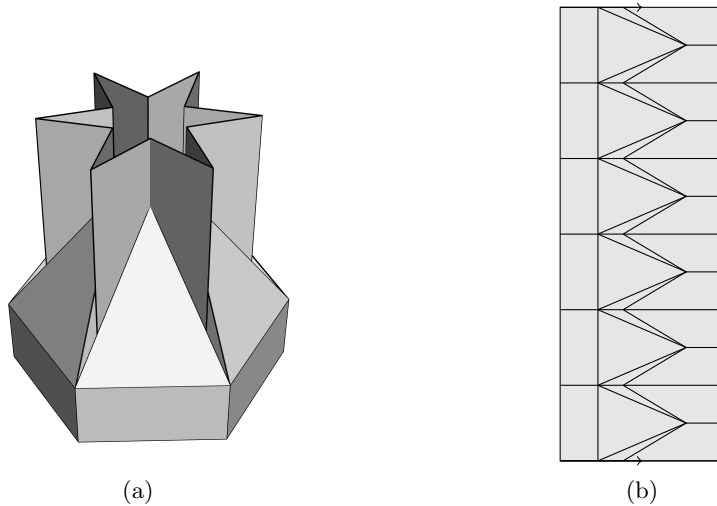


Figure 16: (a) The image of the tube joint Φ^j for even j from the proof of Theorem 0.1. (b) The domain J^j of Φ^j with the CW-surface and induced length structure shown; adjacent coplanar faces have been merged.

- [6] Peter R Cromwell. *Polyhedra*. Cambridge University Press, 1997.
- [7] Soto Hisakawa, Shizuo Kaji, and Ryo Kawai. Polyhedra of constant gaussian curvature, 2025.
- [8] Nicolaas H Kuiper. On C^1 -isometric imbeddings. I. In *Indagationes Mathematicae (Proceedings)*, volume 58, pages 545–556. Elsevier, 1955.
- [9] John M Lee. *Introduction to topological manifolds*. Springer, 2000.
- [10] John Nash. C^1 isometric imbeddings. *Annals of mathematics*, pages 383–396, 1954.
- [11] Stepan Paul. The flat Klein bottle rendered in curved-crease origami. In David Swart, Frank Farris, and Eve Torrence, editors, *Proceedings of Bridges 2021: Mathematics, Art, Music, Architecture, Culture*, pages 47–54, Phoenix, Arizona, 2021. Tessellations Publishing.
- [12] Stepan Paul. A piecewise-linear isometrically immersed flat Klein bottle in Euclidean 3-space, 2025.
- [13] Stepan Paul. Flat Klein bottle. *Folded Paper*, 2026. Maison Poincaré, Paris.
- [14] Tanessi Quintanar. An explicit PL-embedding of the square flat torus into \mathbb{E}^3 . *Journal of Computational Geometry*, 11(1):615–628, 2020.

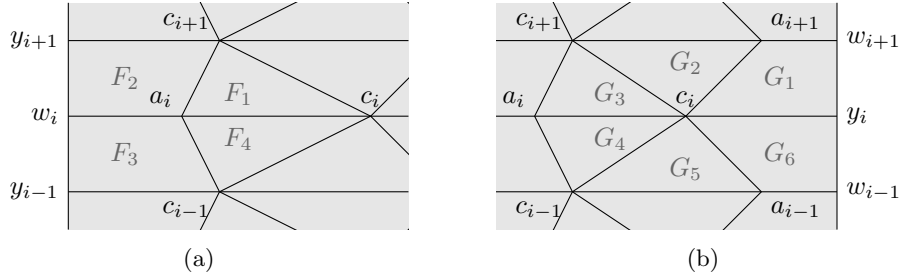


Figure 17: (a) Here we have zoomed in on a piece of the CW-surface J around the vertex a_i and given names to the four faces F_j meeting at a_i . (b) Similar for the six faces G_j meeting at c_i .

A Appendix: Local Injectivity Proof

Proof of Theorem 5.5. As in the theorem, let $\mathcal{V} = \mathcal{V}_{6,4,\frac{\pi}{3},\pi,4,7}$, and let $\vec{\alpha}, \vec{\gamma}$ be the parameter sets generated by $\alpha_3 = 3.1, \gamma_3 = 2.55$ at 3. We will show that $\Phi = \Phi_{\mathcal{V}, \vec{\alpha}, \vec{\gamma}}$ is locally injective at each interior vertex a_i and c_i for $i = 1, \dots, 6$, which suffices by Theorem 5.1.

For each pair of kitty-corner faces meeting an interior vertex a_i or c_i , we find the matrix M from Lemma 5.4, and we numerically verify that the first 3×3 minor of M is nonzero (so that M has rank 3). Then we find a spanning vector for $\ker M$, and numerically verify that at least one entry is strictly positive while another is strictly negative. All numerical calculations were done in Mathematica with at least 10-digit accuracy.

To organize the data, in Figure 17, we give names to the faces meeting at the a_i and c_i vertices of the domain J .

For each vertex a_i , we define $M_i^{j,k}$ to be the matrix from Lemma 5.4 determining whether the images of the faces F_j and F_k meeting kitty-corner at a_i as shown in Figure 17 intersect away $\Phi(a_i)$. Let $m_i^{j,k}(l)$ be the l th minor of $M_i^{j,k}$. As seen in Table 2, the first minor is nonzero for each $M_i^{j,k}$, so that $M_i^{j,k}$ has rank 3, and we exhibit a vector in $\ker M_i^{j,k}$ which has both a positive and negative entry. Thus by Lemma 5.4, this implies that the images of each pair F_j, F_k meeting kitty corner at a_i intersect only at $\Phi(a_i)$, so by Lemma 5.2 Φ is locally injective at each a_i .

Similarly, for each vertex c_i , we define $N_i^{j,k}$ to be the matrix determining whether the images of the faces G_j and G_k meeting kitty-corner at c_i intersect away $\Phi(c_i)$. Letting $n_i^{j,k}(l)$ be the l th minor, we see in Table 3 that the first minor is always nonzero, so that $N_i^{j,k}$ has rank 3, and that there is a vector in $\ker N_i^{j,k}$ with both a positive and negative entry. So by the same logic, Φ is locally injective at each c_i . \square

| i | j | k | $m_i^{j,k}(1)$ | spanning vector for $\ker M_i^{j,k}$ | | | |
|-----|-----|-----|----------------|--------------------------------------|----------|----------|---------|
| 3 | 1 | 3 | -1.55 | -0.70711 | 0. | 0.70711 | 0. |
| 3 | 4 | 2 | -2.21636 | 0. | -0.70711 | 0. | 0.70711 |
| 4 | 1 | 3 | -0.58591 | -0.16516 | 0.13031 | 0.31642 | 0.92499 |
| 4 | 4 | 2 | 0.38564 | -0.92499 | -0.16516 | -0.13031 | 0.31642 |
| 5 | 1 | 3 | -0.88169 | 0.70711 | 0. | -0.70711 | 0. |
| 5 | 4 | 2 | -1.72026 | 0. | -0.70711 | 0. | 0.70711 |
| 6 | 1 | 3 | -1.85132 | -0.34043 | 0.14048 | 0.20256 | 0.90738 |
| 6 | 4 | 2 | 0.39037 | -0.90738 | -0.34043 | -0.14048 | 0.20256 |
| 7 | 1 | 3 | 1.09193 | 0.70711 | 0. | -0.70711 | 0. |
| 7 | 4 | 2 | -0.9989 | 0. | -0.70711 | 0. | 0.70711 |
| 8 | 1 | 3 | -1.11082 | -0.36161 | 0.1425 | 0.03318 | 0.92078 |
| 8 | 4 | 2 | 0.18385 | -0.92078 | -0.36161 | -0.1425 | 0.03318 |
| 9 | 1 | 3 | 2.39094 | 0.70711 | 0. | -0.70711 | 0. |
| 9 | 4 | 2 | -0.69725 | 0. | -0.70711 | 0. | 0.70711 |

Table 2: The values of the first minor $m_i^{j,k}$ for each matrix $M_i^{j,k}$ and a spanning vector of $\ker M_i^{j,k}$ from the proof of Theorem 5.5. Note that by symmetry, it suffices to check only vertices numbered 3 through 9.

| i | j | k | $n_i^{j,k}(1)$ | spanning vector for $\ker N_i^{j,k}$ | | | |
|-----|-----|-----|----------------|--------------------------------------|----------|----------|----------|
| 3 | 1 | 3 | 0.07407 | 0. | -0.40825 | -0.8165 | 0.40825 |
| 3 | 1 | 4 | 0.07407 | 0.57616 | -0.40992 | -0.40992 | 0.57616 |
| 3 | 1 | 5 | 0.07407 | -0.81781 | 0.5464 | 0.04983 | 0.17366 |
| 3 | 2 | 4 | -2.21636 | 0.40825 | -0.8165 | -0.40825 | 0. |
| 3 | 2 | 5 | -2.21636 | -0.389 | 0.73332 | 0.54675 | 0.10943 |
| 3 | 3 | 5 | -2.21636 | -0.06558 | 0.57093 | 0.80246 | 0.16061 |
| 3 | 6 | 2 | -0.90713 | 0.16061 | 0.80246 | 0.57093 | -0.06558 |
| 3 | 6 | 3 | -0.90713 | -0.10943 | -0.54675 | -0.73332 | 0.389 |
| 3 | 6 | 4 | -0.90713 | -0.17366 | -0.04983 | -0.5464 | 0.81781 |
| 4 | 1 | 3 | 1.72026 | -0.40117 | 0.69701 | -0.0497 | 0.59226 |
| 4 | 1 | 4 | 1.72026 | -0.38541 | 0.70496 | 0.59503 | -0.02069 |
| 4 | 1 | 5 | 1.72026 | -0.79949 | 0.24979 | 0.53497 | 0.11056 |
| 4 | 2 | 4 | 0.38564 | 0.51902 | -0.7014 | 0.3825 | -0.30389 |
| 4 | 2 | 5 | 0.38564 | 0.19693 | -0.96414 | -0.17157 | 0.04709 |
| 4 | 3 | 5 | -0.07407 | -0.97392 | 0.2025 | -0.0785 | 0.06571 |
| 4 | 6 | 2 | 0.775 | -0.07947 | -0.24685 | -0.26672 | 0.92823 |
| 4 | 6 | 3 | 0.775 | 0.08096 | 0.09508 | -0.96494 | 0.23087 |
| 4 | 6 | 4 | 0.775 | -0.12437 | -0.74574 | -0.23718 | 0.61005 |
| 5 | 1 | 3 | 0.11227 | 0. | -0.40825 | -0.8165 | 0.40825 |
| 5 | 1 | 4 | 0.11227 | 0.51055 | -0.38232 | -0.46564 | 0.61348 |
| 5 | 1 | 5 | 0.11227 | -0.82184 | 0.53084 | 0.10172 | 0.18013 |
| 5 | 2 | 4 | -1.72026 | -0.40825 | 0.8165 | 0.40825 | 0. |
| 5 | 2 | 5 | -1.72026 | -0.40887 | 0.73482 | 0.53392 | 0.0883 |
| 5 | 3 | 5 | -1.72026 | -0.12136 | 0.59836 | 0.78137 | 0.12922 |
| 5 | 6 | 2 | -1.276 | -0.15626 | -0.78637 | -0.58246 | 0.13395 |
| 5 | 6 | 3 | -1.276 | -0.10927 | -0.5499 | -0.72095 | 0.40731 |
| 5 | 6 | 4 | -1.276 | -0.15376 | -0.09642 | -0.55188 | 0.81393 |
| 6 | 1 | 3 | 0.9989 | -0.42939 | 0.71053 | 0.0408 | 0.55597 |
| 6 | 1 | 4 | 0.9989 | -0.44566 | 0.70352 | 0.5533 | 0.01742 |
| 6 | 1 | 5 | 0.9989 | -0.87425 | 0.37718 | 0.28849 | 0.10092 |
| 6 | 2 | 4 | 0.39037 | -0.54975 | 0.68578 | -0.38454 | 0.28215 |
| 6 | 2 | 5 | 0.39037 | -0.26308 | 0.92786 | 0.25984 | -0.04838 |
| 6 | 3 | 5 | -0.11227 | -0.93495 | 0.2869 | -0.1946 | 0.07542 |
| 6 | 6 | 2 | -0.98839 | -0.10202 | -0.57679 | -0.44155 | 0.67966 |
| 6 | 6 | 3 | -0.98839 | 0.12615 | 0.38328 | -0.8091 | 0.42724 |
| 6 | 6 | 4 | -0.98839 | -0.13255 | -0.8344 | -0.3896 | 0.36663 |
| 7 | 1 | 3 | -0.069 | 0. | -0.40825 | -0.8165 | 0.40825 |
| 7 | 1 | 4 | -0.069 | 0.5133 | -0.40961 | -0.44197 | 0.61107 |
| 7 | 1 | 5 | -0.069 | 0.79429 | -0.57717 | -0.11577 | -0.15029 |
| 7 | 2 | 4 | -0.9989 | -0.40825 | 0.8165 | 0.40825 | 0. |
| 7 | 2 | 5 | -0.9989 | 0.39204 | -0.72408 | -0.56185 | -0.07956 |
| 7 | 3 | 5 | -0.9989 | 0.08665 | -0.56627 | -0.81156 | -0.11492 |
| 7 | 6 | 2 | -0.32867 | -0.12743 | -0.75596 | -0.6262 | 0.14199 |
| 7 | 6 | 3 | -0.32867 | -0.08567 | -0.50819 | -0.74646 | 0.42096 |
| 7 | 6 | 4 | -0.32867 | -0.12841 | -0.06067 | -0.53213 | 0.83466 |
| 8 | 1 | 3 | 0.69725 | 0.41217 | -0.64568 | 0.27809 | -0.57955 |
| 8 | 1 | 4 | 0.69725 | 0.29523 | -0.70237 | -0.63523 | 0.12651 |
| 8 | 1 | 5 | 0.69725 | 0.7289 | -0.65544 | -0.14692 | -0.13233 |
| 8 | 2 | 4 | 0.18385 | -0.5966 | 0.4954 | -0.54741 | 0.31463 |
| 8 | 2 | 5 | 0.18385 | 0.3892 | -0.876 | -0.2729 | 0.08167 |
| 8 | 3 | 5 | 0.069 | 0.82928 | -0.5357 | 0.10147 | -0.12252 |
| 8 | 6 | 2 | -2.39094 | -0.14239 | -0.58871 | -0.69861 | 0.3809 |
| 8 | 6 | 3 | -2.39094 | 0.1502 | 0.15058 | -0.71919 | 0.66146 |
| 8 | 6 | 4 | -2.39094 | -0.16481 | -0.56468 | -0.73828 | 0.33001 |
| 9 | 1 | 3 | -0.18385 | 0. | -0.40825 | -0.8165 | 0.40825 |
| 9 | 1 | 4 | -0.18385 | 0.57616 | -0.40992 | -0.40992 | 0.57616 |
| 9 | 1 | 5 | -0.18385 | 0.81321 | -0.5711 | -0.01051 | -0.11147 |
| 9 | 2 | 4 | -0.69725 | 0.40825 | -0.8165 | -0.40825 | 0. |
| 9 | 2 | 5 | -0.69725 | 0.38041 | -0.75111 | -0.53468 | -0.07236 |
| 9 | 3 | 5 | -0.69725 | 0.0147 | -0.57616 | -0.80982 | -0.10959 |
| 9 | 6 | 2 | 0.89998 | 0.10959 | 0.80982 | 0.57616 | -0.0147 |
| 9 | 6 | 3 | 0.89998 | -0.07236 | -0.53468 | -0.75111 | 0.38041 |
| 9 | 6 | 4 | 0.89998 | -0.11147 | -0.01051 | -0.5711 | 0.81321 |

Table 3: The values of the first minor $n_i^{j,k}$ for each matrix $N_i^{j,k}$ and a spanning vector of $\ker N_i^{j,k}$ from the proof of Theorem 5.5. Note that by symmetry, it suffices to check only vertices numbered 3 through 9.