

# Compositional Adversarial Training for Robust Visual Watermarking

Anirudh Satheesh<sup>1</sup>, Michael-Andrei Panaitescu-Liess<sup>1</sup>, Andrew Xu<sup>1</sup>, Georgios Milis<sup>1</sup>, Heng Huang<sup>1</sup>,  
Zikui Cai<sup>1</sup>, and Furong Huang<sup>1</sup>

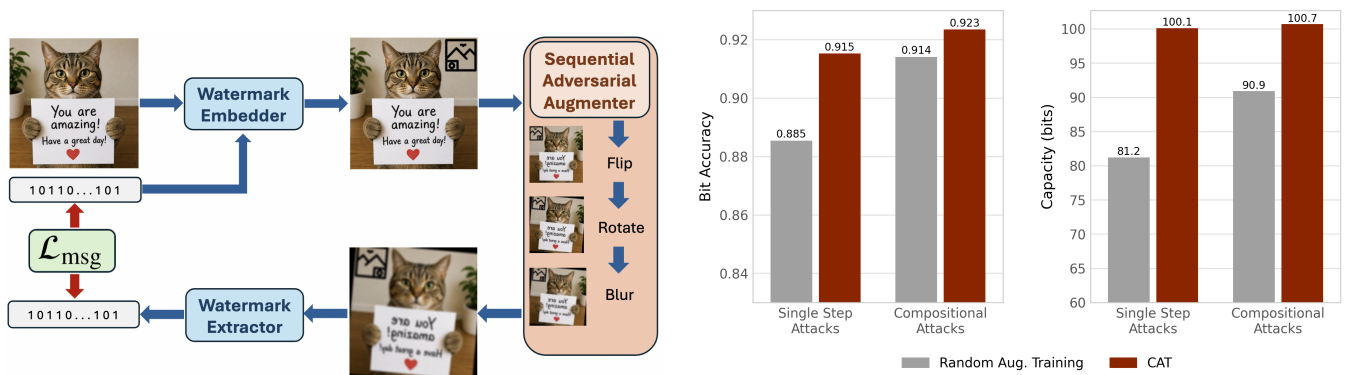
<sup>1</sup>University of Maryland

Robust watermarking is typically trained with random post-processing augmentation, but random sampling under-covers the combinatorial space of realistic attack pipelines and rarely encounters the rare compositions that actually break detection. This leads to unstable training and poor sample efficiency. We instead formulate watermark robustness as a min-max problem over a structured space of compositional transformations. We propose Compositional Adversarial Training (CAT), a plug-in framework that learns a sequential differentiable adversary that observes the current watermarked image and selects an attack family at each step to maximally disrupt message recovery. CAT combines a straight-through Gumbel-Softmax attack selection with entropy regularization, allowing the backward pass to be end-to-end differentiable and aggregate gradient information across attack families, yielding faster, smoother convergence without collapsing to a single attack mode. We evaluate CAT on post-generation watermarks VideoSeal 0.0, VideoSeal 1.0, and PixelSeal and in-generation WMAR under both single-step and two-step attack suites, on in-distribution and multiple out-of-distribution image and video benchmarks. CAT consistently outperforms random-augmentation baselines trained with the same augmentation budget, with the largest gains on hard composed attacks and OOD evaluations; improving overall watermark capacity by up to 63.5% in the single-step attack setting and 13.0% in the compositional setting. In the autoregressive setting, CAT improves the TPR@FPR= 1% by 12% on average on difficult geometric transformations. These results show that robust visual watermarking benefits from training against adaptive compositional adversaries rather than independent random corruptions.

🏠 **Project Site:** <https://compositional-adversarial-training.github.io/>

📁 **Code Repository:** <https://github.com/Asatheesh6561/CAT>

🤖 **HuggingFace Models & Datasets:** <https://huggingface.co/collections/asatheesh/cat>



**Figure 1:** Overview of Compositional Adversarial Training (CAT) for visual watermarking. CAT improves the overall bit accuracy by 2.2% and capacity by 17.0% for single-step and compositional attacks.

## 1. Introduction

As synthetic and redistributed visual media proliferate, visual watermarking is increasingly used for provenance and misuse detection. In practice, watermarked images are rarely observed in their clean form and instead undergo recompression, resizing, cropping, blur, color shifts, and compositions of these operations (Jia et al., 2021, An et al., 2024, Ding et al., 2024). Robustness therefore depends on surviving structured post-processing pipelines rather than isolated perturbations.

Current training relies primarily on random augmentation, which samples individual corruptions and parameters independently (Jovanović et al., 2025, Souček et al., 2025). While this improves performance under common distortions, it poorly reflects deployment conditions, where attacks are compositional, order-dependent, and highly imbalanced. As a result, training tends to overemphasize easy transformations while under-sampling rare but critical failure cases, leading to apparent robustness under standard evaluation yet brittle behavior under adaptive attack sequences.

Pure adversarial training improves coverage but can be unstable in this setting, since an unconstrained inner maximization may rapidly converge to destructive transformations that remove the watermark entirely and collapse the learning signal (Wen and Aydore, 2019). In contrast, random augmentation is under-targeted and inefficient, as it fails to consistently surface the hard, order-sensitive failures that dominate real-world degradation, as shown in Figure 2.

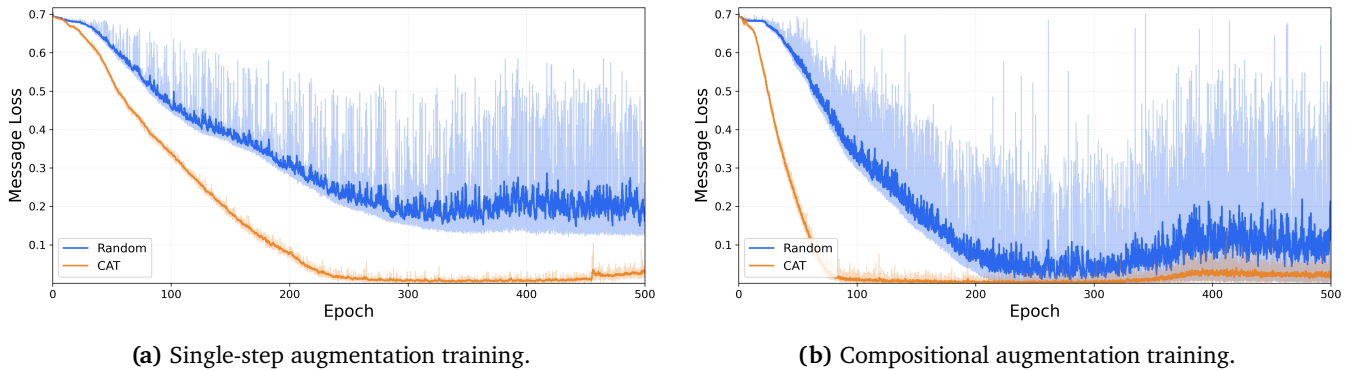
We propose Compositional Adversarial Training (CAT), which bridges these two regimes by restricting the adversary to a structured library of realistic, differentiable attack families while allowing adaptive composition over short sequences. A recurrent controller selects the attack type on the evolving image, enabling the discovery of order-sensitive attack chains such as blur followed by compression or resizing followed by color distortion. This process is made differentiable through a straight-through Gumbel-Softmax relaxation, while entropy regularization prevents premature collapse to a single dominant strategy.

Unlike inner-loop adversarial methods, CAT shares the main computational graph with the watermark model, preserves inference-time behavior, and introduces only 20–30% additional training overhead. By explicitly optimizing over structured sequences of attacks, it consistently targets current model weaknesses rather than relying on randomly sampled perturbations. As illustrated in Figure 2, this leads to more stable optimization and better coverage of difficult failure modes compared to random augmentation.

Empirically, CAT improves robustness across VideoSeal 0.0, VideoSeal 1.0 (Fernandez et al., 2024), and PixelSeal (Souček et al., 2025) under both in-distribution and distribution-shifted evaluations. The gains are most pronounced under compositional attacks, where CAT achieves improvements of up to **63.5%** under single-step attacks and **13.0%** under composed attacks, while also converging faster than baseline methods. The same pattern extends to autoregressive watermarking: CAT substantially improves the hardest geometric failure modes, and CAT with synchronization reaches geometric  $\text{TPR@FPR=1\%}$  of 0.71 on Taming and 0.72 on RAR-XL. Figure 1 summarizes the setting and key results.

Our contributions are summarized as follows:

- **Problem formulation.** We identify a core limitation of random augmentation for watermark robustness: it systematically under-emphasizes rare but difficult compositional attacks and over-emphasizes easy attacks, leading to brittle behavior and poor sample efficiency.
- **Method.** We introduce Compositional Adversarial Training (CAT), a learned sequential differentiable adversary that jointly selects attack identities and orders over short realistic attack compositions.
- **Optimization.** We show how to train CAT end-to-end using a straight-through Gumbel-Softmax controller,



**Figure 2: Random augmentation creates unstable training due to inefficient augmentation allocations, whereas the learned adversary consistently targets the model’s current weaknesses.** Panel (a) shows the single-step setting and panel (b) the compositional setting. Under random augmentation, most sampled attacks are already easy and contribute little, while occasional hard or order-sensitive samples arrive sporadically, causing training to oscillate between uninformative updates and abrupt failures. CAT reduces this instability by adaptively concentrating on informative vulnerabilities, especially in the compositional regime where attack order matters.

entropy regularization, and a shared single-pass update, enabling adaptive attack generation with weakness-aligned learning signals while avoiding policy collapse, keeping training practical, and leaving inference unchanged.

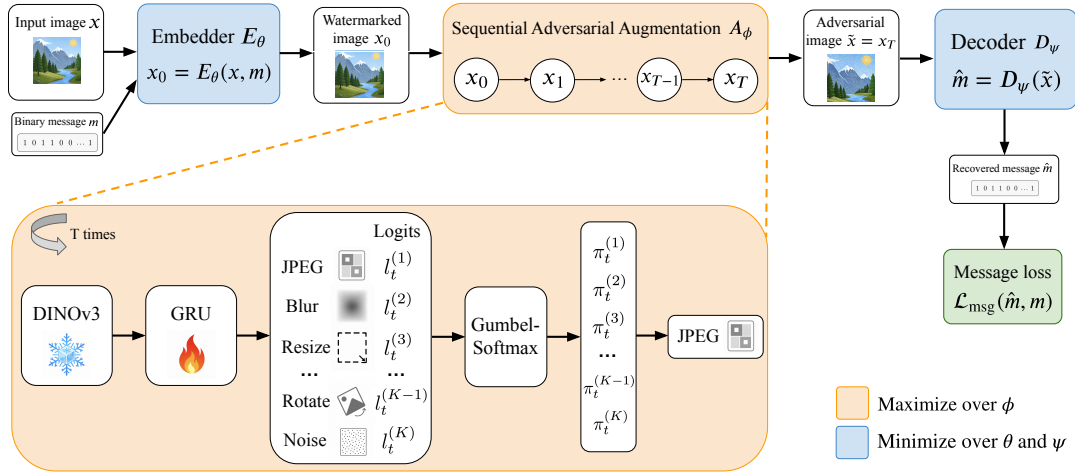
- **Empirical evidence.** We demonstrate consistent gains across multiple watermarking backbones, attack horizons, and out-of-distribution benchmarks, with the largest improvements on geometric and compositional attacks, alongside substantially faster convergence.

## 2. Method

**Overview.** Given a watermarked image, the adversary chooses a short sequence of attacks conditioned on the current intermediate image, relaxes discrete operation choice with a straight-through Gumbel-Softmax estimator, and regularizes the attack policy with entropy. The attack depth  $T$  controls the length of the composition:  $T = 1$  corresponds to a single attack, while  $T = 2$  enables two-step compositions such as blur followed by compression. In this work, we limit compositional augmentation to  $T = 2$ . While deeper compositions are in principle possible, we empirically find that extending to  $T \geq 3$  either requires substantially weakening individual augmentations or results in images that are severely degraded and no longer usable, making the watermarking task ill-posed. As a result,  $T = 2$  provides a practical balance between compositional richness and perceptual fidelity. Because the adversary is differentiable and short-horizon, the inner problem can be optimized in the same training pass without an expensive search over long attack sequences. Figure 3 gives a conceptual overview of the full training pipeline.

### 2.1. Problem Formulation and Sequential Adversarial Augmentation

The goal of robust visual watermarking is to embed a hidden message into an image while preserving visual fidelity and enabling reliable decoding after post-processing. Let  $x \in \mathbb{R}^{H \times W \times C}$  denote a clean image and  $m \in \{0, 1\}^{d_m}$  a binary message of length  $d_m$ . The watermarking system consists of an embedder  $E_\theta$  and an extractor  $D_\psi$ . The embedder produces a watermarked image  $x_{\text{wm}} = E_\theta(x, m)$ , which must satisfy an imperceptibility constraint, typically enforced via a perceptual similarity metric  $\mathcal{L}_{\text{perc}}(x, x_{\text{wm}}) \leq \epsilon$ . After embedding, the image is subjected to a post-processing attack  $t \in \mathcal{T}$ , where  $\mathcal{T}$  is a bounded but expressive



**Figure 3:** Conceptual overview of the proposed training pipeline. The embedder writes message  $m$  into image  $x$  to produce the watermarked image  $x_0$ . The adversary then repeatedly observes the current image  $x_t$ , uses a recurrent controller to produce logits, selects an attack family via straight-through Gumbel-Softmax, and applies differentiable attacks to obtain  $x_{t+1}$ . After  $T$  steps, the final attacked image  $x_T$  is passed to the extractor, and training optimizes message recovery loss. Entropy regularization, described in Section 2.2, keeps the attack policy diverse rather than collapsing to a single destructive sequence.

set of realistic transformations. Crucially,  $\mathcal{T}$  is compositional: an attack may consist of multiple parameterized operations applied in sequence, such as resizing, blurring, and compression in different orders. The extractor receives the attacked image  $\tilde{x} = t(x_{\text{wm}})$  and predicts the recovered message  $\hat{m} = D_\psi(\tilde{x})$ . We therefore seek parameters  $(\theta, \psi)$  that minimize message recovery error under worst-case attacks from  $\mathcal{T}$ . This yields the min-max objective

$$\min_{\theta, \psi} \max_{\phi} \mathbb{E}_{x, m} \left[ \mathcal{L}_{\text{msg}}(D_\psi(\mathcal{A}_\phi(E_\theta(x, m))), m) \right], \quad (1)$$

where  $\mathcal{A}_\phi$  is a learned adversary that parameterizes the compositional attack space  $\mathcal{T}$ . The inner maximization ranges over attack identities, order, and continuous parameters, subject to bounded realistic ranges. Unlike conventional adversarial training based on small  $\ell_p$ -bounded perturbations, this objective captures the structured, order-sensitive nature of real-world image corruptions (An et al., 2024, Ding et al., 2024). It encourages robustness to realistic post-processing pipelines rather than to isolated perturbations. In practice, we evaluate robustness using two primary metrics: (i) bit accuracy, the fraction of correctly recovered bits, and (ii) usable capacity, the number of bits that can be reliably transmitted under attack.

**Sequential attack generator.** We instantiate  $\mathcal{A}_\phi$  as a controller over a library of  $K$  differentiable attack primitives  $\{f_i\}_{i=1}^K$ . Starting from the watermarked image  $x_0 = E_\theta(x, m)$ , the adversary applies

$$x_{t+1} = f_{a_t}(x_t, \lambda_t), \quad t = 0, \dots, T-1, \quad (2)$$

where  $a_t \in [K] := \{1, \dots, K\}$  selects the attack primitive and  $\lambda_t \in \Lambda_{a_t}$  denotes its continuous parameters, with each  $\Lambda_i$  defining a bounded valid range for attack family  $i$ . The primitive library is built from standard differentiable post-processing operations used in robust watermarking, covering major corruption families—including value distortions, compression artifacts, and geometric transformations—while remaining visually plausible and efficiently composable during training. The final attacked image is  $\tilde{x} = x_T$ . Unlike a one-shot augmentation layer, this sequential generator lets later operations depend on the intermediate image

produced by earlier ones, which is essential for order-sensitive compositions. In particular, depth  $T = 1$  recovers a single learned attack, while depth  $T = 2$  enables two-step attack compositions.

**Differentiable attack selection.** Optimizing (1) requires gradients through the choice of  $a_t$ . Directly sampling a discrete operation would block backpropagation, and score-function estimators are high-variance because the loss depends on an entire composed attack sequence. We therefore use a straight-through Gumbel-Softmax relaxation (Jang et al., 2017). At each step  $t$ , a controller produces logits  $\ell_t \in \mathbb{R}^K$  and samples

$$\pi_t = \text{GS}(\ell_t, \tau) \in \Delta^{K-1}, \quad (3)$$

where  $\tau$  is the temperature. The forward pass uses a one-hot sample, while the backward pass uses the continuous relaxation so that gradients can flow through attack choice. All  $K$  primitives are evaluated in parallel with parameters  $\lambda_t^{(i)} \sim \mathcal{U}(\Lambda_i)$ , where  $\mathcal{U}$  denotes the uniform distribution over the valid range  $\Lambda_i$ , and their outputs are combined as

$$x_{t+1} = \sum_{i=1}^K \pi_t^{(i)} f_i(x_t, \lambda_t^{(i)}). \quad (4)$$

**Relaxed inner maximization.** Combining (2) and (4), the original min-max problem becomes

$$\min_{\theta, \psi} \max_{\phi} \mathbb{E}_{x, m, a \sim \pi_{\phi}} [\mathcal{L}_{\text{msg}}(D_{\psi}(x_T), m)], \quad (5)$$

where  $x_T$  is the attacked image after  $T$  sequential steps and  $a = (a_0, \dots, a_{T-1})$  denotes the full attack sequence. Equivalently, for fixed watermark parameters  $(\theta, \psi)$ , the adversary solves

$$\max_{\phi} \mathbb{E}_{a \sim \pi_{\phi}} [\mathcal{L}_{\text{msg}}(D_{\psi}(x_T), m)], \quad (6)$$

This highlights the main novelty of our setting: the adversary must learn not only which corruption is harmful, but also which order of corruptions jointly maximize decoder failure. Because attack choice is relaxed and differentiable, the controller can be updated jointly with the watermark model rather than through a separate black-box search over attack sequences.

## 2.2. Entropy Regularization

Without additional constraints, the inner maximization in Eq. (6) can collapse to a single maximally damaging attack sequence,

$$a^* = \arg \max_a \mathcal{L}_{\text{msg}}(D_{\psi}(x_T), m), \quad (7)$$

which causes the adversary to over-specialize and reduces exploration as training evolves. To prevent this, we add an entropy bonus to the attack policy and optimize

$$\max_{\phi} \mathbb{E}_{a \sim \pi_{\phi}} [\mathcal{L}_{\text{msg}}(D_{\psi}(x_T), m)] + \lambda_{\text{ent}} \mathcal{H}(\pi_{\phi}), \quad (8)$$

where  $\mathcal{H}(\pi_{\phi})$  is the Shannon entropy of the attack policy and  $\lambda_{\text{ent}}$  controls the exploration–strength tradeoff. In practice, this keeps the controller exploratory early in training, avoids premature collapse to a trivially destructive strategy, and improves robustness beyond a single dominant failure mode. Full implementation details, including the per-step entropy decomposition and the exact optimization objective, are provided in Appendix B.

### 3. Related Work

**Deep Learning-Based Watermarking** A more comprehensive review appears in Appendix A. Deep neural networks have become the dominant approach to image and video watermarking, largely following the encoder–noise–decoder paradigm introduced by HiDDeN (Zhu et al., 2018). In this framework, an encoder embeds a message into an image, a noise layer simulates distortions, and a decoder recovers the message, enabling end-to-end optimization of robustness and imperceptibility. This formulation has been widely applied to images in MBRS (Jia et al., 2021), TrustMark (Bui et al., 2025), and InvisMark (Xu et al., 2025), and to video through DVMark (Luo et al., 2023), VideoSeal (Fernandez et al., 2024), and PixelSeal (Souček et al., 2025). A further line of work extends the same paradigm to in-generation watermarking methods such as Stable Signature (Fernandez et al., 2023), Tree-Ring (Wen et al., 2023), and WMAR (Jovanović et al., 2025). Despite these architectural advances, robustness is still typically trained through fixed or randomly sampled augmentations. That strategy helps against common isolated corruptions, but it under-covers realistic attack pipelines in which operation identity, parameter range, and order all matter. Our work addresses this training gap by replacing blind random augmentation with a learned compositional adversary that adaptively targets current failure modes.

**Adversarial Training for Watermarking.** While adversarial training has been explored in watermarking, existing approaches remain limited in scope. Many works introduce adversarial components but target objectives orthogonal to post-processing robustness. For example, HiDDeN (Zhu et al., 2018) and PixelSeal (Souček et al., 2025) employ discriminators to enforce visual imperceptibility rather than robustness; ROBIN (Huang et al., 2024) focuses on watermark concealment during diffusion generation; and InvZW (Tanvir et al., 2025) applies adversarial learning to zero-watermarking, which avoids modifying the image and therefore bypasses the encoder–extractor robustness tradeoff entirely. Methods that explicitly target robustness, such as RoMark (Wen and Aydore, 2019), formulate watermarking as a min–max optimization problem but are not end-to-end differentiable and require repeated decoder evaluations to approximate worst-case augmentations, which makes training expensive and still leaves sequential compositions largely unmodeled. In contrast, CAT introduces a fully differentiable adversary over a structured library of composable transformations. It jointly optimizes attack identity, order, and continuous parameters within the same training graph, allowing the model to train against hard short attack sequences that fixed or randomly sampled augmentation schemes systematically miss.

## 4. Experiments

### 4.1. Architecture and Implementation Details

**Architecture and training details.** We evaluate CAT on VideoSeal 0.0, VideoSeal 1.0 (Fernandez et al., 2024), and PixelSeal (Souček et al., 2025). The underlying embedder and extractor follow the original PixelSeal-style architectures, while the learned adversary uses frozen DINOv3 ViT-S/16 features, a lightweight GRU for attack selection, and a lightweight MLP attack head to select augmentations sequentially. In total, the adversary contributes only 800K trainable parameters and modest memory overhead. Full architecture and training hyperparameters are deferred to Appendix B.

At each adversarial step  $t$ , visual features  $z_t \in \mathbb{R}^{d_h}$  are extracted from  $x_t$  using a frozen DINOv3 ViT-S/16 backbone (Siméoni et al., 2025) followed by a two-layer MLP projection, and a GRU updates

$$h_t = \text{GRU}(z_t, h_{t-1}), \quad h_0 = \mathbf{0}, \quad (9)$$

so that attack choices can depend on previously applied transformations. This recurrent controller is the

core architectural ingredient needed to study sequential, order-sensitive attacks; implementation specifics are given in Appendix B.

**Evaluation protocol.** For each learned backbone, we compare a compute-matched baseline trained with the same augmentation budget but without the learned adversary, and the corresponding model trained with Compositional Adversarial Training (CAT) under a set of predefined augmentations. We also compare to the pretrained variants of MBRS (Jia et al., 2021), TrustMark (Bui et al., 2025), and InvisMark (Xu et al., 2025). The single-step attack setting corresponds to  $T = 1$ , while the compositional attack setting corresponds to  $T = 2$  and therefore a two-step attack sequence. Unless otherwise noted, the tables report bit accuracy and watermark capacity for each attack family, along with their overall averages; higher is better for both metrics. In the main image experiments, we evaluate on 1000 in-distribution (ID) SA-1B test images (Kirillov et al., 2023) and on the out-of-distribution (OOD) CLIC benchmark (Aytekin et al., 2019). This compute-matched comparison ensures that any gains from CAT are not simply due to additional augmentation budget, but to adaptive adversarial training itself.

#### 4.2. Robustness results (Single-step attacks)

**CAT is most effective on challenging attack settings.** Table 1 shows that even a single learned attack step improves robustness under a fair compute-matched comparison. On SA-1B, CAT improves overall capacity for all three learned backbones, from 81.06 to 82.85 for VideoSeal 0.0, from 106.41 to 125.57 for VideoSeal 1.0, and from 56.21 to 91.91 for PixelSeal. The same pattern holds on CLIC, where overall capacity rises from 80.25 to 81.84 for VideoSeal 0.0, from 105.00 to 123.00 for VideoSeal 1.0, and from 55.26 to 89.44 for PixelSeal. The gains are concentrated in the more difficult corruption families, especially geometric and combined attacks, where random augmentation is least likely to sample the failure-inducing cases that matter most.

**The primary empirical benefit is increased usable capacity.** CAT yields not only improvements in bit accuracy, but also substantial gains in usable watermark capacity. This effect is especially pronounced for PixelSeal, whose overall capacity rises by 35.70 points on SA-1B and by 34.18 points on CLIC, and for VideoSeal 1.0, whose overall capacity improves by 19.16 points on SA-1B and 18.00 points on CLIC. Here, capacity measures the effective number of reliably recoverable bits under attack, not just whether decoding succeeds on average. This distinction matters because capacity increases sharply as bit accuracy approaches 100%, so even modest average accuracy gains can correspond to much larger capacity gains once performance enters the high-accuracy regime. The table also shows that CAT-trained models remain competitive with or stronger than pretrained baselines on the main image benchmark: for example, PixelSeal with CAT reaches 91.91 overall capacity on SA-1B, exceeding InvisMark (71.01) and TrustMark (76.08), although MBRS remains higher because it operates with a larger payload.

#### 4.3. Robustness results (Compositional attacks)

**CAT is particularly beneficial for compositional attacks.** The advantage of CAT becomes clearer in the compositional setting, where the adversary applies a two-step augmentation sequence ( $T = 2$ ) and must model both attack identity and attack order. Table 2 shows clear overall capacity gains for every learned backbone on both datasets: on SA-1B, overall capacity rises from 77.79 to 86.03 for VideoSeal 0.0, from 96.13 to 108.30 for VideoSeal 1.0, and from 98.76 to 107.73 for PixelSeal; on CLIC, it rises from 77.31 to

**Table 1: A single learned attack step already improves robustness over random augmentation training, with the largest gains for VideoSeal 1.0 and PixelSeal, especially on the most difficult combined attacks and under severe distribution shift.** Single-step attack accuracy and watermark capacity results on in-distribution SA-1B and out-of-distribution CLIC images. Each cell reports bit accuracy and capacity for identity, value, compression, geometric, and combined augmentation families. For VideoSeal and PixelSeal, the ‘+ CAT’ rows use Compositional Adversarial Training, while the corresponding base rows use random augmentation training; higher is better for both metrics.

Model (bits)	Identity		Value		Compression		Geometric		Combined		Overall	
	Bit acc. (↑)	Capacity (↑)	Bit acc. (↑)	Capacity (↑)	Bit acc. (↑)	Capacity (↑)	Bit acc. (↑)	Capacity (↑)	Bit acc. (↑)	Capacity (↑)	Bit acc. (↑)	Capacity (↑)
<b>SA-1B (ID)</b>												
InvisMark (100)	0.990	95.99	0.876	72.90	0.954	88.45	0.828	63.25	0.861	67.84	0.869	71.01
TrustMark (100)	0.996	98.92	0.956	86.28	0.898	79.09	0.754	50.29	0.993	97.90	0.889	76.08
MBRS (256)	0.987	242.60	0.915	185.99	0.884	190.52	0.653	78.90	0.959	217.48	0.834	158.92
VideoSeal 0.0 (96)	0.997	94.00	0.984	88.69	0.980	86.86	0.945	75.58	0.994	92.33	0.961	81.06
+ CAT	0.998	94.75	0.978	86.93	0.986	89.21	0.953	78.60	0.994	92.22	<b>0.966</b> <sub>↑0.5%</sub>	<b>82.85</b> <sub>↑2.2%</sub>
VideoSeal 1.0 (256)	0.898	135.17	0.879	123.45	0.872	118.96	0.822	94.39	0.892	130.60	0.846	106.41
+ CAT	0.941	175.63	0.857	129.47	0.896	146.11	0.835	114.75	0.921	160.39	<b>0.854</b> <sub>↑1.0%</sub>	<b>125.57</b> <sub>↑18.0%</sub>
PixelSeal (128)	0.918	76.46	0.895	68.65	0.880	63.89	0.819	48.19	0.902	70.27	0.849	56.21
+ CAT	0.986	117.73	0.956	102.90	0.957	102.96	0.900	83.05	0.973	109.36	<b>0.925</b> <sub>↑9.0%</sub>	<b>91.91</b> <sub>↑63.5%</sub>
<b>CLIC (OOD)</b>												
InvisMark (100)	0.990	96.02	0.876	72.93	0.691	35.10	0.825	62.83	0.582	19.23	0.764	51.59
TrustMark (100)	0.993	98.39	0.959	87.60	0.894	78.18	0.753	50.21	0.947	84.07	0.878	73.03
MBRS (256)	0.987	243.37	0.922	191.47	0.848	162.21	0.648	74.77	0.775	105.06	0.786	128.44
VideoSeal 0.0 (96)	0.998	94.59	0.986	89.85	0.977	86.11	0.948	76.61	0.844	57.95	0.956	80.25
+ CAT	0.999	95.18	0.974	86.34	0.982	87.96	0.957	79.74	0.860	61.83	<b>0.961</b> <sub>↑0.4%</sub>	<b>81.84</b> <sub>↑2.0%</sub>
VideoSeal 1.0 (256)	0.900	136.47	0.883	125.61	0.869	117.38	0.824	95.59	0.766	78.96	0.842	105.00
+ CAT	0.946	179.81	0.853	129.33	0.884	140.37	0.840	118.13	0.723	81.29	<b>0.846</b> <sub>↑0.5%</sub>	<b>123.00</b> <sub>↑17.1%</sub>
PixelSeal (128)	0.921	77.60	0.900	70.26	0.871	61.44	0.822	49.03	0.748	40.15	0.844	55.26
+ CAT	0.992	121.32	0.946	101.38	0.948	99.94	0.899	83.02	0.842	72.27	<b>0.916</b> <sub>↑8.5%</sub>	<b>89.44</b> <sub>↑61.8%</sub>

87.34, from 96.97 to 109.24, and from 96.20 to 106.43, respectively. These gains are concentrated on the harder mixed and repeated attack pairs. For example, on SA-1B, VideoSeal 1.0 improves from 134.39 to 172.97 on Comp+Comp and from 109.22 to 141.66 on Comp+Geom, while PixelSeal improves from 117.75 to 126.29 on Comp+Comp and from 106.43 to 116.19 on Comp+Geom. This pattern is consistent with CAT learning order-sensitive robustness rather than merely increasing exposure to more transformations.

**The strongest compositional robustness gains appear in usable capacity and even surpass pretrained baselines with more bits.** As in the single-step setting, the principal benefit of CAT under compositional attacks is a substantial increase in usable watermark capacity. The largest overall gains appear for VideoSeal 1.0 and PixelSeal: on SA-1B, VideoSeal 1.0 improves by 12.17 capacity points and PixelSeal by 8.97, while on CLIC the corresponding gains are 12.27 and 10.23. As above, capacity is the most informative metric near the high-accuracy regime, so gains here indicate a more reliable margin of correct decoding across attack types rather than isolated wins on a narrow subset of perturbations. Relative to the pretrained baselines in the same table, CAT-trained PixelSeal reaches 107.73 overall capacity on SA-1B and 106.43 on CLIC, exceeding both InvisMark and TrustMark on each benchmark. Because compositional attacks amplify weaknesses that may not appear under single transformations, these gains suggest that CAT improves the structure of the learned robustness rather than tuning to a narrow benchmark.

#### 4.4. Validation Convergence

**CAT improves sample efficiency by focusing training on informative failures.** Figure 4 shows that CAT consistently reaches lower validation bit error earlier than random augmentation for both PixelSeal and VideoSeal, and that this advantage persists from the single-step setting to the compositional setting. The gap is especially meaningful because it appears throughout training rather than only at the end: the learned adversary exposes failure cases that are already relevant to the model’s current weaknesses, whereas random

**Table 2: Under compositional attacks, CAT yields improvements in usable watermark capacity, especially for VideoSeal 1.0 and PixelSeal on hard mixed and repeated attack pairs.** Compositional-attack results on in-distribution SA-1B and out-of-distribution CLIC images, where the adversary applies a two-step attack sequence. Each cell reports bit accuracy and capacity for pairwise augmentation-family compositions; higher is better for both metrics. For VideoSeal and PixelSeal, the ‘+ CAT’ rows use Compositional Adversarial Training, while the corresponding base rows use the compute-matched baseline without the learned adversary.

Model (bits)	Val+Val		Val+Comp		Val+Geom		Comp+Comp		Comp+Geom		Geom+Geom		Overall		
	Bit acc. (↑)	Capacity (↑)	Bit acc. (↑)	Capacity (↑)	Bit acc. (↑)	Capacity (↑)	Bit acc. (↑)	Capacity (↑)	Bit acc. (↑)	Capacity (↑)	Bit acc. (↑)	Capacity (↑)	Bit acc. (↑)	Capacity (↑)	
SA-1B (ID)	InvisMark (100)	0.898	71.44	0.652	27.15	0.875	68.63	0.474	0.85	0.603	21.75	0.888	70.52	0.813	57.92
	TrustMark (100)	0.957	86.21	0.965	88.49	0.786	52.86	0.974	90.92	0.779	50.97	0.708	36.58	0.834	62.14
	MBSR (256)	0.917	182.87	0.836	130.67	0.602	41.86	0.774	90.86	0.554	15.81	0.495	0.98	0.653	60.74
	VideoSeal 0.0 (96)	0.972	83.44	0.985	87.84	0.961	78.08	0.992	91.40	0.974	82.79	0.930	72.83	0.961	77.79
	+ CAT	0.988	90.30	0.995	93.28	0.979	86.26	0.999	95.34	0.990	90.79	0.935	78.05	<b>0.978</b> <sub>↑1.8%</sub>	<b>86.03</b> <sub>↑10.6%</sub>
	VideoSeal 1.0 (256)	0.875	121.35	0.887	127.69	0.827	95.41	0.897	134.39	0.858	109.22	0.799	86.78	<b>0.829</b>	96.13
	+ CAT	0.840	121.57	0.891	145.41	0.826	109.69	0.938	172.97	0.894	141.66	0.825	111.74	<b>0.827</b> <sub>↓0.3%</sub>	<b>108.30</b> <sub>↑12.7%</sub>
	PixelSeal (128)	0.964	106.45	0.977	112.06	0.954	100.25	0.987	117.75	0.968	106.43	0.922	93.04	0.952	98.76
	+ CAT	0.974	113.81	0.990	121.27	0.964	107.65	0.998	126.29	0.982	116.19	0.928	100.21	<b>0.965</b> <sub>↑1.4%</sub>	<b>107.73</b> <sub>↑9.1%</sub>
	InvisMark (100)	0.902	72.69	0.653	27.61	0.875	68.97	0.474	0.85	0.600	21.29	0.883	69.50	0.812	57.96
	TrustMark (100)	0.964	88.76	0.968	89.85	0.790	53.95	0.974	91.65	0.782	51.93	0.710	37.13	0.838	63.39
	MBSR (256)	0.927	190.84	0.851	140.04	0.608	45.61	0.791	100.83	0.559	18.03	0.496	0.97	0.660	65.18
CLIC (OOD)	VideoSeal 0.0 (96)	0.978	86.28	0.961	81.15	0.968	80.81	0.937	77.05	0.947	75.52	0.937	74.67	0.957	77.31
	+ CAT	0.992	91.87	0.991	91.84	0.984	88.57	0.977	89.05	0.988	89.97	0.940	79.73	<b>0.981</b> <sub>↑2.6%</sub>	<b>87.34</b> <sub>↑13.0%</sub>
	VideoSeal 1.0 (256)	0.881	124.44	0.886	127.38	0.832	98.03	0.895	133.09	0.854	106.99	0.800	87.42	<b>0.831</b>	96.97
	+ CAT	0.852	128.33	0.869	136.19	0.839	117.17	0.909	157.25	0.878	134.59	0.831	115.09	<b>0.827</b> <sub>↓0.5%</sub>	<b>109.24</b> <sub>↑12.7%</sub>
	PixelSeal (128)	0.973	111.00	0.939	98.69	0.961	103.61	0.902	90.40	0.926	92.72	0.927	94.93	0.941	96.20
	+ CAT	0.977	115.17	0.980	115.86	0.967	108.95	0.969	114.39	0.970	110.31	0.929	100.63	<b>0.962</b> <sub>↑2.3%</sub>	<b>106.43</b> <sub>↑10.6%</sub>

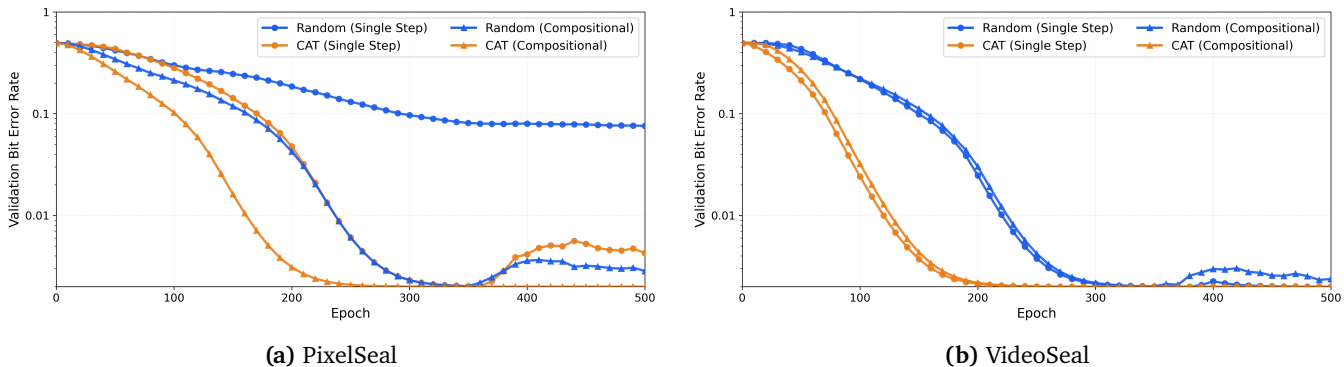
augmentation spends many updates on transformations that are either too easy or insufficiently targeted. This makes optimization more sample efficient, not merely more aggressive. The result is particularly important in the compositional attack regime, where random augmentation must discover useful short attack compositions by chance, while CAT can adaptively concentrate on the sequences that actually break decoding. Because our method reuses the standard training pass instead of introducing a separate inner attack search, the earlier drop in validation bit error reflects a genuine efficiency gain in how robust supervision is allocated during training.

#### 4.5. Image Quality

Table 3 shows that introducing the learned adversary does not materially degrade the visual fidelity of the watermarked images. Across VideoSeal 0.0, VideoSeal 1.0, and PixelSeal, CAT remains very close to the compute-matched random-augmentation baseline on PSNR, SSIM, MS-SSIM, and LPIPS, with only small trade-offs that are minor relative to the robustness gains reported above. In particular, perceptual quality remains strong for all CAT-trained models, LPIPS is unchanged or improved for both VideoSeal variants, and PixelSeal maintains essentially identical LPIPS under CAT. Taken together, these results suggest that CAT improves robustness primarily by reallocating training pressure toward difficult corruptions rather than by writing a more visible or intrusive watermark.

#### 4.6. Ablations

We ablate three design choices in CAT to isolate the source of the robustness gains. First, we remove the entropy regularization term from the adversary objective, which tests whether maintaining a diverse attack policy is necessary for learning broad robustness rather than overfitting to a narrow set of destructive sequences. Second, we replace the frozen DINOv3 feature backbone in the adversary with a ResNet18 backbone, testing whether the stronger visual representation is important for choosing informative sequential attacks. Third, we replace our straight-through Gumbel-Softmax attack selector with a multi-armed bandit adversary based on upper confidence bounds (UCB), which provides a non-differentiable exploration strategy



**Figure 4: CAT substantially accelerates convergence for both PixelSeal and VideoSeal, and this advantage persists from single-step to compositional training.** Validation bit error over training for PixelSeal and VideoSeal under random augmentation (blue) and the learned adversary (orange). Across both backbones, CAT reaches lower validation bit error earlier, indicating that CAT identifies and improves upon informative training-time failures more effectively than random augmentation.

**Table 3: CAT preserves visual quality while improving robustness.** Image-quality results on SA-1B and DIV2K, reported using PSNR, SSIM, MS-SSIM, and LPIPS. Across VideoSeal 0.0, VideoSeal 1.0, and PixelSeal, the “+ CAT” models remain very close to their compute-matched random-augmentation baselines.

	SA-1B				DIV2K			
	PSNR $\uparrow$	SSIM $\uparrow$	MS-SSIM $\uparrow$	LPIPS $\downarrow$	PSNR $\uparrow$	SSIM $\uparrow$	MS-SSIM $\uparrow$	LPIPS $\downarrow$
InvisMark	48.77	0.9955	0.9964	0.0018	49.11	0.9943	0.9960	0.0016
TrustMark	41.37	0.9943	0.9917	0.0029	41.19	0.9935	0.9919	0.0027
MBRS	45.58	0.9959	0.9965	0.0032	45.22	0.9954	0.9966	0.0034
VideoSeal 0.0	42.50	0.9934	0.9949	0.0049	42.11	0.9910	0.9944	0.0057
+ CAT	42.21	0.9935	0.9953	0.0040	41.81	0.9911	0.9947	0.0046
VideoSeal 1.0	42.58	0.9936	0.9950	0.0046	42.19	0.9913	0.9945	0.0053
+ CAT	42.17	0.9934	0.9951	0.0039	41.75	0.9909	0.9946	0.0045
PixelSeal	43.22	0.9958	0.9965	0.0021	42.71	0.9940	0.9961	0.0023
+ CAT	42.64	0.9956	0.9963	0.0021	42.17	0.9937	0.9958	0.0024

for adversarial attack selection.

**Entropy regularization and differentiable attack selection are necessary for robust watermarking.** Tables 4 and 5 show that removing entropy regularization causes the largest collapse in robustness, consistent with the adversary prematurely concentrating on a narrow attack subset. Replacing DINOv3 with ResNet18 also weakens performance, indicating that stronger frozen features help the controller identify more informative failure cases. Finally, substituting Gumbel-Softmax with the UCB bandit adversary narrows the gap less severely than the other ablations, but still underperforms the full method, suggesting that end-to-end differentiable attack selection is more effective than a bandit-style exploration heuristic for this setting.

## 5. Limitations and Conclusion

While our study demonstrates the benefits of adaptive attack sequences for improving robustness and sample efficiency, one limitation is that we focus on short-horizon differentiable attacks within a bounded transformation space. As a result, our evaluation does not fully capture the broader range of real-world

**Table 4:** Ablation study on single-step attacks on SA-1B. Each cell reports bit accuracy and watermark capacity for one augmentation family.

Method	Identity		Value		Compression		Geometric		Combined		Overall	
	Bit acc. (↑)	Capacity (↑)	Bit acc. (↑)	Capacity (↑)	Bit acc. (↑)	Capacity (↑)	Bit acc. (↑)	Capacity (↑)	Bit acc. (↑)	Capacity (↑)	Bit acc. (↑)	Capacity (↑)
<b>CAT</b>	0.986	117.73	0.944	99.88	0.981	114.78	0.837	74.93	0.973	109.36	<b>0.925</b>	<b>91.91</b>
- Entropy Reg.	0.987	116.32	0.940	95.50	0.985	115.24	0.678	36.62	0.977	110.03	0.766	54.73
+ ResNet18	0.969	106.40	0.923	88.22	0.961	102.47	0.776	55.04	0.950	96.16	0.856	68.72
+ UCB	0.997	125.09	0.949	103.02	0.994	123.63	0.808	70.69	0.979	114.24	0.893	87.86

**Table 5:** Ablation study on compositional attacks on SA-1B. Each cell reports bit accuracy and watermark capacity for a pair of augmentation families.

Method	Val+Val		Val+Comp		Val+Geom		Comp+Comp		Comp+Geom		Geom+Geom		Overall	
	Bit acc. (↑)	Capacity (↑)	Bit acc. (↑)	Capacity (↑)	Bit acc. (↑)	Capacity (↑)	Bit acc. (↑)	Capacity (↑)	Bit acc. (↑)	Capacity (↑)	Bit acc. (↑)	Capacity (↑)	Bit acc. (↑)	Capacity (↑)
<b>CAT</b>	0.974	113.81	0.990	121.27	0.964	107.65	0.998	126.29	0.982	116.19	0.928	100.21	<b>0.965</b>	<b>107.73</b>
- Entropy Reg.	0.504	0.71	0.505	0.71	0.503	0.72	0.505	0.70	0.503	0.72	0.503	0.73	0.503	0.72
+ ResNet18	0.974	112.73	0.986	118.54	0.963	106.29	0.995	124.10	0.979	113.81	0.923	97.12	0.961	105.36
+ UCB	0.965	106.95	0.978	113.30	0.876	79.10	0.988	119.05	0.893	85.13	0.817	65.51	0.868	75.88

edits that watermarked content may encounter after deployment. In particular, longer editing chains and higher-level semantic manipulations remain outside the scope of our current study. Extending adaptive compositional adversaries to these settings is an important direction for future work. Overall, our results support the view that robust visual watermarking is fundamentally a robustness problem over structured and compositional transformations rather than isolated perturbations, and they suggest that future watermarking systems may benefit less from indiscriminately increasing augmentation diversity and more from learning to target the structured failure modes that dominate practical settings.

## Acknowledgements

Satheesh, Panaitescu-Liess, Xu, Cai, and Huang F. are supported by DARPA HR001124S0029-AIQ-FP-019, National Science Foundation TRAILS Institute (2229885). Private support was provided by Open Philanthropy and Apple. The Authors acknowledge the National Artificial Intelligence Research Resource (NAIRR) Pilot for contributing to this research result.

## References

- Eirikur Agustsson and Radu Timofte. Ntire 2017 challenge on single image super-resolution: Dataset and study. In Proceedings of the IEEE conference on computer vision and pattern recognition workshops, pages 126–135, 2017.
- Mahdi Ahmadi, Alireza Norouzi, Nader Karimi, Shadrokh Samavi, and Ali Emami. Redmark: Framework for residual diffusion watermarking based on deep networks. Expert Systems with Applications, 146:113157, 2020.
- Bang An, Mucong Ding, Tahseen Rabbani, Aakriti Agrawal, Yuancheng Xu, Chenghao Deng, Sicheng Zhu, Abdirisak Mohamed, Yuxin Wen, Tom Goldstein, et al. Waves: Benchmarking the robustness of image watermarks. In International Conference on Machine Learning, pages 1456–1492. PMLR, 2024.
- Caglar Aytekin, Francesco Cricri, Antti Hallapuro, Jani Lainema, Emre Aksu, and Miska M Hannuksela. A compression objective and a cycle loss for neural image compression. In CVPR Workshops, page 0, 2019.
- Mauro Barni, Franco Bartolini, and Alessandro Piva. Improved wavelet-based watermarking through pixel-wise masking. IEEE transactions on image processing, 10(5):783–791, 2001.
- Tu Bui, Shruti Agarwal, and John Collomosse. Trustmark: Robust watermarking and watermark removal for arbitrary resolution images. In Proceedings of the IEEE/CVF International Conference on Computer Vision, pages 18629–18639, 2025.
- Nicholas Carlini and David Wagner. Towards evaluating the robustness of neural networks. In 2017 IEEE Symposium on Security and Privacy (SP), pages 39–57. Ieee, 2017.
- Luan Chen, Chengyou Wang, Xiao Zhou, and Zhiliang Qin. Robust and compatible video watermarking via spatio-temporal enhancement and multiscale pyramid attention. IEEE Transactions on Circuits and Systems for Video Technology, 35(2):1548–1561, 2024.
- Francesco Croce and Matthias Hein. Reliable evaluation of adversarial robustness with an ensemble of diverse parameter-free attacks. In International conference on machine learning, pages 2206–2216. PMLR, 2020.
- Ekin D Cubuk, Barret Zoph, Dandelion Mane, Vijay Vasudevan, and Quoc V Le. Autoaugment: Learning augmentation strategies from data. In Proceedings of the IEEE/CVF conference on computer vision and pattern recognition, pages 113–123, 2019.
- Mucong Ding, Tahseen Rabbani, Bang An, Souradip Chakraborty, Chenghao Deng, Mehrdad Saberi, Yuxin Wen, Xuandong Zhao, Mo Zhou, Anirudh Satheesh, et al. Erasing the invisible: A stress-test challenge for image watermarks. In NeurIPS 2024 Competition Track, 2024.
- Patrick Esser, Robin Rombach, and Bjorn Ommer. Taming transformers for high-resolution image synthesis. In Proceedings of the IEEE/CVF conference on computer vision and pattern recognition, pages 12873–12883, 2021.
- Pierre Fernandez, Guillaume Couairon, Hervé Jégou, Matthijs Douze, and Teddy Furon. The stable signature: Rooting watermarks in latent diffusion models. In Proceedings of the IEEE/CVF International Conference on Computer Vision, pages 22466–22477, 2023.
- Pierre Fernandez, Hady Elsahar, I Zeki Yalniz, and Alexandre Mourachko. Video seal: Open and efficient video watermarking. arXiv preprint arXiv:2412.09492, 2024.

- Ian J Goodfellow, Jonathon Shlens, and Christian Szegedy. Explaining and harnessing adversarial examples. [arXiv preprint arXiv:1412.6572](#), 2014.
- Daniel Ho, Eric Liang, Xi Chen, Ion Stoica, and Pieter Abbeel. Population based augmentation: Efficient learning of augmentation policy schedules. In [International conference on machine learning](#), pages 2731–2741. PMLR, 2019.
- Lei Hsiung, Yun-Yun Tsai, Pin-Yu Chen, and Tsung-Yi Ho. Towards compositional adversarial robustness: Generalizing adversarial training to composite semantic perturbations. In [Proceedings of the IEEE/CVF conference on computer vision and pattern recognition](#), pages 24658–24667, 2023.
- Kun Hu, Zixuan Hu, Qianhui Zhu, Xiaochao Wang, and Xingjun Wang. Stegavideo: Robust high-resolution video steganography with temporal and edge guidance. In [Pacific Conference on Computer Graphics and Applications \(Huangshan, CN\)\(PG’24\)](#). EG, Eindhoven, NL, Article, volume 1280, page 12, 2024.
- Huayang Huang, Yu Wu, and Qian Wang. Robin: Robust and invisible watermarks for diffusion models with adversarial optimization. [Advances in Neural Information Processing Systems](#), 37:3937–3963, 2024.
- Eric Jang, Shixiang Gu, and Ben Poole. Categorical reparameterization with gumbel-softmax. In [International Conference on Learning Representations](#), 2017.
- Zhaoyang Jia, Han Fang, and Weiming Zhang. Mbrs: Enhancing robustness of dnn-based watermarking by mini-batch of real and simulated jpeg compression. In [Proceedings of the 29th ACM international conference on multimedia](#), pages 41–49, 2021.
- Nikola Jovanović, Ismail Labiad, Tomáš Souček, Martin Vechev, and Pierre Fernandez. Watermarking autoregressive image generation. [arXiv preprint arXiv:2506.16349](#), 2025.
- Alexander Kirillov, Eric Mintun, Nikhila Ravi, Hanzi Mao, Chloe Rolland, Laura Gustafson, Tete Xiao, Spencer Whitehead, Alexander C Berg, Wan-Yen Lo, et al. Segment anything. In [Proceedings of the IEEE/CVF international conference on computer vision](#), pages 4015–4026, 2023.
- Cassidy Laidlaw, Sahil Singla, and Soheil Feizi. Perceptual adversarial robustness: Defense against unseen threat models. [arXiv preprint arXiv:2006.12655](#), 2020.
- Yonggang Li, Guosheng Hu, Yongtao Wang, Timothy Hospedales, Neil M Robertson, and Yongxin Yang. Differentiable automatic data augmentation. In [European conference on computer vision](#), pages 580–595. Springer, 2020.
- Aoming Liu, Zehao Huang, Zhiwu Huang, and Naiyan Wang. Direct differentiable augmentation search. In [Proceedings of the IEEE/CVF international conference on computer vision](#), pages 12219–12228, 2021.
- Shilin Lu, Zihan Zhou, Jiayou Lu, Yuanzhi Zhu, and Adams Wai-Kin Kong. Robust watermarking using generative priors against image editing: From benchmarking to advances. [arXiv preprint arXiv:2410.18775](#), 2024.
- Xiyang Luo, Yinxiao Li, Huiwen Chang, Ce Liu, Peyman Milanfar, and Feng Yang. Dvmark: a deep multiscale framework for video watermarking. [IEEE Transactions on Image Processing](#), 2023.
- Aleksander Madry, Aleksandar Makelov, Ludwig Schmidt, Dimitris Tsipras, and Adrian Vladu. Towards deep learning models resistant to adversarial attacks. [arXiv preprint arXiv:1706.06083](#), 2017.

- Pratyush Maini, Eric Wong, and Zico Kolter. Adversarial robustness against the union of multiple perturbation models. In International Conference on Machine Learning, pages 6640–6650. PMLR, 2020.
- Aayush Mishra, Suraj Kumar, Aditya Nigam, and Saiful Islam. Vstegnet: Video steganography network using spatio-temporal features and micro-bottleneck. In BMVC, volume 274, 2019.
- Samuel G Müller and Frank Hutter. Trivialaugmt: Tuning-free yet state-of-the-art data augmentation. In Proceedings of the IEEE/CVF international conference on computer vision, pages 774–782, 2021.
- Weili Nie, Brandon Guo, Yujia Huang, Chaowei Xiao, Arash Vahdat, and Anima Anandkumar. Diffusion models for adversarial purification. arXiv preprint arXiv:2205.07460, 2022.
- Alessandro Piva, Mauro Barni, Franco Bartolini, and Vito Cappellini. Dct-based watermark recovering without resorting to the uncorrupted original image. In Proceedings of international conference on image processing, volume 1, pages 520–523. IEEE, 1997.
- Adam Polyak, Amit Zohar, Andrew Brown, Andros Tjandra, Animesh Sinha, Ann Lee, Apoorv Vyas, Bowen Shi, Chih-Yao Ma, Ching-Yao Chuang, et al. Movie gen: A cast of media foundation models. arXiv preprint arXiv:2410.13720, 2024.
- Nikhila Ravi, Valentin Gabeur, Yuan-Ting Hu, Ronghang Hu, Chaitanya Ryali, Tengyu Ma, Haitham Khedr, Roman Rädle, Chloe Rolland, Laura Gustafson, et al. Sam 2: Segment anything in images and videos. arXiv preprint arXiv:2408.00714, 2024.
- Luke Rowe, Benjamin Thérien, Krzysztof Czarnecki, and Hongyang Zhang. A closer look at robustness to l-infinity and spatial perturbations and their composition. arXiv preprint arXiv:2210.02577, 2022.
- Mehrdad Saberi, Vinu Sankar Sadasivan, Keivan Rezaei, Aounon Kumar, Atoosa Chegini, Wenxiao Wang, and Soheil Feizi. Robustness of ai-image detectors: Fundamental limits and practical attacks. arXiv preprint arXiv:2310.00076, 2023.
- Xiaofeng Shen, Heng Yao, Shunquan Tan, and Chuan Qin. Vhnet: A video hiding network with robustness to video coding. Journal of Information Security and Applications, 75:103515, 2023.
- Oriane Siméoni, Huy V Vo, Maximilian Seitzer, Federico Baldassarre, Maxime Oquab, Cijo Jose, Vasil Khalidov, Marc Szafraniec, Seungeun Yi, Michaël Ramamonjisoa, et al. Dinov3. arXiv preprint arXiv:2508.10104, 2025.
- Tomáš Souček, Pierre Fernandez, Hady Elsahar, Sylvestre-Alvise Rebuffi, Valeriu Lacatusu, Tuan Tran, Tom Sander, and Alexandre Mourachko. Pixel seal: Adversarial-only training for invisible image and video watermarking. arXiv preprint arXiv:2512.16874, 2025.
- Christian Szegedy, Wojciech Zaremba, Ilya Sutskever, Joan Bruna, Dumitru Erhan, Ian Goodfellow, and Rob Fergus. Intriguing properties of neural networks. arXiv preprint arXiv:1312.6199, 2013.
- Abdullah All Tanvir, Frank Y Shih, and Xin Zhong. Invzw: Invariant feature learning via noise-adversarial training for robust image zero-watermarking. arXiv preprint arXiv:2506.20370, 2025.
- Florian Tramer and Dan Boneh. Adversarial training and robustness for multiple perturbations. Advances in neural information processing systems, 32, 2019.
- Bingyang Wen and Sergul Aydore. Romark: A robust watermarking system using adversarial training. arXiv preprint arXiv:1910.01221, 2019.

- Yuxin Wen, John Kirchenbauer, Jonas Geiping, and Tom Goldstein. Tree-ring watermarks: Fingerprints for diffusion images that are invisible and robust. [arXiv preprint arXiv:2305.20030](#), 2023.
- Xiang-Gen Xia, Charles G Boncelet, and Gonzalo R Arce. Wavelet transform based watermark for digital images. *Optics Express*, 3(12):497–511, 1998.
- Rui Xu, Mengya Hu, Deren Lei, Yaxi Li, David Lowe, Alex Gorevski, Mingyu Wang, Emily Ching, and Alex Deng. Invismark: Invisible and robust watermarking for ai-generated image provenance. In *2025 IEEE/CVF Winter Conference on Applications of Computer Vision (WACV)*, pages 909–918. IEEE, 2025.
- Guanhui Ye, Jiashi Gao, Yuchen Wang, Liyan Song, and Xuetao Wei. Itov: efficiently adapting deep learning-based image watermarking to video watermarking. In *2023 International Conference on Culture-Oriented Science and Technology (CoST)*, pages 192–197. IEEE, 2023.
- Qihang Yu, Ju He, Xueqing Deng, Xiaohui Shen, and Liang-Chieh Chen. Randomized autoregressive visual generation. In *Proceedings of the IEEE/CVF International Conference on Computer Vision*, pages 18431–18441, 2025.
- Honglei Zhang and Yidong Li. Digital watermarking via inverse gradient attention. In *2022 9th International Conference on Behavioural and Social Computing (BESC)*, pages 1–3. IEEE, 2022.
- Kevin Alex Zhang, Lei Xu, Alfredo Cuesta-Infante, and Kalyan Veeramachaneni. Robust invisible video watermarking with attention. [arXiv preprint arXiv:1909.01285](#), 2019a.
- Xinyu Zhang, Qiang Wang, Jian Zhang, and Zhao Zhong. Adversarial autoaugment. [arXiv preprint arXiv:1912.11188](#), 2019b.
- Xuanyu Zhang, Runyi Li, Jiwen Yu, Youmin Xu, Weiqi Li, and Jian Zhang. Editguard: Versatile image watermarking for tamper localization and copyright protection. In *Proceedings of the IEEE/CVF conference on computer vision and pattern recognition*, pages 11964–11974, 2024.
- Xuandong Zhao, Kexun Zhang, Zihao Su, Saastha Vasan, Ilya Grishchenko, Christopher Kruegel, Giovanni Vigna, Yu-Xiang Wang, and Lei Li. Invisible image watermarks are provably removable using generative ai. *Advances in neural information processing systems*, 37:8643–8672, 2024.
- Jiren Zhu, Russell Kaplan, Justin Johnson, and Li Fei-Fei. Hidden: Hiding data with deep networks. In *Proceedings of the European conference on computer vision (ECCV)*, pages 657–672, 2018.

## A. Extended Related Work

**Traditional Watermarking.** Early watermarking methods embedded signals in spatial or frequency domains such as DCT (Piva et al., 1997) and DWT (Barni et al., 2001, Xia et al., 1998), relying on hand-crafted rules designed for specific distortion types. While effective under controlled conditions, these approaches generally lack adaptability to diverse transformations. This motivated the development of model-based methods that incorporate differentiable transformations directly into training.

**Model-based Image Watermarking.** Deep neural networks have become the dominant approach to watermarking, largely following the encoder–noise–decoder framework introduced by HiDDeN (Zhu et al., 2018). In this formulation, the noise layer simulates distortions during training to improve robustness. Subsequent work extends this framework with architectural and training improvements, including residual diffusion embedding (Ahmadi et al., 2020), attention mechanisms (Zhang and Li, 2022), and improved robustness to compression via mini-batch mixing of real and simulated JPEG (Jia et al., 2021). More recent approaches address resolution-independent embedding (Bui et al., 2025, Xu et al., 2025), tamper localization (Zhang et al., 2024), and robustness to diffusion-based purification (Lu et al., 2024, Nie et al., 2022, Zhao et al., 2024, Saberi et al., 2023). In parallel, in-generation watermarking methods such as Stable Signature (Fernandez et al., 2023), Tree-Ring (Wen et al., 2023), and WMAR (Jovanović et al., 2025) embed watermarks directly during image synthesis. Many post-processing methods, including PixelSeal (Souček et al., 2025), TrustMark (Bui et al., 2025), InvisMark (Xu et al., 2025), and MBRS (Jia et al., 2021), are trained using noise layers composed of fixed or randomly sampled augmentations.

**Model-based Video Watermarking.** Video watermarking extends these ideas to the temporal domain but introduces additional computational challenges. Early approaches such as VStegNet (Mishra et al., 2019) and RivaGAN (Zhang et al., 2019a) adapted image-based architectures to video, often operating on full spatio-temporal tensors. Later works, including DVMark (Luo et al., 2023), VHNet (Shen et al., 2023), RC-VWN (Chen et al., 2024), and StegaVideo (Hu et al., 2024), introduced improved spatio-temporal architectures, multiscale designs, and differentiable approximations of compression to enhance robustness and efficiency. Alternative approaches such as ItoV (Ye et al., 2023) and VideoSeal (Fernandez et al., 2024) reduce computational complexity by folding the temporal dimension into the channel dimension, enabling the use of image-based architectures for video watermarking. PixelSeal (Souček et al., 2025) also extends to video, using adversarial training with a discriminator to enforce perceptual quality.

**Composite Adversaries.** Adversarial training against a single perturbation type, most commonly an  $\ell_p$ -norm ball, has been studied thoroughly (Goodfellow et al., 2014, Madry et al., 2017, Szegedy et al., 2013, Carlini and Wagner, 2017). However, robustness to a particular threat model does not generalize to overall robustness against all attacks. Several works have shown that training against one threat model can actually increase vulnerability to others (Tramer and Boneh, 2019, Maini et al., 2020). This has motivated a line of work on adversarial training against a union or composition of multiple perturbation types (Tramer and Boneh, 2019, Maini et al., 2020, Croce and Hein, 2020, Laidlaw et al., 2020, Rowe et al., 2022). Most closely related to our setting, Hsiung et al. (2023) proposed generalized adversarial training (GAT) over composite semantic perturbations, including combinations of hue, saturation, brightness, contrast, and rotation. In parallel, some literature has explored learning augmentation policies rather than fixing them by hand (Cubuk et al., 2019, Li et al., 2020, Liu et al., 2021, Ho et al., 2019, Müller and Hutter, 2021). Zhang et al. (2019b) further refined augmentation policy search into a min-max game between a target network and an augmentation network, jointly optimizing both. Rather than training for classification robustness or generalization accuracy, our work involves training an adversary designed to break a watermark encoder-extractor pair, operating over a structured space of post-processing operations relevant to the image and video distribution shift problem. Furthermore, unlike GAT (Hsiung et al., 2023), which schedules attack order as a discrete search problem, our adversary is a continuous, sequential, differentiable agent trained end-to-end via gradient flow, enabling it to discover attack compositions that are not enumerable by hand.

## B. Further Implementation Details

### B.1. Model Architectures and Training Setup

**Watermarking backbones and adversary architecture.** The embedder and extractor use the same architectures as in (Souček et al., 2025): the embedder is a U-Net with 8 residual blocks and 16 base channels with multipliers  $[1, 2, 4, 8]$ , operating on the YUV luminance channel with group normalization and GELU activations, while the extractor uses a ConvNeXt-Tiny backbone with depths  $[3, 3, 9, 3]$  and channel dimensions  $[96, 192, 384, 768]$ , followed by a pixel decoder for message extraction. At each adversarial step  $t$ , visual features are extracted with a frozen DINOv3 ViT-S/16 backbone (Siméoni et al., 2025) and projected by a two-layer MLP before being passed to the GRU controller in Eq. 9. A two-layer MLP attack head maps the hidden state to logits  $\ell_t \in \mathbb{R}^K$  for Gumbel-Softmax selection. The DINOv3 backbone is frozen to avoid representation collapse, and the adversary only finetunes the GRU and MLP parameters for attack selection.

**Training hyperparameters.** For all methods, both the watermark model  $(\theta, \psi)$  and adversary  $\phi$  are trained on a 50,000-image subset of SA-1B (Kirillov et al., 2023) for 500 epochs with an effective batch size of 50 (batch size 25 with gradient accumulation over 2 steps) using 4 NVIDIA A4000 GPUs, yielding approximately 120K gradient steps. We use AdamW with learning rate  $5 \times 10^{-4}$ , a cosine schedule decaying to  $10^{-6}$ , and 5 epochs of linear warm-up before activating the adversary. The watermark scaling factor follows a cosine decay from  $\alpha_0 = 1.0$  to  $\alpha_1 = 0.2$  over the final 200 epochs. Loss weights are  $\lambda_{\text{dec}} = 1.0$  for message decoding and  $\lambda_i = 0.1$  for imperceptibility, both applied in YUV space. Unless noted otherwise, the adversary uses depth  $T \in \{1, 2\}$ , entropy coefficient  $\lambda_{\text{ent}} = 0.1$ , Gumbel temperature  $\tau = 1.0$ , and hidden dimension  $d_h = 384$ .

### B.2. Entropy Regularization and Optimization Details

**Entropy decomposition and single-pass optimization.** Since the policy factorizes as  $\pi_\phi(a) = \prod_t \pi_{\phi,t}(a_t)$ , the joint entropy decomposes as  $\mathcal{H}(\pi_\phi) = \sum_t \mathcal{H}(\pi_{\phi,t})$ . Defining the per-step softmax distribution  $p_t^{(i)} = \text{softmax}(\ell_t / \tau_{\text{ent}})_i$  and entropy  $H_t = -\sum_{i=1}^K p_t^{(i)} \log p_t^{(i)}$ , the adversary objective becomes

$$\mathcal{J}_{\text{adv}}(\phi) = \mathbb{E}_{a \sim \pi_\phi} [\mathcal{L}_{\text{msg}}(D_\psi(x_T), m)] + \lambda_{\text{ent}} \sum_{t=0}^{T-1} H_t, \quad (10)$$

$$H_t = -\sum_{i=1}^K p_t^{(i)} \log p_t^{(i)}. \quad (11)$$

This formulation makes the entropy bonus straightforward to compute from the controller logits at each attack step. In practice, it keeps the controller exploratory early in training, avoids premature collapse to a trivially destructive strategy, and improves robustness beyond a single dominant failure mode. We then optimize the watermark model and adversary jointly in a single pass rather than through a separate inner maximization loop. Concretely, we implement the entropy bonus as an entropy loss  $\mathcal{L}_{\text{ent}} := -\sum_{t=0}^{T-1} H_t$ , so the adversary receives the sign-reversed task gradient

$$\nabla_\phi \mathcal{L}_{\text{adv}} = -\nabla_\phi \mathcal{L}_{\text{msg}} + \lambda_{\text{ent}} \nabla_\phi \mathcal{L}_{\text{ent}}. \quad (12)$$

This lets the watermark model and the adversary share a single computational graph per iteration instead of alternating between separate inner and outer optimization loops.

### B.3. Evaluation Methodology

**Metrics.** We evaluate robustness primarily with bit accuracy and capacity. Bit accuracy is the fraction of watermark bits recovered correctly after augmentation, computed by thresholding the extractor outputs at 0.5 and averaging the resulting bitwise matches against the ground-truth message. Capacity is reported through the corresponding binary symmetric channel estimate: for a bit recovered with accuracy  $p$ , the per-bit capacity is  $1 - H(p)$ , where  $H(p) = -p \log_2 p - (1 - p) \log_2 (1 - p)$  is the Bernoulli entropy, and the total capacity multiplies this quantity by the payload size. We additionally compute a one-sided binomial-test  $p$ -value against the null hypothesis of random guessing ( $p = 0.5$ ) to verify that decoding performance is statistically above chance. For perceptual distortion, image experiments report PSNR, SSIM, MS-SSIM, and LPIPS, while video experiments report VMAF and BD-rate.

**Evaluation pipeline.** Each sample is first watermarked by the model, producing a marked image or video together with the target message. We then apply either a single-step attack, a composed augmentation, or a compositional attack pair, depending on the experiment. The extractor is run on the transformed content, and the recovered message is compared against the original payload to compute bit accuracy, capacity, and significance statistics. For videos, framewise predictions are aggregated by averaging before thresholding, which improves stability when the watermark signal is distributed across time.

**Augmentation protocol.** For images, the evaluation suite covers geometric, photometric, and compression perturbations including rotation, resize, crop, perspective distortion, horizontal flip, brightness, contrast, hue, grayscale conversion, Gaussian blur, and JPEG compression. In the compositional setting, we additionally evaluate all ordered pairs of the base image augmentations at reduced strength to measure robustness under weak but composed distortions. For videos, we extend the same families with codec-based and temporal corruptions, including H.264/H.265 compression, playback-speed changes, frame dropping, temporal averaging, and temporal reordering. We also report results for stronger composed chains such as compression  $\rightarrow$  crop  $\rightarrow$  brightness to test robustness under realistic sequential edits.

**Datasets and implementation details.** Image evaluation uses SA-1B for in-distribution testing together with multiple out-of-distribution image sets (CLIC, DIV2K, and MetFace), while video evaluation is reported on Movie-Gen-Bench (Polyak et al., 2024) for in-distribution testing and SA-V (Ravi et al., 2024) for out-of-distribution testing. Unless otherwise specified, all listed augmentations are evaluated independently, and the compositional appendix results additionally include the full pairwise augmentation set. LPIPS uses the AlexNet backbone, and video quality metrics are computed with the same settings across methods to ensure a fair comparison.

## C. Additional OOD Image Results

**CAT’s robustness gains persist under distribution shift.** Tables 7 and 8 extend the main results to additional OOD datasets, namely DIV2K (Agustsson and Timofte, 2017) and MetFace. The same overall pattern remains visible: CAT improves overall robustness relative to the compute-matched random-augmentation baseline across both datasets, with the clearest gains again appearing in watermark capacity. In the single-step setting, overall capacity rises from 102.28 to 119.08 on DIV2K and from 118.26 to 151.78 on MetFace for VideoSeal 1.0, while PixelSeal improves from 54.28 to 86.50 on DIV2K and from 65.54 to 104.96 on

MetFace. These gains are much larger than the corresponding changes in average bit accuracy, indicating that CAT is making decoding reliably correct across a broader set of corruptions rather than producing isolated improvements on a few easy cases.

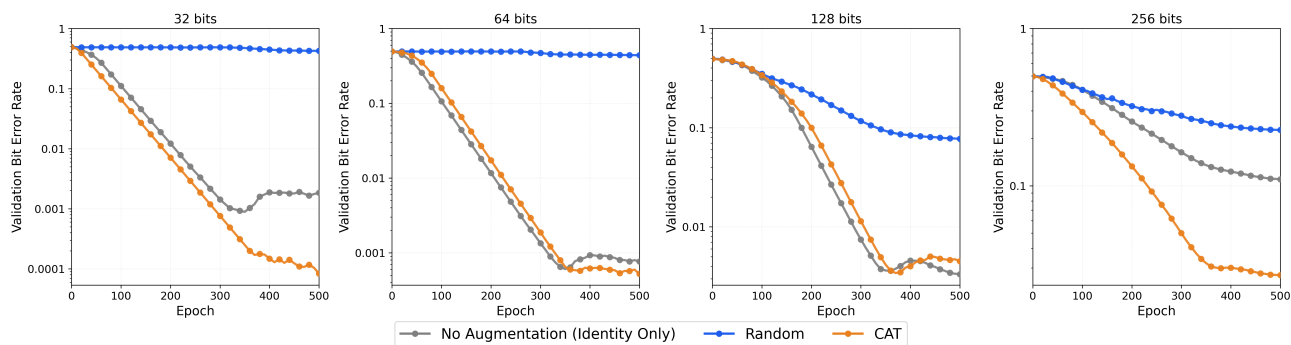
**The gains are strongest on the hardest OOD corruption settings.** The hardest OOD settings again show the largest benefits. In the single-step results, PixelSeal gains 59.4% capacity on DIV2K and 60.1% on MetFace, while VideoSeal 1.0 gains 16.4% and 28.3%, respectively. In the compositional OOD results, the same pattern holds on the harder mixed corruption pairs: on DIV2K, VideoSeal 1.0 improves from 130.74 to 165.63 on Comp+Comp and from 103.87 to 132.49 on Comp+Geom, while PixelSeal improves from 116.91 to 125.54 and from 105.55 to 114.86 on the same two settings. On MetFace, VideoSeal 1.0 improves from 138.93 to 184.98 on Comp+Comp and from 122.22 to 169.31 on Comp+Geom. This behavior is consistent with the main paper’s hypothesis that adaptive compositional adversaries are most valuable when robustness depends on rare, structured corruptions rather than on isolated perturbations.

**OOD generalization remains consistent with the main results.** The appendix results show that CAT does not merely overfit to the in-distribution evaluation setting or to a narrow attack suite. Even when both the image distribution and the corruption patterns shift, the learned adversary continues to improve overall robustness for all three learned backbones in both the single-step and compositional settings. While the absolute difficulty varies across datasets and models, the largest gains again appear for the more vulnerable backbones, especially VideoSeal 1.0 and PixelSeal, reinforcing the conclusion that targeted compositional training improves robustness beyond the training distribution.

## D. Payload Scaling

**CAT improves convergence across payload sizes, with especially large gains at low payloads.** Payload determines how many bits the model must embed and recover, and thus induces a trade-off between optimization difficulty and attainable robustness. Higher payloads are more difficult to train because the decoder must recover more bits under the same distortion budget, but they also correspond to higher effective capacity and therefore potentially stronger robustness once learned. By contrast, lower payloads are easier to fit under identity-only training, yet this regime is often more brittle because good clean-input performance can be achieved without learning invariance to realistic corruptions. An effective watermarking method should therefore provide both high capacity and robust performance across payload sizes, rather than relying on the deceptively easy low-payload identity regime. Figure 5 makes this distinction clear. CAT improves convergence across the full range from 32 to 256 bits, with especially large gains at lower payloads, where it reduces validation error much more rapidly than random augmentation and in some cases even converges faster than the no-augmentation baseline. At the same time, CAT retains the lowest error on the augmented validation setting, showing that this speedup does not come from overfitting to the identity case.

Random augmentation performs particularly poorly at low payloads because the underlying clean task is already easy: the large gap between easy and hard attacks causes uniformly sampled augmentations to waste many updates on uninformative samples, yielding a brittle model that remains undertrained on the rarer corruptions that actually determine robustness. This effect is less visible in the identity-only baseline because the training objective is then aligned with the easiest validation case, but that apparent simplicity does not translate into robustness under realistic post-processing. CAT avoids this failure mode by adaptively concentrating training pressure on the transformations that remain challenging for the current model.



**Figure 5:** CAT improves PixelSeal training across payload sizes. Validation bit error rate over training is shown for 32-, 64-, 128-, and 256-bit payloads under no augmentation (gray), random augmentation (blue), and CAT (orange). CAT consistently drives the error lower than random augmentation and remains effective as payload increases, whereas random augmentation plateaus at substantially higher error.

## E. Additional Video Results

**Video training and evaluation protocol.** For the additional video results, we initialize from the pretrained image watermarking model and finetune on video data from Movie-Gen-Bench. We then evaluate the resulting video model on 100 evaluation videos from Movie-Gen-Bench for in-distribution testing and 100 evaluation videos from SA-V for out-of-distribution testing. This protocol isolates the effect of transferring the image-trained model into the video setting while keeping the downstream robustness evaluation fixed across the two benchmarks. As a baseline, we add RivaGAN, which is a Generative Adversarial Network based watermarking method (Zhang et al., 2019a).

**CAT is most helpful on the hardest compositional and temporal video corruptions.** Tables 9 and 10 extend the main results to video watermarking on in-distribution Movie-Gen-Bench (Polyak et al., 2024) and out-of-distribution SA-V (Ravi et al., 2024). In the single-step setting, CAT improves overall capacity for all three learned backbones on both datasets: on Movie-Gen-Bench, overall capacity rises from 60.95 to 65.76 for VideoSeal 0.0, from 90.48 to 95.47 for VideoSeal 1.0, and from 28.96 to 31.37 for PixelSeal; on SA-V, it rises from 58.21 to 59.97, from 88.22 to 90.53, and from 24.72 to 25.85, respectively. In the compositional setting, the largest gains concentrate on the hardest combined and temporal compositions. For example, on Movie-Gen-Bench, VideoSeal 1.0 improves from 33.70 to 78.77 on Comp+Comp and from 66.80 to 93.55 on Temp+Temp, while PixelSeal improves from 26.08 to 87.67 on Comp+Comp and from 64.48 to 103.51 on Temp+Temp.

**PixelSeal benefits consistently, while VideoSeal 1.0 is less stable in compositional OOD evaluation.** PixelSeal shows the most reliable improvements across both ID and OOD video evaluation, with especially strong gains in the harder composed settings and corresponding increases in overall capacity. In the compositional OOD results on SA-V, PixelSeal improves from 78.13 to 96.18 overall capacity, with large gains on Comp+Comp (20.14 to 64.09), Comp+Geom (80.49 to 96.65), and Temp+Temp (50.66 to 83.58). VideoSeal 0.0 also benefits in the harder composed regimes, improving from 32.79 to 51.74 on Comp+Comp and from 53.00 to 63.76 on Temp+Temp on SA-V, even though its overall OOD capacity remains nearly unchanged (72.21 to 72.13). By contrast, VideoSeal 1.0 is less stable in the compositional OOD setting: although CAT improves hard regimes such as Comp+Comp (33.32 to 69.44) and Temp+Temp (65.24 to

85.39), its overall OOD performance decreases from 104.30 to 99.05 because the gains on those hard cases are offset by drops in easier families such as Val+Geom, Comp+Geom, and Geom+Temp.

Taken together, these results support the same conclusion as the image experiments: adaptive compositional adversaries are most useful when failure cases are rare, structured, and temporally or sequentially dependent. The strongest gains consistently appear on the hard combined and temporal video attacks that random augmentation is least likely to cover well, while the VideoSeal 1.0 compositional OOD results show that improvements on the hardest attack pairs do not automatically translate into better overall robustness if the learned attack policy becomes too narrow.

## F. Autoregressive Watermarking Results

**Training and evaluation protocol.** We additionally evaluate CAT in the autoregressive image-generation setting using the WMAR framework of (Jovanović et al., 2025). Following their setup, the experiments are run on autoregressive generators based on Taming (Esser et al., 2021) and RAR-XL (Yu et al., 2025), and robustness is evaluated with the same detection metric reported in that work: true positive rate at a fixed false positive rate of 1% (TPR@FPR= 1%). WMAR studies robustness under no attack, value perturbations, geometric perturbations, adversarial purification, and neural compression, and also introduces reverse cycle-consistency finetuning together with an optional synchronization layer to improve robustness after retokenization. Our tables therefore compare the no augmentation base watermark training, random-augmentation finetuning, random-augmentation finetuning with synchronization, CAT, and CAT with synchronization under the same attack families and detection metric. We supplement these aggregate benchmarks with three visual diagnostics: continuous attack sweeps in Figure 6, token-match histograms in Figure 8, and clean ROC curves in Figure 7.

**CAT improves the hardest geometric failure modes while maintaining performance on other attack families.** Tables 11 and 12 show that the plain CAT variant consistently improves the hardest geometric failure modes while remaining competitive on the other attack families. On Taming, CAT raises geometric robustness from 0.01 to 0.52, while preserving strong performance on value perturbations (0.94), adversarial purification (0.89), and neural compression (0.87). On RAR-XL, the same pattern holds: CAT improves geometric robustness from 0.04 to 0.35 while still maintaining high detection on value perturbations (0.92), adversarial purification (0.99), and neural compression (0.98).

Figure 6 makes the same pattern visible continuously across attack strengths. For both backbones, the Base watermark collapses quickly under rotation, cropping, and other geometric perturbations, whereas CAT substantially widens the usable operating range. On Taming, CAT maintains much higher detection than the Base watermark across blur, noise, brighten, and rotation even before synchronization is added. On RAR-XL, CAT is likewise far more robust than the Base watermark across the geometric stress tests, with especially clear gains throughout the crop sweep. Figure 7 shows that these robustness gains do not erase clean discriminability. The exact far-left-tail trade-off depends on the backbone—CAT and CAT+Sync are strongest at extremely small false positive rates on Taming, whereas the Base curve remains slightly sharper on RAR-XL—but all methods approach near-perfect true positive rates by the operational  $10^{-2}$  threshold used in the tables.

**Synchronization is what converts those gains into the strongest autoregressive robustness.** The synchronization layer closes the remaining gap on geometric attacks: on both generators, CAT+Sync yields

the strong geometric robustness, reaching 0.71 on Taming and 0.72 on RAR-XL, comfortably above both plain CAT and Random Augmentation Training. Figure 6 shows where this extra gain comes from. On Taming, the synchronized variants are the only methods that remain reliable deep into the crop sweep, and they preserve perfect performance under horizontal flips. On RAR-XL, CAT+Sync is especially strong under aggressive cropping, clearly outperforming Random Aug.+Sync once the kept area becomes small, while both synchronized variants remain near-perfect under flips.

The token-match histograms in Figure 8 visualize the mechanism behind this geometric resilience. Synchronization replaces a rigid concentration at almost-perfect token match with a broader high-match distribution and a mild left tail, most visibly on RAR-XL. This pattern suggests a decoder that tolerates small alignment mismatches instead of demanding exact token-wise correspondence after retokenization. At the same time, CAT without synchronization remains sharply concentrated near perfect token match on Taming but still lacks the crop and flip robustness of CAT+Sync, showing that stronger token identities alone are not enough; the model also needs a way to realign them after spatial shifts. Taken together, these results suggest that in the autoregressive setting CAT is most useful for hardening the token representations themselves, while synchronization is essential for converting that adversarial pressure into a watermark that stays decodable after geometric misalignment.

**Table 6:** Evaluation-time augmentation grids for image and video experiments. Single-step attacks use the full parameter grid for each augmentation. Compositional attacks enumerate unordered pairs of augmentations and use the reduced parameter grids listed here; for binary augmentations, the same toggle is used in both settings.

Domain	Augmentation	Single-step parameters	Compositional parameters
Image	Rotate	{5°, 10°, 30°, 45°, 90°} {0.32, 0.45, 0.55, 0.63, 0.71,	{5°, 10°}
Image	Resize	0.77, 0.84, 0.89, 0.95, 1.00} {0.32, 0.45, 0.55, 0.63, 0.71,	{0.71, 0.77, 0.84, 0.89}
Image	Crop	0.77, 0.84, 0.89, 0.95, 1.00}	{0.71, 0.77, 0.84, 0.89}
Image	Perspective	{0.1, 0.2, 0.3, 0.4, 0.5, 0.6, 0.7, 0.8}	{0.1, 0.2, 0.3, 0.4}
Image	Horizontal flip	{off, on}	—
Image	Brightness	{0.1, 0.25, 0.5, 0.75, 1.0, 1.25, 1.5, 1.75, 2.0}	{0.5, 0.75, 1.25, 1.5}
Image	Contrast	{0.1, 0.25, 0.5, 0.75, 1.0, 1.25, 1.5, 1.75, 2.0} {−0.4, −0.3, −0.2, −0.1, 0.0,	{0.5, 0.75, 1.25, 1.5}
Image	Hue	0.1, 0.2, 0.3, 0.4, 0.5}	{−0.3, −0.2, −0.1, 0.1, 0.2, 0.3}
Image	Grayscale	{off, on}	—
Image	Gaussian blur	{3, 5, 9, 13, 17} px kernel	{3, 5, 9} px kernel
Image	JPEG	{40, 50, 60, 70, 80, 90} quality	{60, 70, 80} quality
Video	Rotate	{5°, 10°, 30°, 45°, 90°} {0.32, 0.45, 0.55, 0.63, 0.71,	{5°, 10°}
Video	Resize	0.77, 0.84, 0.89, 0.95, 1.00} {0.32, 0.45, 0.55, 0.63, 0.71,	{0.71, 0.77, 0.84, 0.89}
Video	Crop	0.77, 0.84, 0.89, 0.95, 1.00}	{0.71, 0.77, 0.84, 0.89}
Video	Perspective	{0.1, 0.2, 0.3, 0.4, 0.5, 0.6, 0.7, 0.8}	{0.1, 0.2, 0.3, 0.4, 0.5, 0.6}
Video	Horizontal flip	{off, on}	—
Video	Brightness	{0.1, 0.25, 0.5, 0.75, 1.0, 1.25, 1.5, 1.75, 2.0}	{0.5, 0.75, 1.25, 1.5}
Video	Contrast	{0.1, 0.25, 0.5, 0.75, 1.0, 1.25, 1.5, 1.75, 2.0} {−0.4, −0.3, −0.2, −0.1, 0.0,	{0.5, 0.75, 1.25, 1.5}
Video	Hue	0.1, 0.2, 0.3, 0.4, 0.5}	{−0.2, −0.1, 0.1, 0.2}
Video	Saturation	{0.5, 1.5}	{0.5, 0.75, 1.25, 1.5}
Video	Grayscale	{off, on}	—
Video	Gaussian blur	{3, 5, 9, 13, 17} px kernel	{3, 5, 9} px kernel
Video	JPEG	{40, 50, 60, 70, 80, 90} quality	{60, 70, 80} quality
Video	H.264	{9, 16, 23, 30, 40, 50} CRF	{28, 34} CRF
Video	H.265	{9, 16, 23, 30, 40, 50} CRF	—
Video	Speed change	{0.5×, 0.75×, 1.25×, 2.0×}	{0.75×, 1.25×}
Video	Drop frame	{0.0, 0.15, 0.3} drop prob.	{0.0, 0.15} drop prob.
Video	Window averaging	{0.2, 0.4, 0.6, 0.8}	{0.2, 0.4}
Video	Temporal reorder	{0.0, 0.25, 0.5, 0.75, 1.0}	{0.25, 0.5}

**Table 7: The robustness gains from a single learned attack step persist across more challenging out-of-distribution datasets, with the largest improvements again appearing for VideoSeal 1.0 and PixelSeal.** Additional single-step attack results on OOD DIV2K and MetFace images. Each cell reports bit accuracy and capacity for identity, value, compression, geometric, combined, and overall evaluation settings. For VideoSeal and PixelSeal, the “+ CAT” rows use Compositional Adversarial Training, while the corresponding base rows use random augmentation training; higher is better for both metrics.

	Model (bits)	Identity		Value		Compression		Geometric		Combined		Overall	
		Bit acc. (↑)	Capacity (↑)	Bit acc. (↑)	Capacity (↑)	Bit acc. (↑)	Capacity (↑)	Bit acc. (↑)	Capacity (↑)	Bit acc. (↑)	Capacity (↑)	Bit acc. (↑)	Capacity (↑)
DIV2k	InvisMark (100)	0.990	96.03	0.878	73.49	0.953	88.43	0.828	63.40	0.834	63.64	0.863	70.23
	TrustMark (100)	0.991	97.80	0.951	85.26	0.893	77.98	0.751	49.54	0.987	96.54	0.885	75.06
	MBRS (256)	0.982	238.04	0.911	181.85	0.878	184.94	0.651	77.28	0.944	204.49	0.828	153.33
	VideoSeal 0.0 (96)	0.993	92.24	0.976	86.31	0.972	83.96	0.934	72.17	0.987	89.56	0.952	77.98
	+ CAT	0.996	93.57	0.974	85.63	0.983	87.71	0.951	77.59	0.990	90.70	<b>0.963</b> <sub>↑1.2%</sub>	<b>81.67</b> <sub>↑4.7%</sub>
	VideoSeal 1.0 (256)	0.893	131.86	0.873	120.14	0.864	114.63	0.813	90.08	0.884	125.72	0.838	102.28
	+ CAT	0.934	169.64	0.848	125.18	0.883	138.64	0.821	108.05	0.905	150.51	<b>0.842</b> <sub>↑0.5%</sub>	<b>119.08</b> <sub>↑16.4%</sub>
	PixelSeal (128)	0.914	74.84	0.890	67.21	0.873	62.00	0.809	46.05	0.897	68.60	0.841	54.28
	+ CAT	0.978	113.19	0.941	97.38	0.944	97.17	0.886	77.78	0.961	104.03	<b>0.911</b> <sub>↑8.3%</sub>	<b>86.50</b> <sub>↑59.4%</sub>
	MetFace	InvisMark (100)	0.990	96.04	0.887	76.05	0.932	82.01	0.831	64.16	0.671	37.40	0.825
TrustMark (100)		1.000	99.98	0.979	93.44	0.904	80.36	0.762	51.84	0.996	98.36	0.900	78.87
MBRS (256)		0.995	250.90	0.951	216.87	0.891	196.88	0.656	81.63	0.930	199.79	0.839	165.16
VideoSeal 0.0 (96)		0.999	95.54	0.996	93.85	0.989	90.87	0.966	83.45	0.972	86.33	0.976	87.06
+ CAT		1.000	95.87	0.993	92.94	0.995	93.54	0.974	86.89	0.969	86.01	<b>0.981</b> <sub>↑0.5%</sub>	<b>89.31</b> <sub>↑2.6%</sub>
VideoSeal 1.0 (256)		0.904	139.36	0.897	134.84	0.886	128.26	0.848	108.87	0.869	121.09	0.866	118.26
+ CAT		0.954	187.91	0.902	158.54	0.925	168.65	0.882	144.17	0.875	147.32	<b>0.894</b> <sub>↑3.2%</sub>	<b>151.78</b> <sub>↑28.3%</sub>
PixelSeal (128)		0.928	80.54	0.919	77.52	0.902	71.69	0.858	59.19	0.877	66.62	0.880	65.54
+ CAT		0.996	124.24	0.980	116.02	0.978	114.12	0.936	98.04	0.954	104.60	<b>0.954</b> <sub>↑8.4%</sub>	<b>104.96</b> <sub>↑60.1%</sub>

**Table 8: Under compositional attacks, CAT yields its clearest OOD gains, with especially large improvements for VideoSeal 1.0 and PixelSeal on hard mixed and repeated attack pairs.** Additional out-of-distribution image results on DIV2K and MetFace, where the adversary applies a compositional two-step attack sequence. Each cell reports bit accuracy and capacity for pairwise compositions of value, compression, and geometric augmentation families, plus the overall average; higher is better for both metrics. For VideoSeal 0.0/1.0 and PixelSeal, the “+ CAT” rows use Compositional Adversarial Training, while the corresponding base rows use random augmentation training.

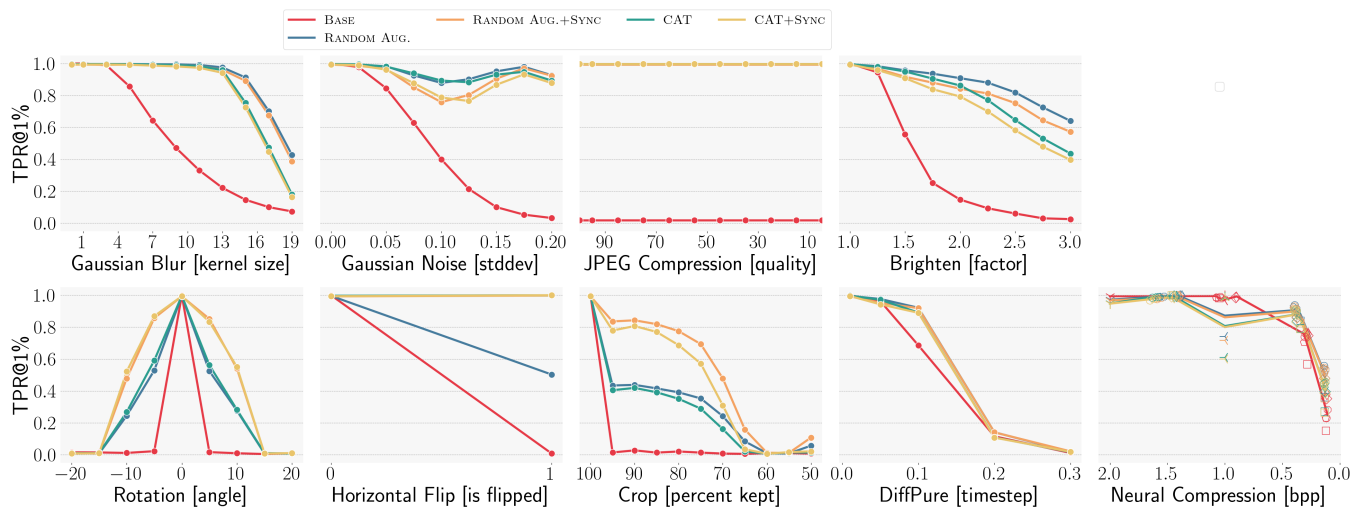
	Model (bits)	Val+Val		Val+Comp		Val+Geom		Comp+Comp		Comp+Geom		Geom+Geom		Overall	
		Bit acc. (↑)	Capacity (↑)	Bit acc. (↑)	Capacity (↑)	Bit acc. (↑)	Capacity (↑)	Bit acc. (↑)	Capacity (↑)	Bit acc. (↑)	Capacity (↑)	Bit acc. (↑)	Capacity (↑)	Bit acc. (↑)	Capacity (↑)
DIV2k	InvisMark (100)	0.905	73.01	0.652	27.04	0.878	69.35	0.470	0.88	0.600	21.51	0.889	70.78	0.814	58.39
	TrustMark (100)	0.954	85.92	0.961	87.50	0.782	52.14	0.965	88.47	0.771	49.21	0.703	35.58	0.830	61.32
	MBRS (256)	0.914	179.76	0.825	123.78	0.598	38.69	0.752	79.13	0.550	13.86	0.496	0.97	0.649	58.04
	VideoSeal 0.0 (96)	0.974	84.53	0.985	88.28	0.962	78.64	0.991	90.92	0.972	82.37	0.928	72.38	0.961	78.19
	+ CAT	0.986	89.32	0.993	92.33	0.974	84.32	0.997	94.43	0.985	88.45	0.928	75.53	<b>0.973</b> <sub>↑1.2%</sub>	<b>83.78</b> <sub>↑7.1%</sub>
	VideoSeal 1.0 (256)	0.869	118.04	0.881	124.43	0.819	91.54	0.891	130.74	0.848	103.87	0.789	82.20	<b>0.820</b>	<b>91.83</b>
	+ CAT	0.832	117.82	0.882	140.06	0.814	104.11	0.928	165.63	0.877	132.49	0.810	104.21	<b>0.813</b> <sub>↑1.0%</sub>	<b>101.81</b> <sub>↑10.9%</sub>
	PixelSeal (128)	0.966	107.50	0.977	112.44	0.955	100.71	0.985	116.91	0.966	105.55	0.919	92.30	0.952	99.06
	+ CAT	0.975	114.22	0.990	121.24	0.965	107.56	0.997	125.54	0.980	114.86	0.926	99.15	<b>0.965</b> <sub>↑1.3%</sub>	<b>107.41</b> <sub>↑8.4%</sub>
	MetFace	InvisMark (100)	0.948	84.25	0.675	31.31	0.905	75.43	0.482	0.96	0.610	24.17	0.899	73.69	0.837
TrustMark (100)		0.989	96.23	0.989	96.24	0.809	58.60	0.994	97.66	0.798	55.76	0.728	40.72	0.858	68.53
MBRS (256)		0.964	223.33	0.902	177.38	0.625	58.61	0.853	140.42	0.576	27.29	0.496	0.96	0.685	83.17
VideoSeal 0.0 (96)		0.990	92.59	0.998	94.88	0.990	90.81	0.999	95.33	0.993	91.85	0.958	83.70	0.990	90.66
+ CAT		0.997	94.59	0.999	95.48	0.994	93.17	1.000	95.88	0.997	94.52	0.954	84.28	<b>0.994</b> <sub>↑0.4%</sub>	<b>92.86</b> <sub>↑2.4%</sub>
VideoSeal 1.0 (256)		0.895	133.85	0.900	136.70	0.856	111.78	0.903	138.93	0.879	122.22	0.822	98.89	0.856	111.52
+ CAT		0.892	153.16	0.924	169.78	0.881	143.41	0.950	184.98	0.932	169.31	0.863	135.41	<b>0.882</b> <sub>↑3.0%</sub>	<b>142.40</b> <sub>↑27.7%</sub>
PixelSeal (128)		0.989	122.16	0.996	125.05	0.988	119.42	0.998	125.92	0.990	120.62	0.955	109.48	0.987	118.72
+ CAT		0.986	121.38	0.998	126.42	0.987	119.81	1.000	127.77	0.994	123.34	0.946	108.64	<b>0.987</b> <sub>↑0.0%</sub>	<b>119.49</b> <sub>↑0.7%</sub>

**Table 9: Video watermarking single-step attack results on in-distribution Movie-Gen-Bench (ID) and out-of-distribution SAV-Test (OOD).** Each cell reports bit accuracy and capacity for identity, value, compression, geometric, video-temporal, and combined augmentation families. For VideoSeal and PixelSeal, the ‘+ CAT’ rows use Compositional Adversarial Training while the base rows use random augmentation training; higher is better for both metrics.

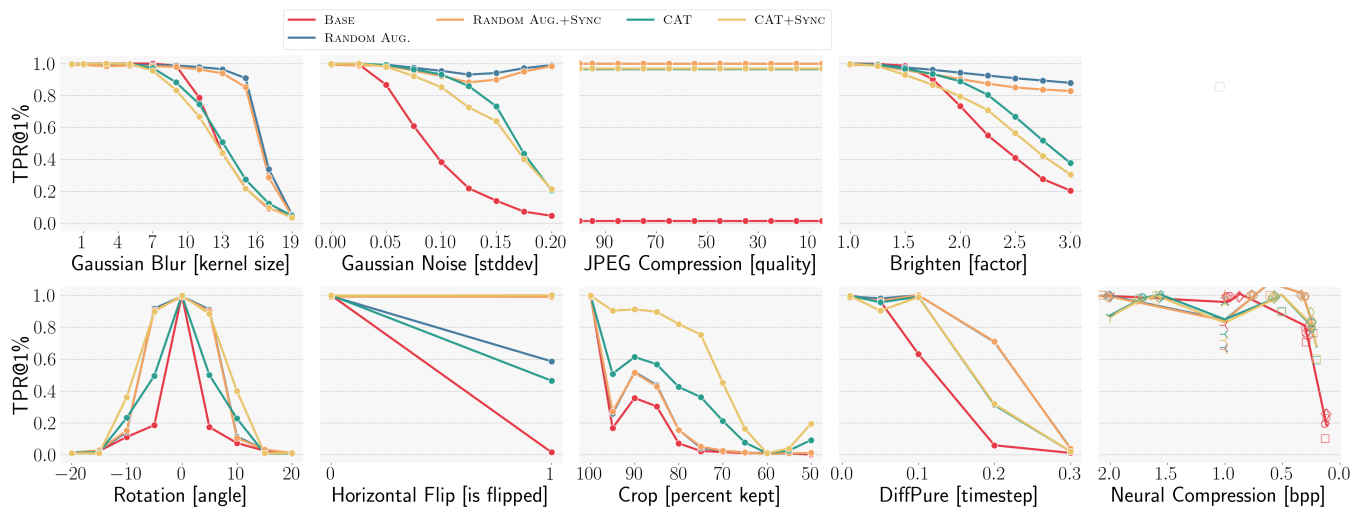
	Model (bits)	Identity		Value		Compression		Geometric		Temporal		Combined		Overall	
		Bit acc. (↑)	Capacity (↑)	Bit acc. (↑)	Capacity (↑)	Bit acc. (↑)	Capacity (↑)	Bit acc. (↑)	Capacity (↑)	Bit acc. (↑)	Capacity (↑)	Bit acc. (↑)	Capacity (↑)	Bit acc. (↑)	Capacity (↑)
Movie-Gen-Bench (ID)	RivaGAN (32)	0.889	20.36	0.691	9.42	0.726	9.86	0.747	10.39	0.809	14.43	0.511	1.27	0.754	11.39
	VideoSeal 0.0 (96)	0.951	69.97	0.930	62.37	0.843	45.80	0.942	67.88	0.905	59.74	0.724	16.74	0.912	60.95
	+ CAT	0.952	70.04	0.934	63.67	0.915	59.00	0.946	68.95	0.941	67.57	0.870	44.80	<b>0.936</b> <sub>(2.6%)</sub>	<b>65.76</b> <sub>(7.9%)</sub>
	VideoSeal 1.0 (256)	0.861	107.64	0.823	87.28	0.742	65.12	0.848	103.34	0.809	90.11	0.601	9.66	0.815	90.48
	+ CAT	0.849	100.44	0.829	89.90	0.828	89.43	0.843	98.74	0.847	100.01	0.792	69.22	<b>0.838</b> <sub>(2.8%)</sub>	<b>95.47</b> <sub>(5.5%)</sub>
	PixelSeal (128)	0.805	37.54	0.719	20.34	0.683	19.89	0.789	34.95	0.754	30.59	0.561	2.60	0.750	28.96
+ CAT	0.806	37.84	0.728	21.93	0.726	23.98	0.796	36.62	0.778	33.62	0.651	10.65	<b>0.768</b> <sub>(2.4%)</sub>	<b>31.37</b> <sub>(8.3%)</sub>	
SAV-Test (OOD)	RivaGAN (32)	0.941	25.13	0.740	13.02	0.776	13.66	0.812	14.94	0.868	19.17	0.502	2.05	0.811	15.68
	VideoSeal 0.0 (96)	0.945	68.05	0.914	57.84	0.834	43.75	0.933	65.09	0.897	57.69	0.716	16.33	0.903	58.21
	+ CAT	0.952	70.46	0.908	57.43	0.889	53.14	0.923	63.18	0.926	63.30	0.794	29.14	<b>0.913</b> <sub>(1.1%)</sub>	<b>59.97</b> <sub>(3.0%)</sub>
	VideoSeal 1.0 (256)	0.851	101.68	0.823	87.24	0.739	63.77	0.842	100.10	0.804	87.90	0.599	9.54	0.811	88.22
	+ CAT	0.841	95.59	0.827	89.13	0.808	82.13	0.834	94.25	0.832	93.66	0.752	55.46	<b>0.826</b> <sub>(1.9%)</sub>	<b>90.53</b> <sub>(2.6%)</sub>
	PixelSeal (128)	0.798	36.26	0.687	16.19	0.671	17.79	0.763	29.82	0.733	26.26	0.525	0.95	0.727	24.72
+ CAT	0.798	36.10	0.691	16.93	0.704	20.66	0.765	30.26	0.750	28.00	0.552	2.45	<b>0.737</b> <sub>(1.5%)</sub>	<b>25.85</b> <sub>(4.6%)</sub>	

**Table 10: Under compositional video attacks, CAT delivers its strongest gains on the hardest combined and temporal attack pairs, with especially large improvements for PixelSeal.** Compositional video watermarking results on in-distribution Movie-Gen-Bench (ID) and out-of-distribution SA-V (OOD). Each cell reports bit accuracy and capacity for pairwise augmentation-family compositions, including combined corruption pairs such as Comp+Comp and temporally structured pairs such as Temp+Temp. For VideoSeal and PixelSeal, the ‘+ CAT’ rows use Compositional Adversarial Training while the base rows use random augmentation training; higher is better for both metrics.

	Model (bits)	Val+Val		Val+Geom		Comp+Comp		Comp+Geom		Geom+Geom		Geom+Temp		Temp+Temp		Overall	
		Bit acc. (↑)	Capacity (↑)	Bit acc. (↑)	Capacity (↑)	Bit acc. (↑)	Capacity (↑)	Bit acc. (↑)	Capacity (↑)	Bit acc. (↑)	Capacity (↑)	Bit acc. (↑)	Capacity (↑)	Bit acc. (↑)	Capacity (↑)	Bit acc. (↑)	Capacity (↑)
Movie-Gen-Bench (ID)	RivaGAN (32)	0.701	8.57	0.740	10.03	0.715	9.03	0.740	10.01	0.772	11.05	0.820	14.54	0.873	18.98	0.758	11.39
	VideoSeal 0.0 (96)	0.947	69.20	0.978	82.26	0.825	40.55	0.975	81.26	0.961	76.52	0.978	82.34	0.904	60.87	0.967	79.19
	+ CAT	0.937	66.09	0.973	80.01	0.937	65.17	0.974	80.32	0.960	75.96	0.976	81.39	0.960	74.65	<b>0.972</b> <sub>(0.5%)</sub>	<b>79.52</b> <sub>(0.4%)</sub>
	VideoSeal 1.0 (256)	0.823	87.28	0.869	113.11	0.658	33.70	0.867	112.26	0.839	99.39	0.869	113.42	0.749	66.80	0.853	106.90
	+ CAT	0.829	89.90	0.860	107.49	0.809	78.77	0.857	105.42	0.835	95.19	0.859	106.48	0.835	93.55	<b>0.855</b> <sub>(0.3%)</sub>	<b>104.51</b> <sub>(0.2%)</sub>
	PixelSeal (128)	0.926	82.75	0.979	111.32	0.684	26.08	0.974	108.33	0.951	100.14	0.981	112.26	0.812	64.48	0.956	104.64
+ CAT	0.929	85.54	0.978	111.36	0.935	87.67	0.975	109.22	0.959	102.94	0.982	113.45	0.964	103.51	<b>0.976</b> <sub>(2.1%)</sub>	<b>110.10</b> <sub>(5.2%)</sub>	
SAV-Test (OOD)	RivaGAN (32)	0.757	12.04	0.804	14.42	0.765	12.57	0.791	13.93	0.844	16.31	0.886	19.91	0.929	23.94	0.816	15.71
	VideoSeal 0.0 (96)	0.921	61.62	0.960	75.47	0.777	32.79	0.957	74.38	0.939	69.05	0.959	75.16	0.866	53.00	<b>0.947</b>	<b>72.21</b>
	+ CAT	0.905	56.81	0.958	73.96	0.877	51.74	0.953	72.46	0.935	67.30	0.956	73.34	0.920	63.76	<b>0.951</b> <sub>(0.5%)</sub>	<b>72.13</b> <sub>(0.1%)</sub>
	VideoSeal 1.0 (256)	0.823	87.24	0.864	110.45	0.656	33.32	0.862	109.44	0.834	95.91	0.864	110.56	0.744	65.24	<b>0.848</b>	<b>104.30</b>
	+ CAT	0.827	89.13	0.850	101.99	0.782	69.44	0.848	101.16	0.827	91.11	0.849	101.94	0.814	85.39	<b>0.844</b> <sub>(0.5%)</sub>	<b>99.05</b> <sub>(5.0%)</sub>
	PixelSeal (128)	0.832	53.45	0.915	83.98	0.653	20.14	0.907	80.49	0.875	70.21	0.914	83.08	0.773	50.66	0.891	78.13
+ CAT	0.897	73.02	0.956	98.80	0.855	64.09	0.951	96.65	0.928	88.32	0.957	99.07	0.908	83.58	<b>0.948</b> <sub>(6.4%)</sub>	<b>96.18</b> <sub>(23.1%)</sub>	

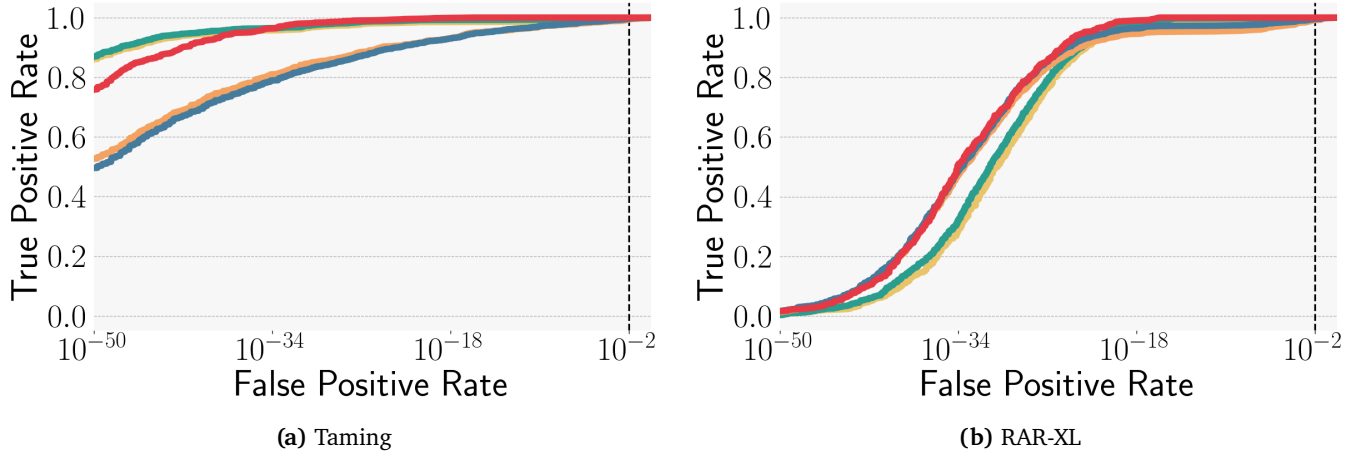


(a) Taming

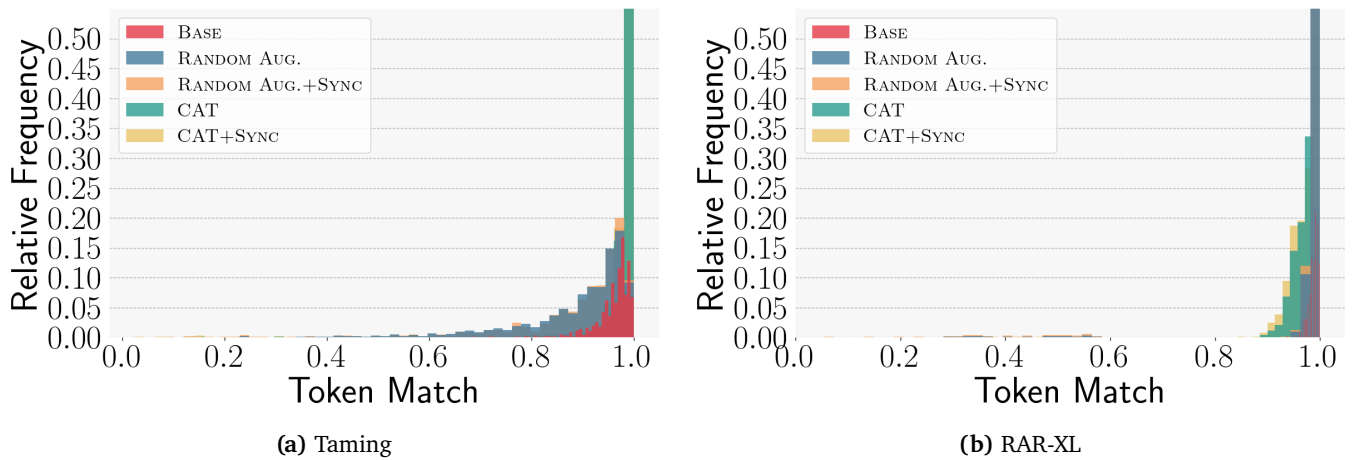


(b) RAR-XL

**Figure 6: Continuous attack sweeps for autoregressive watermark robustness.** Each panel plots TPR@FPR= 1% as the corruption strength varies. CAT consistently enlarges the robustness envelope over the Base watermark, while synchronization is particularly helpful for alignment-disrupting transformations such as cropping and horizontal flips.



**Figure 7: ROC curves for clean autoregressive watermark detection.** The dashed vertical line marks the operational false positive rate of  $10^{-2}$  used in Tables 11 and 12. Extreme low-FPR behavior depends on the backbone, but all methods approach near-perfect TPR at the operating point.



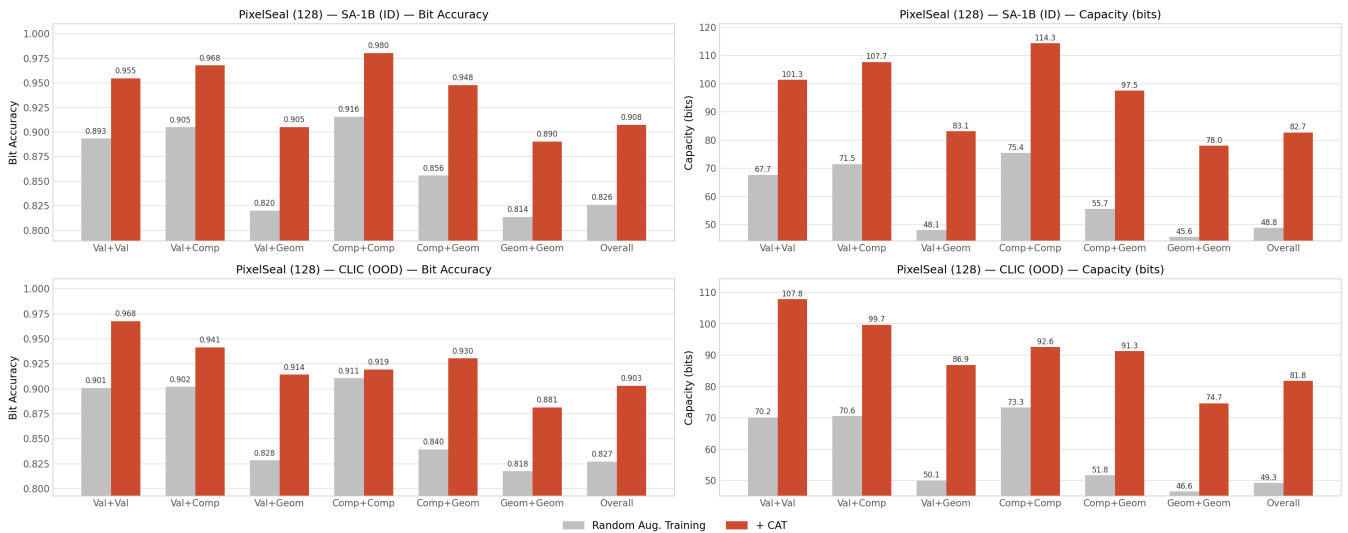
**Figure 8: Token-match histograms under clean evaluation.** Synchronization broadens the high-match distribution and introduces a modest left tail, consistent with a detector that tolerates mild token misalignment after retokenization instead of requiring exact positional correspondence.

**Table 11:** Autoregressive watermarking results for Taming-style generation, building on the WMAR framework of (Jovanović et al., 2025). Each entry reports TPR@FPR= 1% under no attack, value perturbations, geometric perturbations, adversarial purification, and neural compression. Entries below 50% are highlighted in red. Higher is better.

Method	None	Value	Geometric	Adv. Purif.	Neural Comp.
BASE	1.00	0.26	0.01	0.69	0.71
RANDOM AUG.	1.00	0.94	0.38	0.92	0.90
RANDOM AUG. + SYNC	0.99	0.90	0.74	0.92	0.89
CAT	1.00	0.94	0.52	0.89	0.87
CAT + SYNC	0.99	0.89	0.71	0.89	0.87

**Table 12:** Autoregressive watermarking results for RAR-XL generation, building on the WMAR framework of (Jovanović et al., 2025). Each entry reports TPR@FPR= 1% under no attack, value perturbations, geometric perturbations, adversarial purification, and neural compression. Entries below 50% are highlighted in red. Higher is better.

Method	None	Value	Geometric	Adv. Purif.	Neural Comp.
BASE	1.00	0.53	0.04	0.63	0.77
RANDOM AUG.	0.99	0.97	0.25	1.00	1.00
RANDOM AUG. + SYNC	0.99	0.95	0.38	1.00	1.00
CAT	1.00	0.92	0.35	0.99	0.98
CAT + SYNC	1.00	0.86	0.72	0.99	0.97



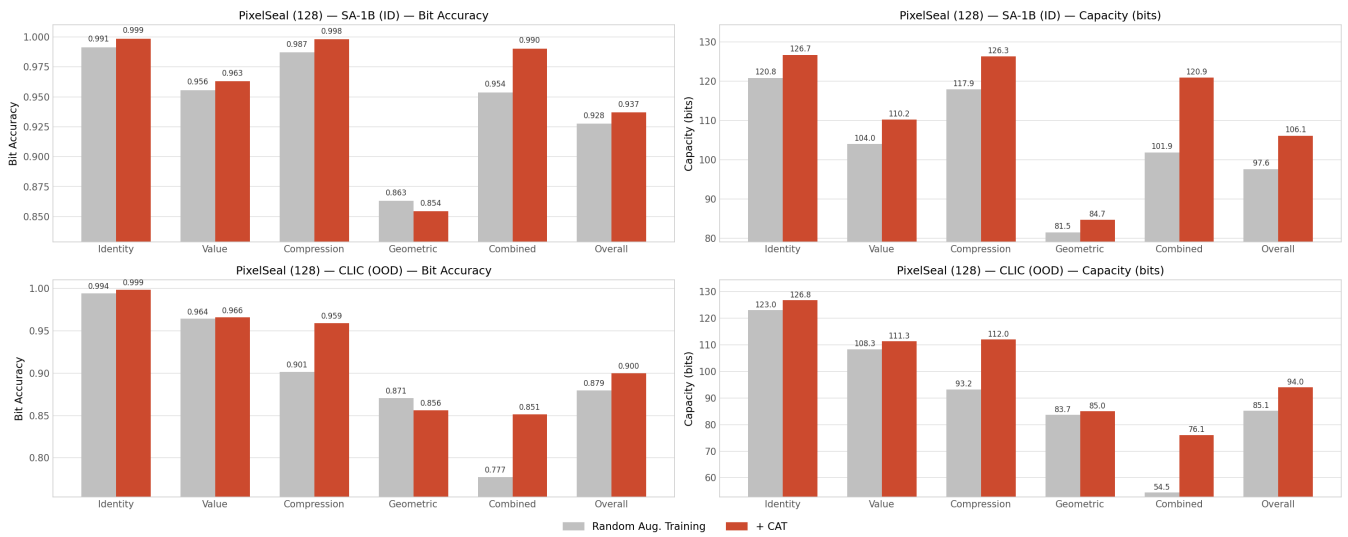
**Figure 9: Forward transfer from single-step training to two-step attack compositions.** Gray bars denote the random-augmentation training baseline and red bars denote CAT. CAT improves both bit accuracy and capacity across all reported composition families on SA-1B and CLIC, with the largest gains on the harder mixed and repeated compositions.

## G. Forward and Backward Transfer

**Transfer evaluation protocol.** We additionally evaluate whether the robustness learned by CAT transfers across attack depths. In the forward transfer setting, we take models trained with single-step attacks and test them on two-augmentation compositions. In the backward transfer setting, we take models trained with compositional two-step attacks and test them on single augmentations. Figures 9 and 10 summarize PixelSeal results on in-distribution SA-1B and out-of-distribution CLIC using the same bit-accuracy and capacity metrics as the main image experiments.

**Forward transfer shows that CAT learns robustness that generalizes to stronger, unseen attack compositions.** Figure 9 shows that the single-step CAT model substantially outperforms the single-step random-augmentation baseline when both are evaluated on two-step attack compositions. The gains are broad rather than isolated: on both SA-1B and CLIC, CAT improves both bit accuracy and capacity across every reported composition family, with especially large jumps in the harder mixed and repeated regimes. This pattern suggests that even when CAT is trained against only single-step adversaries, it still learns features that generalize to stronger composed perturbations.

**Backward transfer remains strong, indicating limited over-specialization to composed attacks.** Figure 10 shows the converse evaluation: models trained on compositional attacks remain competitive when the test-time attack collapses back to a single augmentation. Across both SA-1B and CLIC, compositional CAT improves most single-step families and the overall metrics, while the only consistent regression is a small dip in geometric bit accuracy even though geometric capacity still increases slightly. Overall, the figure indicates that compositional CAT does not simply memorize multi-step attack structure; instead, it mostly learns robustness that transfers back to simpler single-step corruptions.



**Figure 10: Backward transfer from compositional training to single-step attacks.** Gray bars denote the random-augmentation training baseline and red bars denote CAT. Compositional CAT improves most single-step families and the overall metrics on both SA-1B and CLIC, while geometric bit accuracy dips slightly even as geometric capacity improves.



Figure 11: Additional qualitative results.

## H. Qualitative Results

Figures 11–15 present additional qualitative examples for the image watermarking experiments discussed in the main paper.



Figure 12: Additional qualitative results.



Figure 13: Additional qualitative results.



Figure 14: Additional qualitative results.



Figure 15: Additional qualitative results.

## I. Broader Impact

The work has clear positive applications in provenance tracking, creator attribution, and misuse detection for synthetic or redistributed media. At the same time, stronger watermarking methods can be used in restrictive content-control settings, and stronger attack models can also facilitate watermark-removal research. We believe that exposing brittle robustness claims before deployment is beneficial, but any release of code or trained adversaries should be accompanied by clear documentation of these dual-use risks and by usage restrictions that discourage misuse.