

Tensor Cookbook: Mastering Tensors through Diagrams

Beheshteh T. Rakhshan^{1,2}, Guillaume Rabusseau^{1,2,3}

¹Mila & DIRO, ² Université de Montréal, ³ CIFAR AI Chair

arXiv:2605.16610v1 [cs.LG] 15 May 2026

Contents

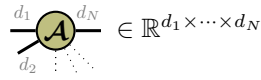
1	Tensor Networks Basics	6
1.1	What are Tensor Networks?	6
1.2	Inner Product, Outer Product, Trace and Norm	9
1.3	Copy Tensors (Hyperedges)	12
1.4	Matrix Factorization in Tensor Networks	14
2	Operations on Tensors	15
2.1	Permute and Reshape Tensors	16
2.2	Products	17
2.3	Some Useful Properties of Tensor Networks	22
3	Tensor Decompositions	25
3.1	CANDECOMP/PARAFAC (CP) Decomposition	25
3.2	Tucker Decomposition	27
3.3	Tensor Train (TT) Decomposition	30
3.4	Efficient Operations in TT Format	33
3.5	Other decompositions: Tensor Ring, PEPS & Hierarchical Tucker	36
4	Computing Gradients of Tensor Networks	37
4.1	Jacobians	37
4.2	Applications	40
5	Probability Distributions and Random Tensor Networks	43
5.1	Probability Distributions and Tensor Decompositions	43
5.1.1	Probability Distributions as Tensors	43
5.1.2	Tensor Train Parameterization of Probability Distributions	44
5.2	Computing Expectations of Random Tensor Networks	46
6	Conclusion	53

Notations

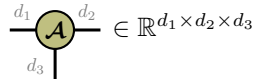
\mathcal{A}	General tensor containing $n \geq 0$ modes
$\mathcal{A} \in \mathbb{R}^{d_1 \times d_2 \times d_3}$	A third-order tensor \mathcal{A} with shape (d_1, d_2, d_3)
$\mathcal{A}_{i,j,k}$	The (i, j, k) 'th element of a third-order tensor \mathcal{A}
$\mathcal{A}_{i,:k}$	Mode-2 fiber of a third-order tensor \mathcal{A} , equivalent to a vector $\mathbf{v} \in \mathbb{R}^{d_2}$
$\mathcal{A}_{(2)}$	Mode-2 flattening of a (third-order) tensor \mathcal{A} , equivalent to a matrix $\mathbf{M} \in \mathbb{R}^{d_2 \times d_1 d_3}$
$\text{vec}(\mathcal{A})$	A vector obtained by concatenating mode- N fibers of \mathcal{A} , equivalent to a vector $\mathbf{a} \in \mathbb{R}^{d_1 d_2 d_3}$
$\mathcal{A} \circ \mathcal{B}$	The tensor product (equiv. outer product) of tensors \mathcal{A} and \mathcal{B}
$\langle \mathcal{A}, \mathcal{B} \rangle$	Inner product between tensors \mathcal{A} and \mathcal{B}
$\ \mathcal{A}\ _F$	Frobenius norm of the tensor \mathcal{A}
$\mathcal{A} \otimes \mathcal{B}$	The Kronecker product of tensors \mathcal{A} and \mathcal{B}
\mathbf{A}	A matrix; equivalently, a rank-2 tensor or tensor of order 2
\mathbf{A}_{ij}	The ij -th element of the matrix \mathbf{A}
\mathbf{A}^{-1}	The inverse matrix of matrix \mathbf{A}
\mathbf{A}^\top	The transposed matrix of matrix \mathbf{A}
\mathbf{I}	The identity matrix
$\mathbf{A} \odot \mathbf{B}$	The Khatri-Rao product of matrices \mathbf{A} and \mathbf{B}
$\mathbf{A} * \mathbf{B}$	The Hadamard product of matrices \mathbf{A} and \mathbf{B}
\mathbf{a}	Column vector; A rank-1 tensor
\mathbf{a}_i	The i -th element of vector \mathbf{a}
a	Scalar; A rank-0 tensor

Tensor Network Notations

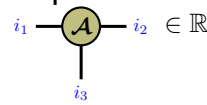
N -th order tensor \mathcal{A}



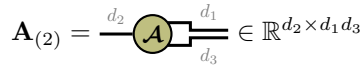
third-order tensor \mathcal{A}



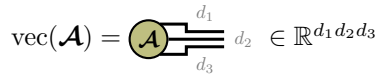
Tensor element $\mathcal{A}_{i_1, i_2, i_3}$



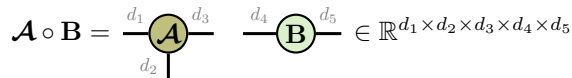
Mode-2 matricization of $\mathcal{A} \in \mathbb{R}^{d_1 \times d_2 \times d_3}$



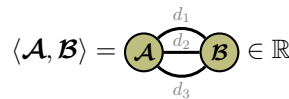
Vectorization of $\mathcal{A} \in \mathbb{R}^{d_1 \times d_2 \times d_3}$



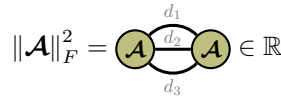
Outer product of two tensors



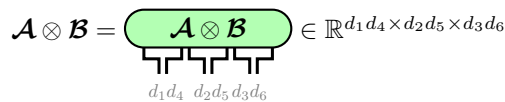
Inner product of two tensors



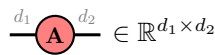
Frobenius norm of a tensor



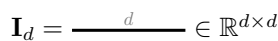
Kronecker product of two tensors



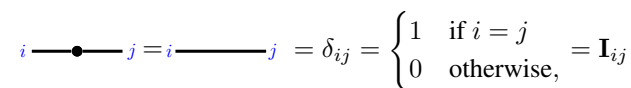
Second-order tensor (matrix) \mathbf{A}



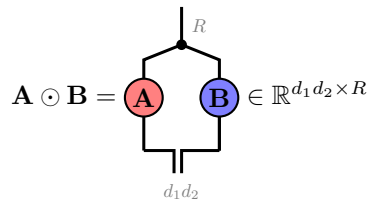
Identity matrix



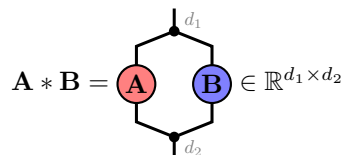
Kronecker delta



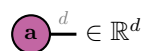
Khatri-Rao product



Hadamard Product



First-order tensor (vector) \mathbf{a}



Zero-order tensor (scalar) a



Introduction

High-dimensional data arise naturally in many areas of science and engineering, including machine learning, signal processing, computational physics, and statistics. Such data are often represented as tensors, i.e., multi-dimensional generalizations of matrices. While tensors provide a natural representation for multi-modal structure, their direct manipulation quickly becomes challenging as the order of the tensor grows: the number of parameters increases exponentially, and algebraic expressions involving many indices become difficult to interpret and implement.

Tensor networks (TNs) provide an effective framework for addressing these challenges. Originally introduced by Penrose et al. [1971] and extensively developed in the quantum physics community, the graphical language of tensor networks encodes tensor contractions as edges in a graph, a formalism that not only reduces notational overhead but also reveals structural properties of tensor operations that are obscured by index notation. Despite the central role of high-dimensional tensors in modern machine learning and numerical analysis, tensor network diagrams remain underutilized outside of quantum computing, partly due to the lack of a self-contained mathematical reference accessible to a broad technical audience. The goal of this manuscript is to provide a self-contained guide to tensor networks and their use in tensor algebra. We present the main operations on tensors, such as contractions, products, and reshaping, through graphical notation, and show how classical tensor decompositions and related computations can be naturally expressed in this framework. In addition, we illustrate how tensor networks simplify the derivation of gradients and the manipulation of high-dimensional probability distributions.

Throughout, we demonstrate that the diagrammatic approach does not merely simplify notation; it yields genuinely shorter and more transparent proofs of classical identities, rank bounds, and gradient formulas that would otherwise require laborious index manipulation.

Organization

This manuscript is organized into five chapters, each building on the previous to develop a complete and self-contained treatment of tensor networks.

Chapter 1: Tensor Network Basics. We introduce the graphical language of tensor networks from first principles. Tensors are represented as nodes with labeled legs, and contractions are encoded as shared edges. We develop the core operations: inner products, outer products, traces, and Frobenius norms within this framework, demonstrating how familiar matrix identities extend naturally to higher-order tensors. The chapter concludes with copy tensors (hyperedges) and graphical representations of matrix factorizations, including QR decomposition and singular value decomposition (SVD).

Chapter 2: Operations on Tensors. We treat tensor reshaping operations, fibers, slices, matricization, and vectorization, formally and graphically. We then develop the principal tensor products: the mode- n product, the Kronecker product, the Khatri-Rao product, and the Hadamard product, each accompanied by diagrammatic proofs of their key identities. The chapter closes with a general theorem bounding the rank of tensor matricizations via cuts in the tensor network graph, unifying several classical rank inequalities under a single framework.

Chapter 3: Tensor Decompositions. We present the three principal decomposition models for high-dimensional tensors. The CANDECOMP/PARAFAC (CP) decomposition expresses a tensor as a sum of rank-one terms; the Tucker decomposition generalizes this via a compressed core tensor and factor matrices, and the Tensor Train (TT) decomposition provides a chain-structured factorization whose parameter count scales linearly with tensor order. For each model, we provide the mathematical formulation, its tensor network diagram, rank characterizations, and computational algorithms, including Higher-Order SVD (HOSVD) for Tucker and the TT-SVD and Alternating Least Squares (ALS) algorithms for TT. We further discuss efficient algebraic operations in TT format and briefly survey advanced architectures, including Tensor Ring, Projected Entangled Pair States (PEPS), and Hierarchical Tucker decompositions.

Chapter 4: Computing Gradients of Tensor Networks. We develop a graphical calculus for the differentiation of tensor network functions. Starting from classical definitions of gradients and Jacobians, we establish that the Jacobian of a tensor network with respect to any core tensor is obtained simply by removing that core from the diagram. This yields transparent, diagram-level proofs of classical derivative identities, including gradients of quadratic forms and trace functionals, and extends naturally to networks where a core appears multiple times. We illustrate the framework with two applications: gradient-based optimization of the CP decomposition, and backpropagation through weight matrices parameterized in Matrix Product Operator (MPO) format.

Chapter 5: Probability Distributions and Random Tensor Networks. We explore two interconnected applications of tensor networks to probability and statistics. First, we show how joint probability distributions over discrete random variables can be encoded as tensors, and how marginals and conditionals reduce to simple diagrammatic operations. We then discuss how the Tensor Train format provides an efficient, structured parameterization of high-dimensional distributions, including Born Machine-style representations rooted in quantum physics. Second, we compute the expectations of random tensor networks whose entries are drawn from the standard normal distribution. Using Isserlis’ theorem and diagrammatic reasoning, we derive closed-form expressions for quantities such as $\mathbb{E}[\|\mathbf{AB}\|_F^2]$ and $\mathbb{E}[(\mathbf{A}^\top \mathbf{A})^{\otimes 2}]$ with a brevity that would be difficult to achieve through conventional index-based methods.

Target Audience

This manuscript is intended as a self-contained reference for researchers and practitioners who work with high-dimensional data and wish to develop fluency with tensor networks. The material is broadly accessible: a working knowledge of linear algebra at the level of a first undergraduate course, including matrix multiplication, QR decomposition, and SVD are sufficient for the majority of the text.

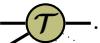
The presentation is designed to serve multiple communities simultaneously. For *mathematicians*, the manuscript provides rigorous definitions, rank characterizations, and algorithm analyses grounded in linear algebra theory. For *researchers in machine learning and data science*, it offers a practical toolkit to parameterize high-dimensional weight matrices, compute gradients through structured tensor decompositions, and compactly model complex distributions. For *physicists and quantum computing researchers*, it bridges the diagrammatic conventions of tensor networks with the language of applied mathematics.

All tensor network diagrams in this manuscript are typeset using L^AT_EX with the TikZ package, and the diagrammatic notation is gradually introduced so that no prior exposure to tensor network diagrams is assumed.

1 Tensor Networks Basics

As their order increases, representing and working with tensors becomes more complicated. Tensor networks provide an efficient framework for working with these high-order objects, simplifying both their representation and analysis. The graphical notation of tensor networks offers an intuitive way to visualize and simplify complex tensor operations [Orús, 2014, Biamonte and Bergholm, 2017]. In this section, we introduce basic notions on tensors and common tensor operations using the language of tensor networks.

1.1 What are Tensor Networks?

As their name suggests, Tensor Networks (TNs) are simply tensors connected to each other to form a network. More precisely, a tensor network is a graph in which vertices represent *tensors* and edges represent *contracted* indices (shared modes). The graphical notation for tensor networks was first introduced by Penrose et al. [1971]. Tensors are represented by shapes with legs (edges), i.e., . We will use different shapes, such as rectangles, triangles, or

circles, and various colors to represent tensors. Shapes and colors serve mainly as visual cues. The *order* of a tensor is its number of dimensions, e.g., an N -th order tensor $\mathcal{T} \in \mathbb{R}^{d_1 \times \dots \times d_N}$ is a multidimensional array of scalars $\mathcal{T}_{i_1, \dots, i_N}$ indexed by N indices $i_1 \in [d_1], i_2 \in [d_2], \dots, i_N \in [d_N]$. Each axis is called a *mode* of a tensor: an N -th order tensor has N modes.

Tensors naturally generalize vectors and matrices to higher-order arrays. As the order increases, representing these arrays becomes more challenging. *Tensor networks* provide a simple and intuitive way to represent and manipulate these higher-order objects. Complex operations on tensors can be represented more easily with graphical notations of tensor networks [Biamonte and Bergholm, 2017, Orús, 2014].


Tensor Network Nodes In a tensor network, each node (or vertex) represents a tensor, and the number of legs (incident edges) corresponds to the order of the tensor: scalars are nodes with no edges, vector nodes have a single edge, matrix nodes have two edges, and so on. For example,

$$a \in \mathbb{R}, \mathbf{a} \in \mathbb{R}^d, \mathbf{A} \in \mathbb{R}^{d_1 \times d_2}, \mathcal{A} \in \mathbb{R}^{d_1 \times d_2 \times d_3}, \mathcal{B} \in \mathbb{R}^{d_1 \times d_2 \times d_3 \times d_4}.$$

represent a scalar, a vector, a matrix, a third- and a fourth-order tensors, respectively. Throughout this manuscript,

- Tensors are represented by colored shapes called nodes, where the colors and shapes have no specific meaning (unless stated otherwise).
- We use lower case letters for scalars (e.g., a), bold lower case letters for vectors (e.g., \mathbf{v}), bold upper case letters for matrices (e.g., \mathbf{M}), and bold upper case calligraphic letters for higher-order tensors (e.g., \mathcal{T}).
- The dimension of each mode of a tensor is depicted by a gray letter positioned at the top of the corresponding leg,

e.g., $\mathcal{A} \in \mathbb{R}^{d_1 \times d_2 \times d_3}$, is a third-order tensor of size $d_1 \times d_2 \times d_3$.

$\mathcal{A}_{i,j,k} = i$  j is the (i, j, k) -th element of the third-order tensor \mathcal{A} .

Note that large matrices can sometimes be viewed as high-order tensors through reshaping, e.g.,

$$\mathbf{T} = \mathbf{T} \in \mathbb{R}^{I_1 I_2 I_3 I_4 \times J_1 J_2 J_3 J_4} \equiv \mathcal{T} \in \mathbb{R}^{I_1 \times I_2 \times I_3 \times I_4 \times J_1 \times J_2 \times J_3 \times J_4}.$$

Tensor Network Edges In tensor network diagram, legs are of two types: contracted legs (those connecting two tensors) and un-contracted legs, also called free legs, with one dangling end (i.e., a leg that is not connected to any other tensor). As mentioned above, un-contracted legs correspond to free indices: the number of free legs indicates the order of a tensor: scalars have no free legs, vectors have one, matrices have two, and higher-order tensors have three or more. Contracted legs represent contractions: tensors can be connected along legs of the same size, which represents a summation (contraction) over the connected modes. We use the terms summation and contraction interchangeably. The most common contraction operation is *matrix multiplication*. For two matrices $\mathbf{A} \in \mathbb{R}^{d_1 \times R}$, $\mathbf{B} \in \mathbb{R}^{R \times d_2}$, their matrix product corresponds to a contraction between the second mode of \mathbf{A} and the first mode of \mathbf{B} :

$$(\mathbf{AB})_{ij} = i \text{---} \mathbf{A} \text{---} \mathbf{B} \text{---} j = \sum_{r=1}^R \mathbf{A}_{ir} \mathbf{B}_{rj}, \quad \text{for } i \in [d_1], j \in [d_2]. \quad (1)$$

Since this equality is true for all indices i and j , we can simply write

$$\mathbf{AB} = \mathbf{A} \text{---} \mathbf{B} \in \mathbb{R}^{d_1 \times d_2}. \quad (2)$$

In the above diagram, we can see that there is a connection between the legs of the same size R . This is consistent with matrix multiplication where there is a sum over indices with the same dimension. Finally, since the resulting diagram has two free legs, it represents a matrix. Here, the final object is a matrix which can be represented as a single node, demonstrating how nodes can be merged in tensor networks:

$$\mathbf{AB} = \mathbf{M} \Leftrightarrow \mathbf{A} \text{---} \mathbf{B} = \mathbf{M}.$$

Contraction between two matrices can directly be extended to contractions between a matrix and a vector, a tensor and a matrix, a tensor a matrix and a vector products, etc. Here are some examples of tensor networks with their corresponding mathematical expressions:

$$\mathbf{A} \in \mathbb{R}^{d_1 \times R}, \mathbf{v} \in \mathbb{R}^R : i \text{---} \mathbf{A} \text{---} \mathbf{v} = \sum_{r=1}^R \mathbf{A}_{ir} \mathbf{v}_r, \quad (3)$$

$$\mathcal{A} \in \mathbb{R}^{d_1 \times R \times d_2}, \mathbf{A} \in \mathbb{R}^{R \times d_3} : \begin{array}{c} i \text{---} \textcircled{\mathcal{A}} \text{---} \textcircled{\mathbf{A}} \text{---} k \\ | \\ j \end{array} = \sum_{r=1}^R \mathcal{A}_{ijr} \mathbf{A}_{rk}, \quad (4)$$

$$\mathcal{A} \in \mathbb{R}^{d_1 \times R \times d_2}, \mathbf{A} \in \mathbb{R}^{R \times d_3}, \mathbf{v} \in \mathbb{R}^{d_3} : \begin{array}{c} i \text{---} \textcircled{\mathcal{A}} \text{---} \textcircled{\mathbf{A}} \text{---} \textcircled{\mathbf{v}} \\ | \\ j \end{array} = \sum_{r=1}^R \sum_{k=1}^{d_3} \mathcal{A}_{ijr} \mathbf{A}_{rk} \mathbf{v}_k. \quad (5)$$

As we can see in all diagrams above, edges between two nodes represent summations. They also indicate that two tensors share dimensions of the same size on the corresponding mode. As explained before, the number of free legs in the tensor network corresponds to the order of the tensor it represents. For the previous examples, we have

$$\begin{array}{c} d_1 \\ \textcircled{\mathbf{A}} \text{---} \textcircled{\mathbf{v}} \in \mathbb{R}^{d_1}, \\ \textcircled{\mathcal{A}} \text{---} \textcircled{\mathbf{A}} \text{---} \textcircled{\mathbf{v}} \in \mathbb{R}^{d_1 \times d_2 \times d_3}, \\ | \\ d_2 \end{array}, \quad \text{and} \quad \begin{array}{c} d_1 \\ \textcircled{\mathcal{A}} \text{---} \textcircled{\mathbf{A}} \text{---} \textcircled{\mathbf{v}} \in \mathbb{R}^{d_1 \times d_2}. \\ | \\ d_2 \end{array}$$

From mathematical expressions to tensor networks, and back Tensor networks are simple to work with because there are no strict rules for representing legs and nodes. In tensor network diagrams, nodes and edges can be positioned arbitrarily in the plane, only the graph structure matters. For example, when translating matrix multiplication into a tensor network diagram, the key feature is to ensure the dimension of the connected legs are consistent, e.g., for $\mathbf{A} \in \mathbb{R}^{d_1 \times R}$, $\mathbf{B} \in \mathbb{R}^{R \times d_2}$ all diagrams below illustrate the *same* matrix multiplication:

$$\mathbf{AB} = \begin{array}{c} d_1 \\ \textcircled{\mathbf{A}} \text{---} \textcircled{\mathbf{B}} \\ | \\ d_2 \end{array} = \begin{array}{c} d_1 \\ \textcircled{\mathbf{A}} \text{---} \textcircled{\mathbf{B}} \\ | \\ d_2 \end{array} = \begin{array}{c} d_2 \\ \textcircled{\mathbf{B}} \text{---} \textcircled{\mathbf{A}} \\ | \\ d_1 \end{array} = \begin{array}{c} d_1 \\ \textcircled{\mathbf{A}} \\ | \\ \textcircled{\mathbf{B}} \\ | \\ d_2 \end{array}.$$

Note that because of the sizes of $\mathbf{A} \in \mathbb{R}^{d_1 \times R}$ and $\mathbf{B} \in \mathbb{R}^{R \times d_2}$, there is only one way to do the contraction between the two; hence, there would be no ambiguity in the diagrams above even if we omitted the dimensions on the edges.

Conversely, translating tensor network diagrams into mathematical formulations can lead to multiple interpretations.

For example, the following matrix multiplication diagram $\begin{array}{c} d_1 \\ \textcircled{\mathbf{A}} \text{---} \textcircled{\mathbf{B}} \\ | \\ d_2 \end{array}$ can be interpreted differently depending on what we choose the shapes of \mathbf{A} , \mathbf{B} and the resulting matrix to be:

- if $\mathbf{A} \in \mathbb{R}^{d_1 \times R}$, $\mathbf{B} \in \mathbb{R}^{R \times d_2}$ and the result is of size $d_1 \times d_2$, then the diagram represents the product \mathbf{AB} ,
- if $\mathbf{A} \in \mathbb{R}^{R \times d_1}$, $\mathbf{B} \in \mathbb{R}^{R \times d_2}$ and the result is of size $d_1 \times d_2$, then the diagram represents the product $\mathbf{A}^T \mathbf{B}$,
- if $\mathbf{A} \in \mathbb{R}^{R \times d_1}$, $\mathbf{B} \in \mathbb{R}^{R \times d_2}$ and the result is of size $d_2 \times d_1$, then the diagram represents the product $\mathbf{B}^T \mathbf{A}$,
- ...

Therefore, one should be mindful when translating tensor network diagrams into mathematical formulations. But this is also what makes tensor networks very useful! When we are working with the diagrams, rather than mathematical expressions, we do not need to care about, e.g., transposes.

Contracting two legs of the same node. As explained previously, any two legs of the same dimension can be connected to form an edge in a tensor network, even two legs corresponding to the same node. Consider for example a fifth-order tensor $\mathcal{T} \in \mathbb{R}^{d_1 \times d_2 \times d_3 \times d_2 \times d_4}$. Since its 2nd and 4th modes have the same dimension, we can contract them together. Since the resulting tensor network has 3 dangling legs, it represents a third-order tensor:

$$\begin{array}{c} \textcircled{\mathcal{T}} \\ | \quad | \quad | \quad | \\ d_1 \quad d_2 \quad d_3 \quad d_4 \end{array} \in \mathbb{R}^{d_1 \times d_2 \times d_3 \times d_2 \times d_4}, \quad \begin{array}{c} \textcircled{\mathcal{T}} \\ | \quad | \quad | \\ i_1 \quad i_3 \quad i_4 \\ | \\ d_2 \end{array} = \sum_{i_2=1}^{d_2} \mathcal{T}_{i_1, i_2, i_3, i_2, i_4}, \quad \text{and} \quad \begin{array}{c} \textcircled{\mathcal{T}} \\ | \quad | \quad | \\ d_1 \quad d_3 \quad d_4 \\ | \\ d_2 \end{array} \in \mathbb{R}^{d_1 \times d_3 \times d_4}.$$

When contracting two legs of an N -th order tensor, the resulting tensor is of order $N - 2$. This is closely related to the notion of *partial trace* that we will present later.

1.2 Inner Product, Outer Product, Trace and Norm

In this section, we use tensor networks to show how the classical notions of inner product, outer product, trace, and norm can be generalized to higher-order tensors.

Inner product Similarly to the classical inner (Euclidean) product between vectors, the inner product of two N -th order tensors $\mathcal{S}, \mathcal{T} \in \mathbb{R}^{d_1 \times \dots \times d_N}$ is the sum of the products of their entries:

$$\langle \mathcal{S}, \mathcal{T} \rangle = \sum_{i_1=1}^{d_1} \dots \sum_{i_N=1}^{d_N} \mathcal{S}_{i_1 \dots i_N} \mathcal{T}_{i_1 \dots i_N}.$$

In a tensor network diagram, the summation over all dimensions is obtained by connecting all the legs of the two tensors. This results in a tensor network without free legs, representing a scalar. For example, for vectors $\mathbf{a} \in \mathbb{R}^{d \times 1}$, $\mathbf{b} \in \mathbb{R}^{d \times 1}$ we have

$$\langle \mathbf{a}, \mathbf{b} \rangle = \sum_{i=1}^d \mathbf{a}_i \mathbf{b}_i = \text{a} \text{---}^d \text{b}, \quad (6)$$

and for two third-order tensors $\mathcal{S}, \mathcal{T} \in \mathbb{R}^{d_1 \times d_2 \times d_3}$ we have

$$\langle \mathcal{S}, \mathcal{T} \rangle = \sum_{i_1=1}^{d_1} \sum_{i_2=1}^{d_2} \sum_{i_3=1}^{d_3} \mathcal{S}_{i_1 i_2 i_3} \mathcal{T}_{i_1 i_2 i_3} = \text{S} \text{---}^{d_1, d_2, d_3} \text{T}.$$

In this book, we will focus only on real-valued tensors, but the tensor network formalism can easily be adapted to complex-valued ones. For example, if the two tensors were complex-valued, one would have to take the conjugates of the entries of the second tensor, which could be indicated in the tensor network by having node \mathcal{T}^* (component-wise conjugate) instead of \mathcal{T} .

Outer product Recall that the outer product of two vectors $\mathbf{u} \in \mathbb{R}^m$, $\mathbf{v} \in \mathbb{R}^n$ is the $m \times n$ rank-one matrix $\mathbf{u}\mathbf{v}^\top$. This operation can be generalized to any number of tensors. For example, the outer product of N vectors, $\mathbf{a}_1 \in \mathbb{R}^{d_1}, \dots, \mathbf{a}_N \in \mathbb{R}^{d_N}$, is the tensor of order N defined by

$$(\mathbf{a}_1 \circ \mathbf{a}_2 \circ \dots \circ \mathbf{a}_N)_{i_1, i_2, \dots, i_N} = (\mathbf{a}_1)_{i_1} (\mathbf{a}_2)_{i_2} \dots (\mathbf{a}_N)_{i_N} \text{ for all } i_1 \in [d_1], \dots, i_N \in [d_N].$$

Such a tensor is called a **rank-one** tensor. The diagram below illustrates the outer product of N vectors:

$$\mathbf{a}_1 \circ \mathbf{a}_2 \circ \dots \circ \mathbf{a}_N = \begin{array}{c} \text{a}_1 \\ | \\ d_1 \end{array} \begin{array}{c} \text{a}_2 \\ | \\ d_2 \end{array} \dots \begin{array}{c} \text{a}_N \\ | \\ d_N \end{array} \in \mathbb{R}^{d_1 \times \dots \times d_N}.$$

As a special case, for $N = 2$, we have $\mathbf{a}_1 \circ \mathbf{a}_2 = \mathbf{a}_1 \mathbf{a}_2^\top \in \mathbb{R}^{d_1 \times d_2}$. As we see in the tensor network diagram of the outer product, there are no shared edges, which indeed reflects that no contraction (summation) occurs in an outer product. The notion of an outer product can naturally be extended to higher-order tensors. Let $\mathcal{A} \in \mathbb{R}^{m_1 \times \dots \times m_p}$ and $\mathcal{B} \in \mathbb{R}^{n_1 \times \dots \times n_q}$. The outer product of \mathcal{A} and \mathcal{B} is the tensor of order $p + q$ defined by

$$(\mathcal{A} \circ \mathcal{B})_{i_1, i_2, \dots, i_p, j_1, j_2, \dots, j_q} = \mathcal{A}_{i_1, i_2, \dots, i_p} \mathcal{B}_{j_1, j_2, \dots, j_q}.$$

Like for vectors, the tensor networks of the outer product is simply obtained by juxtaposing the corresponding nodes without adding any edge:

$$\mathcal{A} \circ \mathcal{B} = \begin{array}{c} m_1 \\ \text{A} \\ m_2 \end{array} \begin{array}{c} m_p \\ \text{B} \\ n_2 \end{array} \dots \begin{array}{c} n_1 \\ \text{B} \\ n_q \end{array} \in \mathbb{R}^{m_1 \times \dots \times m_p \times n_1 \times \dots \times n_q}.$$

More generally, for any arbitrary number of tensors with arbitrary orders, the tensor network diagram of their outer product is obtained by simply placing them next to each other, e.g., for $\mathcal{T} \in \mathbb{R}^{d_1 \times d_2 \times d_3 \times d_4}$, $\mathbf{A} \in \mathbb{R}^{m \times n}$ and $\mathbf{v} \in \mathbb{R}^p$

$$\mathbf{A} \circ \mathcal{T} \circ \mathbf{v} = \text{---} \overset{m}{\text{---}} \textcircled{\mathbf{A}} \text{---} \overset{n}{\text{---}} \textcircled{\mathcal{T}} \text{---} \overset{d_1}{\text{---}} \overset{d_2}{\text{---}} \overset{d_3}{\text{---}} \overset{d_4}{\text{---}} \textcircled{\mathbf{v}} \text{---} \overset{p}{\text{---}} \in \mathbb{R}^{m \times n \times d_1 \times d_2 \times d_3 \times d_4 \times p},$$

is defined element-wise by $(\mathbf{A} \circ \mathcal{T} \circ \mathbf{v})_{i_1 i_2 j_1 j_2 j_3 j_4 k} = \mathbf{A}_{i_1 i_2} \mathcal{T}_{j_1 \dots j_4} \mathbf{v}_k$, where $i_1 \in [m], i_2 \in [n], j_l \in [d_l]$ for $l \in [4]$ and $k \in [p]$.

In the proposition below we show a simple visual proof of the fact that inner products of outer products are products of inner products.

Proposition 1. Let $\mathcal{X}, \mathcal{T} \in \mathbb{R}^{d_1 \times d_2 \times \dots \times d_N}$ with $\mathcal{X} = \mathbf{a}_1 \circ \mathbf{a}_2 \circ \dots \circ \mathbf{a}_N$ and $\mathcal{T} = \mathbf{t}_1 \circ \mathbf{t}_2 \circ \dots \circ \mathbf{t}_N$, then $\langle \mathcal{X}, \mathcal{T} \rangle = \prod_{n=1}^N \langle \mathbf{a}_n, \mathbf{t}_n \rangle$.

Proof.

$$\begin{aligned} \langle \mathcal{X}, \mathcal{T} \rangle &= \left\langle \begin{array}{c} \textcircled{\mathbf{a}_1} \quad \textcircled{\mathbf{a}_2} \quad \dots \quad \textcircled{\mathbf{a}_N} \\ \downarrow \quad \downarrow \quad \dots \quad \downarrow \\ d_1 \quad d_2 \quad \dots \quad d_N \end{array}, \begin{array}{c} \textcircled{\mathbf{t}_1} \quad \textcircled{\mathbf{t}_2} \quad \dots \quad \textcircled{\mathbf{t}_N} \\ \uparrow \quad \uparrow \quad \dots \quad \uparrow \\ d_1 \quad d_2 \quad \dots \quad d_N \end{array} \right\rangle \\ &= \begin{array}{c} \textcircled{\mathbf{a}_1} \quad \textcircled{\mathbf{a}_2} \quad \dots \quad \textcircled{\mathbf{a}_N} \\ \downarrow \quad \downarrow \quad \dots \quad \downarrow \\ d_1 \quad d_2 \quad \dots \quad d_N \end{array} = \prod_{n=1}^N \langle \mathbf{a}_n, \mathbf{t}_n \rangle. \end{aligned}$$

□

Edge of dimension one = no edge Note that in tensor network diagrams, an edge of size one is equivalent to having no edge. For example, in the matrix multiplication, if the contraction edge is of size one, it is equivalent to the outer product of vectors:

$$\begin{aligned} \mathbf{A} \in \mathbb{R}^{p \times 1}, \quad \mathbf{B} \in \mathbb{R}^{1 \times q}, \quad (\mathbf{AB})_{ij} &= i \text{---} \textcircled{\mathbf{A}} \overset{1}{\text{---}} \textcircled{\mathbf{B}} \text{---} j \\ &= \sum_{k=1}^1 \mathbf{A}_{i1} \mathbf{B}_{1j} = i \text{---} \textcircled{\mathbf{a}} \quad \textcircled{\mathbf{b}} \text{---} j \\ &= (\mathbf{a} \circ \mathbf{b})_{ij}, \end{aligned}$$

where \mathbf{a} is the unique column of \mathbf{A} and \mathbf{b} the unique row of \mathbf{B} .

Trace The trace operation is a special case of tensor contraction applied on square matrices. In tensor networks, the trace is naturally represented by a loop (self-edge) connecting the two legs of the matrix:

$$\mathbf{A} \in \mathbb{R}^{d \times d}, \quad \text{tr}(\mathbf{A}) = \sum_{i=1}^d \mathbf{A}_{ii} = \textcircled{\mathbf{A}}^d.$$

Since there are no free legs, it is consistent with the fact that the trace is a scalar. Tensor network diagrams offer a very simple proof of the invariance of the trace under cyclic permutation. Let's start with the trace of the product of two matrices $\mathbf{A} \in \mathbb{R}^{d \times R}$ and $\mathbf{B} \in \mathbb{R}^{R \times d}$. As we explained before, when drawing the graph of a tensor network, only the graph structure is important. This allows us to see that

$$\text{tr}(\mathbf{AB}) = \textcircled{\mathbf{A}} \overset{d}{\text{---}} \textcircled{\mathbf{B}} \overset{R}{\text{---}} \textcircled{\mathbf{A}} \overset{d}{\text{---}} \textcircled{\mathbf{B}} = d \textcircled{\mathbf{B}} \overset{R}{\text{---}} \textcircled{\mathbf{A}} \overset{d}{\text{---}} \textcircled{\mathbf{B}} = \textcircled{\mathbf{B}} \overset{R}{\text{---}} \textcircled{\mathbf{A}} \overset{d}{\text{---}} \textcircled{\mathbf{B}} = \text{tr}(\mathbf{BA}),$$

and similarly for three matrices $\mathbf{A} \in \mathbb{R}^{m \times n}$, $\mathbf{B} \in \mathbb{R}^{n \times p}$, $\mathbf{C} \in \mathbb{R}^{p \times m}$, we have

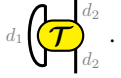
$$\text{tr}(\mathbf{ABC}) = \begin{array}{c} \overbrace{\text{A} \text{---} \text{B} \text{---} \text{C}}^m \\ \text{A} \text{---} \text{B} \text{---} \text{C} \\ \underbrace{\hspace{1.5cm}}_p \end{array} = \begin{array}{c} \text{A} \\ \text{B} \text{---} \text{C} \\ \underbrace{\hspace{1.5cm}}_p \end{array} = \begin{array}{c} \overbrace{\text{C} \text{---} \text{A} \text{---} \text{B}}^p \\ \text{C} \text{---} \text{A} \text{---} \text{B} \\ \underbrace{\hspace{1.5cm}}_m \end{array} = \text{tr}(\mathbf{CAB}).$$

Note that the equalities between the tensor network diagrams are trivial: we just changed the nodes' position without changing the underlying graph's structure. We thus simply interpreted the same diagram in two ways, leading to a less trivial equality between $\text{tr}(\mathbf{ABC})$ and $\text{tr}(\mathbf{CAB})$.

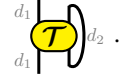
Partial traces The *partial trace* is a common operation used in particular in the context of modeling many-body quantum systems, where density matrices of a part of a system are obtained by performing a partial trace of the density matrix of the whole system. Without delving into the specifics of quantum systems, consider a square matrix of dimension $d_1 d_2 \times d_1 d_2$ which we interpret as a fourth-order tensor \mathcal{T} .



The partial trace of \mathcal{T} over the subspace \mathbb{R}^{d_1} is the $d_2 \times d_2$ matrix obtained by “tracing out” the d_1 dimension by connecting the corresponding legs: \mathcal{T} .



Similarly, the partial trace of \mathcal{T} over the subspace \mathbb{R}^{d_2} is the $d_1 \times d_1$ matrix \mathcal{T} .



Tensor Frobenius Norm The Frobenius norm of a tensor $\mathcal{A} \in \mathbb{R}^{d_1 \times \dots \times d_N}$ is the square root of the sum of its squared elements (i.e., the square root of the inner product with itself). In tensor networks, the norm of a third-order tensor $\mathcal{A} \in \mathbb{R}^{d_1 \times d_2 \times d_3}$ is represented as

$$\|\mathcal{A}\|_F^2 = \langle \mathcal{A}, \mathcal{A} \rangle = \sum_{i_1=1}^{d_1} \sum_{i_2=1}^{d_2} \sum_{i_3=1}^{d_3} \mathcal{A}_{i_1 i_2 i_3}^2 = \mathcal{A} \mathcal{A}.$$

It is a direct and natural generalization of the matrix Frobenius norm:

$$\|\mathbf{A}\|_F^2 = \text{tr}(\mathbf{AA}^\top) = \text{tr}(\mathbf{A}^\top \mathbf{A}) = \mathbf{A} \mathbf{A}.$$

Frobenius norm of outer products Using tensor networks, it is almost trivial to show that the Frobenius norm of an outer product is equal to the product of the Frobenius norms. E.g., for $\mathbf{A} \in \mathbb{R}^{m \times n}$ and $\mathcal{T} \in \mathbb{R}^{d_1 \times d_2 \times d_3}$, we have

$$\mathbf{A} \circ \mathcal{T} = \mathbf{A} \mathcal{T}$$

and thus

$$\|\mathbf{A} \circ \mathcal{T}\|_F^2 = \left\| \mathbf{A} \circ \mathcal{T} \right\|_F^2 = \mathbf{A} \circ \mathcal{T} \mathbf{A} \circ \mathcal{T} = \mathbf{A} \mathbf{A} \mathcal{T} \mathcal{T} = \|\mathbf{A}\|_F^2 \|\mathcal{T}\|_F^2.$$

Example We conclude this section with a last example showing how the tensor network graphical notation is very useful for representing complicated operations on tensors:

$$\begin{aligned}
 & \text{Diagram: } \begin{array}{c} \text{--- } k \\ | \\ \text{--- } \mathcal{T} \text{--- } l \\ / \quad \backslash \\ \text{--- } R \quad \text{--- } R \\ / \quad \backslash \\ \text{--- } i \quad \text{--- } j \\ | \quad | \\ \text{--- } R \quad \text{--- } R \\ \backslash \quad / \\ \text{--- } \mathcal{S} \quad \text{--- } \mathcal{A} \\ | \quad | \\ \text{--- } R \quad \text{--- } R \\ \backslash \quad / \\ \text{--- } \mathcal{A} \quad \text{--- } \mathcal{A} \end{array} = \sum_{r_1=1}^R \sum_{r_2=1}^R \sum_{r_3=1}^R \sum_{r_4=1}^R \sum_{r_5=1}^R \mathcal{S}_{i r_1 r_2} \mathcal{A}_{r_2 r_3 r_5} \mathcal{T}_{i k l r_1 r_3 r_4} \mathcal{A}_{r_4 r_5} \\
 & = \text{Diagram: } \begin{array}{c} \text{--- } j \\ | \\ \text{--- } \mathcal{H} \text{--- } k \\ | \\ \text{--- } l \end{array} \quad (7)
 \end{aligned}$$

1.3 Copy Tensors (Hyperedges)

Sometimes, one needs to represent a simultaneous contraction shared among more than two tensors. Consider, for example, the following contraction between three vectors, $\mathbf{a} \in \mathbb{R}^d$, $\mathbf{b} \in \mathbb{R}^d$, and $\mathbf{c} \in \mathbb{R}^d$ to obtain a scalar: $\sum_{i=1}^d \mathbf{a}_i \mathbf{b}_i \mathbf{c}_i$. This operation can be depicted in tensor networks using a special tensor called *copy tensor*. The copy tensor is equivalent to a Kronecker delta, i.e., a hyper-diagonal tensor with ones on the diagonal and zeros elsewhere, and is represented as a black dot in tensor network diagrams. E.g., the copy tensor is defined element-wise as

$$\left(\text{---} \cdot \text{---} \right)_{ijk} = \delta_{ijk} = \begin{cases} 1 & \text{if } i = j = k \\ 0 & \text{otherwise} \end{cases} .$$

Using the copy tensor, the 3-way contraction mentioned above can be represented as

$$\begin{array}{c} \text{--- } d \quad \text{--- } d \\ | \quad | \\ \text{--- } d \quad \text{--- } d \\ | \quad | \\ \text{--- } d \quad \text{--- } d \\ \backslash \quad / \\ \text{--- } \mathbf{a} \quad \text{--- } \mathbf{b} \\ | \quad | \\ \text{--- } d \quad \text{--- } d \\ \backslash \quad / \\ \text{--- } \mathbf{c} \end{array} = \sum_{i,j,k=1}^d \delta_{ijk} \mathbf{a}_i \mathbf{b}_j \mathbf{c}_k = \sum_{i=1}^d \mathbf{a}_i \mathbf{b}_i \mathbf{c}_i .$$

We now give a more formal definition of the copy tensor of arbitrary order N .

Definition 1. N -th order copy tensor is the tensor of shape $\underbrace{d \times d \cdots \times d}_{N \text{ times}}$ defined by

$$\text{---} \cdot \text{---} = \sum_{i=1}^d \underbrace{\mathbf{e}_i \circ \mathbf{e}_i \circ \cdots \circ \mathbf{e}_i}_{N \text{ times}} ,$$

where $\mathbf{e}_1, \mathbf{e}_2, \dots, \mathbf{e}_d$ are the vectors of the canonical basis of \mathbb{R}^d .

The name copy tensor comes from the fact that one can "copy" the canonical vectors by contraction with the copy tensor. Indeed, let $\mathbf{e}_i \in \mathbb{R}^d$ be a canonical basis vector, then one can check that = . Here is a

short proof of this fact:

$$\begin{aligned} \left(\begin{array}{c} \textcircled{\mathbf{e}_i} \text{---}^d \text{---}^d \\ | \\ \text{---}^d \end{array} \right)_{jk} &= \sum_s (\mathbf{e}_i)_s \delta_{sjk} = \sum_s \delta_{is} \delta_{sjk} = \delta_{ijk} \\ &= \begin{cases} 1 & \text{if } i = j = k \\ 0 & \text{otherwise.} \end{cases} = (\mathbf{e}_i \mathbf{e}_i^\top)_{j,k} = \begin{array}{c} \textcircled{\mathbf{e}_i} \\ | \\ j \end{array} \quad \begin{array}{c} \textcircled{\mathbf{e}_i} \\ | \\ k \end{array}. \end{aligned}$$

It is important to observe that the "copy" property of the copy tensor only holds for a canonical basis vector; it is not true for an arbitrary vector: in general $\begin{array}{c} \textcircled{\mathbf{v}} \text{---}^d \text{---}^d \\ | \\ \text{---}^d \end{array} \neq \begin{array}{c} \textcircled{\mathbf{v}} \\ | \\ d \end{array} \begin{array}{c} \textcircled{\mathbf{v}} \\ | \\ d \end{array}$. Since the copy tensor only "copies" basis vectors because δ_{ijk} picks out diagonal entries.

Proposition 2. *In the following, we list some useful properties of copy tensors.*

1. *The simplest version of the copy tensor is an all-ones vector, i.e.,*

$$\begin{array}{c} \bullet \\ | \\ n \end{array} = \sum_{i=1}^n \mathbf{e}_i = \vec{\mathbf{1}}.$$

2. *The second-order copy tensor is the identity matrix, where we can simply omit the black node in the middle and represent it simply as a line, i.e., $i \text{---} \bullet \text{---} i = i \text{---} i = \delta_{ij} = \begin{cases} 1 & \text{if } i = j \\ 0 & \text{otherwise,} \end{cases} = \mathbf{I}_{ij}$.*
3. *Interestingly, when contracting any number of legs from one copy tensor to legs of another copy tensor, the resulting tensor network is itself a copy tensor (obtained by merging the contracted legs and dots in the tensor network diagram). For example:*

$$\begin{aligned} \sum_{l_1} \delta_{i_1 j_1 k_1 l_1} \delta_{i_2 j_2 k_2 l_1} &= \begin{array}{c} k_1 \quad k_2 \\ | \quad | \\ j_1 \text{---} \bullet \text{---} l_1 \text{---} j_2 \\ | \quad | \\ i_1 \quad i_2 \end{array} = \delta_{i_1 j_1 k_1 i_2 j_2 k_2} \\ &= \begin{array}{c} k_1 \quad k_2 \\ \diagdown \quad / \\ j_1 \text{---} \bullet \text{---} j_2 \\ / \quad \diagdown \\ i_1 \quad i_2 \end{array} = \begin{array}{c} k_2 \\ | \\ j_2 \\ | \\ i_1 \\ | \\ j_1 \\ | \\ k_1 \end{array} = \sum_{i_1} \delta_{i_1 j_1 k_1 l_1} \delta_{i_1 j_2 k_2 l_2}. \end{aligned}$$

4. *For any vector $\mathbf{v} \in \mathbb{R}^n$, let $\text{diag}(\mathbf{v}) \in \mathbb{R}^{n \times n}$ denote the diagonal matrix having the entries of \mathbf{v} on the diagonal, and for any matrix $\mathbf{A} \in \mathbb{R}^{n \times n}$, let $\text{diag}(\mathbf{A}) \in \mathbb{R}^n$ denote the vector containing the diagonal entries of $\mathbf{A} \in \mathbb{R}^{n \times n}$. Then,*

$$\text{diag}(\mathbf{v}) = \begin{array}{c} \text{---} \bullet \text{---} \\ | \\ \textcircled{\mathbf{v}} \end{array} = \begin{array}{c} \text{---} \textcircled{\phantom{\mathbf{v}}} \text{---} \end{array} \quad \text{and} \quad \text{diag}(\mathbf{A}) = \begin{array}{c} \textcircled{\mathbf{A}} \\ | \\ \text{---} \end{array},$$

where $\begin{array}{c} \text{---} \textcircled{\phantom{\mathbf{v}}} \text{---} \end{array}$ represents a diagonal matrix.

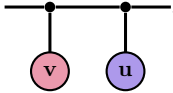
Proof. For the first claim, for any $i, j \in [n]$, we have

$$\begin{aligned}
 \begin{array}{c} i \text{---} j \\ | \\ \textcircled{v} \end{array} &= \sum_k \left(\begin{array}{c} i \text{---} j \\ | \\ \textcircled{k} \\ | \\ \textcircled{v} \end{array} \right) \\
 &= \sum_k \delta_{ijk} \mathbf{v}_k = \delta_{ij} \mathbf{v}_i = \begin{cases} \mathbf{v}_i & \text{if } i = j \\ 0 & \text{otherwise} \end{cases} = \text{diag}(\mathbf{v})_{ij}.
 \end{aligned}$$

For the second claim, for any $i \in [n]$, we have

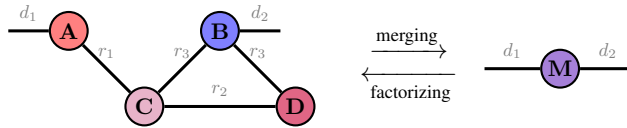
$$\begin{array}{c} \textcircled{A} \\ | \\ \textcircled{i} \end{array} = \sum_{j,k} \left(\begin{array}{c} \textcircled{A} \\ | \\ \textcircled{k} \text{---} \textcircled{j} \\ | \\ \textcircled{i} \end{array} \right) = \sum_{j,k} \delta_{ijk} \mathbf{A}_{kj} = \mathbf{A}_{ii} = \text{diag}(\mathbf{A})_i.$$

□



5. Consequently it is easy to check that $\text{diag}(\mathbf{v}) \text{diag}(\mathbf{u}) =$ 

1.4 Matrix Factorization in Tensor Networks

Tensor factorizations can be depicted in tensor network diagrams, just like any other operation. In this section, we will introduce graphical diagrams for matrix factorizations. More general factorizations of higher-order tensors will be covered in Chapter 3. In tensor networks, factorization means splitting a single node into multiple nodes. We will refer to its inverse operation as merging, i.e., combining multiple nodes into a single node. This process can be clearly illustrated in the following tensor network diagram:



Therefore, we can represent any matrix decomposition in tensor network diagrams. We will see in the following chapters that the QR and singular value decompositions (SVD) are two decompositions that are often used in tensor network algorithm to split nodes. Both of these decompositions factorize a matrix into a product of matrices, some of them satisfying orthogonality constraints. We will use visual cues to represent such orthogonality constraints in tensor network diagrams:

Left and right orthonormal matrices and tensors We call a matrix $\mathbf{U} \in \mathbb{R}^{m \times n}$ *left-orthogonal* if the contraction of its transpose with itself from the left yields the identity matrix ($\mathbf{U}^T \mathbf{U} = \mathbf{I}_n$). Similarly, a matrix $\mathbf{V} \in \mathbb{R}^{m \times n}$ is *right-orthogonal* if the contraction with its transpose from the right yields the identity matrix ($\mathbf{V} \mathbf{V}^T = \mathbf{I}_m$). In tensor network diagrams, we will use half-colored nodes to denote such orthogonality structure, in such a way that when connecting two copies of an orthogonal node using the legs on the uncolored part, the result is the identity. For example, a left orthogonal matrix $\mathbf{U} \in \mathbb{R}^{m \times n}$ will be represented as , leading to $\begin{array}{c} n \\ \textcircled{U} \\ m \end{array} \begin{array}{c} m \\ \textcircled{U} \\ n \end{array} = \begin{array}{c} n \\ \text{---} \\ n \end{array} = \mathbf{I}_n$. Similarly, a right-orthogonal matrix $\mathbf{V} \in \mathbb{R}^{m \times n}$ will be drawn as  and we have $\begin{array}{c} m \\ \textcircled{V} \\ n \end{array} \begin{array}{c} n \\ \textcircled{V} \\ m \end{array} = \begin{array}{c} m \\ \text{---} \\ m \end{array} = \mathbf{I}_m$.

Note that if the matrix \mathbf{U} is left orthogonal then $\mathbf{U} \mathbf{U}^T$ is not necessarily the identity, i.e.,

$$\begin{array}{c} m \\ \textcircled{U} \\ n \end{array} \begin{array}{c} n \\ \textcircled{U} \\ m \end{array} \neq \begin{array}{c} m \\ \text{---} \\ m \end{array} = \mathbf{I}_m,$$

this will only be the case if $m = n$.

Using these visual cues, QR decomposition and SVD will have the following tensor networks:

- **QR Decomposition** The (rank revealing) QR decomposition of $\mathbf{A} \in \mathbb{R}^{d_1 \times d_2}$ is given by

$$\overset{d_1}{\text{---}} \textcircled{\mathbf{A}} \overset{d_2}{\text{---}} = \overset{d_1}{\text{---}} \textcircled{\mathbf{Q}} \overset{R}{\text{---}} \textcircled{\mathbf{R}} \overset{d_2}{\text{---}},$$

where $\overset{d_1}{\text{---}} \textcircled{\mathbf{Q}} \overset{R}{\text{---}} \in \mathbb{R}^{d_1 \times R}$ is the left-orthogonal matrix, i.e., $\mathbf{Q}^\top \mathbf{Q} = \mathbf{I}_R$, $\mathbf{R} \in \mathbb{R}^{R \times d_2}$ is upper triangular (which is not apparent in the tensor network representation) and R is the rank of \mathbf{A} .

- **Singular Value Decomposition (SVD)** The (compact) SVD of $\mathbf{A} \in \mathbb{R}^{d_1 \times d_2}$ is given by

$$\overset{d_1}{\text{---}} \textcircled{\mathbf{A}} \overset{d_2}{\text{---}} = \overset{d_1}{\text{---}} \textcircled{\mathbf{U}} \overset{R}{\text{---}} \textcircled{\Sigma} \overset{R}{\text{---}} \textcircled{\mathbf{V}} \overset{d_2}{\text{---}},$$

where $\mathbf{U} \in \mathbb{R}^{d_1 \times R}$ is left-orthogonal ($\mathbf{U}^\top \mathbf{U} = \mathbf{I}_R$), $\mathbf{V} \in \mathbb{R}^{R \times d_2}$ is right-orthogonal ($\mathbf{V} \mathbf{V}^\top = \mathbf{I}_R$), $\Sigma \in \mathbb{R}^{R \times R} = \textcircled{\Sigma}$ is diagonal and R is the rank of \mathbf{A} .

Assuming \mathbf{A} has the SVD represented in the previous diagram, we can give a short proof in tensor networks of the identity $\text{tr}(\mathbf{A}^\top \mathbf{A}) = \sum_i \sigma_i^2$, where σ_i are the singular values of the matrix $\mathbf{A} \in \mathbb{R}^{m \times n}$:

$$\text{tr}(\mathbf{A}^\top \mathbf{A}) = \overset{m}{\text{---}} \textcircled{\mathbf{A}} \overset{n}{\text{---}} \textcircled{\mathbf{A}} = \overset{m}{\text{---}} \textcircled{\mathbf{U}} \overset{R}{\text{---}} \textcircled{\Sigma} \overset{R}{\text{---}} \textcircled{\mathbf{V}} \overset{n}{\text{---}} \textcircled{\mathbf{V}} \overset{R}{\text{---}} \textcircled{\Sigma} \overset{R}{\text{---}} \textcircled{\mathbf{U}} = \overset{R}{\text{---}} \textcircled{\Sigma} \overset{R}{\text{---}} \textcircled{\Sigma} = \text{tr}(\Sigma^2) = \sum_i \sigma_i^2,$$

where we use the left and right orthogonal property of \mathbf{U} and \mathbf{V} .

2 Operations on Tensors

Recall that a tensor $\mathcal{T} \in \mathbb{R}^{d_1 \times \dots \times d_N}$ can be seen as a multi-dimensional array of order N : an N -th order or N -way tensor has N modes, each mode corresponding to one dimension [Kolda and Bader, 2009].

Tensor Fibers For any mode- i (where $i = 1, \dots, N$), tensor *fibers* are obtained by keeping all indices fixed except the i -th one. For example, a matrix column corresponds to a mode-1 fiber, while a matrix row corresponds to a mode-2 fiber. In a third-order tensor $\mathcal{T} \in \mathbb{R}^{d_1 \times d_2 \times d_3}$, we have $d_2 d_3$ mode-1 fibers, which are vectors of size d_1 , i.e., $\mathcal{T}_{:,i_2,i_3} \in \mathbb{R}^{d_1}$ for $i_2 \in [d_2]$ and $i_3 \in [d_3]$. The colon indicates varying the first index, while i_2 and i_3 remain fixed. Fibers are vectors.

Tensor Slices Slices of a tensor are two-dimensional arrays (matrices) obtained by fixing all but two indices. For a third-order tensor $\mathcal{T} \in \mathbb{R}^{d_1 \times d_2 \times d_3}$, there are horizontal, lateral, and frontal slices denoted by $\mathcal{T}_{i_1, :, :} \in \mathbb{R}^{d_2 \times d_3}$, $\mathcal{T}_{:, i_2, :} \in \mathbb{R}^{d_1 \times d_3}$, and $\mathcal{T}_{:, :, i_3} \in \mathbb{R}^{d_1 \times d_2}$, respectively. Therefore, slices are matrices.

Scalar Multiplication Let $\lambda \in \mathbb{R}$ be a scalar. The scalar product $\lambda \mathcal{T}$ is a tensor of the same dimension $d_1 \times \dots \times d_N$, defined element-wise by: $(\lambda \mathcal{T})_{i_1 \dots i_N} = \lambda \cdot \mathcal{T}_{i_1 \dots i_N}$ for all admissible indices $i_k \in [d_k]$ and $k \in [N]$.

Tensors Sum Let $\mathcal{S} \in \mathbb{R}^{d_1 \times \dots \times d_N}$. The sum of tensors \mathcal{T} and \mathcal{S} is a tensor of the same dimension, $\mathcal{T} + \mathcal{S} \in \mathbb{R}^{d_1 \times \dots \times d_N}$, defined element-wise by: $(\mathcal{T} + \mathcal{S})_{i_1, \dots, i_N} = \mathcal{T}_{i_1, \dots, i_N} + \mathcal{S}_{i_1, \dots, i_N}$ for all admissible indices $i_k \in [d_k]$ and $k \in [N]$.

2.1 Permute and Reshape Tensors

Permutation and reshaping are two fundamental operations on tensors.

- **Permutation** rearranges the indices of a tensor without changing its number of modes. A common example of a permutation is the transpose of a matrix.
- **Reshaping** combines multiple indices into larger ones or divides a large index into multiple smaller indices, reducing or increasing the total number of indices while preserving the overall size of the tensor.

We introduce matricization and vectorization, two common reshaping operations on tensors.

Definition 2. (*Matricization*) Let $\mathcal{T} \in \mathbb{R}^{d_1 \times d_2 \times \dots \times d_N}$. The mode- n matricization $\mathcal{T}_{(n)} \in \mathbb{R}^{d_n \times d_1 d_2 \dots d_{n-1} d_{n+1} \dots d_N}$, for $n \in [N]$, is obtained by unfolding \mathcal{T} into a matrix by taking all mode- n fibers and stacking them as columns. For example, the matricization of a tensor $\mathcal{T} \in \mathbb{R}^{d_1 \times d_2 \times d_3}$ along mode-1, which is denoted by $\mathcal{T}_{(1)}$, is the $d_1 \times d_2 d_3$ matrix

$$\left[\begin{array}{c|c|c|c} \mathcal{T}_{:,1,1} & \mathcal{T}_{:,1,2} & \cdots & \mathcal{T}_{:,d_2,d_3} \\ \hline \end{array} \right] \in \mathbb{R}^{d_1 \times d_2 d_3}.$$

The mode-2 and mode-3 matricizations $\mathcal{T}_{(2)} \in \mathbb{R}^{d_2 \times d_1 d_3}$ and $\mathcal{T}_{(3)} \in \mathbb{R}^{d_3 \times d_1 d_2}$ are defined similarly.

Observe that in mode-1 matricization, the two indices corresponding to the second and third modes of \mathcal{T} are grouped together to form a new index that ranges from 1 to $d_2 d_3$. In the previous definition, we chose to order this new index using lexicographic ordering, e.g., 11, 12, 13, 21, 22, 23, 31, 32, 33 if $d_2 = d_3 = 3$. Different orderings of the columns for matricizations are sometimes used (e.g., reverse lexicographic in [Kolda and Bader, 2009]). In general, the specific ordering used is not important, but it must be consistent across related calculations (see [Kolda, 2006] for further details).

In tensor network diagrams, we represent such a grouping of indices by merging the corresponding legs together:

$$\mathcal{T}_{(1)} = \left(\begin{array}{c} d_1 \\ \circlearrowleft \mathcal{T} \\ d_3 \\ d_2 \end{array} \right) \stackrel{(1)}{=} \begin{array}{c} d_1 \\ \circlearrowleft \mathcal{T} \\ \text{---} \\ d_3 \end{array} \stackrel{d_2}{=} \begin{array}{c} d_1 \\ \circlearrowleft \mathcal{T} \\ \text{---} \\ d_2 d_3 \end{array} \in \mathbb{R}^{d_1 \times d_2 d_3}.$$

As we can see, the grouped legs of the shape $\begin{array}{c} \text{---} \\ \text{---} \\ \text{---} \end{array}$ represents an edge of size $d_2 d_3$ in tensor network diagrams.

In general, the notion of matricization can be extended to any subset $I \subset [N]$ of the modes of \mathcal{T} which map modes in I to rows and the modes not in I to columns, resulting in a matrix $\mathcal{T}_{(I)}$ of size $\prod_{i \in I} d_i \times \prod_{j \in [N] \setminus I} d_j$. For instance, for a sixth-order tensor $\mathcal{T} \in \mathbb{R}^{d_1 \times \dots \times d_6}$ we can group the indices as follows:

$$\begin{aligned} \mathcal{T}_{i_1, \dots, i_6} &= \begin{array}{c} i_3 \\ \diagup \quad \diagdown \\ \circlearrowleft \mathcal{T} \\ \diagdown \quad \diagup \\ i_1 \quad i_2 \quad i_4 \quad i_5 \quad i_6 \end{array} \xrightarrow{I = \{1, 2, 6\}} \begin{array}{c} i_6 \\ \text{---} \\ \circlearrowleft \mathcal{T} \\ \text{---} \\ i_1 \quad i_2 \quad i_3 \quad i_4 \quad i_5 \end{array} \\ &= (\mathcal{T}_{(\{1, 2, 6\})})_{i_1 i_2 i_6, i_3 i_4 i_5} \in \mathbb{R}^{d_1 d_2 d_6 \times d_3 d_4 d_5}. \end{aligned}$$

While this concept is intuitive, it is clunky to write formally: the indices $i_{r_1}, i_{r_2}, \dots, i_{r_{|I|}}$ in I (decreasingly ordered) of a tensor are mapped to the row index $j = 1 + \sum_{l=1}^{|I|} \left[(i_{r_l} - 1) \prod_{m=1}^{l-1} I_{r_m} \right]$, while the remaining indices $i_{c_1}, i_{c_2}, \dots, i_{c_{N-|I|}}$ (again decreasingly ordered) are mapped to the column index $k = 1 + \sum_{n=1}^{N-|I|} \left[(i_{c_n} - 1) \prod_{s=1}^{n-1} I_{r_s} \right]$. Using tensor networks allows us to abstract away this clunkiness by simply representing such reshaping operations by grouping legs together.

Likewise, just as a tensor can be converted into a matrix, it can also be converted into a vector. This process is called vectorization:

Definition 3. (*Vectorization*) Let $\mathcal{T} \in \mathbb{R}^{d_1 \times d_2 \times \dots \times d_N}$. The vectorization of \mathcal{T} denoted as $\text{vec}(\mathcal{T}) \in \mathbb{R}^{d_1 d_2 \dots d_N}$ is the vector obtained by concatenating its mode- N fibers¹. For example, the vectorization of a tensor $\mathcal{T} \in \mathbb{R}^{d_1 \times d_2 \times d_3}$ is given by:

$$\text{vec}(\mathcal{T}) = [(\mathcal{T}_{1,1,:}) \ (\mathcal{T}_{1,2,:}) \ \dots \ (\mathcal{T}_{d_1,d_2,:})]^T = \begin{array}{c} d_1 \\ \text{---} \\ \text{---} \\ \text{---} \\ d_3 \end{array} d_2 \in \mathbb{R}^{d_1 d_2 d_3}.$$

Vectorization is a flattening operation that converts a tensor of any order into a vector. Similarly to matricization, in tensor networks the edge of the shape $\begin{array}{c} d_1 \\ \text{---} \\ \text{---} \\ \text{---} \\ d_3 \end{array} d_2$ represents an edge of size $d_1 d_2 d_3$. In general, throughout this manuscript, convergent edges represent an edge whose size is the product of the sizes of all associated edges. Note that the vectorization of a tensor is equal to the vectorization² of the mode-1 matricization of the tensor, i.e., for $\mathcal{T} \in \mathbb{R}^{d_1 \times d_2 \times \dots \times d_N}$, $\text{vec}(\mathcal{T}) = \text{vec}(\mathcal{T}_{(1)})$.

2.2 Products

Tensors can be combined or *multiplied* using different types of operation. In this section, we provide graphical illustrations of different product operations.

Mode- n Tensor Product The modes n products, where a tensor is multiplied by a matrix along a specific mode, can be seen as a generalization of the matrix products. More precisely, the mode- n product generalizes matrix-matrix multiplication along one particular mode. These include mode- n products between tensors and matrices, as well as tensors and vectors.

1. **Mode- n product (matrix).** The mode- n product of a tensor $\mathcal{X} \in \mathbb{R}^{d_1 \times \dots \times d_N}$ with a matrix $\mathbf{M} \in \mathbb{R}^{m \times d_n}$ denoted as $\mathcal{X} \times_n \mathbf{M} \in \mathbb{R}^{d_1 \times \dots \times d_{n-1} \times m \times d_{n+1} \times \dots \times d_N}$ is defined as the contraction of a tensor with a matrix along mode- n of the tensor and mode-2 of the matrix (column index), i.e.,

$$\mathcal{X} \times_n \mathbf{M} = \begin{array}{c} d_1 \quad d_N \\ \text{---} \quad \text{---} \\ \text{---} \quad \text{---} \\ \text{---} \quad \text{---} \\ d_2 \quad d_n \end{array} \begin{array}{c} \mathcal{X} \\ \text{---} \\ \text{---} \\ \text{---} \\ d_n \\ \text{---} \\ \mathbf{M} \\ \text{---} \\ m \end{array} \in \mathbb{R}^{d_1 \times \dots \times d_{n-1} \times m \times d_{n+1} \times \dots \times d_N}.$$

The operation contracts the tensor's n -th mode with the matrix's second mode (column), replacing the original dimension d_n with a new dimension m . For $\mathbf{A} \in \mathbb{R}^{d_n \times n}$, $\mathbf{B} \in \mathbb{R}^{d_m \times m}$ and $\mathcal{X} \in \mathbb{R}^{d_1 \times \dots \times d_N}$ with distinct modes $n \neq m$, the order of multiplication does not matter, i.e.,

$$\mathcal{X} \times_n \mathbf{A} \times_m \mathbf{B} = \begin{array}{c} d_1 \quad d_N \\ \text{---} \quad \text{---} \\ \text{---} \quad \text{---} \\ \text{---} \quad \text{---} \\ d_n \quad d_m \end{array} \begin{array}{c} \mathcal{X} \\ \text{---} \\ \text{---} \\ \text{---} \\ d_n \\ \text{---} \\ \mathbf{A} \\ \text{---} \\ n \end{array} \begin{array}{c} \text{---} \\ \text{---} \\ \text{---} \\ d_m \\ \text{---} \\ \mathbf{B} \\ \text{---} \\ m \end{array} = \mathcal{X} \times_m \mathbf{B} \times_n \mathbf{A}, \text{ For } n \neq m.$$

However, if $m = n$ the order of the products is important. In particular, if $\mathbf{A} \in \mathbb{R}^{n \times d_n}$ and $\mathbf{B} \in \mathbb{R}^{p \times n}$ we have $(\mathcal{X} \times_n \mathbf{A}) \times_n \mathbf{B} = \mathcal{X} \times_n (\mathbf{B}\mathbf{A})$, whereas the product $(\mathcal{X} \times_n \mathbf{B}) \times_n \mathbf{A}$ is not valid unless $n = d_n = p$. The mode- n tensor product can be seen as a generalization of classical matrix multiplication. In particular, we can recover matrix products with mode-1 and mode-2 products of an order 2 tensor: if $\mathbf{A} \in \mathbb{R}^{m \times n}$, $\mathbf{B} \in \mathbb{R}^{p \times n}$ and $\mathbf{C} \in \mathbb{R}^{d \times m}$, then

$$\mathbf{A} \times_2 \mathbf{B} = \begin{array}{c} m \\ \text{---} \\ \text{---} \\ \text{---} \\ n \end{array} \mathbf{A} \begin{array}{c} n \\ \text{---} \\ \text{---} \\ \text{---} \\ p \end{array} \mathbf{B} = \mathbf{A}\mathbf{B}^T \in \mathbb{R}^{m \times p},$$

¹Using the lexicographic order.

²To be consistent with the definition of vectorization used in this book, the vectorization of a matrix is given by the concatenation of its rows, which is sometimes referred to as *row-major vectorization*. Note that this is the default vectorizing operation, `ravel()`, of the `numpy` package in Python.

9. For $\mathbf{A} \in \mathbb{R}^{m \times m}$ and $\mathbf{B} \in \mathbb{R}^{n \times n}$, we have the equality $\text{tr}(\mathbf{A} \otimes \mathbf{B}) = \text{tr}(\mathbf{A}) \text{tr}(\mathbf{B})$, which can easily be proved by the following diagram:

$$\text{tr}(\mathbf{A} \otimes \mathbf{B}) = \text{tr} \left(\begin{array}{c} \text{---} \text{---} \text{---} \\ \text{---} \text{---} \text{---} \\ \text{---} \text{---} \text{---} \end{array} \right) = \text{tr}(\mathbf{A}) \text{tr}(\mathbf{B}).$$

10. The **Sylvester Identity** is a very useful identity connecting vectorization, matrix product, and Kronecker product:

$$\text{vec}(\mathbf{A}\mathbf{X}\mathbf{B}) = (\mathbf{A} \otimes \mathbf{B}^T)\text{vec}(\mathbf{X}),$$

where $\mathbf{A} \in \mathbb{R}^{m \times n}$, $\mathbf{X} \in \mathbb{R}^{n \times p}$ and $\mathbf{B} \in \mathbb{R}^{p \times q}$.

Proof. The proof is rather direct using tensor networks:

$$\begin{aligned} \text{vec}(\mathbf{A}\mathbf{X}\mathbf{B}) &= \text{vec} \left(\begin{array}{c} \text{---} \text{---} \text{---} \\ \text{---} \text{---} \text{---} \\ \text{---} \text{---} \text{---} \end{array} \right) = \begin{array}{c} \text{---} \text{---} \text{---} \\ \text{---} \text{---} \text{---} \\ \text{---} \text{---} \text{---} \end{array} \\ &= \begin{array}{c} \text{---} \text{---} \\ \text{---} \text{---} \\ \text{---} \text{---} \end{array} = (\mathbf{A} \otimes \mathbf{B}^T)\text{vec}(\mathbf{X}). \end{aligned}$$

It is easy in the last diagram to identify the vectorization of \mathbf{X} and the Kronecker product of \mathbf{A} and \mathbf{B} , and thus to conclude that this tensor network represents a matrix-vector product between the two. However, when translating the tensor network in classical mathematical notation, some care is required. First, we can see that since $\text{vec}(\mathbf{X})$ is of dimension np , the Kronecker product has to be between \mathbf{A} and \mathbf{B}^T to obtain a matrix of shape $mq \times np$. Then, we need to know which Kronecker product to use: $\mathbf{A} \otimes \mathbf{B}^T$ or $\mathbf{B}^T \otimes \mathbf{A}$, which are both of the correct shape. Because in this manuscript we use lexicographic ordering for reshape operations such as vec , the correct formulation is $\mathbf{A} \otimes \mathbf{B}^T$. However, if we were to use reverse lexicographic ordering, as in [Kolda and Bader, 2009], the correct formulation would be $\mathbf{B}^T \otimes \mathbf{A}$. \square

The Sylvester identity is a useful identity to solve systems of equations of the form $\mathbf{A}\mathbf{X} + \mathbf{X}\mathbf{B} = \mathbf{C}$.

There are useful relationships between the n -mode product, matricization, and Kronecker products:

Proposition 5. Let $\mathcal{T} \in \mathbb{R}^{d_1 \times d_2 \times \dots \times d_p}$, $\mathbf{A}_1 \in \mathbb{R}^{d_1 \times n_1}$, $\mathbf{A}_2 \in \mathbb{R}^{d_2 \times n_2}$, \dots , $\mathbf{A}_p \in \mathbb{R}^{d_p \times n_p}$, then

$$(\mathcal{T} \times_1 \mathbf{A}_1 \times_2 \mathbf{A}_2 \times_3 \mathbf{A}_3 \times_4 \dots \times_p \mathbf{A}_p)_{(n)} = \mathbf{A}_n \mathcal{T}_{(n)} (\mathbf{A}_1 \otimes \dots \otimes \mathbf{A}_{n-1} \otimes \mathbf{A}_{n+1} \otimes \dots \otimes \mathbf{A}_p)^T.$$

Proof. For $p = 3$ and $n = 1$,

$$\begin{aligned} (\mathcal{T} \times_1 \mathbf{A}_1 \times_2 \mathbf{A}_2 \times_3 \mathbf{A}_3)_{(1)} &= \left(\begin{array}{c} \text{---} \text{---} \text{---} \\ \text{---} \text{---} \text{---} \\ \text{---} \text{---} \text{---} \end{array} \right)_{(1)} = \begin{array}{c} \text{---} \text{---} \text{---} \\ \text{---} \text{---} \text{---} \\ \text{---} \text{---} \text{---} \end{array} \\ &= \begin{array}{c} \text{---} \text{---} \\ \text{---} \text{---} \\ \text{---} \text{---} \end{array} = \mathbf{A}_1 \mathcal{T}_{(1)} (\mathbf{A}_2 \otimes \mathbf{A}_3)^T. \end{aligned}$$

In tensor network diagrams, the Hadamard product can easily be represented using copy tensors:

$$\mathbf{A} * \mathbf{B} = \begin{array}{c} m \\ | \\ \textcircled{\mathbf{A}} \\ | \\ n \end{array} * \begin{array}{c} m \\ | \\ \textcircled{\mathbf{B}} \\ | \\ n \end{array} = \begin{array}{c} m \\ | \\ \textcircled{\mathbf{A}} \text{---} \textcircled{\mathbf{B}} \\ | \quad | \\ n \end{array}$$

More generally, for any $\mathbf{A}_1 \in \mathbb{R}^{m \times n}, \dots, \mathbf{A}_d \in \mathbb{R}^{m \times n}$ we have

$$\mathbf{A}_1 * \mathbf{A}_2 \dots * \mathbf{A}_d = \begin{array}{c} \textcircled{\mathbf{A}_1} \\ / \quad \backslash \\ \textcircled{\mathbf{A}_2} \\ \vdots \\ \textcircled{\mathbf{A}_d} \end{array} \begin{array}{c} m \\ | \\ \text{---} \\ | \\ n \end{array}$$

Remark 8. We list here some useful properties of the Hadamard product.

- The Hadamard product of a tensor \mathcal{T} with entries in $\{0, 1\}$ with itself is \mathcal{T} . This is in particular true for the copy tensor:

Let $\mathcal{T} \in \mathbb{R}^{d_1 \times d_2 \times d_3}$ be a 3rd way copy tensor. Then the Hadamard product $\mathcal{T} * \mathcal{T}$ in tensor networks is:

$$\mathcal{T} * \mathcal{T} = \begin{array}{c} d_3 \\ | \\ \text{---} \\ | \\ d_3 \end{array} \begin{array}{c} d_1 \quad d_2 \\ | \quad | \\ \text{---} \\ | \\ d_1 \quad d_2 \end{array} * \begin{array}{c} d_1 \quad d_2 \\ | \quad | \\ \text{---} \\ | \\ d_1 \quad d_2 \end{array} = \begin{array}{c} d_1 \quad d_2 \quad d_3 \\ | \quad | \quad | \\ \text{---} \\ | \\ \text{---} \end{array}$$

- Using Proposition 2 (items 4 and 5), we can see that $\mathbf{v} * \mathbf{u} = \begin{array}{c} | \\ \diagdown \quad \diagup \\ \textcircled{\mathbf{v}} \quad \textcircled{\mathbf{u}} \end{array} = \text{diag}(\mathbf{v})\mathbf{u}$

To conclude this chapter, we introduce several useful results in the next section.

2.3 Some Useful Properties of Tensor Networks

In this section, we list several useful results about tensor networks.

Bounding the Rank of Matricizations. Any tensor network structure induces a collection of upper bounds on the matricizations of the underlying tensor. More precisely, for an arbitrary tensor network, the rank of a given matricization is bounded by the weight of any cut separating the row legs from the column legs in the graph. Here, the weight of a cut refers to the product of the dimensions of the edges that form the cut. This is formalized in the following theorem.

Theorem 9. (Rank of matricization of TN) Let $\mathcal{T} \in \mathbb{R}^{d_1 \times d_2 \times \dots \times d_p}$ be given as a tensor network, and let $I \subset [p]$. Then, for any cut \mathcal{C} separating the legs corresponding to indices in I from the ones in $[p] \setminus I$ in the TN,

$$\text{rank}(\mathcal{T}_{(I)}) \leq \prod_{e \in \text{cutset}(\mathcal{C})} \dim(e),$$

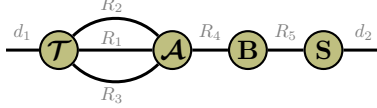
where $\text{cutset}(\mathcal{C})$ is the cut-set³ of \mathcal{C} and $\dim(e)$ is the dimension of the edge e in the tensor network.

³Formally, the TN is a graph $G = (V, E)$. Each dimension of \mathcal{T} is associated with one vertex in V : the one to which the corresponding dangling leg is attached. Any cut of this graph \mathcal{C} is a partition of V : $\mathcal{C} = (V_1, V_2)$. In the theorem, we consider cuts that separate indices in I from the other ones, i.e. such that $I \subseteq V_1$ (and thus $([p] \setminus I) \subseteq V_2$ since (V_1, V_2) is a partition of V). The cut-set of \mathcal{C} is the set of edges that have one endpoint in V_1 and one in V_2 : $\text{cutset}(\mathcal{C}) = \{(u, v) \in E \mid u \in V_1, v \in V_2\}$.

Let us illustrate this theorem with some examples. First, we can obtain the classical bound on the rank of a product of matrices as a particular case. Let $\mathbf{A} \in \mathbb{R}^{m \times R}$ and $\mathbf{B} \in \mathbb{R}^{R \times n}$. For the matrix (i.e., second-order tensor) $\mathbf{AB} \in \mathbb{R}^{m \times n}$, the theorem gives us the bound

$$\text{rank}(\mathbf{AB}) = \text{rank} \left(\begin{array}{c} m \quad R \quad n \\ \text{---} \text{A} \text{---} \text{B} \text{---} \\ \text{---} \end{array} \right) \leq R.$$

Now consider the following tensor network representation of a $d_1 \times d_2$ matrix:



where $\mathcal{T} \in \mathbb{R}^{d_1 \times R_1 \times R_2 \times R_3}$, $\mathcal{A} \in \mathbb{R}^{R_1 \times R_2 \times R_3 \times R_4}$, $\mathbf{B} \in \mathbb{R}^{R_4 \times R_5}$ and $\mathbf{S} \in \mathbb{R}^{R_5 \times d_2}$. Theorem 9 can for example be used to obtain the upper bounds

$$\text{rank} \left(\begin{array}{c} d_1 \quad R_2 \quad R_4 \quad R_5 \quad d_2 \\ \text{---} \text{T} \text{---} \text{A} \text{---} \text{B} \text{---} \text{S} \text{---} \\ \text{---} \end{array} \right) \leq R_1 R_2 R_3$$

and

$$\text{rank} \left(\begin{array}{c} d_1 \quad R_2 \quad R_4 \quad R_5 \quad d_2 \\ \text{---} \text{T} \text{---} \text{A} \text{---} \text{B} \text{---} \text{S} \text{---} \\ \text{---} \end{array} \right) \leq R_5.$$

As a final example, let $\mathcal{G} \in \mathbb{R}^{R_1 \times \dots \times R_4}$, $\mathbf{A}_1 \in \mathbb{R}^{R_1 \times d_1}$, $\mathbf{A}_2 \in \mathbb{R}^{R_2 \times d_2}$, $\mathbf{A}_3 \in \mathbb{R}^{R_3 \times d_3}$ and $\mathbf{A}_4 \in \mathbb{R}^{R_4 \times d_4}$ and consider the tensor $\mathcal{T} = \mathcal{G} \times_1 \mathbf{A}_1 \times_2 \mathbf{A}_2 \times_3 \mathbf{A}_3 \times_4 \mathbf{A}_4$. Theorem 9 can be used for example to obtain an upper bound on the rank of the first matricization of \mathcal{T} :

$$\text{rank}(\mathcal{T}_{(1)}) = \text{rank} \left(\begin{array}{c} R_1 \quad R_2 \quad R_3 \quad R_4 \\ \text{---} \text{A}_1 \text{---} \text{A}_2 \text{---} \text{A}_3 \text{---} \text{A}_4 \text{---} \\ \text{---} \end{array} \right) \leq R_1.$$

TN Edges and Sum Tensors. Let \mathcal{T} be a tensor given as a TN. Any edge in which the TN corresponds to one way to express the tensor as a sum of tensors of the same size as \mathcal{T} . This follows directly from the definition of edges in TNs. An edge represents a contraction, which is a sum. We illustrate this concept with examples. First, consider a rank- R factorization of an $m \times n$ matrix. The edge in the TN corresponds to expressing the matrix as a sum of R (rank-one) matrices:

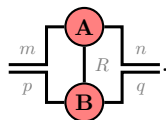
$$\begin{array}{c} m \quad R \quad n \\ \text{---} \text{A} \text{---} \text{B} \text{---} \\ \text{---} \end{array} = \sum_{r=1}^R \begin{array}{c} m \quad r \quad r \quad n \\ \text{---} \text{A} \text{---} \text{---} \text{B} \text{---} \\ \text{---} \end{array} = \sum_{r=1}^R \mathbf{A}_{:,r} \mathbf{B}_{r,:} = \sum_{r=1}^R \mathbf{a}_r \circ \mathbf{b}_r,$$

where \mathbf{a}_r are the columns of $\mathbf{A} \in \mathbb{R}^{m \times R}$ and \mathbf{b}_r are the rows of $\mathbf{B} \in \mathbb{R}^{R \times n}$.

Similarly, the unique edge in the TN representing the trace of a matrix corresponds to expressing the TN (which is a scalar) as a sum of scalars (the diagonal entries of the matrix), let $\mathbf{A} \in \mathbb{R}^{d \times d}$:

$$\text{Tr}(\mathbf{A}) = \sum_{i=1}^d \left(\text{edge } i \right) = \sum_{i=1}^d \mathbf{A}_{ii}.$$

Consider now a more interesting example:



The edge in this TN corresponds to a way to express the matrix represented by the TN as a sum of matrices:

$$\text{Matrix} = \sum_{r=1}^R \text{Matrix}_r = \sum_{r=1}^R \mathbf{A}_r \otimes \mathbf{B}_r.$$

We recognize here that this TN corresponds to a sum of Kronecker products!

Tensors, Multilinear Maps and Polynomials. We can think of tensors as *representations of multi-linear maps*, in exactly the same sense that matrices represent linear maps. Recall that a matrix $\mathbf{A} \in \mathbb{R}^{m \times n}$ represents a linear map $\mathbb{R}^n \rightarrow \mathbb{R}^m$ via $\mathbf{x} \mapsto \mathbf{Ax}$. In tensor network notation, this is simply

$$\mathbf{y} = \mathbf{Ax} = \text{edge } m \text{ --- } \text{red circle } \mathbf{A} \text{ --- } \text{edge } n \text{ --- } \text{blue circle } \mathbf{x} \in \mathbb{R}^m.$$

Linearity means that $\mathbf{A}(\alpha\mathbf{x} + \beta\mathbf{z}) = \alpha\mathbf{Ax} + \beta\mathbf{Az}$ for all $\alpha, \beta \in \mathbb{R}$ and $\mathbf{x}, \mathbf{z} \in \mathbb{R}^n$. A tensor is the natural generalization when the map is linear *in several arguments separately*. Concretely, an order- N tensor $\mathcal{T} \in \mathbb{R}^{d_1 \times \dots \times d_N}$ defines a map that takes N input vectors and returns a scalar by contracting along all modes:

$$f(\mathbf{x}^{(1)}, \dots, \mathbf{x}^{(N)}) := \langle \mathcal{T}, \mathbf{x}^{(1)} \circ \dots \circ \mathbf{x}^{(N)} \rangle = \sum_{i_1=1}^{d_1} \dots \sum_{i_N=1}^{d_N} \mathcal{T}_{i_1 \dots i_N} \mathbf{x}_{i_1}^{(1)} \dots \mathbf{x}_{i_N}^{(N)}.$$

This map is *multi-linear*: it is linear in each $\mathbf{x}^{(k)}$ when the other vectors are fixed. In tensor network diagrams, this is simply

$$f(\mathbf{a}, \mathbf{b}, \dots, \mathbf{z}) = \text{green circle } \mathcal{T} \text{ with legs } d_1, d_2, \dots, d_N \text{ connected to blue circles } \mathbf{a}, \mathbf{b}, \dots, \mathbf{z} \in \mathbb{R},$$

where $\mathbf{a}, \mathbf{b}, \dots, \mathbf{z} \in \mathbb{R}^d$. If we leave one leg open, we obtain a *vector-valued* multi-linear map. For instance, if $\mathcal{T} \in \mathbb{R}^{d_1 \times \dots \times d_N \times p}$, contracting all modes except the last defines a multi-linear map whose output is a vector of dimension p :

$$f(\mathbf{a}, \mathbf{b}, \dots, \mathbf{z}) = \text{green circle } \mathcal{T} \text{ with legs } d_1, d_2, \dots, d_N \text{ connected to blue circles } \mathbf{a}, \mathbf{b}, \dots, \mathbf{z} \text{ and one leg of dimension } p \text{ open} \in \mathbb{R}^p.$$

This immediately connects the tensors to *multivariate polynomials*. The scalar map

$$f(\mathbf{x}^{(1)}, \dots, \mathbf{x}^{(N)}) = \sum_{i_1, \dots, i_N} \mathcal{T}_{i_1 \dots i_N} \mathbf{x}_{i_1}^{(1)} \dots \mathbf{x}_{i_N}^{(N)},$$

is a polynomial in the entries of the vectors and is *multi-linear*: every variable appears with degree at most one (when viewed in each block of variables $\mathbf{x}^{(k)}$). In the important special case where all inputs are the *same* vector $\mathbf{x} \in \mathbb{R}^d$ and $\mathcal{T} \in \mathbb{R}^{d \times \dots \times d}$ has N modes, the contraction

$$\begin{array}{c} \textcircled{\mathcal{T}} \\ / \quad \backslash \\ \textcircled{\mathbf{x}} \quad \textcircled{\mathbf{x}} \quad \dots \quad \textcircled{\mathbf{x}} \end{array} = \mathcal{T} \times_1 \mathbf{x} \times_2 \mathbf{x} \cdots \times_N \mathbf{x} = \sum_{i_1, \dots, i_N} \mathcal{T}_{i_1 \dots i_N} \mathbf{x}_{i_1} \cdots \mathbf{x}_{i_N} \in \mathbb{R}.$$

is a *homogeneous* multivariate polynomial of degree N (every monomial has total degree exactly N). The tensor entries are precisely the coefficients of this polynomial in the monomial basis $(\mathbf{x}_{i_1} \cdots \mathbf{x}_{i_N})_{i_1, \dots, i_N}$.

If instead we contract an order- $(N + 1)$ tensor $\mathcal{T} \in \mathbb{R}^{d \times \dots \times d \times p}$ with N copies of $\mathbf{x} \in \mathbb{R}^d$, leaving the last leg free, we obtain a vector-valued homogeneous polynomial map $\mathbb{R}^d \rightarrow \mathbb{R}^p$:

$$p(\mathbf{x}) = \mathcal{T} \times_1 \mathbf{x} \times_2 \mathbf{x} \cdots \times_N \mathbf{x} \in \mathbb{R}^p.$$

Finally, *non-homogeneous* polynomials can be obtained using a simple trick: *append a constant 1 to the input vector*.

Let $\mathbf{x} \in \mathbb{R}^d$ and define the augmented vector $\tilde{\mathbf{x}} = \begin{bmatrix} \mathbf{x} \\ 1 \end{bmatrix} \in \mathbb{R}^{d+1}$. If $\tilde{\mathcal{T}} \in \mathbb{R}^{(d+1) \times \dots \times (d+1)}$ is an order- N tensor, then

$$\tilde{p}(\mathbf{x}) := \tilde{\mathcal{T}} \times_1 \tilde{\mathbf{x}} \times_2 \tilde{\mathbf{x}} \cdots \times_N \tilde{\mathbf{x}},$$

is a polynomial in \mathbf{x} of degree at most N (some factors can pick the last coordinate, which is the constant 1, thereby lowering the degree of the corresponding monomials). In other words, a single homogeneous tensor polynomial in the augmented variables $(x_1, \dots, x_d, 1)$ compactly represents a general multivariate polynomial in (x_1, \dots, x_d) . This viewpoint is especially useful in practice: it lets us treat bias terms and lower-degree interactions using the same contraction machinery as the homogeneous case, simply by adding one extra dimension to each mode and fixing it to 1.

3 Tensor Decompositions

Working with high-order tensors is computationally expensive because the number of elements grows exponentially with the tensor's order. Tensor decompositions have emerged as powerful and efficient tools to address this issue. Similar to matrix factorizations, tensor decompositions break down a high-order tensor into smaller components with lower-order and fewer entries, making computations more tractable. However, the notion of the rank of a matrix can be extended in various ways for tensors, each of them associated with a different factorization/decomposition model. In this chapter, we introduce the most well-known tensor decomposition models.

3.1 CANDECOMP/PARAFAC (CP) Decomposition

The CP decomposition [Hitchcock, 1927] of an N -th order tensor $\mathcal{A} \in \mathbb{R}^{d_1 \times \dots \times d_N}$ decomposes \mathcal{A} as the sum of a finite number of rank-one tensors. Equivalently, it is a linear combination of R rank-one tensors where R is called the rank of the decomposition:

$$\mathcal{A} = \sum_{r=1}^R \mathbf{a}_1^{(r)} \circ \dots \circ \mathbf{a}_N^{(r)},$$

where $\mathbf{a}_n^{(1)}, \dots, \mathbf{a}_n^{(R)} \in \mathbb{R}^{d_n}$ for each $n \in [N]$.

By grouping all the vectors $\mathbf{a}_n^{(r)}$ in factor matrices,

$$\mathbf{A}_1 = \begin{pmatrix} \mathbf{a}_1^{(1)} & \dots & \mathbf{a}_1^{(R)} \end{pmatrix} \in \mathbb{R}^{d_1 \times R}, \dots, \mathbf{A}_N = \begin{pmatrix} \mathbf{a}_N^{(1)} & \dots & \mathbf{a}_N^{(R)} \end{pmatrix} \in \mathbb{R}^{d_N \times R},$$

the CP decomposition is concisely noted as $\mathcal{A} = \llbracket \mathbf{A}_1, \dots, \mathbf{A}_N \rrbracket$.

In tensor networks, a CP decomposition $\mathcal{A} = \llbracket \mathbf{A}, \mathbf{B}, \mathbf{C} \rrbracket$ is represented by

$$\begin{array}{c} \textcircled{\mathcal{A}} \\ / \quad \backslash \\ \textcircled{\mathbf{A}} \quad \textcircled{\mathbf{B}} \quad \textcircled{\mathbf{C}} \end{array}$$

$d_1 \quad d_2 \quad d_3$

4. The CP decomposition $\mathcal{A} = \llbracket \mathbf{A}, \mathbf{B}, \mathbf{C} \rrbracket$ can be expressed using the Kronecker delta

$$\mathcal{A}_{i,j,k} = \sum_{r_1, r_2, r_3} \delta_{r_1, r_2, r_3} \mathbf{A}_{i, r_1} \mathbf{B}_{j, r_2} \mathbf{C}_{k, r_3},$$

as well as with mode- n products (see 2.2)

$$\mathcal{A} = \mathcal{I} \times_1 \mathbf{A} \times_2 \mathbf{B} \times_3 \mathbf{C}$$

where \mathcal{I} is the third-order copy tensor.

5. The rank of the second-order tensors (matrices), over the fields \mathbb{R} and \mathbb{C} is the same. However, for higher-order tensors (N -th order tensors with $N \geq 3$) the rank can vary depending on the decomposition field [Kruskal, 1989].

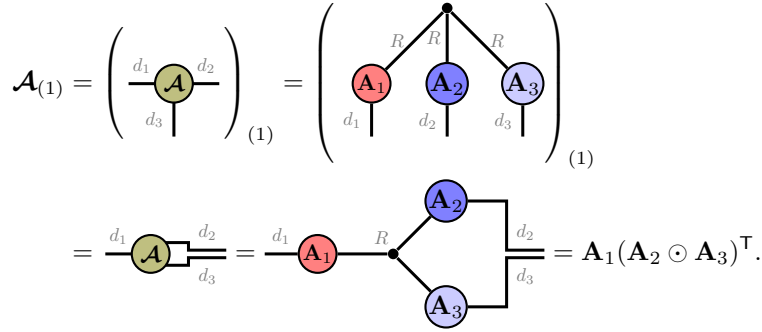
6. The number of parameters of a CP decomposition of an N -th order d -dimensional tensors ($d_1 = \dots = d_N = d$) is NdR instead of d^N for the full tensor. If R is small, the number of parameters can be significantly reduced.

The following proposition shows how the mode- n matricization of the CP decomposition of a tensor can be expressed using the Khatri-Rao product.

Proposition 12. Let $\mathcal{A} \in \mathbb{R}^{d_1 \times d_2 \times \dots \times d_N}$. If $\mathcal{A} = \llbracket \mathbf{A}_1, \mathbf{A}_2, \dots, \mathbf{A}_N \rrbracket$, then

$$\mathcal{A}_{(n)} = \mathbf{A}_n (\mathbf{A}_1 \odot \dots \odot \mathbf{A}_{(n-1)} \odot \mathbf{A}_{(n+1)} \odot \dots \odot \mathbf{A}_N)^\top.$$

Proof. For $N = 3$ and $n = 1$,



□

3.2 Tucker Decomposition

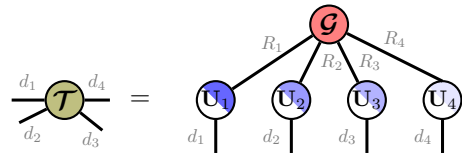
The Tucker decomposition Tucker [1966] factorizes a N -th order tensor into smaller tensor and factor matrices. In this decomposition, the smaller tensor is called the *core tensor*. The Tucker decomposition consists of N mode- n products (see, e.g., Section 2.2) between the core tensor and the factor matrices.

Let $\mathcal{T} \in \mathbb{R}^{d_1 \times \dots \times d_N}$. A Tucker decomposition of \mathcal{T} is given by

$$\mathcal{T} = \mathcal{G} \times_1 \mathbf{U}_1 \times_2 \mathbf{U}_2 \times_3 \dots \times_N \mathbf{U}_N,$$

where $\mathcal{G} \in \mathbb{R}^{R_1 \times \dots \times R_N}$ is the core tensor and $\mathbf{U}_i \in \mathbb{R}^{d_i \times R_i}$ for $i \in [N]$ are the factor matrices. The N -tuple (R_1, \dots, R_N) is called the *rank* of Tucker decomposition.

The Tucker decomposition of a fourth-order tensor $\mathcal{T} \in \mathbb{R}^{d_1 \times \dots \times d_4}$ can be illustrated using tensor networks notation as follows.



It is not difficult to show that the factor matrices $\mathbf{U}_i \in \mathbb{R}^{d_i \times R_i}$ can always be chosen to be unitary (see item 3 in Remark 15 below).

Multi-linear rank The *multi-linear (or Tucker) rank*⁵ of a tensor \mathcal{T} is the smallest tuple (R_1, \dots, R_N) for which there exists a rank- (R_1, \dots, R_N) decomposition of \mathcal{T} . Since there is only a partial order on tuples of integers, one may ask whether this notion of rank is well defined. The following proposition shows that it is.

Proposition 13. Let $\mathcal{T} = \mathcal{G} \times_1 \mathbf{U}_1 \times_2 \mathbf{U}_2 \times_3 \cdots \times_N \mathbf{U}_N$ and $\mathcal{T} = \tilde{\mathcal{G}} \times_1 \tilde{\mathbf{U}}_1 \times_2 \tilde{\mathbf{U}}_2 \times_3 \cdots \times_N \tilde{\mathbf{U}}_N$ be two Tucker decompositions of the same tensor \mathcal{T} of rank- (R_1, R_2, \dots, R_n) and $(\tilde{R}_1, \tilde{R}_2, \dots, \tilde{R}_n)$, respectively. Then \mathcal{T} admits a Tucker decomposition of rank- $(\min(R_1, \tilde{R}_1), \min(R_2, \tilde{R}_2), \dots, \min(R_N, \tilde{R}_N))$.

Proof. Suppose $N = 3$. Applying the mode-1 unfolding and Theorem 9 to each of the two Tucker decompositions of \mathcal{T} we obtain the following:

$$\text{rank} \left(\begin{array}{c} d_1 \\ \mathcal{T} \\ d_3 \end{array} \right)_{(1)} = \text{rank} \left(\begin{array}{c} d_1 \\ \mathcal{T} \\ d_3 \end{array} \right) = \text{rank} \left(\begin{array}{c} d_1 \\ \mathbf{U}_1 \\ \tilde{\mathcal{G}} \\ \mathbf{U}_2 \\ \mathbf{U}_3 \end{array} \right) \leq R_1,$$

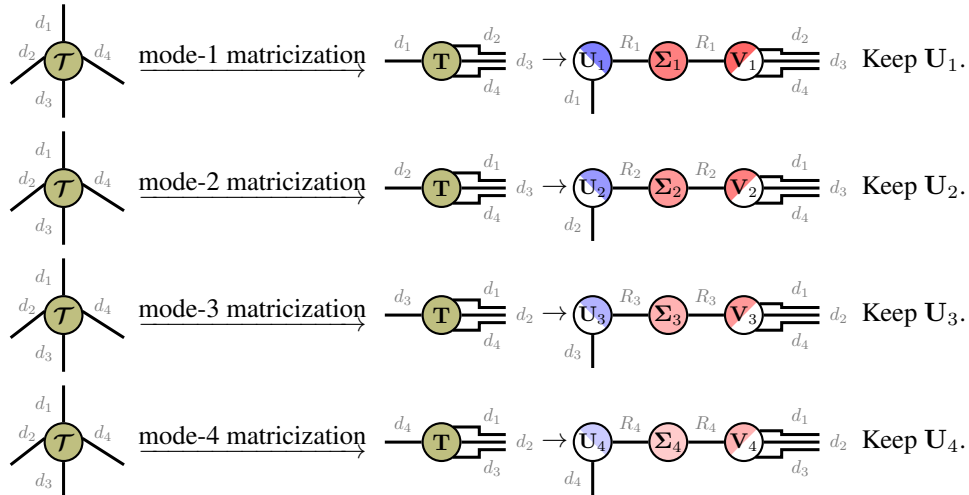
and at the same time

$$\text{rank} \left(\begin{array}{c} d_1 \\ \mathcal{T} \\ d_3 \end{array} \right)_{(1)} = \text{rank} \left(\begin{array}{c} d_1 \\ \mathcal{T} \\ d_3 \end{array} \right) = \text{rank} \left(\begin{array}{c} d_1 \\ \tilde{\mathbf{U}}_1 \\ \tilde{\mathcal{G}} \\ \tilde{\mathbf{U}}_2 \\ \tilde{\mathbf{U}}_3 \end{array} \right) \leq \tilde{R}_1,$$

Therefore, $\text{rank} \left(\begin{array}{c} d_1 \\ \mathcal{T} \\ d_3 \end{array} \right)_{(1)} \leq \min(R_1, \tilde{R}_1)$. Applying the same reasoning for $n = 2, 3$ we conclude that \mathcal{T} admits a Tucker decomposition of rank- $(\min(R_1, \tilde{R}_1), \min(R_2, \tilde{R}_2), \min(R_3, \tilde{R}_3))$. \square

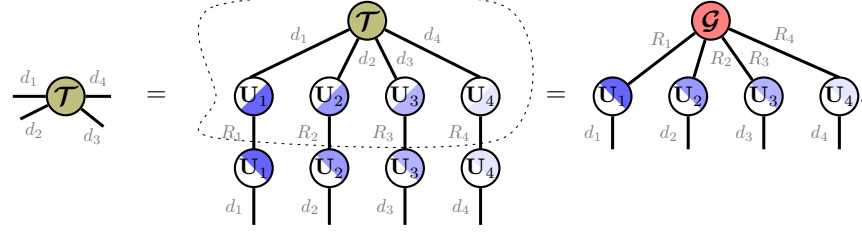
Computing The Tucker Decomposition. In contrast with the CP decomposition, which is NP-hard to compute, finding an exact Tucker decomposition (and in particular the one with minimal multi-linear rank) can be achieved in polynomial time by successive SVDs.

The basic idea of the Tucker decomposition algorithm is to find the R_n leading left singular vectors in mode- n , independently of the other modes. This algorithm, known as *Higher-Order SVD (HOSVD)* [De Lathauwer et al., 2000], is depicted below. For simplicity, we illustrate this process for $N = 4$:



⁵Note the distinction between the rank (R_1, \dots, R_n) of a Tucker decomposition, given by the size of the core tensor \mathcal{G} appearing in $\mathcal{T} = \mathcal{G} \times_1 \mathbf{U}_1 \times_2 \cdots \times_N \mathbf{U}_N$, and the (Tucker) multi-linear rank of a tensor \mathcal{T} , which is defined as the minimal such tuple.

If all the SVD above are exact, i.e. $R_n = \text{rank}(\mathcal{T}_{(n)})$ for each n , then we have that $\mathcal{T} \times_n \mathbf{U}_n \mathbf{U}_n^\top = \mathcal{T}$ for all n , and thus $\mathcal{T} = \mathcal{T} \times_1 \mathbf{U}_1 \mathbf{U}_1^\top \times_2 \cdots \times_N \mathbf{U}_N \mathbf{U}_N^\top$. As an example, for $N = 4$ we have:



where the tensor $\mathcal{G} = \mathcal{T} \times_1 \mathbf{U}_1^\top \times_2 \cdots \times_4 \mathbf{U}_4^\top$.

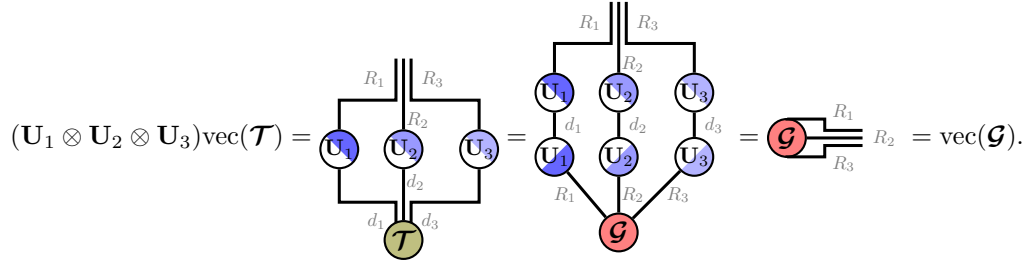
The core tensor $\mathcal{G} \in \mathbb{R}^{R_1 \times \cdots \times R_4}$ along with the factor matrices $\mathbf{U}_1, \dots, \mathbf{U}_4$ forms a Tucker decomposition of the tensor \mathcal{T} . If all the SVDs of the matricization of \mathcal{T} are exact, the resulting Tucker decomposition will be exact as well. When using truncated SVDs, the overall approximation error of the Tucker decomposition can be expressed as a function of the errors made in each truncated SVD (see [De Lathauwer et al., 2000]).

Multi-linear rank and rank of matricizations The algorithm above shows that, if $\tilde{R}_n = \text{rank}(\mathcal{T}_{(n)})$ for all n , then there exists a Tucker decomposition of rank $(\tilde{R}_1, \dots, \tilde{R}_N)$, showing that the multi-linear rank (R_1, \dots, R_N) of \mathcal{T} is upper bounded by the rank of the matricizations: $R_n \leq \text{rank}(\mathcal{T}_{(n)})$ for all n . It is also easy to show that the multi-linear rank is lower bounded by the rank of the matricizations. Indeed, suppose \mathcal{T} has multi-linear rank (R_1, \dots, R_N) . Then, there exists a rank (R_1, \dots, R_N) Tucker decomposition $\mathcal{T} = \mathcal{G} \times_1 \mathbf{U}_1 \times_2 \cdots \times_N \mathbf{U}_N$. Using Theorem 9, we can easily see that this implies $\text{rank}(\mathcal{T}_{(n)}) \leq R_n$ for all n . This proves the following theorem.

Theorem 14. *The multi-linear rank (R_1, R_2, \dots, R_N) of a tensor \mathcal{T} is given by the rank of its matricizations, i.e., $R_n = \text{rank}(\mathcal{T}_{(n)})$ for $n \in [N]$.*

Remark 15. *We list here some interesting properties of the Tucker decomposition and the Higher-Order SVD (HOSVD) algorithm for computing it.*

1. If $\mathcal{T} = \mathcal{G} \times_1 \mathbf{U}_1 \times_2 \cdots \times_{N-1} \mathbf{U}_{N-1} \times_N \mathbf{U}_N$ with all the \mathbf{U}_i orthogonal, then $\|\mathcal{T}\|_F = \|\mathcal{G}\|_F$ and $\text{vec}(\mathcal{G}) = (\mathbf{U}_1 \otimes \cdots \otimes \mathbf{U}_N) \text{vec}(\mathcal{T})$. Indeed, for $N = 3$ we have



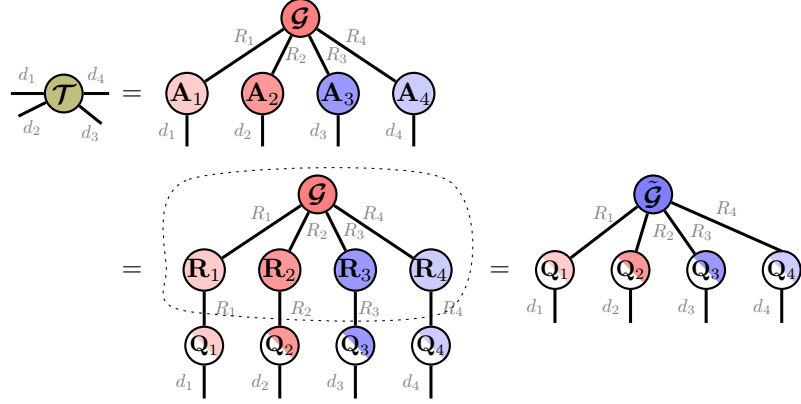
Observing that $\mathbf{U}_1 \otimes \mathbf{U}_2 \otimes \mathbf{U}_3$ is a left-orthogonal matrix, it follows that $\|\mathcal{T}\| = \|\text{vec}(\mathcal{T})\| = \|(\mathbf{U}_1 \otimes \mathbf{U}_2 \otimes \mathbf{U}_3) \text{vec}(\mathcal{T})\| = \|\text{vec}(\mathcal{G})\| = \|\mathcal{G}\|$.

2. If we do not enforce any orthogonality constraints on the factor matrices and fix the core tensor to be a copy tensor,

$$\text{tensor}, \begin{array}{c} R_1 \quad R_4 \\ \diagdown \quad \diagup \\ \mathcal{G} \\ \diagup \quad \diagdown \\ R_2 \quad R_3 \end{array} = \begin{array}{c} R_1 \quad R_4 \\ \diagdown \quad \diagup \\ \bullet \\ \diagup \quad \diagdown \\ R_2 \quad R_3 \end{array}, \text{ we recover the CP decomposition.}$$

3. If $\mathcal{T} = \mathcal{G} \times_1 \mathbf{A}_1 \times_2 \mathbf{A}_2 \times_3 \mathbf{A}_3 \times_4 \mathbf{A}_4$, with $\mathbf{A}_1, \mathbf{A}_2, \mathbf{A}_3$ and \mathbf{A}_4 not necessarily orthogonal, then there exists $\tilde{\mathcal{G}}$ (of the same size as \mathcal{G}) and $\mathbf{Q}_1, \mathbf{Q}_2, \mathbf{Q}_3$ and \mathbf{Q}_4 orthogonal such that $\mathcal{T} = \tilde{\mathcal{G}} \times_1 \mathbf{Q}_1 \times_2 \mathbf{Q}_2 \times_3 \mathbf{Q}_3 \times_4 \mathbf{Q}_4$.

Proof. By performing QR decomposition on each factor matrix, we obtain



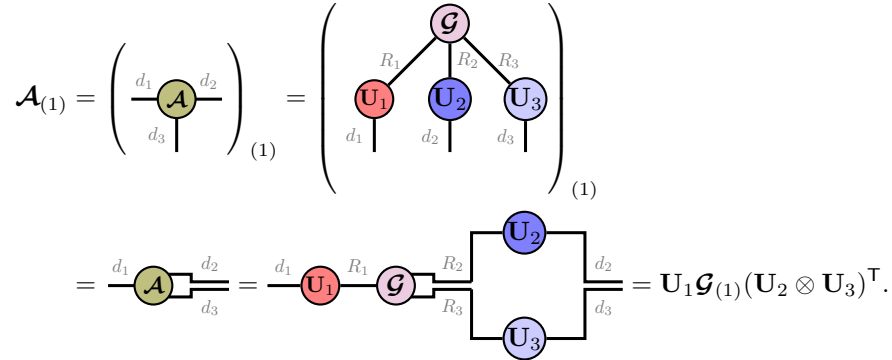
□

4. For an N -th order d -dimensional tensor, the number of parameters in its Tucker decomposition is $\mathcal{O}(R^N + NdR)$ assuming $R_1 = \dots = R_N = R$.
5. We conclude this section by showing how the mode- n matricization of the Tucker decomposition of a tensor can be expressed using Kronecker products.

Proposition 16. Let $\mathcal{A} \in \mathbb{R}^{d_1 \times d_2 \times \dots \times d_N}$. If $\mathcal{A} = \mathcal{G} \times_1 \mathbf{U}_1 \times_2 \dots \times_N \mathbf{U}_N$ then

$$\mathcal{A}_{(i)} = \mathbf{U}_i \mathcal{G}_{(i)} (\mathbf{U}_1 \otimes \dots \otimes \mathbf{U}_{(i-1)} \otimes \mathbf{U}_{(i+1)} \otimes \dots \otimes \mathbf{U}_N)^\top.$$

Proof. Assume $N = 3$ and $n = 1$, then we obtain



□

3.3 Tensor Train (TT) Decomposition

The Tensor Train (TT) decomposition [Oseledets, 2010] is another popular tensor factorization model. It decomposes an N -th order tensor into N smaller third-order tensors. A rank- (R_1, \dots, R_{N-1}) tensor train decomposition of a tensor $\mathcal{S} \in \mathbb{R}^{d_1 \times \dots \times d_N}$ factorizes it into a product of N third-order tensors⁶, $\mathcal{G}_n \in \mathbb{R}^{R_{n-1} \times d_n \times R_n}$ for $n \in [N]$, with $R_0 = R_N = 1$:

$$\mathcal{S}_{i_1, \dots, i_N} = \sum_{r_0=1}^{R_0} \sum_{r_1=1}^{R_1} \dots \sum_{r_{N-1}=1}^{R_{N-1}} \sum_{r_N=1}^{R_N} \prod_{n=1}^N \mathcal{G}_n(r_{n-1}, i_n, r_n) := \text{TT}((\mathcal{G}_n)_{n=1}^N),$$

⁶The first and last cores can be thought as matrices rather than third-order tensors since they have a singleton dimension. However, considering them as third-order tensors allows us to lighten some notations.

for all $i_1 \in [d_1], \dots, i_N \in [d_N]$. The *TT-rank* of \mathcal{S} is the smallest $(R_1, R_2, \dots, R_{N-1})$ such that \mathcal{S} admits an exact rank- $(R_1, R_2, \dots, R_{N-1})$ TT-decomposition $\mathcal{S} = \text{TT}((\mathcal{G}_n)_{n=1}^N)$. Similarly to the CP and Tucker decomposition, the rank can be viewed as a hyperparameter that controls the expressivity of the TT decomposition. That is, with a sufficiently large rank, a TT decomposition can represent any arbitrary tensor. The following tensor network illustrates the rank- (R_1, R_2, R_3) TT decomposition of a fourth-order tensor:

The TT decomposition was initially introduced in the quantum physics and condensed matter community as *Matrix Product States (MPS)*. In this context, the dimensions of the internal edges are referred to as *bond dimensions*, and the free legs are called *physical dimensions*. Next, we show how an exact TT decomposition of a tensor $\mathcal{S} \in \mathbb{R}^{d_1 \times \dots \times d_N}$ can be computed in polynomial time using successive singular value decomposition (SVD). This algorithm is known as the TT-SVD algorithm [Oseledets, 2010], but was introduced earlier in the quantum physics community and referred to as *successive Schmidt decompositions* [Vidal, 2004, McCulloch, 2007]. Before presenting the TT-SVD algorithm, we introduce the notions of left and right orthogonality for third-order tensors.

Definition 4. A core tensor $\mathcal{A}_n \in \mathbb{R}^{R_{n-1} \times d_n \times R_n}$ for $n \in [N]$ is *left-orthogonal* if $(\mathcal{A}_n)_{(3)}^T (\mathcal{A}_n)_{(3)} = \mathbf{I}_{R_n}$ and *right-orthogonal* if $(\mathcal{A}_n)_{(1)} (\mathcal{A}_n)_{(1)}^T = \mathbf{I}_{R_{n-1}}$. This can be illustrated using tensor networks as follows:

similarly,

The following theorem establishes the existence of a minimal tensor train decomposition for any tensor, and its proof is constructive, outlining the TT-SVD algorithm.

Theorem 17. (Computing (Orthogonal) Tensor Train Decomposition.) For any $\mathcal{S} \in \mathbb{R}^{d_1 \times \dots \times d_N}$, let $\mathcal{S}_{([n])} \in \mathbb{R}^{d_1 \times \dots \times d_n \times d_{n+1} \times \dots \times d_N}$ be the matricization obtained by mapping the first n modes of \mathcal{S} to the rows of $\mathcal{S}_{([n])}$. Then the TT rank (R_1, \dots, R_{N-1}) of \mathcal{S} is given by $R_n = \text{rank}(\mathcal{S}_{([n])})$ for all $n \in [N-1]$.

Proof. Let $R_n = \text{rank}(\mathcal{S}_{([n])})$. We first show that we can construct a TT decomposition of $\mathcal{S} \in \mathbb{R}^{d_1 \times \dots \times d_N}$ of rank $(R_1, R_2, \dots, R_{N-1})$ by successive QR decomposition. For simplicity, we consider the case $N = 4$, but the argument can easily be generalized.

We first take a QR decomposition of the first mode matricization of \mathcal{S} , which is of rank- R_1 :

Then, we do a QR decomposition of \mathbf{R}_1 obtained at the previous step:

For the exact QR decomposition to be of rank- R_2 , we first need to show that the rank of \mathbf{R}_1 , reshaped as a $R_1 d_2 \times d_3 d_4$ is at most R_2 . Observe that, since $\text{rank}(\mathcal{S}_{([2])}) = R_2$, there exist $\mathbf{A} \in \mathbb{R}^{d_1 d_2 \times R_2}$ and $\mathbf{B} \in \mathbb{R}^{R_2 \times d_3 d_4}$ such that $\mathcal{S}_{([2])} = \mathbf{A}\mathbf{B}$, i.e.,

By contracting \mathbf{Q}_1 with the first-mode matricization $\mathbf{S}_{(1)}$ and using the above factorization we obtain

$$\begin{array}{c} R_1 \\ \text{---} \end{array} \textcircled{\mathbf{Q}_1} \begin{array}{c} d_1 \\ \text{---} \end{array} \textcircled{\mathbf{S}} \begin{array}{c} d_2 \\ \text{---} \\ d_4 \\ \text{---} \end{array} d_3 = \begin{array}{c} R_1 \\ \text{---} \end{array} \textcircled{\mathbf{Q}_1} \begin{array}{c} d_1 \\ \text{---} \\ d_2 \\ \text{---} \end{array} \textcircled{\mathbf{S}} \begin{array}{c} d_3 \\ \text{---} \\ d_4 \\ \text{---} \end{array} = \begin{array}{c} R_1 \\ \text{---} \end{array} \textcircled{\mathbf{Q}_1} \begin{array}{c} d_1 \\ \text{---} \\ d_2 \\ \text{---} \end{array} \textcircled{\mathbf{A}} \begin{array}{c} R_2 \\ \text{---} \end{array} \textcircled{\mathbf{B}} \begin{array}{c} d_3 \\ \text{---} \\ d_4 \\ \text{---} \end{array}. \quad (10)$$

Moreover, since \mathbf{Q}_1 is orthogonal and comes from the QR factorization of $\mathbf{S}_{(1)}$, we have that $\mathbf{Q}_1 \mathbf{S}_{(1)}$ is equal to \mathbf{R}_1 , hence:

$$\begin{array}{c} R_1 \\ \text{---} \end{array} \textcircled{\mathbf{Q}_1} \begin{array}{c} d_1 \\ \text{---} \\ d_2 \\ \text{---} \end{array} \textcircled{\mathbf{S}} \begin{array}{c} d_3 \\ \text{---} \\ d_4 \\ \text{---} \end{array} = \begin{array}{c} R_1 \\ \text{---} \end{array} \textcircled{\mathbf{Q}_1} \begin{array}{c} d_1 \\ \text{---} \\ d_2 \\ \text{---} \end{array} \textcircled{\mathbf{Q}_1} \begin{array}{c} R_1 \\ \text{---} \end{array} \textcircled{\mathbf{R}_1} \begin{array}{c} d_3 \\ \text{---} \\ d_4 \\ \text{---} \end{array} = \begin{array}{c} R_1 \\ \text{---} \end{array} \textcircled{\mathbf{R}_1} \begin{array}{c} d_3 \\ \text{---} \\ d_4 \\ \text{---} \end{array}. \quad (11)$$

By combining the identities (10) and (11), we have

$$\begin{array}{c} R_1 \\ \text{---} \end{array} \textcircled{\mathbf{R}_1} \begin{array}{c} d_3 \\ \text{---} \\ d_4 \\ \text{---} \end{array} = \begin{array}{c} R_1 \\ \text{---} \end{array} \textcircled{\mathbf{Q}_1} \begin{array}{c} d_1 \\ \text{---} \\ d_2 \\ \text{---} \end{array} \textcircled{\mathbf{A}} \begin{array}{c} R_2 \\ \text{---} \end{array} \textcircled{\mathbf{B}} \begin{array}{c} d_3 \\ \text{---} \\ d_4 \\ \text{---} \end{array}.$$

Using Theorem 9, the TN above implies that reshaping \mathbf{R}_1 into a $R_1 d_2 \times d_3 d_4$ matrix, yields a matrix of rank at most R_2 . By repeating the steps above for \mathbf{R}_2 , we ultimately obtain a TT decomposition with rank- (R_1, R_2, R_3) where $R_n = \text{rank}(\mathbf{S}_{([n])})$ for $n \in [3]$, i.e.,

$$\begin{array}{c} d_1 \\ | \\ \textcircled{\mathbf{S}} \\ | \\ d_3 \end{array} \begin{array}{c} d_2 \\ \text{---} \\ d_4 \\ \text{---} \end{array} = \begin{array}{c} R_1 \\ \text{---} \end{array} \textcircled{\mathbf{Q}_1} \begin{array}{c} d_1 \\ \text{---} \\ d_2 \\ \text{---} \end{array} \textcircled{\mathbf{Q}_2} \begin{array}{c} R_2 \\ \text{---} \end{array} \textcircled{\mathbf{Q}_3} \begin{array}{c} R_3 \\ \text{---} \end{array} \textcircled{\mathbf{R}_3} \begin{array}{c} d_3 \\ \text{---} \\ d_4 \\ \text{---} \end{array}. \quad (12)$$

resulting in a TT decomposition where all cores are orthogonal except for the last core.

The algorithm above shows that, if $\tilde{R}_n = \text{rank}(\mathbf{S}_{([n])})$ for all n , then there exists a TT decomposition of rank- $(\tilde{R}_1, \dots, \tilde{R}_{N-1})$, showing that the TT rank (R_1, \dots, R_{N-1}) of \mathbf{S} is upper-bounded by the rank of the matricizations: $R_n \leq \text{rank}(\mathbf{S}_{([n])})$ for all n . It is also easy to show that the TT rank is lower-bounded by the rank of the matricizations. Indeed, suppose that \mathbf{S} has the TT rank (R_1, \dots, R_{N-1}) . Then, there exists a rank- (R_1, \dots, R_{N-1}) TT decomposition. Using Theorem 9, we can easily see that this implies $\text{rank}(\mathbf{S}_{([n])}) \leq R_n$ for all n . \square

Although the proof above uses successive QR decompositions to construct an exact TT decomposition, the algorithm commonly referred to as TT-SVD uses SVDs of the successive unfoldings. In the exact case, retaining all nonzero singular values yields TT ranks $R_n = \text{rank}(\mathbf{S}_{([n])})$. The advantage of the SVD formulation is that it immediately provides a low-rank approximation algorithm: at each step, truncated SVD can be used to prescribed TT ranks or according to a tolerance on the discarded singular values [Oseledets, 2010, Holtz et al., 2012b].

Another widely used approach for decomposing a tensor into the tensor-train (TT) format is the Alternating Least Squares (ALS) algorithm. Before introducing this method, we first describe the canonical form of the TT decomposition.

Definition 5. The TT decomposition $\text{TT}((\mathcal{A}_n)_{n=1}^N) \in \mathbb{R}^{d_1 \times \dots \times d_N}$ is said to be in canonical form with respect to a fixed index $j \in [N]$ if all cores with $n < j$ are left-orthogonal and all cores with $n > j$ are right-orthogonal, e.g., the following TT decomposition is in canonical form with respect to its third core tensor:

$$\begin{array}{c} R_1 \\ \text{---} \end{array} \textcircled{\mathcal{A}_1} \begin{array}{c} R_2 \\ \text{---} \end{array} \textcircled{\mathcal{A}_2} \begin{array}{c} R_3 \\ \text{---} \end{array} \textcircled{\mathcal{A}_3} \begin{array}{c} R_4 \\ \text{---} \end{array} \textcircled{\mathcal{A}_4} \begin{array}{c} R_5 \\ \text{---} \end{array} \textcircled{\mathcal{A}_5} \begin{array}{c} d_1 \\ | \\ \text{---} \\ d_2 \\ | \\ \text{---} \\ d_3 \\ | \\ \text{---} \\ d_4 \\ | \\ \text{---} \\ d_5 \\ | \\ \text{---} \end{array}$$

The cores on the left side of \mathcal{A}_3 are left-orthogonal and the cores on the right are right-orthogonal. The core \mathcal{A}_3 is called the center of orthogonality. Note that any TT decomposition can be efficiently converted to a canonical form w.r.t. any index $j \in [N]$ by performing a series of QR decompositions on the core tensors [Holtz et al., 2012a, Evenbly, 2018].

Computing TT with Alternating Least Squares (ALS) The single-site Tensor Train Alternating Least Squares (TT-ALS) method [Holtz et al., 2012a] starts with a TT decomposition in canonical form, initialized with a crude approximation (e.g., with random cores, or using TT-SVD). In the first step, the core \mathcal{A}_1 of the decomposition is non-orthogonal. During sweeps from left to right (respectively, right to left), the algorithm keeps all cores fixed except for the n -th one, \mathcal{A}_n , and optimizes it to minimize the distance to the target tensor. The resulting minimization problem is a simple least-squares problem, hence the name ALS. After updating \mathcal{A}_n , a QR decomposition is applied to ensure numerical stability and to maintain the canonical form. The non-orthonormal factor is then merged into the left (or right, depending on the sweep direction), a step known as *core orthogonalization*. A half-sweep of TT-ALS is presented in

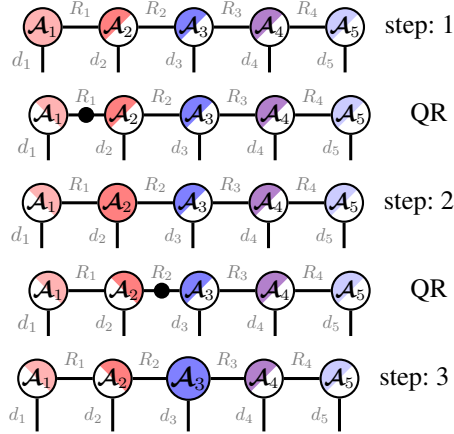


Figure 1: A half-sweep of TT-ALS

Figure 1. In each non-QR step, the fully colored core is optimized, and in each QR step, the non-orthogonal component (depicted by a black circle) is absorbed into the next core. This procedure repeats until reaching the right side of the decomposition, and then the same procedure is repeated from the right until reaching the left side (not demonstrated in this figure). The whole process is repeated until convergence.

Remark 18. This algorithm can be used with other loss functions in addition to the reconstruction error. In this case, the optimization of the loss w.r.t. one of the cores may not result in a least-squares problem, it is thus not called ALS anymore, but simply alternating minimization. There also exists a two-site variant of this algorithm where pairs of consecutive cores are merged and optimized jointly at each iteration, before being split back in two using truncated SVD [Holtz et al., 2012a].

In the next section, we first introduce the TT-matrix, also known as the Matrix Product Operator (MPO), and then demonstrate how to perform operations efficiently in the TT format.

3.4 Efficient Operations in TT Format

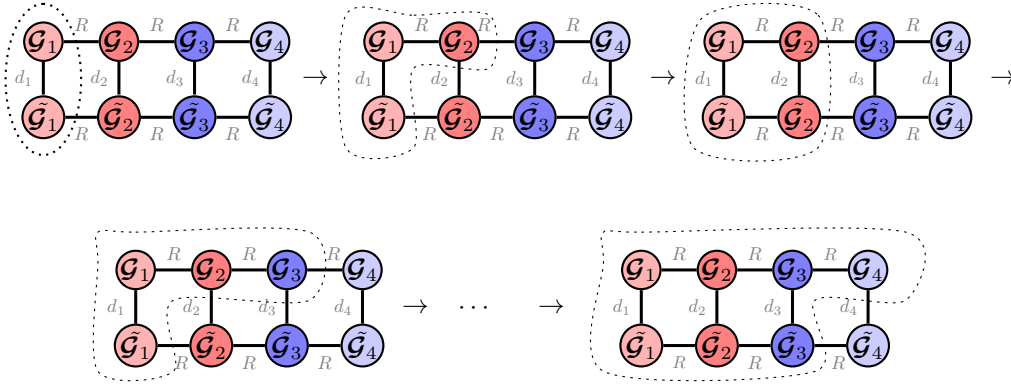
A key advantage of the Tensor Train (TT) format is that it not only provides a low-rank representation of high-dimensional tensors, but also enables efficient execution of key algebraic operations. In this section, we present the main operations that can be performed efficiently in TT format. We begin by describing the computation of inner products between two tensor-train (TT) tensors. We then introduce the Matrix Product Operator (MPO) representation for large matrices, followed by the matrix–vector product (mat–vec) in the TT format. Next, we discuss TT rounding, a crucial procedure for controlling the growth of TT ranks. We conclude by outlining additional operations that can be performed efficiently within the TT framework, together with their computational complexities.

Inner Product As mentioned in Section 1.1, for both tensors and vectors, the inner product is obtained by connecting all corresponding indices. Suppose that we have two fourth-order tensors $\mathcal{T} = \text{TT}((\mathcal{G}_n)_{n=1}^N)$, $\tilde{\mathcal{T}} = \text{TT}((\tilde{\mathcal{G}}_n)_{n=1}^N) \in$

$\mathbb{R}^{d_1 \times \dots \times d_4}$ in the TT format. Then, the inner product can be computed efficiently, e.g.,

$$\begin{aligned}
 \langle \mathcal{T}, \tilde{\mathcal{T}} \rangle &= \begin{array}{c} \textcircled{\mathcal{G}}_1 \textcircled{\mathcal{G}}_2 \textcircled{\mathcal{G}}_3 \textcircled{\mathcal{G}}_4 \\ \textcircled{\tilde{\mathcal{G}}}_1 \textcircled{\tilde{\mathcal{G}}}_2 \textcircled{\tilde{\mathcal{G}}}_3 \textcircled{\tilde{\mathcal{G}}}_4 \end{array} \\
 &= \begin{array}{c} \textcircled{\mathcal{A}}_1 \textcircled{\mathcal{A}}_2 \textcircled{\mathcal{A}}_3 \textcircled{\mathcal{A}}_4 \end{array} = \begin{array}{c} \textcircled{\mathcal{A}}_1 \textcircled{\mathcal{A}}_2 \textcircled{\mathcal{A}}_3 \textcircled{\mathcal{A}}_4 \end{array}, \tag{13}
 \end{aligned}$$

where, for simplicity, we assume that all the ranks are equal to R . The complexity of computing the inner product of two N -th order tensors in TT format with the process described in Eqn. (13) is $\mathcal{O}(NdR^4)$ provided that $d_1 = \dots = d_N = d$ and $R_1 = \dots = R_{N-1} = R$. This represents a significant improvement compared to the standard method, which has a complexity of $\mathcal{O}(d^N)$. Therefore, the TT format provides an efficient and practical approach for performing operations on high-dimensional tensors of low TT rank. Moreover, cores can be contracted in an even more efficient manner:

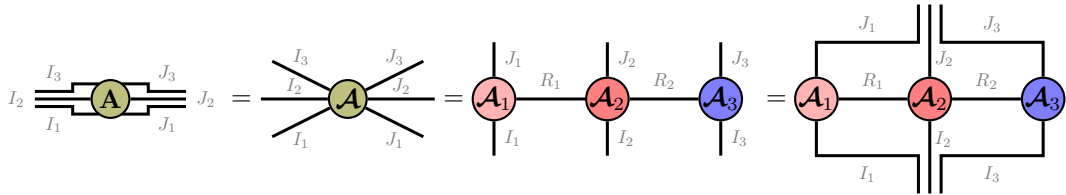


As we can see above, the complexity of computing the inner product between two vectors of size $\mathcal{O}(d^N)$ can be reduced to $\mathcal{O}(NdR^3)$. In general, determining the optimal order of contraction for an arbitrary tensor network is an NP-hard problem [Chi-Chung et al., 1997].

Matrix Product Operator (MPO) As a generalization of the TT decomposition, we introduce the Matrix Product Operator (MPO) [Oseledets, 2010]. An MPO, also known as a TT-matrix, is a chain of four-way tensors that is used to represent a matrix. It was originally developed to describe operators acting on multi-body quantum systems. In simple terms, an MPO is a method of representing a matrix using tensors. Suppose that we have a matrix of size $\mathbf{A} \in \mathbb{R}^{I_1 I_2 \dots I_N \times J_1 J_2 \dots J_N}$. For $n \in [N]$, let $\mathcal{A}_n \in \mathbb{R}^{R_{n-1} \times I_n \times J_n \times R_n}$ with $R_0 = R_N = 1$. A rank- (R_1, \dots, R_N) MPO decomposition of \mathbf{A} is given by

$$\mathbf{A}_{i_1 i_2 \dots i_N, j_1 j_2 \dots j_N} = (\mathcal{A}_1)_{i_1, j_1, :, :} (\mathcal{A}_2)_{:, i_2, j_2, :} \dots (\mathcal{A}_{N-1})_{:, i_{N-1}, j_{N-1}, :} (\mathcal{A}_N)_{:, i_N, j_N, :},$$

for all indices $i_1 \in [I_1], \dots, i_N \in [I_N]$ and $j_1 \in [J_1], \dots, j_N \in [J_N]$. Here is an example of a MPO decomposition for a matrix $\mathbf{A} \in \mathbb{R}^{I_1 I_2 I_3 \times J_1 J_2 J_3}$ of rank (R_1, R_2) in the tensor network notation:



Matrix-vector Product in MPO The product between a matrix

OPERATION	OUTPUT RANKS	COMPLEXITY
$\mathcal{C} = \mathcal{A} \cdot \text{const}$	$R(\mathcal{C}) = R(\mathcal{A})$	$\mathcal{O}(d R(\mathcal{A}))$
$\mathcal{C} = \mathcal{A} + \text{const}$	$R(\mathcal{C}) \leq R(\mathcal{A}) + 1$	$\mathcal{O}(nd R(\mathcal{A})^2)$
$\mathcal{C} = \mathcal{A} + \mathcal{B}$	$R(\mathcal{C}) \leq R(\mathcal{A}) + R(\mathcal{B})$	$\mathcal{O}(nd R(\mathcal{C})^2)$
$\mathcal{C} = \mathcal{A} \odot \mathcal{B}$	$R(\mathcal{C}) \leq R(\mathcal{A}) R(\mathcal{B})$	$\mathcal{O}(nd R(\mathcal{A})^2 R(\mathcal{B})^2)$
$\text{sum} \mathcal{A}$	–	$\mathcal{O}(nd R(\mathcal{A})^2)$
$\ \mathcal{A}\ _F$	–	$\mathcal{O}(nd R(\mathcal{A})^3)$

Table 1: Efficient operations on tensors in the TT-format (table taken from [Novikov et al., 2014].)

$\mathbf{A} \in \mathbb{R}^{I_1 I_2 I_3 \times J_1 J_2 J_3}$ (given as a TT-matrix) and a vector $\mathbf{v} \in \mathbb{R}^{I_1 I_2 I_3}$ (given in TT format) can be efficiently computed:

$$\begin{array}{c} \text{v} \end{array} \begin{array}{c} I_1 I_2 I_3 \end{array} \begin{array}{c} \mathbf{A} \end{array} \begin{array}{c} J_1 J_2 J_3 \end{array} = \begin{array}{c} J_1 \\ \mathcal{A}_1 \\ I_1 \\ \mathcal{G}_1 \end{array} \begin{array}{c} R_1 \\ \mathcal{A}_2 \\ I_2 \\ \mathcal{G}_2 \end{array} \begin{array}{c} J_2 \\ \mathcal{A}_3 \\ I_3 \\ \mathcal{G}_3 \end{array} = \begin{array}{c} R_1 S_1 \\ \mathcal{H}_1 \\ J_1 \end{array} \begin{array}{c} R_2 S_2 \\ \mathcal{H}_2 \\ J_2 \end{array} \begin{array}{c} \mathcal{H}_3 \\ J_3 \end{array} \quad (14)$$

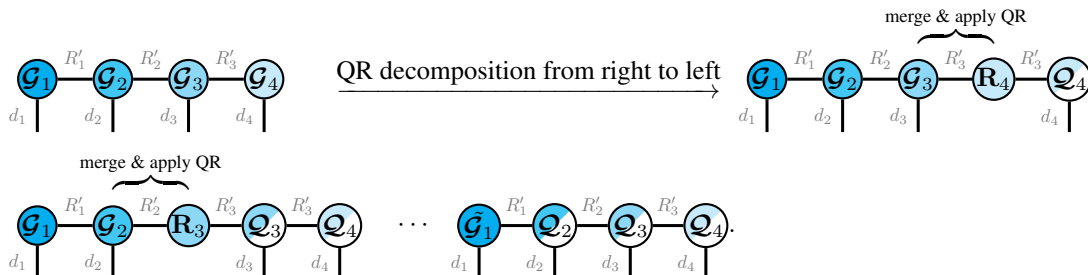
In the last equality, each pair of cores $\mathcal{A}_i, \mathcal{G}_i$ has been merged to obtain the core \mathcal{H}_i (for $i = 1, 2, 3$), resulting in a TT vector with ranks $(R_1 S_1, R_2 S_2)$. More generally, for an N -th order tensor, if $I_1 = \dots = I_N = I$, $J_1 = \dots = J_N = J$, $R_1 = \dots = R_{N-1} = R$, and $S_1 = \dots = S_{N-1} = S$, the overall computational complexity of the matrix-vector product is $\mathcal{O}(NR^2 S^2 IJ)$.

As illustrated with the matrix-vector product above, performing operations in the TT format can lead to an increase in TT ranks. This applies to basic linear algebra operations, such as summation and the entry-wise product of tensors. Although the resulting tensors remain in the TT format, the ranks typically grow as a consequence of these operations [Oseledets, 2010]. A summary of these operations and their effects on the TT ranks is provided in Table 1 [Novikov et al., 2014]. In this table, the term R refers to the maximal TT rank, i.e., $R(\mathcal{A}) = \max_{i=0, \dots, N} R_i$, n to the order of the tensor, and d to its maximal dimension.

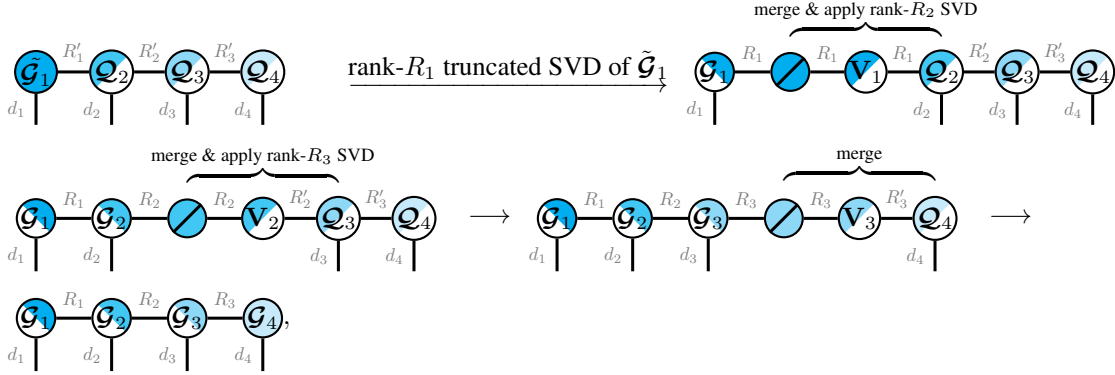
The TT-rounding algorithm [Oseledets, 2010] can be used to reduce the ranks when needed (at the cost of some approximation error).

TT-rounding As noted earlier, tensor operations in the TT format, such as addition or multiplication, generally lead to an increase in the TT ranks. To prevent uncontrolled rank growth while maintaining accuracy, it is necessary to perform rank reduction. This is achieved by applying a *TT-rounding* procedure: starting from an N -th order TT tensor with ranks R'_k for $k \in [N - 1]$, the goal is to find a good approximation with lower TT rank R_k . A naive and inefficient way to achieve this would be to reconstruct the full tensor and perform TT-SVD to obtain a rank (R_1, \dots, R_{N-1}) TT approximation. It turns out that this can be done without reconstructing the full tensor! We show that the following procedure is exactly equivalent to performing TT-SVD on the full tensor.

First, the tensor is orthogonalized by performing a sequence of QR decompositions on the TT cores in a left-to-right (or right-to-left) sweep. Subsequently, a truncation step is performed on each core using a truncated SVD, where singular values are discarded according to a prescribed rank- R_k . The truncated factors are then redistributed back into adjacent TT cores, yielding a new TT representation with reduced ranks while controlling the approximation error. As an illustrative example, let us consider a fourth-order tensor given in the TT format with rank- R'_k . As a first step, we perform the QR decomposition from right to left:



The procedure continues with truncated SVDs from left to right:



where in the final step, all remaining tensors are contracted and combined into the final core \mathcal{G}_4 . One can show that this procedure is *exactly* equivalent to performing TT-SVD.

As expected, several other tensor networks are not covered in this chapter. In the next section, we briefly introduce some of them, which are notable generalizations of the Tucker and TT decompositions.

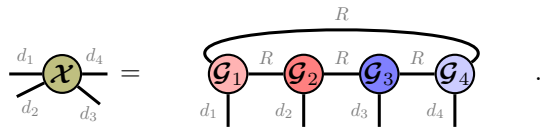
3.5 Other decompositions: Tensor Ring, PEPS & Hierarchical Tucker

A first popular extension of Tensor Train is the Tensor Ring decomposition.

Tensor Ring Decomposition The Tensor Ring (TR) decomposition is a generalization of the TT decomposition [Zhao et al., 2016]. Originally introduced in quantum physics, it has recently gained popularity in the machine learning community [Wang et al., 2017, 2018, Yuan et al., 2018]. While the TR decomposition is known to have some numerical stability issues [Batselier, 2018, Chen et al., 2020], it generally requires fewer parameters and achieves better compression ratios than TT decomposition in practice [Mickelin and Karaman, 2020]. Let $\mathcal{X} \in \mathbb{R}^{d_1 \times \dots \times d_N}$ be an N -th order tensor. Let $\mathcal{G}_n \in \mathbb{R}^{R_{n-1} \times d_n \times R_n}$ for $n \in [N]$ be the core tensors. The rank- R tensor ring decomposition of the tensor \mathcal{X} is given by

$$\mathcal{X}_{i_1, \dots, i_N} = \sum_{r_1=1}^{R_1} \dots \sum_{r_N=1}^{R_N} (\mathcal{G}_1)_{r_N, i_1, r_1} (\mathcal{G}_2)_{r_1, i_2, r_2} \dots (\mathcal{G}_{N-1})_{r_{N-2}, i_{N-1}, r_{N-1}} (\mathcal{G}_N)_{r_{N-1}, i_N, r_N},$$

for all indices $i_1 \in [d_1], \dots, i_N \in [d_N]$. The TR decomposition can be represented in a tensor network notation for a fourth-order tensor as follows:

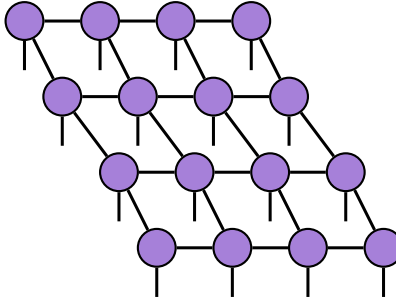


As a special case of tensor ring decomposition, we can also obtain a rank-one decomposition by setting all the ranks equal to one:

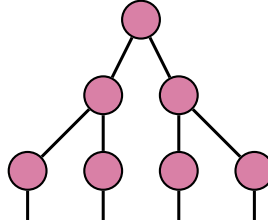
$$\mathcal{X}_{i_1, \dots, i_N} = \mathcal{g}_1 \mathcal{g}_2 \mathcal{g}_3 \mathcal{g}_4 = \mathbf{x}^1 \circ \mathbf{x}^2 \circ \mathbf{x}^3 \circ \mathbf{x}^4.$$

Projected Entangled Pair States (PEPS) The family of Projected Entangled Pair States (PEPS) has emerged as one of the generalizations of the TT decomposition to higher-order lattice structures in quantum physics [Verstraete and Cirac, 2004, Orús, 2014]. PEPS are tensor networks structured as two-dimensional arrays of fifth-order core tensors.

The following is the PEPS tensor diagram corresponding to a 4×4 square lattice:



Tree Tensor Networks/ Hierarchical Tucker Decomposition Another tensor network of particular interest is the Tree Tensor Networks (TTN) or Hierarchical Tucker (HT) decomposition, originally introduced in [Hackbusch and Kühn, 2009, Grasedyck, 2010]. A key advantage of this tensor network is its higher expressive power compared to simpler models like the TT decomposition. The tensor network diagram for the HT decomposition of a fourth-order tensor is shown below:



4 Computing Gradients of Tensor Networks

Optimizing tensor networks in a general setting is a significant challenge in many research areas. Although many optimization techniques have been developed for matrices, extending these methods to tensor networks can remain challenging [Liao et al., 2019]. This complexity stems from the high computational cost of tensor contractions and the lack of efficient optimization algorithms for higher-dimensional cases. Additionally, manually computing gradients using the chain rule can seem daunting beyond simple tensor network structures. In this chapter, we introduce an elegant and intuitive approach for deriving higher-order derivatives using the graphical notation of a tensor network. This approach illustrates that derivatives of tensor network functions often inherit the low-rank structure of the initial tensor network.

In the next section, we first define the classical concepts of gradient and Jacobian for functions that take vectors as input. We then extend these concepts to functions that take tensors as inputs and produce tensors as outputs.

4.1 Jacobians

We first recall the classical notions of gradient and Jacobian of functions defined over \mathbb{R}^n .

Definition 6. For $f : \mathbb{R}^n \rightarrow \mathbb{R}$ and $g : \mathbb{R}^n \rightarrow \mathbb{R}^p$. The gradient of f and the Jacobian of g at $\theta \in \mathbb{R}^n$ are defined by

$$\nabla_{\theta} f = \left[\frac{\partial f(\theta)}{\partial \theta_1}, \frac{\partial f(\theta)}{\partial \theta_2}, \dots, \frac{\partial f(\theta)}{\partial \theta_n} \right]^T = \text{pink circle with } n \text{ legs} \in \mathbb{R}^n,$$

and

$$\frac{\partial g(\theta)}{\partial \theta} = \left(\frac{\partial g(\theta)_i}{\partial \theta_j} \right)_{\substack{i=1, \dots, p \\ j=1, \dots, n}} = \text{pink circle with } p \text{ legs and } n \text{ legs} \in \mathbb{R}^{p \times n}.$$

We can naturally extend the notion of Jacobian to functions that take tensors as input and output tensors (of arbitrary orders).

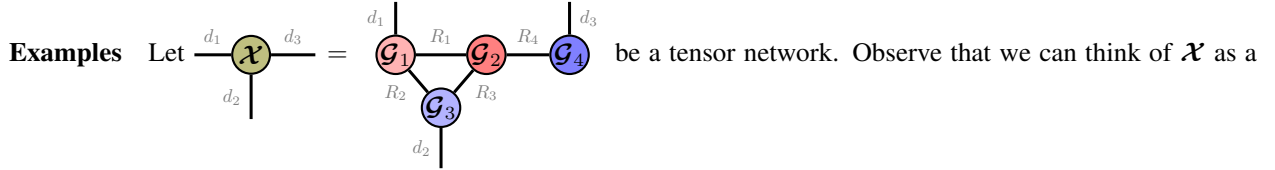
Definition 7. Let $f : \mathbb{R}^{n_1 \times \dots \times n_N} \rightarrow \mathbb{R}^{m_1 \times \dots \times m_M}$. The Jacobian tensor of f at $\theta \in \mathbb{R}^{n_1 \times \dots \times n_N}$ is the tensor $\frac{\partial f}{\partial \theta} \in \mathbb{R}^{m_1 \times \dots \times m_M \times n_1 \times \dots \times n_N}$ defined by

$$\begin{aligned} \frac{\partial f(\theta)}{\partial \theta} &= \left(\frac{\partial f(\theta)_{i_1, \dots, i_M}}{\partial \theta_{j_1, \dots, j_N}} \right)_{\substack{i_1 \in [m_1], \dots, i_M \in [m_M] \\ j_1 \in [n_1], \dots, j_N \in [n_N]}} \\ &= \begin{array}{c} \begin{array}{c} m_1 \quad n_1 \\ \diagdown \quad \diagup \\ \bullet \\ \diagup \quad \diagdown \\ m_2 \quad n_2 \\ \vdots \quad \vdots \\ m_M \quad n_M \end{array} \end{array} \in \mathbb{R}^{m_1 \times \dots \times m_M \times n_1 \times \dots \times n_N}. \end{aligned}$$

The following theorem demonstrates that first-order derivatives of tensor networks with respect to a core tensor can be easily computed using tensor networks.

Theorem 19. Let \mathcal{T} be a tensor given as a tensor network, where \mathcal{G} is a core tensor appearing only once in the tensor network. Then $\frac{\partial \mathcal{T}}{\partial \mathcal{G}}$ is obtained by removing \mathcal{G} from the tensor network of \mathcal{T} .

The following examples illustrate how Theorem 19 can be applied to tensor networks.

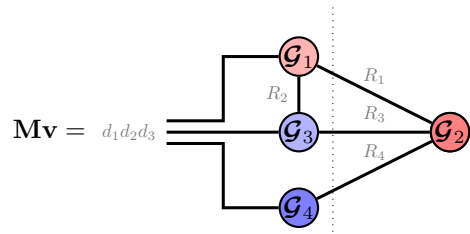


function of any of the core tensors of its tensor network representation. We can thus naturally ask what the Jacobian of \mathcal{X} is with respect to, e.g., \mathcal{G}_2 or \mathcal{G}_4 . The previous theorem gives us an easy way to compute these derivatives:

- According to Theorem 19, to find the gradient of \mathcal{X} with respect to \mathcal{G}_2 , we need to remove the core \mathcal{G}_2 from the tensor network, i.e.,

$$\frac{\partial}{\partial \mathcal{G}_2} \left(\begin{array}{c} d_1 \\ | \\ \mathcal{G}_1 \\ | \\ R_2 \\ \diagdown \quad \diagup \\ \mathcal{G}_3 \\ | \\ d_2 \\ \diagup \quad \diagdown \\ R_3 \\ | \\ \mathcal{G}_2 \\ | \\ R_4 \\ | \\ \mathcal{G}_4 \\ | \\ d_3 \end{array} \right) = \begin{array}{c} d_1 \\ | \\ \mathcal{G}_1 \\ | \\ R_2 \\ \diagdown \quad \diagup \\ \mathcal{G}_3 \\ | \\ d_2 \\ \diagup \quad \diagdown \\ R_4 \\ | \\ \mathcal{G}_4 \\ | \\ d_3 \end{array}$$

To understand why this procedure works, we can view the tensor decomposition of \mathcal{X} as a matrix-vector product:



where $\mathbf{v} = \text{vec}(\mathcal{G}_2)$ and \mathbf{M} is the matrix obtained by matricization of the remaining part of the tensor network. Using the classical identity for the Jacobian of a linear map, the expected result is obtained:

$$\frac{\partial \mathbf{M}\mathbf{v}}{\partial \mathbf{v}} = \mathbf{M} = \begin{array}{c} d_1 d_2 d_3 \\ \equiv \\ \begin{array}{c} \mathcal{G}_1 \\ | \\ R_2 \\ \diagdown \quad \diagup \\ \mathcal{G}_3 \\ | \\ d_2 \\ \diagup \quad \diagdown \\ R_4 \\ | \\ \mathcal{G}_4 \end{array} \end{array} \begin{array}{c} R_1 R_3 R_4 \\ \equiv \\ \mathbb{R}^{d_1 d_2 d_3 \times R_1 R_3 R_4} \end{array}$$

- According to Theorem 19 to find the gradient of \mathcal{X} with respect to \mathcal{G}_4 , we need to remove the core \mathcal{G}_4 from the corresponding tensor network. i.e.,

$$\frac{\partial}{\partial \mathcal{G}_4} \left(\begin{array}{c} d_1 \\ | \\ \mathcal{G}_1 \\ | \\ R_2 \\ | \\ \mathcal{G}_3 \\ | \\ d_2 \end{array} \begin{array}{c} R_1 \\ | \\ \mathcal{G}_2 \\ | \\ R_3 \\ | \\ \mathcal{G}_4 \\ | \\ d_3 \end{array} \right) = \begin{array}{c} d_1 \\ | \\ \mathcal{G}_1 \\ | \\ R_2 \\ | \\ \mathcal{G}_3 \\ | \\ d_2 \end{array} \begin{array}{c} R_1 \\ | \\ \mathcal{G}_2 \\ | \\ R_3 \\ | \\ \text{---} \\ | \\ d_3 \end{array} .$$

Observe that the dangling leg of \mathcal{G}_4 remains in the Jacobian tensor! To understand why this is the case, we can again view the tensor decomposition of \mathcal{X} as a matrix-vector product $\mathbf{M}\mathbf{v}$, such that

$$\mathbf{M}\mathbf{v} = \begin{array}{c} R_1 \\ | \\ \mathcal{G}_1 \\ | \\ R_2 \\ | \\ \mathcal{G}_3 \\ | \\ d_1 d_2 d_3 \end{array} \begin{array}{c} R_1 \\ | \\ \mathcal{G}_2 \\ | \\ R_3 \\ | \\ \mathcal{G}_4 \\ | \\ \text{---} \end{array} ,$$

where now $\mathbf{v} = \text{vec}(\mathcal{G}_4)$. Taking derivative of this tensor network with respect to $\mathbf{v} = \text{vec}(\mathcal{G}_4)$ gives us the expected result:

$$\frac{\partial \mathbf{M}\mathbf{v}}{\partial \mathbf{v}} = \mathbf{M} = \begin{array}{c} R_1 \\ | \\ \mathcal{G}_1 \\ | \\ R_2 \\ | \\ \mathcal{G}_3 \\ | \\ d_1 d_2 d_3 \end{array} \begin{array}{c} R_1 \\ | \\ \mathcal{G}_2 \\ | \\ R_3 \\ | \\ \text{---} \end{array} \in \mathbb{R}^{d_1 d_2 d_3 \times R_4} .$$

Note that taking the derivative with respect to a tensor removes only the corresponding node from the network, but leaves its connecting edges (legs) intact.

We now illustrate how Theorem 19 can be used to effortlessly recover classical derivatives and gradient computations.

Re-deriving Classical Identities with Tensor Networks

1. $\frac{\partial \langle \mathbf{u}, \mathbf{v} \rangle}{\partial \mathbf{u}} = \frac{\partial \left(\begin{array}{c} \mathbf{u} \\ \text{---} \\ \mathbf{v} \end{array} \right)}{\partial \left(\begin{array}{c} \mathbf{u} \\ \text{---} \end{array} \right)} = \begin{array}{c} \mathbf{v} \\ \text{---} \end{array} = \mathbf{v}$
2. $\frac{\partial \mathbf{A}\mathbf{x}}{\partial \mathbf{x}} = \frac{\partial \left(\begin{array}{c} \mathbf{A} \\ \text{---} \\ \mathbf{x} \end{array} \right)}{\partial \left(\begin{array}{c} \mathbf{x} \\ \text{---} \end{array} \right)} = \begin{array}{c} \mathbf{A} \\ \text{---} \end{array} = \mathbf{A}$
3. $\frac{\partial \mathbf{x}^\top \mathbf{A} \mathbf{x}}{\partial \mathbf{A}} = \frac{\partial \left(\begin{array}{c} \mathbf{x} \\ \text{---} \\ \mathbf{A} \\ \text{---} \\ \mathbf{x} \end{array} \right)}{\partial \left(\begin{array}{c} \mathbf{A} \\ \text{---} \end{array} \right)} = \begin{array}{c} \mathbf{x} \\ \text{---} \end{array} \begin{array}{c} \text{---} \\ \mathbf{x} \end{array} = \mathbf{x} \circ \mathbf{x}$
4. $\frac{\partial \text{tr}(\mathbf{A})}{\partial \mathbf{A}} = \frac{\partial \left(\begin{array}{c} \text{---} \\ \mathbf{A} \\ \text{---} \end{array} \right)}{\partial \left(\begin{array}{c} \mathbf{A} \\ \text{---} \end{array} \right)} = \begin{array}{c} \text{---} \\ \text{---} \end{array} = \mathbf{I}$
5. $\frac{\partial \mathbf{A}\mathbf{x}}{\partial \mathbf{A}} = \frac{\partial \left(\begin{array}{c} \mathbf{A} \\ \text{---} \\ \mathbf{x} \end{array} \right)}{\partial \left(\begin{array}{c} \mathbf{A} \\ \text{---} \end{array} \right)} = \text{---} \circ \begin{array}{c} \mathbf{x} \\ \text{---} \end{array} = \mathbf{I} \circ \mathbf{x},$

where in the last identity, the result is a third-order tensor. Theorem 19 applies when the tensor with respect to which the derivative is taken appears only once in the network. The following theorem shows how to handle the case where the tensor appears multiple times.

Theorem 20. Let \mathcal{T} be a tensor network where \mathcal{G} is a core tensor. If \mathcal{G} appears k times in the tensor network of \mathcal{T} , then $\frac{\partial \mathcal{T}}{\partial \mathcal{G}}$ is obtained by summing k copies of the tensor network of \mathcal{T} , where a different occurrence of \mathcal{G} is removed in each copy.

The following examples illustrate how Theorem 20 can be applied.

Examples

- Let $\mathbf{x} \in \mathbb{R}^d$ and $\mathbf{A} \in \mathbb{R}^{d \times d}$

$$\begin{aligned} \frac{\partial \mathbf{x}^\top \mathbf{A} \mathbf{x}}{\partial \mathbf{x}} &= \frac{\partial \left(\overset{d}{\mathbf{x}} \text{---} \overset{d}{\mathbf{A}} \text{---} \overset{d}{\mathbf{x}} \right)}{\partial \left(\overset{d}{\mathbf{x}} \right)} = \overset{d}{\mathbf{A}} \text{---} \overset{d}{\mathbf{x}} + \overset{d}{\mathbf{x}} \text{---} \overset{d}{\mathbf{A}} \\ &= \mathbf{A} \mathbf{x} + \mathbf{A}^\top \mathbf{x} = (\mathbf{A} \mathbf{x} + \mathbf{A}^\top \mathbf{x}). \end{aligned}$$

- Suppose $\mathbf{X} \in \mathbb{R}^{n \times m}$, $\mathbf{W} \in \mathbb{R}^{m \times n}$

$$\begin{aligned} \frac{\partial \|\mathbf{X}\mathbf{W} - \mathbf{Y}\|_F^2}{\partial \mathbf{W}} &= \frac{\partial \text{tr}(\mathbf{W}^\top \mathbf{X}^\top \mathbf{X} \mathbf{W})}{\partial \mathbf{W}} \\ &= \frac{\partial \left(\overset{m}{\mathbf{W}} \text{---} \overset{n}{\mathbf{X}} \text{---} \overset{n}{\mathbf{X}} \text{---} \overset{m}{\mathbf{W}} \right)}{\partial \left(\overset{n}{\mathbf{W}} \text{---} \overset{m}{\mathbf{W}} \right)} \\ &= \overset{m}{\mathbf{X}} \text{---} \overset{n}{\mathbf{X}} \text{---} \overset{m}{\mathbf{W}} \text{---} \overset{n}{\mathbf{W}} + \overset{n}{\mathbf{W}} \text{---} \overset{m}{\mathbf{X}} \text{---} \overset{n}{\mathbf{X}} \text{---} \overset{m}{\mathbf{W}} \\ &= 2\mathbf{X}^\top \mathbf{X} \mathbf{W}. \end{aligned}$$

We conclude this chapter by presenting several applications of tensor network gradients.

4.2 Applications

There is a wide range of applications for tensor network gradients, we highlight two notable examples here.

We first briefly introduce the notion of loss functions and explain how the chain rule can be easily applied with expressions involving tensors and Jacobian tensors. A loss function $L : S \times S \rightarrow \mathbb{R}^{\geq 0}$ serves to measure the error or cost incurred by a computational model, algorithm, or decision process when producing the output $\hat{y} \in S$ as a prediction of the ground truth $y \in S$. The goal of many learning and optimization algorithms is to minimize this loss. One approach is to use the Frobenius norm for the difference between the predicted output and the ground truth. To minimize the Frobenius norm when both the input and output are tensors, Jacobians can be used to compute the necessary gradients. Let $\mathcal{A} \in \mathbb{R}^{d_1 \times d_2 \times d_3}$ be the ground truth and $\mathcal{T} \in \mathbb{R}^{d_1 \times d_2 \times d_3}$ be the predicted output. Using

Looking at the resulting TN, one can see that it can be expressed using matricizations and the Khatri-Rao product:

$$\begin{aligned}
 \frac{\partial L}{\partial \mathbf{G}_1} &= \frac{\partial L}{\partial \llbracket \mathbf{G}_1, \mathbf{G}_2, \mathbf{G}_3 \rrbracket} \frac{\partial \llbracket \mathbf{G}_1, \mathbf{G}_2, \mathbf{G}_3 \rrbracket}{\partial \mathbf{G}_1} \\
 &= \begin{array}{c} \text{2}(\mathcal{T} - \llbracket \mathbf{G}_1, \mathbf{G}_2, \mathbf{G}_3 \rrbracket) \\ \begin{array}{c} \begin{array}{c} d_2 \quad d_3 \\ \mathbf{G}_2 \quad \mathbf{G}_3 \\ \diagdown \quad \diagup \\ R \quad R \\ \diagup \quad \diagdown \\ R \end{array} \\ d_1 \end{array} \\ \\ \text{2}(\mathcal{T} - \llbracket \mathbf{G}_1, \mathbf{G}_2, \mathbf{G}_3 \rrbracket) \\ \begin{array}{c} \begin{array}{c} d_2 d_3 \\ \mathbf{G}_2 \odot \mathbf{G}_3 \\ R \end{array} \\ d_1 \end{array} \\ \\ = 2(\mathcal{T} - \llbracket \mathbf{G}_1, \mathbf{G}_2, \mathbf{G}_3 \rrbracket)_{(1)}(\mathbf{G}_2 \odot \mathbf{G}_3) \in \mathbb{R}^{d_1 \times R}.
 \end{array}$$

- Machine Learning** To compress neural networks, the dense weight matrices of fully connected layers can be parameterized using tensor factorizations to reduce memory usage [Novikov et al., 2015]. Let $\mathbf{W} \in \mathbb{R}^{P \times D}$ be a weight matrix and $\mathbf{x} \in \mathbb{R}^D$ the input vector of a neural network layer. The output $\mathbf{y} \in \mathbb{R}^P$ is obtained by contracting the weight matrix \mathbf{W} with the input vector \mathbf{x} . Suppose $P = \prod_{i=1}^N p_i$ and $D = \prod_{i=1}^N d_i$. Then by reshaping \mathbf{W} and \mathbf{x} in tensors we have

$$\begin{array}{c} p_2 \quad p_1 \\ \vdots \\ \mathbf{y} \\ \vdots \\ p_{N-1} \quad p_N \end{array} = \sum_{d_1, \dots, d_N} \mathbf{w}_{p_1, \dots, p_N, d_1, \dots, d_N} \mathbf{x}_{d_1, \dots, d_N} = \begin{array}{c} p_1 \quad d_1 \\ \mathbf{W} \\ \vdots \\ p_{N-1} \quad p_N \end{array} \begin{array}{c} d_1 \\ \mathbf{x} \\ d_N \end{array}$$

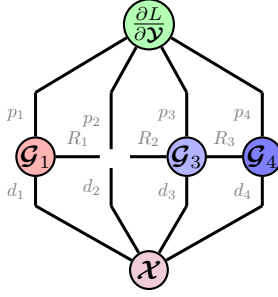
For simplicity, we proceed with the case $N = 4$. In [Novikov et al., 2015], the authors propose to parameterize

\mathbf{W} in the MPO format (see Section 3.4). i.e., $\mathbf{W} = \mathcal{G}_1 \mathcal{G}_2 \mathcal{G}_3 \mathcal{G}_4$. During the backpropagation step,

since we aim to update the weight matrix, we need to optimize it with respect to all the core tensors. According to the chain rule, this gives: $\frac{\partial L}{\partial \mathcal{G}_i} = \frac{\partial L}{\partial \mathbf{y}} \frac{\partial \mathbf{y}}{\partial \mathcal{G}_i}$ for $i \in [4]$, where L denotes the loss function. For instance, for $i = 2$ we need to find the derivative of \mathbf{y} with respect to \mathcal{G}_2 . By applying Theorem 19 we just need to remove \mathcal{G}_2 from the tensor network to obtain the result:

$$\begin{aligned}
 \frac{\partial \mathbf{y}}{\partial \mathcal{G}_2} &= \frac{\partial \left(\begin{array}{c} p_1 \quad p_2 \quad p_3 \quad p_4 \\ \mathcal{G}_1 \quad \mathcal{G}_2 \quad \mathcal{G}_3 \quad \mathcal{G}_4 \\ d_1 \quad d_2 \quad d_3 \quad d_4 \\ \mathbf{x} \end{array} \right)}{\partial \mathcal{G}_2} \\
 &= \begin{array}{c} p_1 \quad p_2 \quad p_3 \quad p_4 \\ \mathcal{G}_1 \quad \mathcal{G}_3 \quad \mathcal{G}_4 \\ d_1 \quad d_2 \quad d_3 \quad d_4 \\ \mathbf{x} \end{array} \in \mathbb{R}^{p_1 \times R_1 \times p_2 \times R_2 \times p_3 \times p_4 \times d_2}.
 \end{aligned}$$

The gradient of the loss is thus given by

$$\frac{\partial L}{\partial \mathcal{G}_2} = \frac{\partial L}{\partial \mathcal{Y}} \frac{\partial \mathcal{Y}}{\partial \mathcal{G}_2} =$$


$$\in \mathbb{R}^{R_1 \times p_2 \times R_2 \times d_2}.$$

5 Probability Distributions and Random Tensor Networks

In this chapter, we explore a very useful application of tensor networks: their ability to represent high-dimensional probability distributions in an intuitive and computationally efficient manner. For example, some tensor network decompositions, such as TT, allow efficient encoding of both probability distributions and their marginals [Gardiner and Lopez-Piqueres, 2024, Glasser et al., 2019]. We start this chapter by showing how tensor networks can be used to efficiently model probability distributions. We then shift our focus to studying the statistical properties of tensors obtained by contracting random tensors together. Both parts of this chapter will illustrate how tensor networks can help us easily derive non-trivial results involving probability distributions and high-order tensors.

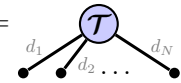
5.1 Probability Distributions and Tensor Decompositions

In this section, we consider how probability distributions can be parameterized using tensor networks.

5.1.1 Probability Distributions as Tensors

One of the popular approaches to modeling a probability distribution with a tensor network is to represent the probabilities directly. Consider a multivariate probability mass function $\mathbb{P}(X_1, \dots, X_N)$ of N discrete random variables. This joint probability distribution can be seen as an N -th order tensor with non-negative entries summing to one:

Definition 8. Let \mathbb{P} be a joint distribution over N discrete random variables X_1, \dots, X_N taking their values in $[d_1], [d_2], \dots, [d_N]$, respectively. We say that the tensor $\mathcal{T} \in \mathbb{R}^{d_1 \times \dots \times d_N}$ defined by $\mathcal{T}_{i_1 \dots i_N} = \mathbb{P}(X_1 = i_1, \dots, X_N = i_N)$, represents the probability \mathbb{P} , which we denote by $\mathcal{T} \simeq \mathbb{P}(X_1, \dots, X_N)$. By construction, the entries of \mathcal{T} are non-negative and sum to one:

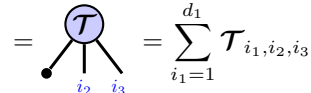
$$\sum_{i_1, \dots, i_N} \mathcal{T}_{i_1, \dots, i_N} = \text{diag}(\mathcal{T}) = 1,$$


where $\bullet \text{---}$ is a vector with all ones (see item 1 in Proposition 2).

We now show how marginal and conditional probabilities can be expressed using tensor network notation.

Marginal Probabilities Let $\mathcal{T} \in \mathbb{R}^{d_1 \times d_2 \times d_3}$ be the tensor representing the probability distribution $\mathbb{P}(X_1, X_2, X_3)$ then

1. Using the law of total probabilities, the marginal distribution of X_2 and X_3 can be expressed as

$$\begin{aligned} \mathbb{P}(X_2 = i_2, X_3 = i_3) &= \sum_{i_1=1}^{d_1} \mathbb{P}(X_1 = i_1, X_2 = i_2, X_3 = i_3) \\ &= \text{diag}(\mathcal{T})_{i_2, i_3} = \sum_{i_1=1}^{d_1} \mathcal{T}_{i_1, i_2, i_3}, \end{aligned}$$


for all i_2, i_3 . This shows that the tensor representing the marginal distribution can be obtained from a simple operation on the tensor representing the joint, i.e.,

$$\text{If } \begin{array}{c} \mathcal{T} \\ \diagup \quad \diagdown \\ \bullet \quad \bullet \end{array} \simeq \mathbb{P}(X_1, X_2, X_3), \text{ then } \begin{array}{c} \mathcal{T} \\ \diagup \quad \diagdown \\ \bullet \quad \bullet \end{array} \simeq \mathbb{P}(X_2, X_3).$$

2. We can similarly express the marginal distribution of X_2 :

$$\begin{aligned} \mathbb{P}(X_2 = i_2) &= \sum_{i_1, i_3=1}^{d_1, d_3} \mathbb{P}(X_1 = i_1, X_2 = i_2, X_3 = i_3) \\ &= \begin{array}{c} \mathcal{T} \\ \diagup \quad \diagdown \\ \bullet \quad \bullet \\ | \\ i_2 \end{array} = \sum_{i_1, i_3=1}^{d_1, d_3} \mathcal{T}_{i_1, i_2, i_3}, \end{aligned}$$

for all i_2 . Hence, the marginal distribution for X_2 in the tensor network notation can be represented as:

$$\text{If } \begin{array}{c} \mathcal{T} \\ \diagup \quad \diagdown \\ \bullet \quad \bullet \end{array} \simeq \mathbb{P}(X_1, X_2, X_3), \text{ then } \begin{array}{c} \mathcal{T} \\ \diagup \quad \diagdown \\ \bullet \quad \bullet \end{array} \simeq \mathbb{P}(X_2).$$

In the following, we use $\mathbb{P}(i_1, \dots, i_N)$ for simplicity to denote the probability $\mathbb{P}(X_1 = i_1, \dots, X_N = i_N)$. As we can see, to represent marginals in tensor network notation, we simply need to contract a vector of all ones with the corresponding legs. Similarly, we can represent conditional probability distributions.

Conditional Probabilities Let $\mathbb{P}(i_n | i_1, \dots, i_{n-1})$ denote the conditional probability of $X_n = i_n$ given that the preceding $n - 1$ random variables take the values i_1, \dots, i_{n-1} . For a third-order probability tensor $\mathcal{T} \in \mathbb{R}^{d_1 \times d_2 \times d_3}$, these conditional probabilities can be represented compactly using tensor network notation:

$$1. \text{ We have } \mathbb{P}(i_1 | i_2) = \frac{\mathbb{P}(i_1, i_2)}{\mathbb{P}(i_2)} = \frac{\sum_{i_3} \mathbb{P}(i_1, i_2, i_3)}{\sum_{i_1, i_3} \mathbb{P}(i_1, i_2, i_3)} = \frac{\begin{array}{c} \mathcal{T} \\ \diagup \quad \diagdown \\ i_1 \quad i_2 \quad \bullet \end{array}}{\begin{array}{c} \mathcal{T} \\ \diagup \quad \diagdown \\ \bullet \quad i_2 \quad \bullet \end{array}}, \text{ for all } i_1, i_2.$$

$$\text{Hence, for a fixed } i_2, \text{ the conditional distribution } \mathbb{P}(X_1 | X_2 = i_2) \propto \begin{array}{c} \mathcal{T} \\ \diagup \quad \diagdown \\ \bullet \quad \bullet \\ | \\ i_2 \end{array}.$$

$$2. \text{ We have } \mathbb{P}(i_3 | i_1, i_2) = \frac{\mathbb{P}(i_1, i_2, i_3)}{\mathbb{P}(i_1, i_2)} = \frac{\mathbb{P}(i_1, i_2, i_3)}{\sum_{i_3} \mathbb{P}(i_1, i_2, i_3)} = \frac{\begin{array}{c} \mathcal{T} \\ \diagup \quad \diagdown \\ i_1 \quad i_2 \quad i_3 \end{array}}{\begin{array}{c} \mathcal{T} \\ \diagup \quad \diagdown \\ i_1 \quad i_2 \quad \bullet \end{array}}, \text{ for all } i_1, i_2 \text{ and } i_3.$$

$$\text{Hence, for fixed } i_1 \text{ and } i_2, \text{ the conditional distribution } \mathbb{P}(X_3 | X_1 = i_1, X_2 = i_2) \propto \begin{array}{c} \mathcal{T} \\ \diagup \quad \diagdown \\ i_1 \quad i_2 \quad \bullet \end{array}.$$

5.1.2 Tensor Train Parameterization of Probability Distributions

As we saw in Section 3, working with high-order tensors becomes computationally expensive because the number of elements grows exponentially with the tensor order. This also applies to tensors representing joint probability

distributions: the tensor representation grows exponentially with the number of random variables. One way to address this issue is to parameterize the probability tensor as a low-rank tensor network.

We will show here how this can be done with the tensor train decomposition. This can also be done with other decomposition models, but the tensor train format is particularly interesting and has been used very successfully in quantum physics to model many-body systems [Tensor Network].

Let $\mathcal{T} \in \mathbb{R}^{d_1 \times \dots \times d_N}$ be a probability tensor parameterized in the tensor train format:

$$\begin{array}{c} d_1 \quad d_4 \\ \diagup \quad \diagdown \\ \mathcal{T} \\ \diagdown \quad \diagup \\ d_2 \quad d_3 \end{array} = \begin{array}{c} \mathcal{G}_1 \quad R_1 \quad \mathcal{G}_2 \quad R_2 \quad \mathcal{G}_3 \quad R_3 \quad \mathcal{G}_4 \\ | \quad | \quad | \quad | \\ d_1 \quad d_2 \quad d_3 \quad d_4 \end{array}.$$

Since \mathcal{T} represents a probability distribution, its entries must be non-negative and sum to one. In the context of machine learning, where we want to optimize the core tensors with respect to some loss function (e.g. log-likelihood), there are several constraints one can impose on the core tensors $\mathcal{G}_1, \dots, \mathcal{G}_N$ to ensure these two properties. One easy way to ensure non-negativity of the entries of \mathcal{T} is to constrain the core tensors to have non-negative entries, or to apply a non-negative valued "activation" function component-wise to all the core tensors' entries. Another way, with its roots in quantum physics, is to assume that the entries of \mathcal{T} are the square roots of the probabilities, rather than the probabilities themselves: $\mathcal{T}_{i_1, \dots, i_N} = \sqrt{\mathbb{P}(X_1 = i_1, \dots, X_N = i_N)}$. When \mathcal{T} is in the TT format, this corresponds to the following tensor network:

$$\mathbb{P}(X_1 = i_1, \dots, X_4 = i_4) = (\mathcal{T}_{i_1, \dots, i_4})^2 = \begin{array}{c} i_1 \quad i_2 \quad i_3 \quad i_4 \\ | \quad | \quad | \quad | \\ \mathcal{G}_1 \quad R_1 \quad \mathcal{G}_2 \quad R_2 \quad \mathcal{G}_3 \quad R_3 \quad \mathcal{G}_4 \\ | \quad | \quad | \quad | \\ i_1 \quad i_2 \quad i_3 \quad i_4 \end{array}.$$

Using the copy tensor, we can write this as:

$$\mathbb{P}(X_1, \dots, X_4) \simeq \begin{array}{c} \mathcal{G}_1 \quad R_1 \quad \mathcal{G}_2 \quad R_2 \quad \mathcal{G}_3 \quad R_3 \quad \mathcal{G}_4 \\ | \quad | \quad | \quad | \\ \mathcal{G}_1 \quad R_1 \quad \mathcal{G}_2 \quad R_2 \quad \mathcal{G}_3 \quad R_3 \quad \mathcal{G}_4 \\ | \quad | \quad | \quad | \end{array} \quad (15)$$

To ensure that the probabilities sum to one, we can choose to model un-normalized squared-root probabilities, since, as we will see, computing the normalization constant is very easy when the probability tensor is in the TT format. We thus assume that

$$\mathbb{P}(X_1 = i_1, \dots, X_N = i_N) = \frac{(\mathcal{T}_{i_1, \dots, i_N})^2}{\zeta},$$

where $\zeta = \sum_{i_1, \dots, i_N} (\mathcal{T}_{i_1, \dots, i_N})^2$ is the normalization constant. Similarly to efficient operations in the TT format presented in Section 3.4, this normalization factor can be efficiently computed in the TT format:

$$\zeta = \sum_{i_1, \dots, i_4} \mathcal{T}_{i_1, \dots, i_4}^2 = \begin{array}{c} \mathcal{G}_1 \quad R_1 \quad \mathcal{G}_2 \quad R_2 \quad \mathcal{G}_3 \quad R_3 \quad \mathcal{G}_4 \\ | \quad | \quad | \quad | \\ \mathcal{G}_1 \quad R_1 \quad \mathcal{G}_2 \quad R_2 \quad \mathcal{G}_3 \quad R_3 \quad \mathcal{G}_4 \\ | \quad | \quad | \quad | \end{array}.$$

The idea above is also called *Born Machine* [Glasser et al., 2019, Han et al., 2018]. Similarly to what we showed in Section 5.1.1, we can compute marginal distributions of TT parametrized probability distributions (see Eq. (15)) as tensor networks:

1. Using the law of total probabilities, the marginal distribution of $X_2, X_3,$ and X_4 can be expressed as

$$\mathbb{P}(X_2 = i_2, X_3 = i_3, X_4 = i_4) = \sum_{i_1=1}^{d_1} \mathbb{P}(X_1 = i_1, \dots, X_4 = i_4)$$

for all $i_2 \in [d_1], i_3 \in [d_3]$ and $i_4 \in [d_4]$.

2. We can similarly express the remaining marginal distributions. For example, the marginal distribution of X_2 can be written as

$$\mathbb{P}(X_2 = i_2) = \sum_{i_1, i_3, i_4=1}^{d_1, d_3, d_4} \mathbb{P}(X_1 = i_1, \dots, X_4 = i_4)$$

5.2 Computing Expectations of Random Tensor Networks

We will now show how the tensor networks formalism can help us derive complex properties of random tensors. We begin this section by presenting two very useful propositions. The first one is a trivial consequence of linearity of expectation, but will prove to be very useful in this section.

Proposition 21. *Let \mathcal{A} and \mathcal{B} be two independent random tensor networks. Then their inner product in expectation is*

$$\mathbb{E} \left(\begin{array}{c} \text{---} \text{---} \text{---} \\ \text{---} \text{---} \text{---} \\ \text{---} \text{---} \text{---} \end{array} \right) = \begin{array}{c} \text{---} \text{---} \text{---} \\ \text{---} \text{---} \text{---} \\ \text{---} \text{---} \text{---} \end{array}.$$

Proof. The result directly follows from the linearity of the expected value and the independence of \mathcal{A} and \mathcal{B} . □

The second one shows an interesting properties of matrices whose entries are drawn from a Gaussian distribution: the expectation of the outer product of such a matrix with itself reduces to a very simple tensor network.

Proposition 22. *Let $\mathbf{A} \in \mathbb{R}^{m \times n}$ be a random matrix whose elements are drawn identically and independently from the standard normal distribution. The expected value of the outer product of \mathbf{A} with itself is*

$$\mathbb{E} \left(\begin{array}{c} \text{---} \text{---} \\ \text{---} \text{---} \\ \text{---} \text{---} \end{array} \right) = \begin{array}{c} \text{---} \text{---} \\ \text{---} \text{---} \\ \text{---} \text{---} \end{array},$$

where the right-hand side is the outer product of two Kronecker delta (i.e., $\begin{array}{c} \text{---} \text{---} \\ \text{---} \text{---} \\ \text{---} \text{---} \end{array} = \delta_{i_1 i_3} \delta_{i_2 i_4}$ for $i_1, i_3 \in [m]$ and $i_2, i_4 \in [n]$).

Proof. Since the entries of \mathbf{A} are drawn independently from $\mathcal{N}(0, 1)$, its vectorization follows a multivariate normal distribution, $\text{vec}(\mathbf{A}) \sim \mathcal{N}(\mathbf{0}, \mathbf{I}_{mn})$, and thus $\mathbb{E}(\text{vec}(\mathbf{A})\text{vec}(\mathbf{A})^T) = \mathbf{I}_{mn}$. This means that

$$\mathbb{E}(\mathbf{A}_{i_1 i_2} \mathbf{A}_{i_3 i_4}) = \begin{cases} 1 & \text{if } i_1 = i_3 \text{ and } i_2 = i_4 \\ 0 & \text{otherwise,} \end{cases}$$

hence, $\mathbb{E}(\mathbf{A} \circ \mathbf{A})_{i_1 i_2 i_3 i_4} = \mathbb{E}(\mathbf{A}_{i_1 i_2} \mathbf{A}_{i_3 i_4}) = \delta_{i_1 i_3} \delta_{i_2 i_4} = \text{diagram}$, for all $i_1, i_3 \in [m]$ and $i_2, i_4 \in [n]$. \square

Remark 23. Note that different orderings of indices of $\mathbb{E}(\mathbf{A} \circ \mathbf{A})$ lead to the following tensor networks:

$$\begin{aligned} \mathbb{E}(\mathbf{A} \circ \mathbf{A})_{i_1 i_2 i_4 i_3} &= \mathbb{E}(\mathbf{A}_{i_1 i_2} \mathbf{A}_{i_4 i_3}) = \delta_{i_1 i_4} \delta_{i_2 i_3} \\ &= \begin{cases} 1 & \text{if } i_1 = i_4 \text{ and } i_2 = i_3 \\ 0 & \text{otherwise,} \end{cases} = \text{diagram} \end{aligned}$$

and

$$\begin{aligned} \mathbb{E}(\mathbf{A} \circ \mathbf{A})_{i_1 i_4 i_2 i_3} &= \mathbb{E}(\mathbf{A}_{i_1 i_4} \mathbf{A}_{i_2 i_3}) = \delta_{i_1 i_2} \delta_{i_4 i_3} \\ &= \begin{cases} 1 & \text{if } i_1 = i_2 \text{ and } i_3 = i_4 \\ 0 & \text{otherwise,} \end{cases} = \text{diagram} \end{aligned}$$

Next, we show how Propositions 21 and 22 can be used to derive a very simple tensor network derivation of the expected value of the product of a random matrix with Gaussian entries with itself.

Proposition 24. If $\mathbf{A} \in \mathbb{R}^{m \times n}$ is a random matrix whose elements are drawn i.i.d from the standard normal distribution, then $\mathbb{E}(\mathbf{A}^\top \mathbf{A}) = m\mathbf{I}_n$.

Proof. Using Propositions 21 and 22 we can write

$$\begin{aligned} \mathbb{E}(\mathbf{A}^\top \mathbf{A}) &= \mathbb{E} \left(\text{diagram} \right) = \mathbb{E} \left(\text{diagram} \right) \\ &\stackrel{\text{Prop. 21}}{=} \mathbb{E} \left(\text{diagram} \right) \stackrel{\text{Prop. 22}}{=} \text{diagram} = m\mathbf{I}_n. \end{aligned}$$

The final diagram is obtained by contracting the legs of size m . As observed, once the contraction is performed, the resulting expression is simply the trace of the identity matrix, which corresponds to the circle of size m in the above equality. \square

The previous proposition can be interpreted as a statement on the mean of a Wishart distribution. Recall that sampling a matrix \mathbf{X} from the Wishart distribution $W_p(\mathbf{\Sigma}, m)$, where $\mathbf{\Sigma} \in \mathbb{R}^{n \times n}$ is a covariance matrix, is done by sampling each column of a matrix $\mathbf{A} \in \mathbb{R}^{m \times n}$ from the multivariate normal $\mathcal{N}(\mathbf{0}, \mathbf{\Sigma})$ independently and setting $\mathbf{X} = \mathbf{A}^\top \mathbf{A}$. Hence, the matrix $\mathbf{A}^\top \mathbf{A}$ in Proposition 21 follows the Wishart distribution $W_p(\mathbf{I}, m)$.

Remark 25. As a consequence of Proposition 21, if $\mathbf{A} \in \mathbb{R}^{m \times n}$ is a random matrix with entries drawn from the standard normal distribution, then $\mathbb{E}(\|\mathbf{A}\|_F^2) = mn$. This result can be extended to higher-order tensors whose entries are drawn i.i.d. from the standard normal distribution, e.g., if $\mathcal{T} \in \mathbb{R}^{d_1 \times d_2 \times \dots \times d_N}$ then $\mathbb{E}(\|\mathcal{T}\|_F^2) = d_1 d_2 \dots d_N$.

By leveraging the properties of random Gaussian matrices established in the previous propositions, we can compute the expected norm of their product. Once again, the proof is remarkably simple when expressed through tensor networks, whereas an explicit treatment using indices and summations would be considerably more intricate.

Proposition 26. Let $\mathbf{A} \in \mathbb{R}^{m \times r}$ and $\mathbf{B} \in \mathbb{R}^{r \times n}$ be random matrices whose entries are independently and identically distributed (i.i.d.) according to the standard normal distribution with mean zero and variance one. Then, the expected value of the squared Frobenius norm of their product is given by $\mathbb{E}(\|\mathbf{A}\mathbf{B}\|_F^2) = mnr$.

Proof. Using Proposition 21 we can write

$$\begin{aligned} \mathbb{E}(\|\mathbf{AB}\|_F^2) &= \mathbb{E} \left(\begin{array}{c} \text{A} \quad r \quad \text{B} \\ \text{A} \quad r \quad \text{B} \end{array} \right) \\ &= \mathbb{E} \left(\begin{array}{c} \text{A} \quad m \quad \text{A} \quad \text{B} \quad n \quad \text{B} \\ \text{A} \quad r \quad \text{A} \quad r \quad \text{B} \quad r \quad \text{B} \quad r \end{array} \right) = \mathbb{E} \left(\begin{array}{c} \text{A} \quad m \quad \text{A} \\ \text{A} \quad r \quad \text{A} \quad r \end{array} \right) \mathbb{E} \left(\begin{array}{c} \text{B} \quad n \quad \text{B} \\ \text{B} \quad r \quad \text{B} \quad r \end{array} \right). \end{aligned}$$

By Proposition 24, we have $\mathbb{E} \left(\begin{array}{c} \text{A} \quad m \quad \text{A} \\ \text{A} \quad r \quad \text{A} \quad r \end{array} \right) = m \overbrace{\hspace{1.5cm}}^r$ and $\mathbb{E} \left(\begin{array}{c} \text{B} \quad n \quad \text{B} \\ \text{B} \quad r \quad \text{B} \quad r \end{array} \right) = n \overbrace{\hspace{1.5cm}}^r$.

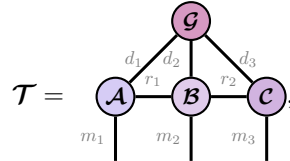
Since there are contractions between the legs of size r we finally obtain

$$\mathbb{E}(\|\mathbf{AB}\|_F^2) = \mathbb{E} \left(\begin{array}{c} \text{A} \quad r \quad \text{B} \\ \text{A} \quad r \quad \text{B} \end{array} \right) = mn \overbrace{\hspace{1.5cm}}^r \overbrace{\hspace{1.5cm}}^r = mn r.$$

□

Now that we understand how to compute the expected norm of products of Gaussian random matrices, we can extend this method to evaluate expectations of more complex tensor networks.

Example Suppose, we have an arbitrary tensor network, e.g.,



where $\mathbf{A} \in \mathbb{R}^{m_1 \times d_1 \times r_1}$, $\mathbf{B} \in \mathbb{R}^{m_2 \times r_1 \times d_2 \times r_2}$, $\mathbf{C} \in \mathbb{R}^{m_3 \times r_2 \times d_3}$ and $\mathbf{G} \in \mathbb{R}^{d_1 \times d_2 \times d_3}$ are tensors whose elements are drawn i.i.d. from the standard normal distribution, and we want to compute the expectation of $\|\mathcal{T}\|_F^2$. Using tensor network diagrams, we have

$$\mathbb{E} \left(\left\| \begin{array}{c} \text{G} \\ \text{A} \quad r_1 \quad \text{B} \quad r_2 \quad \text{C} \\ m_1 \quad m_2 \quad m_3 \end{array} \right\|_F^2 \right) = \mathbb{E} \left(\begin{array}{c} \text{G} \\ \text{A} \quad r_1 \quad \text{B} \quad r_2 \quad \text{C} \\ m_1 \quad m_2 \quad m_3 \\ \text{A} \quad r_1 \quad \text{B} \quad r_2 \quad \text{C} \\ d_1 \quad d_2 \quad d_3 \\ \text{G} \end{array} \right).$$

From Prop. 24, we know that

$$\mathbb{E} \left(\begin{array}{c} d_1 \\ \text{A} \quad r_1 \\ m_1 \\ \text{A} \quad r_1 \\ d_1 \end{array} \right) = m_1 \left| \begin{array}{c} \text{---} \\ \text{---} \end{array} \right| \left(r_1 \right), \mathbb{E} \left(\begin{array}{c} r_1 \quad d_2 \quad r_2 \\ \text{B} \quad m_2 \\ r_1 \quad r_2 \\ \text{B} \quad m_2 \\ r_1 \quad r_2 \end{array} \right) = m_2 \left| \begin{array}{c} \text{---} \\ \text{---} \end{array} \right| \left(r_2 \right) \text{ and } \mathbb{E} \left(\begin{array}{c} r_2 \quad d_3 \\ \text{C} \quad m_3 \\ r_2 \quad d_3 \\ \text{C} \quad m_3 \end{array} \right) = m_3 \left| \begin{array}{c} \text{---} \\ \text{---} \end{array} \right| \left(d_3 \right),$$

and thus by Proposition 21 we can write:

$$\begin{aligned}
 \mathbb{E} \left(\begin{array}{c} d_1 \quad d_2 \quad d_3 \\ \swarrow \quad \downarrow \quad \searrow \\ \mathcal{A} \quad \mathcal{B} \quad \mathcal{C} \\ \swarrow \quad \downarrow \quad \searrow \\ m_1 \quad m_2 \quad m_3 \\ \mathcal{A} \quad \mathcal{B} \quad \mathcal{C} \\ \swarrow \quad \downarrow \quad \searrow \\ d_1 \quad d_2 \quad d_3 \end{array} \right) &= \mathbb{E} \left(\begin{array}{c} d_1 \quad d_2 \quad d_3 \\ \swarrow \quad \downarrow \quad \searrow \\ \mathcal{A} \quad \mathcal{B} \quad \mathcal{C} \\ \swarrow \quad \downarrow \quad \searrow \\ m_1 \quad m_2 \quad m_3 \\ \mathcal{A} \quad \mathcal{B} \quad \mathcal{C} \\ \swarrow \quad \downarrow \quad \searrow \\ d_1 \quad d_2 \quad d_3 \end{array} \right) \\
 &= m_1 m_2 m_3 \begin{array}{c} r_1 \quad r_2 \\ \bigcirc \quad \bigcirc \\ d_1 \quad d_2 \quad d_3 \end{array} \\
 &= m_1 m_2 m_3 r_1 r_2 \begin{array}{c} d_1 \quad d_2 \quad d_3 \end{array}.
 \end{aligned}$$

Therefore, since \mathcal{G} is independent of \mathcal{A} , \mathcal{B} and \mathcal{C} we can use Proposition 21 again and write

$$\mathbb{E} \left(\begin{array}{c} \mathcal{G} \\ \swarrow \quad \downarrow \quad \searrow \\ \mathcal{A} \quad \mathcal{B} \quad \mathcal{C} \\ \swarrow \quad \downarrow \quad \searrow \\ m_1 \quad m_2 \quad m_3 \\ \mathcal{A} \quad \mathcal{B} \quad \mathcal{C} \\ \swarrow \quad \downarrow \quad \searrow \\ d_1 \quad d_2 \quad d_3 \\ \mathcal{G} \end{array} \right) = m_1 m_2 m_3 r_1 r_2 \mathbb{E} \left(\begin{array}{c} \mathcal{G} \\ \swarrow \quad \downarrow \quad \searrow \\ d_1 \quad d_2 \quad d_3 \\ \mathcal{G} \end{array} \right) \stackrel{\text{Prop. 24}}{=} m_1 m_2 m_3 r_1 r_2 d_1 d_2 d_3.$$

We can see how efficiently complex computations can be performed using tensor networks. We now introduce other identities involving random Gaussian matrices.

1. The first identity is a useful consequence of Isserlis' theorem [Isserlis, 1918].

Theorem 27. Let $\mathbf{a} \in \mathbb{R}^n$ be a random vector whose elements are drawn i.i.d. from the normal distribution with mean zero and variance one. Then

$$\begin{aligned}
 \mathbb{E}(\mathbf{a}^{\circ 4}) &= \mathbb{E} \left(\begin{array}{c} \mathbf{a} \quad \mathbf{a} \quad \mathbf{a} \quad \mathbf{a} \end{array} \right) \\
 &= \text{diagram with three terms: } \text{arc}(1,2)\text{arc}(3,4) + \text{arc}(1,3)\text{arc}(2,4) + \text{arc}(1,4)\text{arc}(2,3)
 \end{aligned}$$

where $\mathbf{a}^{\circ 4}$ denotes the outer product of \mathbf{a} with itself 4 times. In the last equality, each term in the sum corresponds to a different reshaping of the identity matrix.

This result can be extended to an arbitrary covariance structure: if \mathbf{a} is drawn from the multivariate normal $\mathcal{N}(\mathbf{0}, \Sigma)$, then

$$\mathbb{E}(\mathbf{a}^{\circ 4}) = \text{diagram with three terms: } \text{arc}(1,2)\text{arc}(3,4) + \text{arc}(1,3)\text{arc}(2,4) + \text{arc}(1,4)\text{arc}(2,3)$$

Proof. We show the result for the case where the covariance is the identity. The proof extends straightforwardly to the case of an arbitrary covariance matrix.

Element-wise, by using Isserlis' theorem and using the fact that $\mathbf{a} \sim \mathcal{N}(\mathbf{0}, \mathbf{I})$, for $i_1, \dots, i_4 \in [n]$, we have

$$\begin{aligned}
 (\mathbb{E}(\mathbf{a}^{\circ 4}))_{i_1, i_2, i_3, i_4} &= \mathbb{E}(\mathbf{a}_{i_1} \mathbf{a}_{i_2} \mathbf{a}_{i_3} \mathbf{a}_{i_4}) \\
 &= \mathbb{E}(\mathbf{a}_{i_1} \mathbf{a}_{i_2}) \mathbb{E}(\mathbf{a}_{i_3} \mathbf{a}_{i_4}) + \mathbb{E}(\mathbf{a}_{i_1} \mathbf{a}_{i_3}) \mathbb{E}(\mathbf{a}_{i_2} \mathbf{a}_{i_4}) + \mathbb{E}(\mathbf{a}_{i_1} \mathbf{a}_{i_4}) \mathbb{E}(\mathbf{a}_{i_2} \mathbf{a}_{i_3}) \\
 &= \delta_{i_1 i_2} \delta_{i_3 i_4} + \delta_{i_1 i_3} \delta_{i_2 i_4} + \delta_{i_1 i_4} \delta_{i_2 i_3},
 \end{aligned}$$

which in tensor network notation gives:

$$\mathbb{E}(\mathbf{a}^{\circ 4})_{i_1 i_2 i_3 i_4} = \text{Diagram 1} + \text{Diagram 2} + \text{Diagram 3}.$$

□

We can also extend the result of *Isserlis' theorem* to the case where the random variable takes the form of a higher-order tensor. For example, for a third-order tensor $\mathcal{A} \in \mathbb{R}^{d_1 \times d_2 \times d_3}$, we can write

$$(\mathbb{E}(\mathcal{A}^{\circ 4}))_{i_1 j_1 r_1 i_2 j_2 r_2 i_3 j_3 r_3 i_4 j_4 r_4} = \text{Diagram 1} + \text{Diagram 2} + \text{Diagram 3},$$

for $i_1, \dots, i_4 \in [d_1], j_1, \dots, j_4 \in [d_2]$ and $r_1, \dots, r_4 \in [d_3]$.

2. Using the above results, we can easily derive the expectation of $(\mathbf{A}^\top \mathbf{A})^{\circ 2}$ when \mathbf{A} is a random matrix:

Proposition 28. *Let $\mathbf{A} \in \mathbb{R}^{m \times n}$ be a random matrix whose elements are drawn i.i.d from the standard normal distribution. Then*

$$\mathbb{E}((\mathbf{A}^\top \mathbf{A})^{\circ 2}) = m^2 \text{Diagram 1} + m \text{Diagram 2} + m \text{Diagram 3}.$$

Proof. By applying Theorem 27 to matrices and using Proposition 24, we can derive the desired expression. First, from Theorem 27 we have

$$\mathbb{E}(\mathbf{A}^{\circ 4})_{i_1 j_1 i_2 j_2 i_3 j_3 i_4 j_4} = \mathbb{E} \left(\begin{array}{c} \text{Diagram 1} \\ \text{Diagram 2} \\ \text{Diagram 3} \end{array} \right)$$

for $i_1, \dots, i_4 \in [n]$ and $j_1, \dots, j_4 \in [m]$. It follows that

$$\begin{aligned}
 \mathbb{E}((\mathbf{A}^\top \mathbf{A})^{o2})_{i_1 i_2 i_3 i_4} &= \mathbb{E} \left(\begin{array}{c} \text{A} \quad m \quad \text{A} \quad \text{A} \quad m \quad \text{A} \\ | \quad | \quad | \quad | \\ n \quad n \quad n \quad n \\ i_1 \quad i_2 \quad i_3 \quad i_4 \end{array} \right) \\
 &= \mathbb{E} \left(\begin{array}{c} \text{A} \quad \text{A} \quad \text{A} \quad \text{A} \\ | \quad | \quad | \quad | \\ n \quad m \quad n \quad m \\ i_1 \quad i_2 \quad i_3 \quad i_4 \end{array} \right) \\
 &= \begin{array}{c} \text{A} \quad \text{A} \quad \text{A} \quad \text{A} \\ | \quad | \quad | \quad | \\ n \quad n \quad n \quad n \\ i_1 \quad i_2 \quad i_3 \quad i_4 \end{array} + \begin{array}{c} \text{A} \quad \text{A} \quad \text{A} \quad \text{A} \\ | \quad | \quad | \quad | \\ n \quad m \quad n \quad m \\ i_1 \quad i_2 \quad i_3 \quad i_4 \end{array} + \begin{array}{c} \text{A} \quad \text{A} \quad \text{A} \quad \text{A} \\ | \quad | \quad | \quad | \\ n \quad m \quad n \quad m \\ i_1 \quad i_2 \quad i_3 \quad i_4 \end{array} \\
 &= m^2 \begin{array}{c} \text{A} \quad \text{A} \quad \text{A} \quad \text{A} \\ | \quad | \quad | \quad | \\ n \quad n \quad n \quad n \\ i_1 \quad i_2 \quad i_3 \quad i_4 \end{array} + m \begin{array}{c} \text{A} \quad \text{A} \quad \text{A} \quad \text{A} \\ | \quad | \quad | \quad | \\ n \quad m \quad n \quad m \\ i_1 \quad i_2 \quad i_3 \quad i_4 \end{array} + m \begin{array}{c} \text{A} \quad \text{A} \quad \text{A} \quad \text{A} \\ | \quad | \quad | \quad | \\ n \quad m \quad n \quad m \\ i_1 \quad i_2 \quad i_3 \quad i_4 \end{array}.
 \end{aligned}$$

□

3. More generally, if $\mathbf{A} \in \mathbb{R}^{m \times n}$ is a random matrix with i.i.d. standard normal entries and $\mathcal{T} \in \mathbb{R}^{n \times n \times n \times n}$ is an arbitrary random tensor independent of \mathbf{A} , then contracting \mathcal{T} with \mathbf{A} yields

$$\mathbb{E} \left(\begin{array}{c} \text{A} \quad m \quad \text{A} \quad \text{A} \quad m \quad \text{A} \\ | \quad | \quad | \quad | \\ n \quad n \quad n \quad n \\ \mathcal{T} \end{array} \right) = \sum_{i_1 i_2 i_3 i_4} \mathbb{E}(\mathcal{T}_{i_1 i_2 i_3 i_4}) (m^2 \delta_{i_1 i_2} \delta_{i_3 i_4} + m \delta_{i_1 i_3} \delta_{i_2 i_4} + m \delta_{i_1 i_4} \delta_{i_2 i_3}).$$

4. Let $\mathbf{A} \in \mathbb{R}^{m \times n}$ and $\mathbf{B} \in \mathbb{R}^{n \times p}$ be two random matrices whose elements are drawn i.i.d from the standard normal distribution, then

$$\mathbb{E}(\mathbf{AB})^{o2} = \mathbb{E} \left(\begin{array}{c} \text{A} \quad n \quad \text{B} \quad \text{A} \quad n \quad \text{B} \\ | \quad | \quad | \quad | \\ m \quad p \quad m \quad p \end{array} \right) = n \begin{array}{c} \text{A} \quad \text{B} \\ | \quad | \\ m \quad p \end{array}.$$

Proof. Using Proposition 21 and 22 we can write:

$$\begin{aligned}
 \mathbb{E} \left(\begin{array}{c} \text{A} \quad n \quad \text{B} \quad \text{A} \quad n \quad \text{B} \\ | \quad | \quad | \quad | \\ m \quad p \quad m \quad p \end{array} \right) &= \mathbb{E} \left(\begin{array}{c} \text{A} \quad \text{A} \quad \text{B} \quad \text{B} \\ | \quad | \quad | \quad | \\ m \quad n \quad n \quad p \\ \text{A} \quad \text{B} \end{array} \right) \\
 &\stackrel{\text{Prop. 21}}{=} \mathbb{E} \left(\begin{array}{c} \text{A} \quad \text{A} \\ | \quad | \\ m \quad n \end{array} \right) \mathbb{E} \left(\begin{array}{c} \text{B} \quad \text{B} \\ | \quad | \\ n \quad p \end{array} \right) \\
 &\stackrel{\text{Prop. 22}}{=} \begin{array}{c} \text{A} \quad \text{A} \quad \text{B} \quad \text{B} \\ | \quad | \quad | \quad | \\ m \quad n \quad n \quad p \end{array} \\
 &= n \begin{array}{c} \text{A} \quad \text{B} \\ | \quad | \\ m \quad p \end{array}.
 \end{aligned}$$

□

5. The next proposition is a useful special case of Theorem 3.3.15 item (iv) of [Gupta and Nagar, 2018].

Proposition 29. Let $\mathbf{A} \in \mathbb{R}^{m \times n}$ be a random matrix with i.i.d. standard normal entries, and let $\mathbf{X} \in \mathbb{R}^{d \times m}$ be a constant matrix then

$$\mathbb{E}(\text{tr}(\mathbf{X}\mathbf{A}\mathbf{A}^\top\mathbf{X}^\top)^2) = n^2 \|\mathbf{X}\|_F^4 + 2n \text{tr}((\mathbf{X}^\top\mathbf{X})^2).$$

Proof. We prove this identity by using tensor network notations:

$$\begin{aligned} \mathbb{E}(\text{tr}(\mathbf{X}\mathbf{A}\mathbf{A}^\top\mathbf{X}^\top)^2) &= \mathbb{E} \left(\begin{array}{c} \text{Diagram 1} \\ \text{Diagram 2} \end{array} \right) \\ &\stackrel{\text{Prop. 21}}{=} \mathbb{E} \left(\begin{array}{c} \text{Diagram 3} \\ \text{Diagram 4} \end{array} \right) \\ &= \mathbb{E} \left(\begin{array}{c} \text{Diagram 5} \\ \text{Diagram 6} \end{array} \right), \end{aligned}$$

The last equality follows from the fact that the matrix \mathbf{X} is constant. By Proposition 28 we know:

$$\mathbb{E}(\mathbf{A}^\top\mathbf{A})^{\circ 2} = n^2 \begin{array}{c} \text{Diagram 7} \\ \text{Diagram 8} \end{array} + n \begin{array}{c} \text{Diagram 9} \\ \text{Diagram 10} \end{array} + n \begin{array}{c} \text{Diagram 11} \\ \text{Diagram 12} \end{array}.$$

Therefore,

$$\begin{aligned} &\mathbb{E} \left(\begin{array}{c} \text{Diagram 13} \\ \text{Diagram 14} \end{array} \right) \\ &= \left(\begin{array}{c} \text{Diagram 15} \\ \text{Diagram 16} \end{array} \right) \left(n^2 \begin{array}{c} \text{Diagram 7} \\ \text{Diagram 8} \end{array} + n \begin{array}{c} \text{Diagram 9} \\ \text{Diagram 10} \end{array} + n \begin{array}{c} \text{Diagram 11} \\ \text{Diagram 12} \end{array} \right) \\ &= n^2 \begin{array}{c} \text{Diagram 17} \\ \text{Diagram 18} \end{array} + n \begin{array}{c} \text{Diagram 19} \\ \text{Diagram 20} \end{array} + n \begin{array}{c} \text{Diagram 21} \\ \text{Diagram 22} \end{array} \\ &= n^2 \begin{array}{c} \text{Diagram 23} \\ \text{Diagram 24} \end{array} + 2n \begin{array}{c} \text{Diagram 25} \\ \text{Diagram 26} \end{array} \\ &= n^2 \|\mathbf{X}\|_F^4 + 2n \text{tr}((\mathbf{X}^\top\mathbf{X})^2). \end{aligned}$$

□

The derivations we presented in this chapter demonstrate how manipulating tensor network expressions can help us derive non-trivial results in a very intuitive manner.

6 Conclusion

This manuscript presents a self-contained graphical language for tensor networks, progressing from foundational notation and basic concepts to tensor decompositions, gradient computation, and probability distributions. Its primary objective is to provide practical frameworks for performing operations, ranging from simple to complex, on high-dimensional objects. A central theme throughout the manuscript is that the graphical language of tensor networks is not merely a notational convenience. Rather, it offers a clear and precise mathematical framework that brings together many classical results into a single, unified structure. Several examples illustrate this point. The bounds on the matricization rank are determined by the weight of any cut that separates the row legs from the column legs in a tensor diagram (Theorem 9). The gradient rules of Chapter 4 (Theorems 19 and 20) reduce the computation of Jacobians of complex tensor network expressions to a single diagrammatic operation, node removal, recovering classical identities such as $\partial(\mathbf{Ax})/\partial\mathbf{A} = \mathbf{x} \circ \mathbf{I}$ and $\partial \text{tr}(\mathbf{A})/\partial\mathbf{A} = \mathbf{I}$ as immediate corollaries. The probabilistic computations of Chapter 5 show that non-trivial results, including the mean of the Wishart distribution (Proposition 24), Isserlis' theorem for Gaussian tensors (Theorem 27), and the expected norm of the product of Gaussian random matrices (Proposition 26), admit concise derivations using tensor network notation.

Taken together, these examples highlight a general principle: when working with high-dimensional tensors, organizing computations as tensor network contractions and reasoning diagrammatically leads to representations that are both compact and conceptually transparent.

Acknowledgments

The authors thank Jacob Miller for fruitful discussions and for being part of the initial motivation to write this manuscript. We would like to gratefully acknowledge the Canadian Institute for Advanced Research (CIFAR AI chair program), the Natural Sciences and Engineering Research Council of Canada (Discovery program, RGPIN-2019-05949) and IVADO for funding this research.

References

- Brett W Bader and Tamara G Kolda. Algorithm 862: Matlab tensor classes for fast algorithm prototyping. *ACM Transactions on Mathematical Software (TOMS)*, 32(4):635–653, 2006.
- Kim Batselier. The trouble with tensor ring decompositions. *arXiv preprint arXiv:1811.03813*, 2018.
- Jacob Biamonte and Ville Bergholm. Tensor networks in a nutshell. *arXiv preprint arXiv:1708.00006*, 2017.
- Rasmus Bro. Multi-way analysis in the food industry, model, algorithms and applications. *Doctoral Thesis, University of Amsterdam*, 1998.
- Ziang Chen, Yingzhou Li, and Jianfeng Lu. Tensor ring decomposition: optimization landscape and one-loop convergence of alternating least squares. *SIAM Journal on Matrix Analysis and Applications*, 41(3):1416–1442, 2020.
- Lam Chi-Chung, P Sadayappan, and Rephael Wenger. On optimizing a class of multi-dimensional loops with reduction for parallel execution. *Parallel Processing Letters*, 7(02):157–168, 1997.
- Lieven De Lathauwer, Bart De Moor, and Joos Vandewalle. A multilinear singular value decomposition. *SIAM journal on Matrix Analysis and Applications*, 21(4):1253–1278, 2000.
- Glen Evenbly. Gauge fixing, canonical forms, and optimal truncations in tensor networks with closed loops. *Physical Review B*, 98(8):085155, 2018.
- John Gardiner and Javier Lopez-Piqueres. Tensor network estimation of distribution algorithms. *arXiv preprint arXiv:2412.19780*, 2024.
- Ivan Glasser, Ryan Sweke, Nicola Pancotti, Jens Eisert, and Ignacio Cirac. Expressive power of tensor-network factorizations for probabilistic modeling. *Advances in neural information processing systems*, 32, 2019.
- Lars Grasedyck. Hierarchical singular value decomposition of tensors. *SIAM journal on matrix analysis and applications*, 31(4):2029–2054, 2010.
- Arjun K Gupta and Daya K Nagar. *Matrix variate distributions*. Chapman and Hall/CRC, 2018.
- Wolfgang Hackbusch and Stefan Kühn. A new scheme for the tensor representation. *Journal of Fourier analysis and applications*, 15(5):706–722, 2009.
- Zhao-Yu Han, Jun Wang, Heng Fan, Lei Wang, and Pan Zhang. Unsupervised generative modeling using matrix product states. *Physical Review X*, 8(3):031012, 2018.
- Christopher J Hillar and Lek-Heng Lim. Most tensor problems are np-hard. *Journal of the ACM (JACM)*, 60(6):1–39, 2013.
- Frank L Hitchcock. The expression of a tensor or a polyadic as a sum of products. *Journal of Mathematics and Physics*, 6(1-4):164–189, 1927.
- Sebastian Holtz, Thorsten Rohwedder, and Reinhold Schneider. The alternating linear scheme for tensor optimization in the tensor train format. *SIAM Journal on Scientific Computing*, 34(2):A683–A713, 2012a.
- Sebastian Holtz, Thorsten Rohwedder, and Reinhold Schneider. On manifolds of tensors of fixed tt-rank. *Numerische Mathematik*, 120(4):701–731, 2012b.
- Leon Isserlis. On a formula for the product-moment coefficient of any order of a normal frequency distribution in any number of variables. *Biometrika*, 12(1/2):134–139, 1918.
- Tamara G Kolda and Brett W Bader. Tensor decompositions and applications. *SIAM review*, 51(3):455–500, 2009.
- Tamara Gibson Kolda. Multilinear operators for higher-order decompositions. Technical report, Sandia National Laboratories (SNL), Albuquerque, NM, and Livermore, CA . . . , 2006.

- Joseph B Kruskal. Rank, decomposition, and uniqueness for 3-way and n-way arrays. In *Multiway data analysis*, pages 7–18. 1989.
- Hai-Jun Liao, Jin-Guo Liu, Lei Wang, and Tao Xiang. Differentiable programming tensor networks. *Physical Review X*, 9(3):031041, 2019.
- Ian P McCulloch. From density-matrix renormalization group to matrix product states. *Journal of Statistical Mechanics: Theory and Experiment*, 2007(10):P10014, 2007.
- Oscar Mickelin and Sertac Karaman. On algorithms for and computing with the tensor ring decomposition. *Numerical Linear Algebra with Applications*, 27(3):e2289, 2020.
- Alexander Novikov, Anton Rodomanov, Anton Osokin, and Dmitry Vetrov. Putting mrfs on a tensor train. In *International Conference on Machine Learning*, pages 811–819. PMLR, 2014.
- Alexander Novikov, Dmitrii Podoprikin, Anton Osokin, and Dmitry P Vetrov. Tensorizing neural networks. *Advances in neural information processing systems*, 28, 2015.
- Román Orús. A practical introduction to tensor networks: Matrix product states and projected entangled pair states. *Annals of physics*, 349:117–158, 2014.
- Ivan V Oseledets. Approximation of $2^d \times 2^d$ matrices using tensor decomposition. *SIAM Journal on Matrix Analysis and Applications*, 31(4):2130–2145, 2010.
- Roger Penrose et al. Applications of negative dimensional tensors. *Combinatorial mathematics and its applications*, 1: 221–244, 1971.
- Age K Smilde, Rasmus Bro, and Paul Geladi. *Multi-way analysis: applications in the chemical sciences*. John Wiley & Sons, 2005.
- Tensor Network. Tensor network: Algorithms, theory, and software. <https://tensornetwork.org/>. Accessed: 2026-03-16.
- Ledyard R Tucker. Some mathematical notes on three-mode factor analysis. *Psychometrika*, 31(3):279–311, 1966.
- Frank Verstraete and J Ignacio Cirac. Renormalization algorithms for quantum-many body systems in two and higher dimensions. *arXiv preprint cond-mat/0407066*, 2004.
- Guifré Vidal. Efficient simulation of one-dimensional quantum many-body systems. *Physical review letters*, 93(4): 040502, 2004.
- Wenqi Wang, Vaneet Aggarwal, and Shuchin Aeron. Efficient low rank tensor ring completion. In *Proceedings of the IEEE International Conference on Computer Vision*, pages 5697–5705, 2017.
- Wenqi Wang, Yifan Sun, Brian Eriksson, Wenlin Wang, and Vaneet Aggarwal. Wide compression: Tensor ring nets. In *Proceedings of the IEEE Conference on Computer Vision and Pattern Recognition*, pages 9329–9338, 2018.
- Longhao Yuan, Jianting Cao, Xuyang Zhao, Qiang Wu, and Qibin Zhao. Higher-dimension tensor completion via low-rank tensor ring decomposition. In *2018 Asia-Pacific Signal and Information Processing Association Annual Summit and Conference (APSIPA ASC)*, pages 1071–1076. IEEE, 2018.
- Qibin Zhao, Guoxu Zhou, Shengli Xie, Liqing Zhang, and Andrzej Cichocki. Tensor ring decomposition. *arXiv preprint arXiv:1606.05535*, 2016.