

# Who, Why, and How: Disentangling the Effects of Moderation Source, Context, and Language on Post-Removal Behavior

Siyi Zhou, Lindsay Young, Marlon Twyman, Emilio Ferrara

University of Southern California

May 18, 2026

## Abstract

Content moderation is a central mechanism through which social media platforms attempt to balance user engagement with community governance. Yet existing research has largely treated moderation as a uniform intervention, overlooking how the source of moderation, the nature of the violation, and the linguistic style of removal explanations jointly shape user behavior. Drawing on the Human–AI Interaction Theory of Interactive Media Effects (HAI-TIME) framework, this study examines how these three dimensions interact to produce divergent post-moderation behavioral trajectories in a large-scale observational dataset of 11,795,036 moderation events across 9,285,410 users and 61,261 subreddits on Reddit spanning January 2021 through December 2025. Using probabilistic behavioral classification, one-way ANOVA, and OLS regression with principal component analysis (PCA)-derived linguistic features, we find that automated bot moderation consistently produces higher compliance and lower self-censorship than both personal account and collective modteam moderation, challenging the assumption that human agency cues are inherently advantageous in human–AI interaction contexts. Modteam moderation produces the strongest self-censorship effects, suggesting that institutional depersonalization, rather than surveillance or enforcement uncertainty alone, is a meaningful driver of behavioral withdrawal. Violation severity emerges as a critical contingency: linguistic strategies that reduce resistance in routine moderation contexts, including elaborated explanation, community-scale numerical appeals, and direct personal address, can backfire for serious violations, whereas prosocially framed and emotionally emphatic messages become substantially more effective precisely when the stakes are highest. Of 480 linguistic interactions tested, 33 survive FDR correction, concentrated around harmful or illegal content and formatting violations. Together, these findings extend HAI-TIME by introducing violation salience as a moderator of cue-based processing, and offer empirical grounding for context-adaptive moderation design that can better balance platform governance with user engagement.

**Keywords:** content moderation, human–AI interaction, HAI-TIME, behavioral trajectories, self-censorship, reactance, compliance, linguistic features, Reddit, platform governance

## Introduction

Social media platforms operate under competing and often contradictory logics: the pursuit of user engagement and the need to maintain a healthy online environment (Christin et al., 2024). Content moderation serves as a central mechanism through which platforms attempt to reconcile these tensions by regulating the visibility and circulation of user-generated content. Moderation practices take multiple forms, including shadowbanning, deplatforming, and content removal (Gillespie, 2022; Grimmelmann, 2015; Myers West, 2018). Among these, content removal has received substantial scholarly attention, particularly regarding its effectiveness in promoting user compliance and sustaining engagement (Jhaver, Birman, et al., 2019; Srinivasan et al., 2019).

However, existing research has largely treated content removal as a uniform intervention, overlooking the diversity of moderation practices that have emerged in contemporary platforms. In practice, moderation is carried out by a range of actors, including automated systems, individual human moderators, and collective moderator accounts, each operating under different incentives and constraints (cite reddit community guidelines). Moreover, the objectives of moderation vary widely, from preventing

spam and enforcing formatting rules to addressing misinformation and harmful content (Jiang et al., 2020). As a result, the effectiveness of who moderates and for what purpose remains underexplored. A more nuanced understanding of these distinctions is critical for identifying how platforms can better balance their competing logics of engagement and governance.

Content moderation is increasingly a collective effort between humans and automated systems, and thus should be understood as a form of human–computer interaction (HCI). Prior research suggests that transparency in moderation, such as providing explanations for content removal, can improve user engagement and perceptions of fairness (Jhaver, Bruckman, & Gilbert, 2019). At the same time, the growing prevalence of social bots and AI systems has made automated moderation ubiquitous (Ferrara et al., 2016). Consequently, users now receive moderation messages from both human and non-human agents, challenging existing theoretical frameworks in HCI.

Traditional perspectives offer only partial explanations for this dynamic. The Computers as Social Actors (CASA) framework conceptualizes computers as entities that elicit social responses from users (Nass et al., 1994), whereas Computer-Mediated Communication (CMC) frameworks position computers as channels facilitating human–human interaction (WALTHER, 1996). With the rise of AI and increasingly agentic systems, these distinctions are becoming blurred. Contemporary computational agents do not merely trigger social responses or mediate communication; they actively participate in communicative processes and shape interaction outcomes (Sundar, 2020). In the context of content moderation, the coexistence of human and automated moderators reflects this shift toward hybrid communicative agency.

This study addresses two key gaps in the literature. First, prior research has largely overlooked the heterogeneity of moderation practices, treating content removal as a monolithic intervention despite variation in moderator identity, intent, and communication style. Second, there is limited theoretical understanding of how users respond to moderation in hybrid human–AI interaction contexts, where communicative agency is distributed across human and automated actors. By examining how different moderator roles, moderation purposes, and linguistic features jointly shape user behavior, this study provides a more nuanced account of moderation effectiveness.

Ultimately, this work aims to advance both theory and practice by identifying the conditions under which content moderation can effectively balance platform governance with user engagement.

## Literature Review

### Content Moderation

Social media platforms emerged from a strong commitment to individual expression and open participation. However, unregulated speech can also produce harmful content, misinformation, harassment, and toxicity, making content moderation a necessary mechanism for governing online environments (Baym & boyd danah, 2012; Gillespie, 2019; Jenkins, 2006). In this sense, moderation is essential to sustaining the social order of online communities. At the same time, moderation introduces a persistent tension: while some intervention is necessary to maintain healthy discourse, excessive or poorly implemented moderation can itself produce unintended consequences.

A growing body of research shows that over-moderation or perceived censorship can trigger a range of adverse outcomes. At the community level, interventions such as bans and quarantines may reduce visible toxicity within a platform, but often lead to user migration and the displacement of problematic behavior elsewhere (Chandrasekharan et al., 2017, 2022; Horta Ribeiro et al., 2021; Saleem & Ruths, 2018). At the individual level, moderation can generate chilling effects, reduce participation, encourage the adoption of coded language to evade detection, and in some cases intensify engagement with extreme content rather than suppress it (Chang et al., 2022; Gerrard, 2018; Jhaver et al., 2021, 2024; Puschmann, 2021). These findings suggest that moderation is not simply a corrective tool, but a consequential intervention that can reshape user behavior in complex and sometimes counterproductive ways.

One key mechanism underlying these outcomes lies in users’ perceptions of procedural fairness, transparency, and control. Content removal has raised longstanding concerns about the fairness of platform governance and the boundaries of acceptable discourse (Caplan, 2018; Gillespie, 2019; Roberts, 2018). When content is flagged or removed, users often experience frustration because moderation constrains their ability to express themselves and reduces their sense of control over participation

(DeVito et al., 2017; Myers West, 2018). Prior work further shows that how moderation is communicated plays a critical role in shaping these perceptions. For example, directing users to general community guidelines without specific explanations can reduce perceived outcome fairness and trust, whereas more transparent moderation can improve users’ evaluations of the process (Gonçalves et al., 2023). Extending this line of work, Molina and Sundar (2022) demonstrate that users trust AI-based moderation as much as human moderation, but that this trust depends on the heuristic triggered by the perceived source of moderation. They further show that allowing users to provide feedback to algorithmic systems enhances trust by increasing users’ perceived agency. Together, these findings highlight that moderation source and system design can shape users’ perceptions of fairness, trust, and agency. However, while these studies advance our understanding of how users perceive moderation, they remain focused on perceptual outcomes rather than on how users behave following moderation.

Indeed, emerging research suggests that providing explanations for content removal can, under certain conditions, encourage continued engagement (Jhaver, Bruckman, & Gilbert, 2019). Yet, it remains unclear whether such engagement reflects desirable behavioral change, such as increased norm compliance, or undesirable responses, such as strategic circumvention or repeated violations. From both platform governance and business perspectives, evaluating moderation effectiveness requires moving beyond perceptions and engagement levels to examine the direction and quality of post-moderation behavior.

These challenges point to the need for more nuanced moderation strategies that balance competing platform goals. Rather than treating moderation as a uniform intervention, platforms may need to moderate differently for different objectives and contexts, varying not only what is moderated, but also how moderation is communicated and who is presented as the source of authority. To find the ideal balance, we draw on the human-AI interaction version of the Theory of Interactive Media Effects (HAI-TIME) model (Sundar, 2020) to understand what moderation violation works best for what kind of violations. We expand this in the following section

## Content Moderation as Communication

### Human AI interaction and user engagement

The original TIME framework suggests two routes through which users interact with media: a cue route and an action route. The cue route focuses on how interface cues, such as source identity, activate heuristic processing that shapes users’ perceptions and judgments. The action route, in contrast, emphasizes how the use of interface features can shape users’ sense of agency, thereby influencing engagement and behavioral outcomes (Sundar et al., 2015).

Building on this framework, HAI-TIME extends cue-based processing to contexts involving human-AI interaction by emphasizing the role of perceived agency. In such settings, users may attribute actions to human agents, artificial agents, or hybrid systems, and these attributions shape how they interpret and evaluate system outputs. Prior research shows that perceived agency is not merely descriptive but functions as a meaningful signal that influences trust and credibility. For instance, Molina and Sundar (2022) demonstrate that users trust AI-based moderation as much as human moderation, but that this trust depends on heuristic cues triggered by the perceived source of moderation. Moreover, enabling users to provide feedback to algorithmic systems enhances trust by increasing users’ sense of agency.

Content moderation provides a particularly relevant context in which to examine these processes. As a core platform affordance, moderation structures participation by enforcing rules and shaping content visibility. At the same time, moderation messages communicate implicit signals about who or what is exercising control, thereby conveying different sources of agency. For example, moderation decisions attributed to human moderators, automated systems, or ambiguous sources may lead users to form different interpretations about the legitimacy, flexibility, or negotiability of the intervention. In this sense, moderation can be understood not only as a technical operation but also as a communicative act that signals authority and social norms (Gillespie, 2018; Grimmelmann, 2015).

While prior applications of HAI-TIME in moderation contexts have focused primarily on perceptual outcomes such as trust, less is known about whether and how these cue-based processes translate into behavioral responses. Existing work has begun to examine behavioral consequences. For example, studies show that providing explanations for moderation decisions can improve user compliance and acceptance (Jhaver, Birman, et al., 2019), but these studies do not explicitly theorize the role of

perceived agency or distinguish between different forms of behavioral adaptation.

To address this gap, this study draws on HAI-TIME to distinguish between two potential mechanisms: (1) cue-based heuristic processing and (2) action-based processing grounded in how agency is enacted and communicated. The Reddit platform provides a unique quasi-natural setting to examine how users respond to different sources of moderation and communication styles. Reddit is organized into numerous subcommunities, known as subreddits, each governed by its own group of moderators. These moderators may appear as individual human accounts, automated bots, or collective team accounts, each explicitly labeled as such.

When a user’s content is removed, moderators often provide an explanation in the form of a comment attached to the original post. This structure allows us to systematically observe who performs moderation, which users are moderated, and the stated reasons for removal. Crucially, it also enables us to trace users’ behavioral patterns before and after moderation events. This setting offers a rich opportunity to focus on the action route by examining how the presented source of moderation and its communicative features are associated with users’ subsequent behavioral trajectories.

However, HAI-TIME does not fully specify how agency, as conveyed through such interventions, translates into distinct behavioral responses over time. To address this limitation, we integrate insights from complementary theoretical traditions on human responses to control, legitimacy, and constraint.

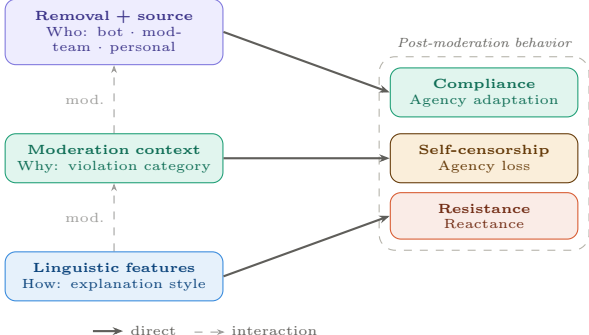
Specifically, we conceptualize moderation as an intervention that signals different configurations of agency through its source and communication. Rather than directly measuring users’ internal perceptions, we examine how these signals are associated with observable patterns of behavior following moderation. We interpret these behavioral trajectories through an agency-based lens. First, self-censorship is understood as a form of behavioral withdrawal consistent with diminished user agency, where individuals reduce participation following moderation. This pattern aligns with self-determination theory, which posits that reduced autonomy is associated with disengagement (Deci & Ryan, 2000).

Second, appropriate engagement reflects continued participation with behavioral adjustment, which we interpret as a form of agency negotiation, whereby users adapt to platform expectations while maintaining involvement. This response is consistent with procedural justice theory, which suggests that individuals are more likely to comply with rules they perceive as legitimate and fairly enforced (Tyler, 1990).

Third, continued violation reflects resistance or backlash against moderation, which may indicate rejection of externally imposed constraints or conflict over control. This pattern aligns with psychological reactance theory, which predicts that individuals may act against restrictions when they perceive threats to their freedom (Brehm, 1966; Dillard & Shen, 2005).

Importantly, these interpretations do not assume direct observation of users’ internal perceptions. Instead, they provide a theoretically grounded framework for understanding how different configurations of moderation—particularly the source of moderation and its communication—are associated with divergent behavioral responses.

These behavioral trajectories can also be situated within the broader literature on chilling effects, where perceived enforcement and uncertainty about rules lead individuals to suppress or adjust their expression even in the absence of direct sanctions (Penney, 2017; Schauer, 1978). Together, these perspectives allow us to extend HAI-TIME from a framework primarily concerned with perception to one that captures behavioral adaptation in response to platform interventions.



Based on this framework, we examine the following hypotheses and research questions:

**H1:** Users’ post-moderation behavioral trajectories differ across sources of agency (e.g., bot, human, and unspecified moderators).

Beyond the source of moderation, it is also important to consider the context in which moderation occurs. Different types of violations may signal varying levels of severity, legitimacy, and interpretability, which can shape how users respond to moderation actions.

**RQ1:** How does the source of moderation interact with moderation context to shape users’ post-moderation behavioral trajectories?

In addition to who moderates and what is being moderated, how moderation is communicated may further shape user responses. Prior research suggests that linguistic features influence how messages are processed, either through heuristic cues or deeper cognitive elaboration, shaping perceptions of authority, politeness, and clarity (Brown & Levinson, 1987; Petty & Cacioppo, 1986; Sundar, 2020). In this study, we examine how the linguistic characteristics of moderation explanations are associated with behavioral responses.

**RQ2:** How are linguistic features of moderation explanations associated with users’ post-moderation behavioral trajectories?

**RQ3:** How do linguistic features moderate the relationship between moderation context, source of agency, and users’ post-moderation behavioral trajectories?

We examine several theoretically motivated dimensions of linguistic features, including authority (power), affective tone, social/friendliness cues, and informational complexity (e.g., cognitive features, entropy, and embedding-based measures).

## Methods

### Data

We use Reddit data spanning January 2021 through December 2025. Reddit is particularly well-suited for studying online moderation because its structure makes moderation actions and moderator identities directly observable, allowing us to link moderation events to subsequent user behavior at scale. Our platform-wide sample includes 11,795,036 moderation events across 9,285,410 users and 61,261 subreddits. Because Reddit moderators frequently leave removal explanation comments addressed to specific users, we are able to reconstruct individual-level behavioral trajectories before and after moderation, which is rare in observational platform data.

### Labeling

**Moderator Classification.** We extract all comments tagged as moderator actions and classify them into three categories: (1) *bot* accounts, identified by usernames containing “bot” or “auto”; (2) *mod-team* accounts, identified by usernames containing “modteam”; and (3) *personal accounts*, which show no significant automated indicators and are presumed to be human-operated. This distinction matters because automated and team-based moderation may carry different social signals than moderation from a visible personal account, potentially producing different behavioral responses. We acknowledge that username-based classification is a heuristic proxy and may introduce some misclassification, particularly for bots using atypical naming conventions; however, this approach is consistent with prior computational work on moderator identity on Reddit (Jhaver, Bruckman, & Gilbert, 2019; Jhaver et al., 2024).

**Removal Explanations.** We extract all posts containing keywords indicative of content removal, excluding posts that resemble generic welcome messages for new members, as those do not constitute moderation actions directed at a specific user’s behavior. All extracted posts were manually verified by a human annotator to confirm labeling accuracy.

**Identifying Moderated Users.** We apply regular expression (regex) matching to identify instances where a removal explanation message references a username, specifically, patterns beginning with /u or /u/ that are not embedded within a hyperlink. This allows us to directly link a moderation event to the specific user whose content was removed, which is necessary for tracking subsequent behavioral trajectories.

**Classifying Moderation Reasons.** We classify moderation reasons using keyword snowballing, iteratively expanding a seed set of keywords to capture the range of rule violations in the data. Keywords were then manually grouped into thematic categories by the research team. Capturing *why* a

user was moderated is essential for isolating whether different violation types produce systematically different behavioral responses, as theorized in RQ1.

## Measures

### Posting Frequency Change

We define two complementary metrics to capture changes in user posting behavior before and after moderation. Using multiple metrics is intentional: each captures a different dimension of behavioral response, and relying on a single measure risks either privileging highly active users or obscuring meaningful variation among less active ones. Throughout,  $N_{\text{before}}$  and  $N_{\text{after}}$  denote the number of posts in a fixed window before and after moderation, respectively. We add 1 to  $N_{\text{before}}$  in all measures to account for the removed post itself as part of pre-moderation activity and to avoid division by zero for users with no prior posts in the window.

**Direct Difference** measures the absolute change in posting volume:

$$\Delta_{\text{post}} = N_{\text{after}} - (N_{\text{before}} + 1)$$

This captures the raw magnitude of behavioral response, but because it is not normalized, highly active users can dominate group-level estimates.

**Log Ratio** measures proportional change in posting relative to baseline:

$$\text{Log Ratio} = \log\left(\frac{N_{\text{after}}}{N_{\text{before}} + 1}\right)$$

The log transformation symmetrizes the metric around zero and reduces the leverage of users with very high baseline activity, making it our primary metric for operationalizing self-censorship (see below).

### Moderation Rate

We measure the rate of subsequent moderation actions a user receives after their first removal:

$$r = \frac{N_{\text{additional moderations}}}{N_{\text{posts after first moderation}} + N_{\text{additional moderations}}}$$

Rather than using raw counts, we normalize by total post volume to ensure comparability across users who post at different frequencies. A user moderated 3 times out of 6 posts reflects a qualitatively different behavioral pattern than one moderated 3 times out of 300.

### Probabilistic Behavior Classification via Sigmoid Mapping

Rather than applying hard thresholds to classify behavioral outcomes, we use a sigmoid function to map behavioral metrics into continuous probability scores. This approach acknowledges that behavioral categories such as self-censorship and resistance exist on a continuum rather than as discrete states, and avoids the sensitivity to threshold placement that binary classification entails. The sigmoid function is defined as:

$$\text{sigmoid}(x) = \frac{1}{1 + e^{k(x - \text{threshold})}}$$

where  $k$  controls the steepness of the transition and threshold defines the decision boundary. We parameterize the slope  $k$  using the interquartile range (IQR) of the observed distribution:

$$k = \frac{2}{\text{IQR}}$$

Anchoring  $k$  to the IQR ensures the sigmoid’s transition region spans the central mass of the data, where behavioral differences are most ambiguous and gradual probability assignment is most appropriate. This also makes the classifier adaptive to each metric’s empirical distribution rather than imposing an arbitrary fixed slope.

## Measuring Self-Censorship

We operationalize self-censorship as a sustained reduction in posting activity following moderation. We use log ratio as the input metric because its distributional properties, such as symmetry around zero and reduced skew, make population-level thresholds more stable and interpretable. The decision boundary is set at the empirical 5th percentile of the population’s monthly log-ratio distribution, capturing users whose posting decline is more extreme than 95% of the general user population. This conservative threshold reflects our theoretical commitment to distinguishing genuine behavioral withdrawal from ordinary fluctuations in posting frequency. The resulting classifier is:

$$P(Y = \text{self-censor} \mid \text{log ratio}) = \frac{1}{1 + e^{1.443(x+1.846)}}$$

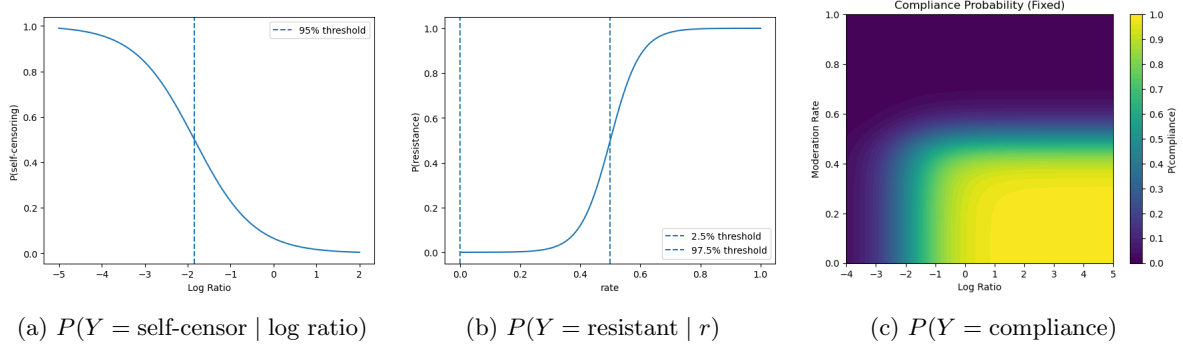


Figure 1: Sigmoid-based probabilistic classifiers for self-censorship, resistance, and compliance.

## Measuring Resistance

We operationalize resistance as a persistently elevated moderation rate following an initial moderation event. The decision boundary is set at the 95th percentile of the population’s moderation rate distribution, so that only users whose re-moderation rate is unusually high relative to the broader user base are classified as likely resistant:

$$P(Y = \text{resistant} \mid r) = \frac{1}{1 + e^{-0.2(r-0.5)}}$$

Because the empirical moderation rate distribution is heavily zero-inflated, with both the 25th and 75th percentiles equal to zero, reflecting that most users are not re-moderated. Thus, the standard IQR-based slope is undefined. We therefore replace the degenerate IQR with a small upper bound of  $[0, 0.1]$  and set  $k = -20$ , producing a steep but numerically stable sigmoid that closely approximates the intended hard threshold.

## Measuring Compliance

We define compliance as the joint absence of self-censorship and resistance, reflecting users who neither disengage from the community nor persist in rule-violating behavior. Rather than treating compliance as an independent third category, we derive it from the existing classifiers to ensure logical consistency across all three behavioral outcomes:

$$P(Y = \text{compliance}) = (1 - P(\text{self-censor})) \times (1 - P(\text{resistant}))$$

## Analysis

Our analytic strategy maps directly onto the study’s hypotheses and research questions. To test H1, which predicts differences in post-moderation behavioral trajectories across moderator types, we use one-way ANOVA to compare behavioral outcomes across bot, modteam, and personal account conditions. To address RQ1, which examines the interaction between moderation source and moderation

context, we extend the ANOVA framework by incorporating moderation reason as a grouping factor, allowing us to assess whether source effects are consistent across violation types or contingent on context. For RQ2, which examines the relationship between linguistic features of moderation explanations and behavioral trajectories, we use linear regression with LIWC-derived features as predictors. Because LIWC produces a high-dimensional feature space, we first filter out features with a median of zero to remove variables with insufficient variation for meaningful analysis. We then apply Principal Component Analysis (PCA) to reduce dimensionality and surface latent linguistic dimensions that capture the most variance in the data. The resulting principal components serve as predictors in linear regression models, allowing us to interpret the relationship between linguistic style and post-moderation behavior in a lower-dimensional, less collinear space. Finally, to address RQ3, which examines how linguistic features moderate the relationship between source, context, and behavioral trajectories, we introduce interaction terms between the PCA-derived linguistic components and the moderation source and context variables in the regression models.

## Results

Table 1: Pairwise differences in behavioral outcomes across moderator types. Arrows indicate the direction and approximate magnitude of the difference for the row comparison (first group relative to second group). More arrows indicate larger differences. All reported pairwise differences are statistically significant after post-hoc correction unless marked with  $\sim$ .

Comparison	Self-censor	Resistance	Compliance
Bots vs. Modteam	↓↓↓***	~*	↑↑↑***
Bots vs. Personal Accounts	↓↓***	↓↓***	↑↑***
Modteam vs. Personal Accounts	↑***	↓↓***	~*

*Note.* ↑ indicates the first group has a higher value than the second; ↓ indicates the first group has a lower value than the second; ~ indicates a statistically significant but substantively negligible difference. Arrow magnitude is based on pairwise median and mean differences. For self-censorship, the ordering is Modteam > Personal Accounts > Bots. For compliance, Bots show the highest levels, while Modteam and Personal Accounts are similar in median terms. For resistance, all three groups have median values of 0, so significant pairwise differences likely reflect the very large sample size rather than substantial behavioral separation.

Table 1 presents pairwise differences in behavioral outcomes across moderator types, offering support for H1. Consistent with a HAI-TIME agency-heuristic interpretation, the source of moderation is systematically associated with divergent post-moderation behavioral trajectories. Bot moderation produces the highest compliance and the lowest self-censorship relative to both human moderator types, suggesting that users interpret automated enforcement as impersonal and rule-bound rather than as a social judgment, thereby reducing the personal stakes of the intervention and sustaining continued participation. The strongest self-censorship effect emerges among modteam-moderated users, who show substantially higher withdrawal rates than both bot-moderated users (mean difference = 0.085,  $p < .0001$ ) and personal account-moderated users (mean difference = 0.013,  $p < .0001$ ), consistent with the interpretation that institutional moderation amplifies perceived authority and produces greater behavioral withdrawal. Personal account moderation occupies an intermediate position, producing more self-censorship than bots but less than modteam accounts (mean difference = 0.072,  $p < .0001$ ).

For compliance, bots again lead, while modteam and personal accounts show broadly similar levels, with bots outperforming modteam by 0.078 and personal accounts by 0.045 (both  $p < .0001$ ). This pattern further supports the interpretation that the human-versus-automated distinction drives compliance differences more than variation within human moderator types. Although resistance differences across all three comparisons reach statistical significance, all groups share a median resistance value of zero; these differences most plausibly reflect the sensitivity of large-sample tests to distributional shape rather than substantive behavioral separation and should therefore be interpreted with caution.

To address RQ1, we examined how moderation context shapes post-moderation behavioral trajectories. Figure 2 presents mean behavioral probabilities across violation categories and moderator types, and Kruskal-Wallis tests confirmed significant differences across moderation reasons for all three outcomes (self-censorship:  $H = 217,212.25$ ,  $p < .0001$ ; resistance:  $H = 29,907.54$ ,  $p < .0001$ ; compliance:  $H = 250,207.77$ ,  $p < .0001$ ).

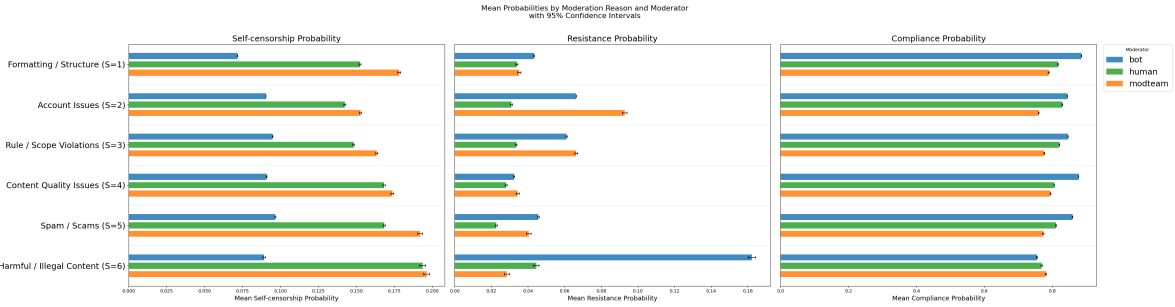


Figure 2: Mean probability of user behavior trajectory after moderated by different source for different reasons. S denotes the severity level.

A clear severity gradient emerges across violation categories. Harmful or illegal content produces the most adverse behavioral outcomes across all three metrics, with the highest self-censorship ( $M = 0.145$ ), the highest resistance ( $M = 0.097$ ), and the lowest compliance ( $M = 0.765$ ), all of which differ significantly from every other violation category ( $p < .0001$ ). This pattern is consistent with the interpretation that high-severity violations carry greater personal stakes, amplifying both withdrawal and pushback responses. At the opposite end of the spectrum, formatting or structure violations produce the lowest self-censorship ( $M = 0.081$ ) and the highest compliance ( $M = 0.878$ ), suggesting that minor, unambiguous violations are perceived as easier to accept and act upon. Spam or scams and rule or scope violations occupy broadly similar intermediate positions across all three outcomes, with pairwise Dunn tests revealing non-significant or marginal differences between these two categories, suggesting they may not constitute behaviorally distinct violation types.

The moderator source effect documented in H1 persists across all violation categories, but its magnitude varies systematically with violation severity. As shown in Figure 2, the gap between bot and human moderator types is relatively modest for low-stakes violations such as formatting or structure, but widens considerably for higher-severity violations such as harmful or illegal content, where modteam and personal account moderation are associated with substantially greater self-censorship. This interaction suggests that the identity of the moderator becomes increasingly consequential as the perceived severity of the violation increases, consistent with the HAIL-TIME prediction that agency cues shape processing more strongly under conditions of higher personal relevance. Across all violation categories, modteam moderation consistently produces the highest self-censorship and lowest compliance, a pattern that appears structural rather than context-specific.

Resistance warrants a separate interpretive note. Although harmful or illegal content is associated with the highest mean resistance across all moderator types ( $M = 0.097$ ), and Kruskal-Wallis tests confirm significant differences across violation categories, all groups share a near-zero median resistance value ( $\tilde{x} = 0.000045$ ). This indicates that elevated mean resistance in the harmful content category is driven by a small subset of highly resistant users rather than a broad behavioral shift. Accordingly, resistance findings should be interpreted with caution, as statistical significance here is more likely to reflect distributional skew and large sample sensitivity than a generalizable behavioral tendency.

To address RQ2, we examined how the linguistic features of moderation explanations are associated with post-moderation behavioral trajectories. Figures 3 and 4 display the main effects of high-level (HL) and child-level (CH) principal components on self-censorship, resistance, and compliance, with filled bars indicating effects that survive FDR correction ( $q < .05$ ).

Across both PCA sets, linguistic features are significantly associated with all three behavioral outcomes, though the direction and magnitude of effects differ substantially by dimension. A consistent pattern emerges: linguistic features associated with formal, authoritative, or elaborated communication tend to increase resistance, whereas features associated with warm, prosocial, or positively framed communication tend to support compliance and reduce resistance.

Among the high-level PCs, the strongest resistance-increasing effects are observed for Community-Scale Numerical Reference (HL-PC9;  $\hat{\beta} = 0.443$ ,  $q < .05$ ), Conversational vs. Analytical Register (HL-PC1;  $\hat{\beta} = 0.313$ ,  $q < .05$ ), Message Length and Elaboration (HL-PC8;  $\hat{\beta} = 0.271$ ,  $q < .05$ ), and Numerical Authority (HL-PC7;  $\hat{\beta} = 0.268$ ,  $q < .05$ ). These findings suggest that moderation messages invoking community-scale numerical reasoning, conversational informality, or extended elaboration

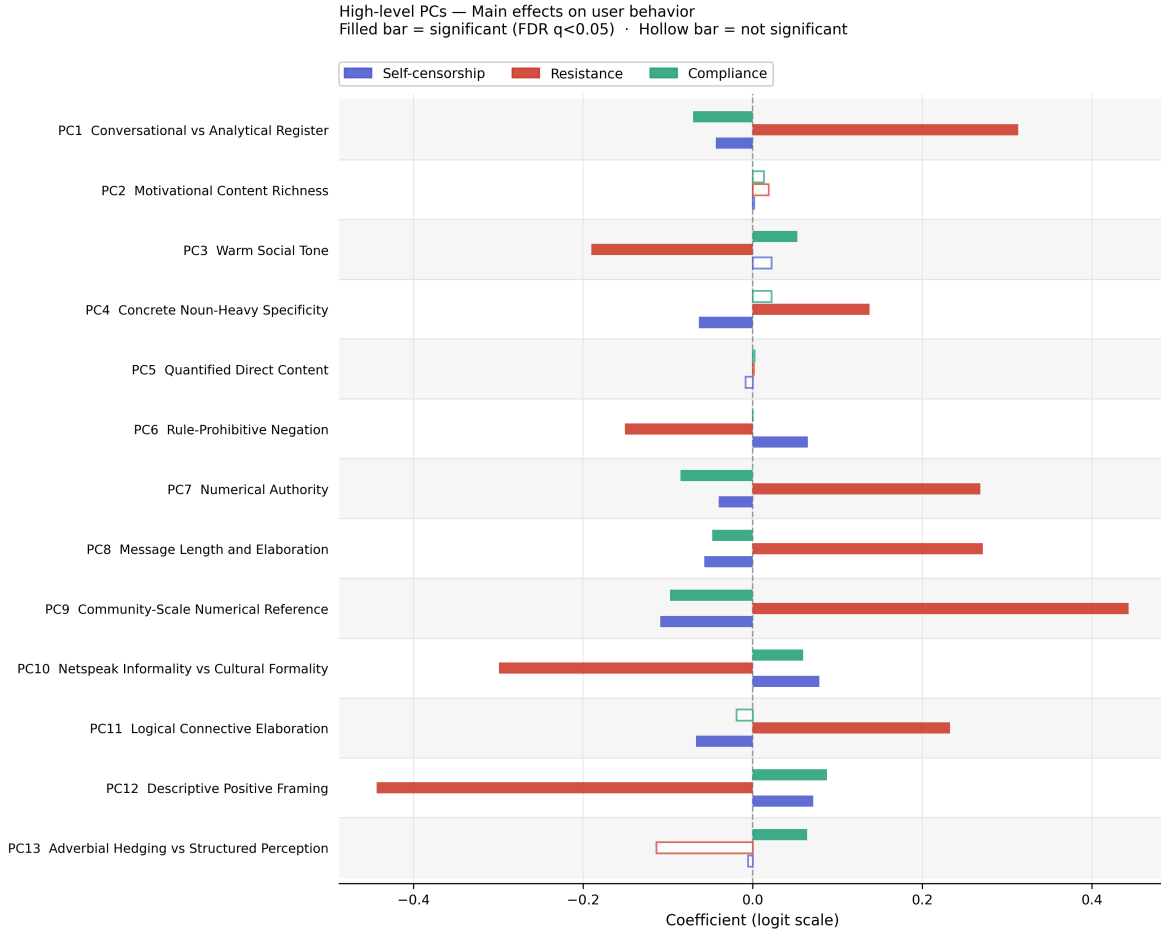


Figure 3

are paradoxically associated with greater subsequent rule-violating behavior. In contrast, Descriptive Positive Framing (HL-PC12;  $\hat{\beta} = -0.443$ ,  $q < .05$ ) and Warm Social Tone (HL-PC3;  $\hat{\beta} = -0.190$ ,  $q < .05$ ) are associated with significantly lower resistance, suggesting that affectively warm and positively framed messages are more effective at deterring continued violations. For self-censorship, Netspeak Informality vs. Cultural Formality (HL-PC10;  $\hat{\beta} = 0.079$ ,  $q < .05$ ) and Rule-Prohibitive Negation (HL-PC6;  $\hat{\beta} = 0.065$ ,  $q < .05$ ) are associated with increased disengagement, whereas Conversational vs. Analytical Register (HL-PC1;  $\hat{\beta} = -0.043$ ,  $q < .05$ ) and Concrete Noun-Heavy Specificity (HL-PC4;  $\hat{\beta} = -0.064$ ,  $q < .05$ ) are associated with reduced withdrawal.

Among the child-level PCs, Differentiation vs. Prosocial Negative Tone (CH-PC19;  $\hat{\beta} = 0.410$ ,  $q < .05$ ) shows the largest resistance-increasing effect, consistent with the interpretation that marking a user's content as different or deviant provokes pushback rather than acceptance. Direct Positive Address (CH-PC2;  $\hat{\beta} = 0.249$ ,  $q < .05$  for resistance;  $\hat{\beta} = -0.051$ ,  $q < .05$  for self-censorship) presents a nuanced pattern: warm direct engagement simultaneously reduces withdrawal while provoking resistance, suggesting that users who feel personally addressed are more likely to remain engaged but also more likely to push back. Explanatory Causal Reasoning (CH-PC5;  $\hat{\beta} = -0.226$ ,  $q < .05$ ) and Achievement Positive Framing (CH-PC7;  $\hat{\beta} = -0.295$ ,  $q < .05$ ) are among the strongest resistance-reducing dimensions, indicating that messages explaining *why* a removal occurred and framing community standards in terms of achievement rather than obligation are associated with better behavioral outcomes. For self-censorship, Punctuated Visual-Temporal Description (CH-PC13;  $\hat{\beta} = 0.085$ ,  $q < .05$ ) and Emphatic Negative Past-Focused Reflection (CH-PC14;  $\hat{\beta} = 0.052$ ,  $q < .05$ ) are associated with greater disengagement, whereas Absolute All-or-Nothing Language (CH-PC11;  $\hat{\beta} = -0.055$ ,  $q < .05$ ) is associated with reduced self-censorship, suggesting that categorical and unambiguous rule statements may paradoxically reduce withdrawal by clarifying the boundaries of acceptable behavior.

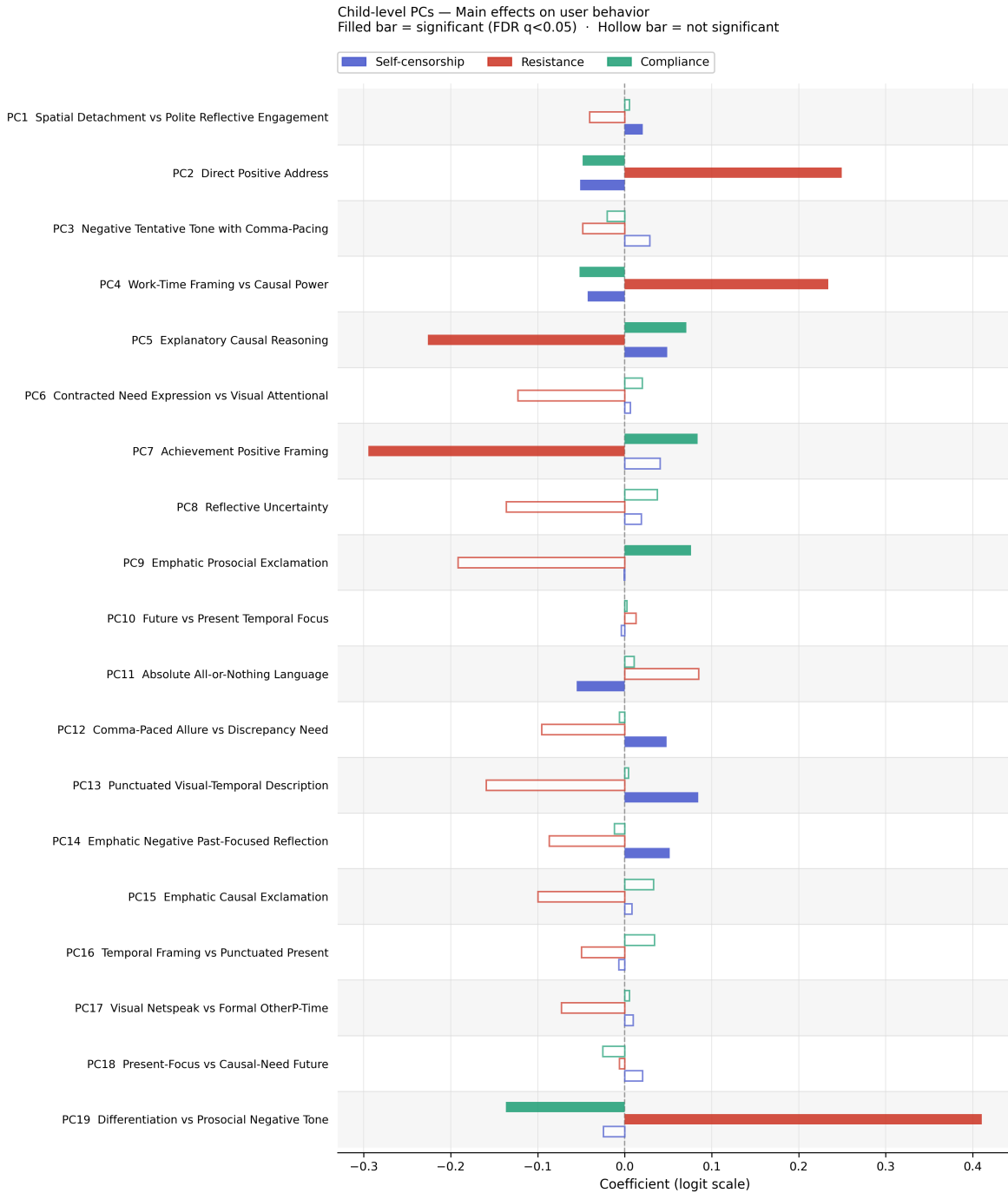


Figure 4

Taken together, these findings suggest that the linguistic style of moderation explanations has meaningful and theoretically interpretable associations with post-moderation behavior. Messages that are warmer, more positively framed, and causal in their explanatory style tend to produce more favorable behavioral outcomes, particularly in reducing resistance. Conversely, messages that invoke numerical authority, community-scale framing, or negation-heavy prohibition are associated with greater resistance and, in some cases, more self-censorship. These patterns are consistent with the HAIL-TIME framework’s prediction that linguistic cues in moderation messages function as heuristic signals shaping users’ interpretations of the intervention’s legitimacy and intent.

To address RQ3, we examined how linguistic features interact with moderation context to shape



Figure 5

post-moderation behavioral trajectories. Figures 5 and 6 display the effective slopes of high-level (HL) and child-level (CH) principal components across violation categories, where the position of each point reflects the effective slope on resistance (x-axis) and self-censorship (y-axis), and filled markers indicate effects surviving FDR correction ( $q < .05$ ). Across both PCA sets, only 33 interactions survive FDR correction, a relative sparsity that is itself informative, suggesting that linguistic effects are largely consistent across moderation contexts, with meaningful exceptions concentrated around harmful or illegal content and formatting or structure violations.

Among the high-level PCs, the most consequential interaction involves Message Length and Elaboration (HL-PC8), which dramatically amplifies resistance for serious violations. Whereas longer, more elaborated messages are associated with only modest resistance increases for account issues (effective slope = 0.19), the same linguistic dimension produces substantially larger resistance effects for content quality violations (effective slope = 0.80,  $\Delta = 0.62$ ,  $q < .01$ ) and harmful or illegal content (effective slope = 0.90,  $\Delta = 0.71$ ,  $q < .05$ ). This finding is counterintuitive: providing more elaborate explanations for serious violations appears to provoke rather than deter continued rule-violating behavior, consistent with reactance theory’s prediction that extensive justification for perceived disproportionate intervention may intensify pushback. A similarly counterintuitive pattern emerges for Community-Scale Numerical Reference (HL-PC9), where invoking community-scale numerical framing produces the largest effective resistance slope in the entire high-level model for harmful or illegal content (effective slope = 1.14,  $\Delta = 0.80$ ,  $q < .05$ ), compared to 0.34 for account issues. Users who post harmful content and receive numerically framed community appeals appear markedly more likely to continue violating rules.

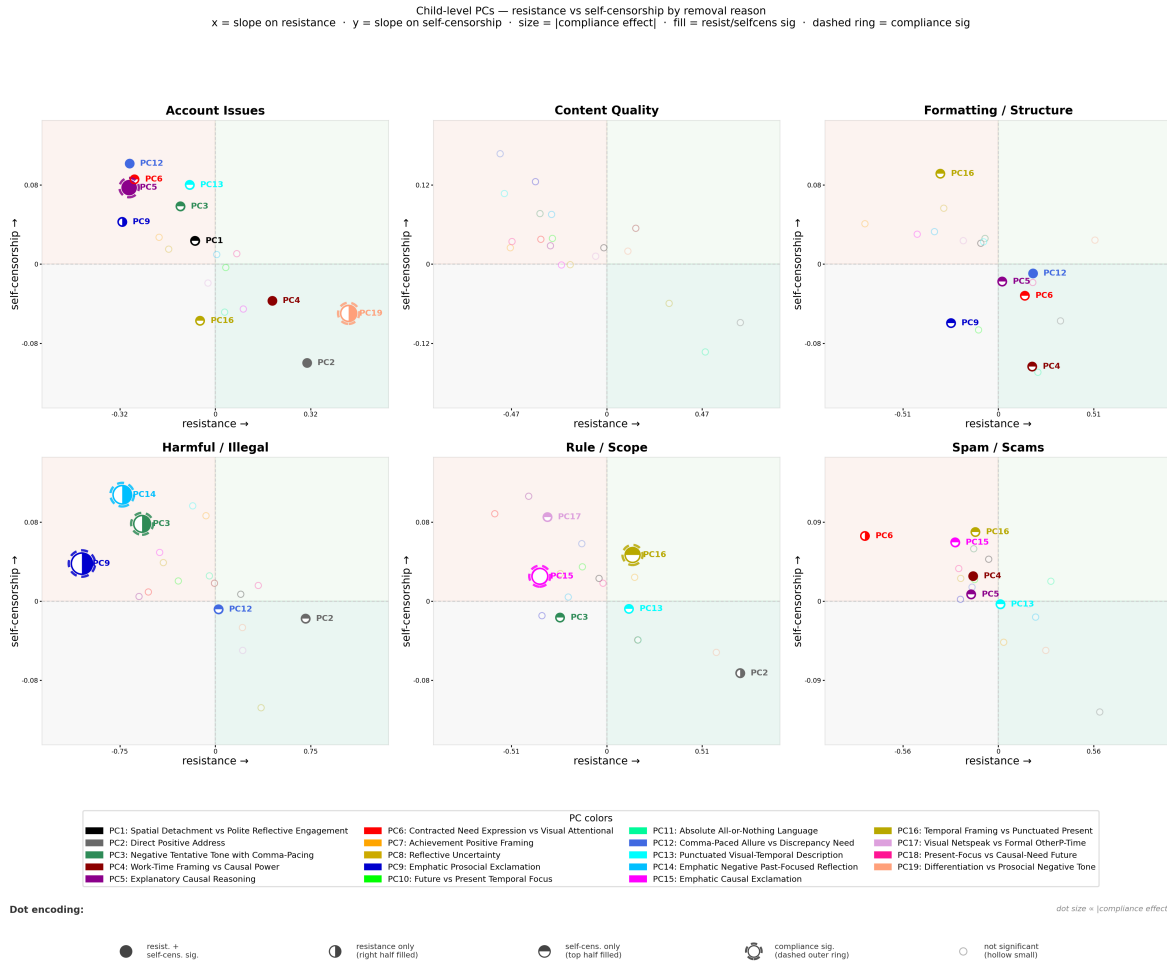


Figure 6

In contrast, Logical Connective Elaboration (HL-PC11) reveals a theoretically important sign reversal: its resistance effective slope shifts from  $+0.34$  for account issues to  $-0.22$  for formatting violations ( $\Delta = -0.55, q < .05$ ), with a corresponding compliance reversal from  $-0.09$  to  $+0.12$  ( $\Delta = +0.22, q < .05$ ). Logically elaborated, conjunction-heavy explanations increase resistance for routine account violations but reduce it for formatting violations. This pattern suggests that reasoned multi-clause explanations are most effective when the violation has clear, correctable rules — where the logical structure of the message maps directly onto actionable guidance — but become counterproductive in contexts where users may perceive the elaboration as disproportionate or bureaucratic.

At the child level, the most striking interaction involves Emphatic Prosocial Exclamation (CH-PC9), which is uniquely protective against resistance for harmful or illegal content. Its resistance effective slope falls to  $-1.05$  for harmful or illegal violations compared to  $-0.32$  for account issues ( $\Delta = -0.73, q < .05$ ), while its compliance effective slope rises to  $+0.33$  ( $\Delta = +0.23, q < .05$ ). This near-tripling of the resistance-reduction effect for the most serious violations suggests that prosocial exclamatory framing, which reframes removal as community protection rather than personal punishment, is most effective precisely when the personal stakes of the intervention are highest. A complementary pattern emerges for Emphatic Negative Past-Focused Reflection (CH-PC14), whose resistance effective slope is near zero for account issues ( $0.005$ ) but drops sharply to  $-0.73$  for harmful or illegal content ( $\Delta = -0.74, q < .05$ ), with a corresponding compliance increase to  $+0.23$  ( $\Delta = +0.24, q < .001$ ). Direct emotional condemnation of past behavior appears ineffective in routine moderation contexts but becomes a powerful compliance-promoting tool for serious violations, consistent with the interpretation that moral condemnation is perceived as proportionate and therefore legitimate when the

violation itself is severe.

Two further child-level interactions merit attention for their cross-context consistency. Temporal Framing vs. Punctuated Present (CH-PC16) amplifies self-censorship across formatting, rule or scope, and spam violations — with effective slopes of +0.09 ( $\Delta = +0.15$ ,  $q < .001$ ), +0.05 ( $\Delta = +0.11$ ,  $q < .01$ ), and +0.08 ( $\Delta = +0.14$ ,  $q < .001$ ) respectively, compared to  $-0.06$  for account issues. Situational temporal language such as “at this time” or “currently” appears to signal reversibility in account contexts but amplifies uncertainty and withdrawal in violation contexts, where users may interpret the conditional framing as ambiguous rather than reassuring. Meanwhile, Direct Positive Address (CH-PC2) consistently amplifies resistance across serious violation categories, rising from 0.31 for account issues to 0.71 for rule or scope violations ( $\Delta = +0.40$ ,  $q < .05$ ), 0.71 for harmful or illegal content ( $\Delta = +0.40$ ,  $q < .05$ ), and 0.59 for spam or scams ( $\Delta = +0.28$ ,  $q < .05$ ). Warm, direct user engagement consistently provokes greater pushback when users feel personally implicated in a rule violation, reinforcing the main effect finding that personal address is a double-edged communicative strategy in moderation contexts.

Taken together, the interaction results reveal that the effectiveness of linguistic style is highly contingent on violation context. Strategies that reduce resistance in routine moderation, such as elaborate explanation, community-scale appeals, and direct personal address, can backfire for serious violations, while emotionally emphatic and prosocially framed messages become substantially more effective precisely when the stakes are highest. These findings extend HAI-TIME’s cue-based framework by demonstrating that linguistic heuristics do not operate uniformly across moderation contexts but are moderated by the nature and severity of the violation itself.

## Discussion

This study examined how moderation source, violation context, and linguistic features of moderation explanations jointly shape post-moderation behavioral trajectories on Reddit. Drawing on the HAI-TIME framework (Sundar, 2020), we theorized that moderation functions as a communicative act that conveys agency cues shaping users’ heuristic processing, and that these cues produce divergent behavioral responses through mechanisms consistent with psychological reactance (Brehm, 1966; Dillard & Shen, 2005), procedural justice (Tyler, 1990), and self-determination theory (Deci & Ryan, 2000). Our findings largely support this framework while also revealing important extensions and boundary conditions that advance both theory and practice.

### The Bot Advantage: Challenging Assumptions About Human Agency in HCI

One of the most consistent and theoretically consequential findings is that bot moderation produces better behavioral outcomes than either personal account or modteam moderation with higher compliance, lower self-censorship, and comparable resistance, across virtually all violation categories. This challenges a foundational assumption in HCI and HAI-TIME: that human agency cues are inherently advantageous because they activate social responses associated with trust and legitimacy (Nass et al., 1994; Sundar, 2020). Prior work has shown that users trust AI-based moderation as much as human moderation under certain conditions (Molina & Sundar, 2022), but our findings go further by showing that automated moderation can produce superior behavioral outcomes in naturalistic settings.

We interpret this as an impersonality advantage: when moderation is attributed to an automated system, users may process the intervention as rule-bound, consistent, and non-judgmental rather than as a personal social evaluation. This reduces the perceived personal threat of the intervention and thereby attenuates both the reactance that produces resistance and the autonomy loss that produces self-censorship (Brehm, 1966; Deci & Ryan, 2000). This interpretation aligns with HAI-TIME’s emphasis on heuristic processing triggered by source cues (Sundar, 2020), but inverts the assumed valence: in moderation contexts, the human heuristic may activate not trust but personal threat, making automated attribution functionally protective. This finding has implications beyond platform moderation, suggesting that in any enforcement or corrective interaction context, automated delivery may reduce the socially threatening dimensions of negative feedback (Binns et al., 2018).

## Institutional Depersonalization and the Modteam Effect

The finding that modteam accounts produce the strongest self-censorship across violation categories, even exceeding human moderation, points to a mechanism not fully captured by existing frameworks. Prior chilling effects research has focused on surveillance and enforcement uncertainty as the primary drivers of behavioral withdrawal (Penney, 2017; Schauer, 1978). Our data suggest a third mechanism: *institutional depersonalization*. Collective moderator accounts present users with an interlocutor that is neither clearly human nor clearly automated, stripping away the legibility of a human agent while also lacking the rule-bound neutrality associated with bots. This ambiguity may make appeal or negotiation feel impossible, producing withdrawal not from fear of sanction but from a perceived absence of agency, consistent with self-determination theory’s prediction that perceived loss of autonomy produces disengagement (Deci & Ryan, 2000).

This interpretation is further supported by the compliance results: modteam and personal account moderation converge at identical compliance medians, suggesting that once self-censorship is accounted for, collective human moderation offers no advantage over individual human moderation in sustaining appropriate engagement. Platforms that rely on collective moderation accounts may therefore face a structural tradeoff: the efficiency gains of team-based moderation may come at the cost of user retention. This connects to broader arguments in the platform governance literature about the importance of legible moderator identity for sustaining user trust and participation (Gillespie, 2019; Grimmelmann, 2015).

## Violation Severity as a Contingency for Linguistic Cue Effects

A central theoretical contribution of this study is the demonstration that linguistic cues in moderation messages do not operate uniformly across violation contexts but are systematically moderated by violation severity. HAIL-TIME predicts that interface cues shape heuristic processing (Sundar, 2020), but does not specify how the context of the interaction moderates this process. Our interaction results provide an empirical basis for extending the framework with a *violation salience moderator*: when violations are perceived as severe and personally threatening, users may shift from heuristic to more systematic processing of moderation messages (Petty & Cacioppo, 1986), making the linguistic surface of those messages matter differently than in routine moderation contexts.

This is most clearly illustrated by the Message Length and Elaboration finding: longer, more elaborated messages amplify resistance substantially for harmful or illegal content (effective slope = 0.90) and content quality violations (effective slope = 0.80), compared to only 0.19 for account issues. We characterize this as an *irony of effort*: moderators who invest greater communicative effort for serious violations may inadvertently signal the gravity of the intervention, which amplifies the perceived threat to user autonomy and triggers stronger reactance (Brehm, 1966). Similarly, Community-Scale Numerical Reference produces the largest resistance effect in the entire model for harmful content (effective slope = 1.14), suggesting that appeals to community standards are interpreted by users who post harmful content as external social pressure rather than legitimate norm-setting, a finding consistent with reactance theory’s prediction that externally imposed justifications heighten perceived freedom threat (Dillard & Shen, 2005).

In contrast, Logical Connective Elaboration reverses sign across violation types, increasing resistance for account issues but reducing it for formatting violations. This suggests that reasoned multi-clause explanations are most effective when the violation has clear, correctable rules that the logical structure of the message can map directly onto. This aligns with procedural justice theory’s prediction that users comply more readily with rules they understand and perceive as fairly applied (Tyler, 1990), and advances prior work in that moderation explanations improve compliance when violations are unambiguous (Jhaver, Bruckman, & Gilbert, 2019).

## The Warmth Paradox: When Prosocial Language Backfires

Our findings reveal a persistent and theoretically important tension around prosocial and warm linguistic features. Direct Positive Address consistently amplifies resistance across serious violation categories, while Warm Social Tone reduces resistance as a main effect. This pattern, which we term the *warmth paradox*, suggests that the effect of interpersonal warmth in moderation is highly contingent on context. When users feel personally implicated in a rule violation, direct warm address may heighten personal

threat by making the social judgment feel more salient, thereby triggering reactance rather than compliance (Brehm, 1966). This extends prior work on the role of politeness in moderation (Brown & Levinson, 1987), suggesting that politeness norms interact with perceived violation severity in ways that existing frameworks have not fully theorized.

The exception to this pattern is instructive. Emphatic Prosocial Exclamation nearly triples its resistance-reduction effect for harmful or illegal content (effective slope =  $-1.05$ ) compared to account issues ( $-0.32$ ). We interpret this as reflecting a qualitative difference between *interpersonal warmth*, which directs social attention toward the user and their violation — and *community-directed prosocial framing*, which reframes the removal as collective protection rather than individual punishment. When serious violations are framed as community harm rather than personal transgression, users may be less likely to experience the intervention as a personal threat, reducing reactance while also providing a prosocial reframe that supports compliance (Cialdini & Goldstein, 2004; Tyler, 1990). Similarly, Emphatic Negative Past-Focused Reflection becomes strongly compliance-promoting for harmful content (compliance effective slope =  $+0.23$ ), suggesting that direct moral condemnation is perceived as proportionate and therefore legitimate when the violation itself is severe. This finding is consistent with moral foundations theory’s account of how norm violations of different severity trigger different moral responses (Rai & Fiske, 2011).

## Reversibility Signals and the Limits of Temporal Framing

The interaction results for Temporal Framing vs. Punctuated Present (CH-PC16) reveal an important boundary condition for reversibility signals in moderation language. Situational temporal framing reduces self-censorship for account issues but amplifies it for formatting, rule or scope, and spam violations. We interpret this as a *conditional reversibility effect*: temporal language signals that the situation can change, which reduces withdrawal when users have a clear path back to participation, but amplifies uncertainty when violations are more ambiguous or the corrective action is less obvious. Under conditions of ambiguity, “at this time” may read as “the rules are unclear and could change arbitrarily” rather than “this is fixable,” producing greater rather than lesser chilling effects (Penney, 2017; Schauer, 1978). This suggests that reversibility signals are only effective when paired with clear actionable guidance, a practical implication for moderation message design.

## Implications for Platform Design: Toward Context-Adaptive Moderation

Our findings have direct implications for how platforms can better balance engagement and governance. First, the consistent bot advantage across violation categories suggests that platforms should consider making automated moderation attribution more transparent and consistent, particularly for first-time violations where the primary goal is compliance. Human moderator involvement could be strategically reserved for contexts requiring relational engagement, such as appeals, complex edge cases, or escalating violations, where the interpersonal dimension of moderation is more likely to be productive than threatening.

Second, the interaction results provide an empirical basis for *context-adaptive moderation messaging*: the optimal linguistic style differs systematically by violation type. For serious violations such as harmful or illegal content, short prosocially framed messages that invoke community protection outperform elaborate explanations, which can backfire. For procedural violations such as formatting issues, logically elaborated and actionable messages improve outcomes. Platforms could operationalize this by developing violation-type-specific message templates calibrated to these empirical patterns, rather than applying uniform communication guidelines across all moderation contexts (Chandrasekharan et al., 2018; Jhaver, Bruckman, & Gilbert, 2019).

Third, our findings point to a *sequential moderation strategy* as a potential resolution to the warmth paradox. Because direct positive address reduces self-censorship but increases resistance, platforms face a genuine tradeoff between retaining users and deterring repeat violations. A sequential approach, beginning with warm, direct communication to prevent disengagement on first violations, followed by more impersonal or community-directed framing if violations continue, could leverage the benefits of both styles while mitigating their respective costs. This approach aligns with broader arguments in the content moderation literature for graduated, context-sensitive enforcement regimes (Braithwaite, 2001; Gillespie, 2019).

Finally, our findings argue strongly against ambiguous moderator identity design. Modteam accounts — which are neither clearly human nor clearly automated — consistently produce the worst behavioral outcomes. Platforms should prioritize transparency in moderator identity, ensuring that users can form a coherent interpretation of who is acting and why. This connects to broader arguments about the role of transparency and legibility in sustaining user trust in platform governance (Caplan, 2018; Gillespie, 2019).

## **Limitations and Future Directions**

Several limitations of this study should be acknowledged. First, our behavioral outcomes are observable but not perceptual: we cannot directly observe whether users experienced reactance, chilling effects, or legitimacy judgments, only their downstream behavioral traces. Future work combining observational data with experimental or survey methods could disentangle the psychological mechanisms underlying the behavioral patterns we document. Second, the observational design precludes causal inference: while our regression models control for moderation context and include clustered standard errors, unmeasured confounders at the subreddit or user level may influence the estimated relationships. Thus, we claim the study as a quasi-natural experiment. Future experimental work manipulating moderation source and linguistic style in controlled settings would strengthen causal claims.

## References

- Baym, N. K., & boyd danah, d. (2012). Socially Mediated Publicness: An Introduction [eprint: <https://doi.org/10.1080/08838151.2012.705200>]. *Journal of Broadcasting & Electronic Media*, 56(3), 320–329. <https://doi.org/10.1080/08838151.2012.705200>
- Binns, R., Van Kleek, M., Veale, M., Lyngs, U., Zhao, J., & Shadbolt, N. (2018). 'It's Reducing a Human Being to a Percentage': Perceptions of Justice in Algorithmic Decisions. *Proceedings of the 2018 CHI Conference on Human Factors in Computing Systems*, 1–14. <https://doi.org/10.1145/3173574.3173951>
- Braithwaite, J. (2001). *Restorative Justice & Responsive Regulation* (1st ed.). Oxford University Press. <https://doi.org/10.1093/oso/9780195136395.001.0001>
- Brehm, J. W. (1966). *A Theory of Psychological Reactance*. Academic Press.
- Brown, P., & Levinson, S. C. (1987). *Politeness: Some Universals in Language Usage*. Cambridge University Press.
- Caplan, R. (2018). *Content or Context Moderation? Artisanal, Community, and Industrial Approaches* (tech. rep.). Data & Society Research Institute. New York. <https://datasociety.net/library/content-or-context-moderation/>
- Chandrasekharan, E., Pavalanathan, U., Srinivasan, A., Glynn, A., Eisenstein, J., & Gilbert, E. (2017). You Can't Stay Here: The Efficacy of Reddit's 2015 Ban Examined Through Hate Speech. *Proceedings of the ACM Conference on Computer Supported Cooperative Work and Social Computing (CSCW)*, 1–18. <https://doi.org/10.1145/2998181.2998215>
- Chandrasekharan, E., Samory, M., Jhaver, S., Charvat, H., Bruckman, A., Lampe, C., Eisenstein, J., & Gilbert, E. (2018). The Internet's Hidden Rules: An Empirical Study of Reddit Norm Violations at Micro, Meso, and Macro Scales. *Proc. ACM Hum.-Comput. Interact.*, 2(CSCW). <https://doi.org/10.1145/3274301>
- Chandrasekharan, E., Samory, M., Srinivasan, A., & Gilbert, E. (2022). Quarantined! Examining the Effects of Reddit Quarantines on Online Hate and Behavior. *Proceedings of the International AAAI Conference on Web and Social Media (ICWSM)*, 16(1), 109–120.
- Chang, J., Zhang, H., & Danescu-Niculescu-Mizil, C. (2022). Echoes of Moderation: How Banning Affects the Spread of Toxic Content Online. *Proceedings of the International AAAI Conference on Web and Social Media (ICWSM)*, 16(1), 76–87.
- Christin, A., Bernstein, M. S., Hancock, J. T., Jia, C., Mado, M. N., Tsai, J. L., & Xu, C. (2024). Internal Fractures: The Competing Logics of Social Media Platforms [eprint: <https://doi.org/10.1177/20563051241274668>]. *Social Media + Society*, 10(3), 20563051241274668. <https://doi.org/10.1177/20563051241274668>
- Cialdini, R. B., & Goldstein, N. J. (2004). Social Influence: Compliance and Conformity. *Annual review of psychology*, 55(1), 591–621. <https://doi.org/10.1146/annurev.psych.55.090902.142015>
- Deci, E. L., & Ryan, R. M. (2000). The "what" and "why" of goal pursuits: Human needs and the self-determination of behavior. *Psychological Inquiry*, 11(4), 227–268.
- DeVito, M. A., Gergle, D., & Birnholtz, J. (2017). "Algorithms ruin everything": #RIPTwitter, Folk Theories, and Resistance to Algorithmic Change in Social Media. *Proceedings of the 2017 CHI Conference on Human Factors in Computing Systems*, 3163–3174. <https://doi.org/10.1145/3025453.3025659>
- Dillard, J. P., & Shen, L. (2005). On the nature of reactance and its role in persuasive health communication. *Communication Monographs*, 72(2), 144–168.
- Ferrara, E., Varol, O., Davis, C., Menczer, F., & Flammini, A. (2016). The rise of social bots. *Commun. ACM*, 59(7), 96–104. <https://doi.org/10.1145/2818717>
- Gerrard, Y. (2018). Beyond Hashtags: Coded Discourse in the Pro-Eating Disorder Community on Instagram. *New Media & Society*, 20(12), 4653–4670.
- Gillespie, T. (2018). *Custodians of the Internet: Platforms, Content Moderation, and the Hidden Decisions That Shape Social Media*. Yale University Press.
- Gillespie, T. (2019, December). *Custodians of the Internet: Platforms, Content Moderation, and the Hidden Decisions That Shape Social Media*. Yale University Press. <https://doi.org/10.12987/9780300235029>
- Gillespie, T. (2022). Do Not Recommend? Reduction as a Form of Content Moderation [eprint: <https://doi.org/10.1177/20563051221117552>]. *Social Media + Society*, 8(3), 20563051221117552. <https://doi.org/10.1177/20563051221117552>

- Gonçalves, J., Weber, I., Masullo, G. M., Silva, M. T. d., & Hoffhuis, J. (2023). Common sense or censorship: How algorithmic moderators and message type influence perceptions of online content deletion [eprint: <https://doi.org/10.1177/14614448211032310>]. *New Media & Society*, 25(10), 2595–2617. <https://doi.org/10.1177/14614448211032310>
- Grimmelmann, J. (2015). The virtues of moderation. *Yale Journal of Law & Technology*, 17, 42–109.
- Horta Ribeiro, M., Jhaver, S., Zannettou, S., Blackburn, J., Stringhini, G., De Cristofaro, E., & West, R. (2021). Do Platform Migrations Compromise Content Moderation? Evidence from r/The\_donald and r/Incels. *Proc. ACM Hum.-Comput. Interact.*, 5(CSCW2). <https://doi.org/10.1145/3476057>
- Jenkins, H. (2006). *Convergence Culture*. NYU Press. Retrieved April 10, 2026, from <http://www.jstor.org/stable/j.ctt9qffwr>
- Jhaver, S., Birman, I., Gilbert, E., & Bruckman, A. (2019). Did You Suspect the Post Would Be Removed? Understanding User Reactions to Content Moderation on Reddit. *Proceedings of the ACM on Human-Computer Interaction (CSCW)*, 3(CSCW), 1–33.
- Jhaver, S., Birman, I., Gilbert, E., & Bruckman, A. (2021). Measuring the Effectiveness of Content Moderation Efforts on YouTube. *Proceedings of the ACM on Human-Computer Interaction (CSCW)*, 5(CSCW2), 1–27.
- Jhaver, S., Bruckman, A., & Gilbert, E. (2019). Does Transparency in Moderation Affect User Behavior? *Proceedings of the ACM Conference on Human Factors in Computing Systems (CHI)*, 1–14. <https://doi.org/10.1145/3290605.3300479>
- Jhaver, S., Rathi, H., & Saha, K. (2024). Bystanders of Online Moderation: Examining the Effects of Witnessing Post-Removal Explanations. *Proceedings of the CHI Conference on Human Factors in Computing Systems (CHI '24)*, 1–9. <https://doi.org/10.1145/3613904.3642204>
- Jiang, J. ', Middler, S., Brubaker, J. R., & Fiesler, C. (2020). Characterizing Community Guidelines on Social Media Platforms. *Companion Publication of the 2020 Conference on Computer Supported Cooperative Work and Social Computing*, 287–291. <https://doi.org/10.1145/3406865.3418312>
- Molina, M. D., & Sundar, S. S. (2022). When AI moderates online content: Effects of human collaboration and interactive transparency on user trust [eprint: <https://academic.oup.com/jcmc/article-pdf/27/4/zmac010/45048191/zmac010.pdf>]. *Journal of Computer-Mediated Communication*, 27(4), zmac010. <https://doi.org/10.1093/jcmc/zmac010>
- Myers West, S. (2018). Censored, suspended, shadowbanned: User interpretations of content moderation on social media platforms. *New Media & Society*, 20(11), 4366–4383. <https://doi.org/10.1177/1461444818773059>
- Nass, C., Steuer, J., & Tauber, E. R. (1994). Computers are social actors. *Proceedings of the SIGCHI Conference on Human Factors in Computing Systems*, 72–78. <https://doi.org/10.1145/191666.191703>
- Penney, J. W. (2017). Chilling effects: Online surveillance and Wikipedia use. *Berkeley Technology Law Journal*, 31(1), 117–182.
- Petty, R. E., & Cacioppo, J. T. (1986). *Communication and Persuasion: Central and Peripheral Routes to Attitude Change*. Springer.
- Puschmann, C. (2021). Coded Speech and Platform Governance. *Internet, Policy & Politics Conference*.
- Rai, T. S., & Fiske, A. P. (2011). Moral Psychology Is Relationship Regulation: Moral Motives for Unity, Hierarchy, Equality, and Proportionality. *Psychological review*, 118(1), 57–75. <https://doi.org/10.1037/a0021867>
- Roberts, M. E. (2018). *Censored: Distraction and Diversion Inside China's Great Firewall*. Princeton University Press.
- Saleem, H. M., & Ruths, D. (2018). The Aftermath of Reddit Bans on Hate Communities. *Proceedings of the International AAAI Conference on Web and Social Media (ICWSM)*, 12(1), 313–322.
- Schauer, F. (1978). Fear, risk and the first amendment: Unraveling the "chilling effect". *Boston University Law Review*, 58, 685–732.
- Srinivasan, K. B., Danescu-Niculescu-Mizil, C., Lee, L., & Tan, C. (2019). Content Removal as a Moderation Strategy: Compliance and Other Outcomes in the ChangeMyView Community. *Proc. ACM Hum.-Comput. Interact.*, 3(CSCW). <https://doi.org/10.1145/3359265>

- Sundar, S. S. (2020). Rise of machine agency: A framework for studying the psychology of human-AI interaction (HAI). *Journal of Computer-Mediated Communication*, 25(1), 74–88.
- Sundar, S. S., Jia, H., Waddell, T. F., & Huang, Y. (2015). Toward a Theory of Interactive Media Effects (TIME) [Section: 3 \_eprint: <https://onlinelibrary-wiley-com.libproxy2.usc.edu/doi/pdf/10.1002/9781118426456.ch3>]. In *The Handbook of the Psychology of Communication Technology* (pp. 47–86). John Wiley & Sons, Ltd. <https://doi.org/https://doi-org.libproxy2.usc.edu/10.1002/9781118426456.ch3>
- Tyler, T. R. (1990). *Why People Obey the Law*. Yale University Press.
- WALTHER, J. B. (1996). Computer-Mediated Communication: Impersonal, Interpersonal, and Hyperpersonal Interaction [\_eprint: <https://doi.org/10.1177/009365096023001001>]. *Communication Research*, 23(1), 3–43. <https://doi.org/10.1177/009365096023001001>

# Appendix

## Data Overview

Table 2: Summary Statistics of Moderator Roles and Activity

Metric	Bot	Modteam	Personal Accounts
Unique Moderator Accounts	967	50,689	80,121
Total Explanations	10,163,786	557,065	1,074,185
Unique Users Moderated	7,748,301	534,446	1,002,663
Unique Subreddits	51,738	1,559	7,964

Table 3: Summary statistics by moderation reason and moderator type (alphabetical order)

Reason	Bot			Modteam			Personal		
	Unique Users	Unique Subreddits	Counts	Unique Users	Unique Subreddits	Counts	Unique Users	Unique Subreddits	Counts
Account Issues	4,554,722	2,715	5,601,262	102,322	366	102,854	162,954	1,629	165,473
Content Quality Issues	499,241	878	529,658	91,384	356	91,991	169,482	1,166	171,536
Formatting or Structure	1,695,014	1,233	1,814,501	88,647	368	90,209	144,526	1,252	147,187
Harmful or Illegal Content	47,699	302	51,503	38,275	453	38,982	40,172	1,032	40,628
Memeber Reports	10,073	2	10,073	11,082	10	11,106	2	2	2
Rule or Scope Violations	753,706	850	783,437	160,040	490	162,511	268,174	1,866	274,325
Spam or Scams	263,004	784	305,503	43,645	430	43,997	184,262	1,524	188,480

## Method

### Distribution of Baseline user activity

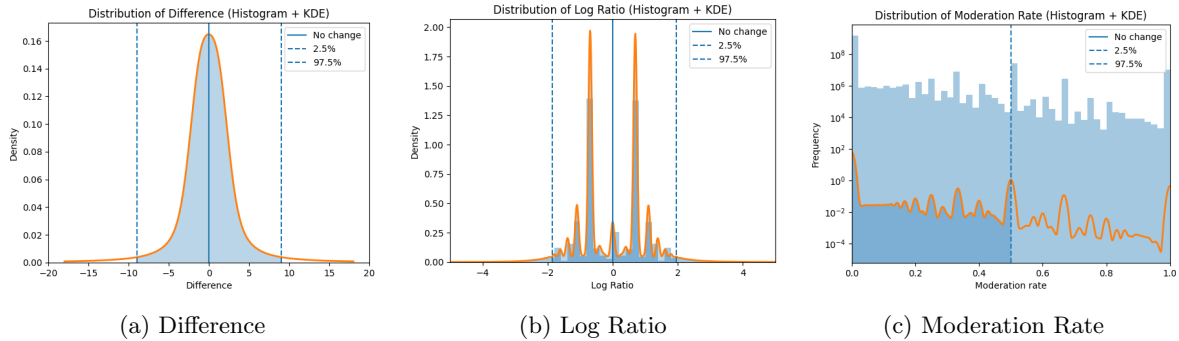


Figure 7: Distribution for difference of post frequency, log ratio of post frequency, and moderation rate. log ratio:  $n = 2670323207$ ,  $\mu = 0.0015$ ,  $\sigma = 1.023$ ,  $skew = 0.062$ ,  $kurtosis = 0.29$ , moderation rate:  $n = 2670323207$ ,  $\mu = 0.020$ ,  $\sigma = ?$ ,  $skew = 6.42$ ,  $kurtosis = 44.8$

Table 4: Distribution of Removal Reasons (keyword based) Across Subreddits

Removal reason	Post count	Subreddit count
Not enough karma	87,123	310
Not verified	37,972	69
New account	24,266	327
Wrong format	21,732	212
Spam	13,394	121
Exclude	9,149	52
Begging or pandering	8,908	48
Prohibited content	8,129	159
Lack of user flair	6,422	39
Other	5,385	330
Insufficiently elaborated / low-quality post	5,162	82
Questions not allowed	3,371	49
Lack of source or potential misinformation	2,159	70
Exceeds limit	1,350	47
Non-standard character in post	1,238	123
Clickbait	958	53
Off-topic	818	4
Title irrelevant to content	601	18
Upvote baiting	528	42
Username not allowed in post	521	35
Post body not allowed	485	2
Outsourcing not allowed	394	10
Admission questions not allowed	330	2
Missing required content	258	8
Content only allowed in comment	242	2
Member reports	229	3
Not following specific subreddit rules	200	1
Political content not allowed	194	1
Harmful or malicious content	189	33
Violation not specified	170	3
Copyright infringement	130	4
Repetitive or generic content	121	4
Sex with minor	42	3
Fake contest	16	2
Sexting	6	4

Table 5: Grouping of Moderation Reasons into Analytical Categories

Analytical category	Underlying moderation reasons
Account issues	Not enough karma; Not verified; New account
Formatting or structure	Wrong format; Exceeds limit; Non-standard character in post; Title irrelevant to content; Username not allowed in post; Post body not allowed; Missing required content; Content only allowed in comment; Lack of user flair
Spam or scams	Spam; Begging or pandering; Clickbait; Upvote baiting; Outsourcing not allowed; Fake contest; Repetitive or generic content
Rule or scope violations	Questions not allowed; Admission questions not allowed; Political content not allowed; Prohibited content; Off-topic; Not following specific subreddit rules; Violation not specified
Content quality issues	Insufficiently elaborated post or low-quality post, Lack of source or potential misinformation
Harmful or illegal content	Harmful or malicious content; Copyright infringement; Sex with minor; Sexting

## Principle Component Selection

Table 6: Principal components, interpretive themes, and top feature loadings. Each PC is labelled with its theme and variance explained. The five features with the largest absolute loadings are listed by direction. Feature names follow LIWC-22 and custom dictionary conventions. Positive/negative signs indicate the direction of the association.

PC	Theme	Var. (%)	Positive loadings	Negative loadings
<i>Child-level PCs (CH)</i>				
CH_PC1	Spatial Detachment vs Polite Reflective Engagement	10.7	<i>space</i> (+0.31), <i>we</i> (+0.26)	<i>focuspast</i> (-0.29), <i>tentat</i> (-0.29), <i>polite</i> (-0.28)
CH_PC2	Direct Positive Address	8.3	<i>you</i> (+0.36), <i>tone_pos</i> (+0.34), <i>comm</i> (+0.33), <i>socrefs</i> (+0.33), <i>we</i> (+0.29)	—
CH_PC3	Negative Tentative Tone with Comma-Pacing	6.5	<i>Comma</i> (+0.33), <i>tentat</i> (+0.30), <i>tone_neg</i> (+0.30), <i>differ</i> (+0.29)	<i>tech</i> (-0.31)
CH_PC4	Work-Time Framing vs Causal Power	6.4	<i>work</i> (+0.29), <i>differ</i> (+0.28), <i>time</i> (+0.27)	<i>power</i> (-0.27), <i>cause</i> (-0.26)
CH_PC5	Explanatory Causal Reasoning	5.3	<i>cause</i> (+0.34), <i>motion</i> (+0.33), <i>insight</i> (+0.29), <i>allure</i> (+0.25)	<i>socrefs</i> (-0.29)
CH_PC6	Contracted Need Expression vs Visual Attentional	5.0	<i>Apostro</i> (+0.36), <i>need</i> (+0.35)	<i>attention</i> (-0.35), <i>visual</i> (-0.31), <i>focuspresent</i> (-0.29)
CH_PC7	Achievement Positive Framing	4.4	<i>achieve</i> (+0.62), <i>work</i> (+0.35), <i>tone_pos</i> (+0.28), <i>OtherP</i> (+0.24)	<i>need</i> (-0.22)
CH_PC8	Reflective Uncertainty	3.9	<i>discrep</i> (+0.38), <i>netspeak</i> (+0.33), <i>insight</i> (+0.32)	<i>time</i> (-0.32), <i>power</i> (-0.28)
CH_PC9	Emphatic Prosocial Exclamation	3.7	<i>Exclam</i> (+0.45), <i>prosocial</i> (+0.28)	<i>cause</i> (-0.32), <i>power</i> (-0.32), <i>you</i> (-0.25)
CH_PC10	Future vs Present Temporal Focus	3.4	<i>focusfuture</i> (+0.45), <i>attention</i> (+0.34), <i>you</i> (+0.25)	<i>focuspresent</i> (-0.39), <i>work</i> (-0.29)
CH_PC11	Absolute All-or-Nothing Language	3.0	<i>allnone</i> (+0.49), <i>focusfuture</i> (+0.30), <i>tentat</i> (+0.22)	<i>attention</i> (-0.35), <i>Exclam</i> (-0.22)
CH_PC12	Comma-Paced Allure vs Discrepancy Need	3.0	<i>Comma</i> (+0.51), <i>allure</i> (+0.32)	<i>discrep</i> (-0.37), <i>allnone</i> (-0.26), <i>need</i> (-0.23)
CH_PC13	Punctuated Visual-Temporal Description	2.9	<i>Period</i> (+0.40), <i>visual</i> (+0.33), <i>OtherP</i> (+0.31), <i>time</i> (+0.30), <i>allure</i> (+0.28)	—
CH_PC14	Emphatic Negative Past-Focused Reflection	2.6	<i>Exclam</i> (+0.39), <i>tone_neg</i> (+0.38), <i>focuspast</i> (+0.31), <i>netspeak</i> (+0.29)	<i>discrep</i> (-0.28)

CH_PC15	Emphatic Causal Exclamation	2.6	<i>Exclam</i> (+0.48), <i>cause</i> (+0.34), <i>attention</i> (-0.38), <i>tech</i> (-0.29), <i>need</i> (-0.24)
CH_PC16	Temporal Framing vs Punctuated Present	2.5	<i>time</i> (+0.51), <i>netspeak</i> (+0.28), <i>Comma</i> (-0.36), <i>Period</i> (-0.34), <i>focuspresent</i> (-0.31)
CH_PC17	Visual Netspeak vs Formal OtherP-Time	2.3	<i>visual</i> (+0.39), <i>netspeak</i> (+0.37), <i>differ</i> (+0.28), <i>OtherP</i> (-0.28), <i>time</i> (-0.28)
CH_PC18	Present-Focus vs Causal-Need Future	2.2	<i>focuspresent</i> (+0.46), <i>focusfuture</i> (+0.28), <i>visual</i> (-0.37), <i>need</i> (-0.28), <i>cause</i> (-0.27)
CH_PC19	Differentiation vs Prosocial Negative Tone	2.1	<i>differ</i> (+0.48), <i>comm</i> (+0.32), <i>OtherP</i> (+0.27), <i>tone_neg</i> (-0.34), <i>prosocial</i> (-0.33)
<b>Header-level PCs (HL)</b>			
HL_PC1	Conversational vs Analytical Register	19.6	<i>function</i> (+0.36), <i>pronoun</i> (+0.32), <i>Dic</i> (+0.32), <i>Cognition</i> (+0.30), <i>Analytic</i> (-0.32)
HL_PC2	Motivational Content Richness	11.0	<i>prep</i> (+0.36), <i>Drives</i> (+0.33), <i>Affect</i> (+0.31), <i>Perception</i> (+0.30), <i>WC</i> (+0.26), —
HL_PC3	Warm Social Tone	8.9	<i>Social</i> (+0.34), <i>Clout</i> (+0.32), <i>Tone</i> (+0.30), <i>Affect</i> (+0.28), <i>article</i> (-0.27)
HL_PC4	Concrete Noun-Heavy Specificity	7.4	<i>article</i> (+0.43), <i>det</i> (+0.41), <i>Clout</i> (+0.32), <i>adverb</i> (-0.28), <i>Authentic</i> (-0.26)
HL_PC5	Quantified Direct Content	6.9	<i>quantity</i> (+0.40), <i>Lifestyle</i> (+0.33), <i>adj</i> (+0.31), <i>adverb</i> (-0.37), <i>prep</i> (-0.29)
HL_PC6	Rule-Prohibitive Negation	5.1	<i>negate</i> (+0.37), <i>Drives</i> (+0.27), <i>Culture</i> (-0.35), <i>Authentic</i> (-0.29), <i>Lifestyle</i> (-0.29)
HL_PC7	Numerical Authority	4.4	<i>number</i> (+0.43), <i>Clout</i> (+0.32), <i>quantity</i> (+0.32), <i>pronoun</i> (+0.29), <i>article</i> (-0.31)
HL_PC8	Message Length and Elaboration	3.7	<i>WPS</i> (+0.44), <i>WC</i> (+0.41), <i>Conversation</i> (+0.28), <i>negate</i> (+0.28), <i>Authentic</i> (+0.27), —
HL_PC9	Community-Scale Numerical Reference	3.4	<i>number</i> (+0.46), <i>Social</i> (+0.37), <i>Dic</i> (+0.23), <i>Lifestyle</i> (-0.38), <i>ipron</i> (-0.35)
HL_PC10	Netspeak Informality vs Cultural Formality	3.0	<i>Conversation</i> (+0.45), <i>adj</i> (+0.25), <i>Culture</i> (-0.41), <i>AllPunc</i> (-0.29), <i>ipron</i> (-0.25)
HL_PC11	Logical Connective Elaboration	2.7	<i>conj</i> (+0.45), <i>Drives</i> (+0.28), <i>verb</i> (-0.31), <i>Conversation</i> (-0.28), <i>Culture</i> (-0.28)
HL_PC12	Descriptive Positive Framing	2.5	<i>adj</i> (+0.53), <i>Authentic</i> (+0.25), <i>Drives</i> (+0.24), <i>negate</i> (-0.34), <i>Lifestyle</i> (-0.31)
HL_PC13	Adverbial Hedging vs Structured Perception	2.5	<i>adverb</i> (+0.54), <i>Perception</i> (-0.36), <i>conj</i> (-0.33), <i>verb</i> (-0.28), <i>Conversation</i> (-0.27)

## Result

ANOVA and Dunn post-hoc analysis on different behavioral trajectories when moderated by different source

### Appendix: Statistical Tests by Metric

#### Metric: Self-Censor

The Kruskal-Wallis test revealed a significant difference across moderator groups ( $H = 663,237.06$ ,  $p < .0001$ ). Post-hoc Dunn tests with Bonferroni correction confirmed that all pairwise comparisons were significant ( $p < .0001$ ).

Table 7: Tukey HSD Pairwise Comparisons – Self-Censor

Group 1	Group 2	Mean Diff	$p$ -adj	Lower	Upper	Reject $H_0$
bots	modteam	0.0849	< .0001	0.0846	0.0852	Yes
bots	personalAccounts	0.0724	< .0001	0.0722	0.0726	Yes
modteam	personalAccounts	-0.0125	< .0001	-0.0128	-0.0121	Yes

Table 8: Self-censorship Pairwise Differences

Comparison	Median Diff	$p$ -value	Sig.
bots vs. modteam	-0.0942	< .0001	*
bots vs. personalAccounts	-0.0556	< .0001	*
modteam vs. personalAccounts	+0.0386	< .0001	*

#### Metric: Resistance

The Kruskal-Wallis test revealed a significant difference across moderator groups ( $H = 146,970.87$ ,  $p < .0001$ ). Post-hoc Dunn tests with Bonferroni correction confirmed that all pairwise comparisons were significant ( $p < .0001$ ).

Table 9: Tukey HSD Pairwise Comparisons – Resistance

Group 1	Group 2	Mean Diff	$p$ -adj	Lower	Upper	Reject $H_0$
bots	modteam	-0.0042	< .0001	-0.0047	-0.0036	Yes
bots	personalAccounts	-0.0263	< .0001	-0.0267	-0.0259	Yes
modteam	personalAccounts	-0.0222	< .0001	-0.0228	-0.0215	Yes

Table 10: Resistance Pairwise Differences

Comparison	Median Diff	$p$ -value	Sig.
bots vs. modteam	+0.0000	< .0001	*
bots vs. personalAccounts	+0.0000	< .0001	*
modteam vs. personalAccounts	+0.0000	$5.42 \times 10^{-238}$	*

*Note: All groups share a median of 0; significant differences detected by the Kruskal-Wallis and Dunn tests reflect differences in distributional shape and higher moments rather than central tendency.*

## Metric: Compliance

The Kruskal-Wallis test revealed a significant difference across moderator groups ( $H = 330,201.54$ ,  $p < .0001$ ). Post-hoc Dunn tests with Bonferroni correction confirmed that all pairwise comparisons were significant ( $p < .0001$ ).

Table 11: Tukey HSD Pairwise Comparisons – Compliance

Group 1	Group 2	Mean Diff	$p$ -adj	Lower	Upper	Reject $H_0$
bots	modteam	-0.0778	< .0001	-0.0784	-0.0773	Yes
bots	personalAccounts	-0.0445	< .0001	-0.0449	-0.0441	Yes
modteam	personalAccounts	0.0333	< .0001	0.0327	0.0340	Yes

Table 12: Compliance Pairwise Differences

Comparison	Median Diff	$p$ -value	Sig.
bots vs. modteam	+0.0941	< .0001	*
bots vs. personalAccounts	+0.0941	< .0001	*
modteam vs. personalAccounts	+0.0000	< .0001	*

## Linguistic regression results

### A Main Effects Results

The following tables report logistic regression main effects for each outcome (Self-Censor, Resistance, Compliance) and each PCA set (HL: High-Level, CH: Children). Columns show the coefficient ( $\hat{\beta}$ ), standard error,  $z$ -statistic,  $p$ -value, 95% confidence interval, and FDR-adjusted significance.  $\checkmark$  denotes FDR  $q < .05$  for linguistic PCs (reported where applicable).

Table 13: Main effects: High-Level (HL), Self-Censor. Linguistic PCs use FDR-adjusted  $q$ ; moderator terms use nominal  $p$ .

Type	Term	$\hat{\beta}$	SE	$z$	$p$	95% CI low	95% CI high
Intercept	Intercept	-2.3204	0.0254	-91.513	< .001	-2.3701	-2.2707
Moderator Type	modteam	0.5312	0.0662	8.028	< .001	0.4015	0.6609
	personalAccounts	0.4321	0.0649	6.659	< .001	0.3049	0.5603
Moderation Reason	content_quality_issues	0.0736	0.0463	1.590	0.112	-0.0171	0.1643
	formatting_or_structure	-0.1821	0.0461	-3.948	< .001	-0.2725	-0.0917
	harmful_or_illegal_content	0.1401	0.1029	1.361	0.173	-0.0616	0.3418
	rule_or_scope_violations	0.0276	0.0616	0.448	0.654	-0.0931	0.1429
	spam_or_scams	0.0848	0.0444	1.909	0.056	-0.0023	0.1703
Linguistic PC	Conversational $\leftrightarrow$ Analytical	-0.0433	0.0071	-6.074	< .001	-0.0572	-0.0294
	Sparse $\leftrightarrow$ Motivationally Rich	0.0017	0.0070	0.240	0.810	-0.0120	0.0154
	Detached Formal $\leftrightarrow$ Warm Social	0.0222	0.0122	1.815	0.090	-0.0018	0.0462
	Vague Hedged $\leftrightarrow$ Concrete Specific	-0.0636	0.0098	-6.517	< .001	-0.0827	-0.0445
	Elaborated $\leftrightarrow$ Quantified Direct	-0.0085	0.0115	-0.737	0.545	-0.0311	0.0141
	Cultural Authentic $\leftrightarrow$ Prohibitive Negation	0.0652	0.0119	5.462	< .001	0.0418	0.0886
	Formal Document $\leftrightarrow$ Numerical Authority	-0.0399	0.0151	-2.643	0.012	-0.0695	-0.0103
	Brief $\leftrightarrow$ Long-form Elaborate	-0.0569	0.0173	-3.289	0.002	-0.0908	-0.0230
	Lifestyle-Personal $\leftrightarrow$ Community-Scale Numerical	-0.1089	0.0260	-4.189	< .001	-0.1599	-0.0579
	Cultural Formal $\leftrightarrow$ Netspeak Informal	0.0786	0.0173	4.533	< .001	0.0446	0.1126
	Action-Oriented $\leftrightarrow$ Logically Elaborated	-0.0669	0.0175	-3.831	< .001	-0.1012	-0.0326
	Prohibitive Negation $\leftrightarrow$ Descriptive Positive	0.0716	0.0177	4.032	< .001	0.0368	0.1064
	Perceptual-Structured $\leftrightarrow$ Adverbially Hedged	-0.0055	0.0226	-0.243	0.810	-0.0497	0.0387

Table 14: Main effects: High-Level (HL), Resistance. Linguistic PCs use FDR-adjusted  $q$ ; moderator terms use nominal  $p$ .

Type	Term	$\hat{\beta}$	SE	$z$	$p$	95% CI low	95% CI high
Intercept	Intercept	-3.1952	0.1257	-25.428	< .001	-3.4415	-2.9489
Moderator Type	modteam	0.5968	0.2583	2.310	0.021	0.0905	1.0991
	personalAccounts	0.0663	0.2644	0.251	0.802	-0.4520	0.5814
Moderation Reason	content_quality_issues	-0.7201	0.2305	-3.124	0.002	-1.1719	-0.2683
	formatting_or_structure	-0.4549	0.1829	-2.487	0.013	-0.8134	-0.0964
	harmful_or_illegal_content	0.5479	0.5196	1.054	0.292	-0.4705	1.4804
	rule_or_scope_violations	-0.2725	0.2198	-1.240	0.215	-0.7033	0.1583
	spam_or_scams	-0.1615	0.1750	-0.923	0.356	-0.5046	0.1816
Linguistic PC	Conversational $\leftrightarrow$ Analytical	0.3132	0.0319	9.810	< .001	0.2506	0.3758
	Sparse $\leftrightarrow$ Motivationally Rich	0.0189	0.0294	0.642	0.564	-0.0387	0.0765
	Detached Formal $\leftrightarrow$ Warm Social	-0.1901	0.0461	-4.122	< .001	-0.2805	-0.0997
	Vague Hedged $\leftrightarrow$ Concrete Specific	0.1377	0.0506	2.723	0.009	0.0386	0.2368
	Elaborated $\leftrightarrow$ Quantified Direct	0.0013	0.0414	0.033	0.974	-0.0797	0.0871
	Cultural Authentic $\leftrightarrow$ Prohibitive Negation	-0.1508	0.0577	-2.612	0.012	-0.2640	-0.0370
	Formal Document $\leftrightarrow$ Numerical Authority	0.2684	0.0611	4.392	< .001	0.1486	0.3882
	Brief $\leftrightarrow$ Long-form Elaborate	0.2715	0.0656	4.136	< .001	0.1428	0.4002
	Lifestyle-Personal $\leftrightarrow$ Community-Scale Numerical	0.4433	0.0689	6.432	< .001	0.3082	0.5784
	Cultural Formal $\leftrightarrow$ Netspeak Informal	-0.2989	0.0887	-3.368	0.001	-0.4729	-0.1249
	Action-Oriented $\leftrightarrow$ Logically Elaborated	0.2327	0.0793	2.936	0.005	0.0774	0.3880
	Prohibitive Negation $\leftrightarrow$ Descriptive Positive	-0.4432	0.0780	-5.683	< .001	-0.5961	-0.2903
	Perceptual-Structured $\leftrightarrow$ Adverbially Hedged	-0.1135	0.0860	-1.320	0.221	-0.2821	0.0551

Table 15: Main effects: High-Level (HL), Compliance. Linguistic PCs use FDR-adjusted  $q$ ; moderator terms use nominal  $p$ .

Type	Term	$\hat{\beta}$	SE	$z$	$p$	95% CI low	95% CI high
Intercept	Intercept	1.7303	0.0347	49.914	< .001	1.6624	1.8002
Moderator Type	modteam	-0.6944	0.0736	-9.436	< .001	-0.8387	-0.5501
	personalAccounts	-0.4516	0.0681	-6.635	< .001	-0.5850	-0.3182
Moderation Reason	content_quality_issues	0.2230	0.0581	3.837	< .001	0.1091	0.3369
	formatting_or_structure	0.3459	0.0615	5.622	< .001	0.2253	0.4665
	harmful_or_illegal_content	-0.2531	0.2197	-1.152	0.249	-0.6837	0.1775
	rule_or_scope_violations	0.1015	0.0752	1.350	0.177	-0.0459	0.2489
	spam_or_scams	0.0764	0.0558	1.369	0.171	-0.0329	0.1857
Linguistic PC	Conversational $\leftrightarrow$ Analytical	-0.0701	0.0102	-6.888	< .001	-0.0901	-0.0501
	Sparse $\leftrightarrow$ Motivationally Rich	0.0131	0.0102	1.285	0.258	-0.0069	0.0337
	Detached Formal $\leftrightarrow$ Warm Social	0.0528	0.0147	3.588	< .001	0.0240	0.0816
	Vague Hedged $\leftrightarrow$ Concrete Specific	0.0223	0.0149	1.494	0.195	-0.0069	0.0513
	Elaborated $\leftrightarrow$ Quantified Direct	0.0023	0.0121	0.190	0.920	-0.0214	0.0208
	Cultural Authentic $\leftrightarrow$ Prohibitive Negation	-3.24e-05	0.0180	-0.002	0.999	-0.0353	0.0305
	Formal Document $\leftrightarrow$ Numerical Authority	-0.0852	0.0216	-3.937	< .001	-0.1276	-0.0428
	Brief $\leftrightarrow$ Long-form Elaborate	-0.0476	0.0182	-2.615	0.019	-0.0833	-0.0119
	Lifestyle-Personal $\leftrightarrow$ Community-Scale Numerical	-0.0976	0.0199	-4.893	< .001	-0.1367	-0.0585
	Cultural Formal $\leftrightarrow$ Netspeak Informal	0.0594	0.0257	2.311	0.034	0.0090	0.1098
	Action-Oriented $\leftrightarrow$ Logically Elaborated	-0.0191	0.0246	-0.776	0.517	-0.0673	0.0291
	Prohibitive Negation $\leftrightarrow$ Descriptive Positive	0.0878	0.0226	3.883	< .001	0.0435	0.1321
	Perceptual-Structured $\leftrightarrow$ Adverbially Hedged	0.0644	0.0279	2.309	0.034	0.0097	0.1191

Table 16: Main effects: Children (CH), Self-Censor. Linguistic PCs use FDR-adjusted  $q$ ; moderator terms use nominal  $p$ .

Type	Term	$\hat{\beta}$	SE	$z$	$p$	95% CI low	95% CI high
Intercept	Intercept	-2.2845	0.0237	-96.531	< .001	-2.3309	-2.2381
Moderator Type	modteam	0.5800	0.0662	8.755	< .001	0.4501	0.7099
	personalAccounts	0.4478	0.0600	7.467	< .001	0.3303	0.5653
Moderation Reason	content_quality_issues	-0.0026	0.0473	-0.056	0.956	-0.0954	0.0899
	formatting_or_structure	-0.2592	0.0544	-4.769	< .001	-0.3657	-0.1527
	harmful_or_illegal_content	-0.0782	0.1051	-0.744	0.457	-0.2842	0.1279
	rule_or_scope_violations	0.0088	0.0539	0.163	0.870	-0.0969	0.1143
	spam_or_scams	0.0318	0.0412	0.772	0.440	-0.0490	0.1125
Linguistic PC	Polite Reflective ↔ Spatial Detached	0.0208	0.0066	3.153	0.005	0.0079	0.0337
	Impersonal ↔ Direct Positive Address	-0.0512	0.0090	-5.700	< .001	-0.0688	-0.0336
	Tech Direct ↔ Tentatively Negative Paced	0.0288	0.0153	1.881	0.127	-0.0012	0.0588
	Causal Authority ↔ Work-Time Framing	-0.0425	0.0131	-3.242	0.005	-0.0682	-0.0168
	Social Reference ↔ Causal Explanation	0.0491	0.0139	3.533	0.002	0.0218	0.0764
	Visual Attentional ↔ Contracted Need	0.0065	0.0209	0.311	0.844	-0.0344	0.0414
	Obligatory Need ↔ Achievement Positive	0.0406	0.0293	1.384	0.312	-0.0169	0.0981
	Certain Authority ↔ Reflective Uncertainty	0.0188	0.0157	1.200	0.364	-0.0119	0.0493
	Causal Direct ↔ Emphatic Prosocial	-0.0009	0.0156	-0.059	0.953	-0.0315	0.0297
	Present Work ↔ Future Attentive	-0.0040	0.0169	-0.235	0.859	-0.0372	0.0292
	Attentive Emphatic ↔ Absolutist	-0.0552	0.0153	-3.609	0.002	-0.0852	-0.0252
	Obligation Discrepancy ↔ Appealing Elaborated	0.0482	0.0174	2.763	0.016	0.0140	0.0824
	Minimal ↔ Punctuated Visual-Temporal	0.0845	0.0170	4.982	< .001	0.0513	0.1177
	Hedged Forward ↔ Emphatic Negative Past	0.0519	0.0200	2.593	0.023	0.0127	0.0911
	Attentive Need ↔ Emphatic Causal	0.0081	0.0202	0.403	0.816	-0.0314	0.0152
	Formal Present ↔ Temporal Situational	-0.0071	0.0175	-0.403	0.816	-0.0414	0.0272
	Formal Temporal ↔ Visual Netspeak	0.0098	0.0164	0.600	0.744	-0.0223	0.0427
	Causal-Visual Obligatory ↔ Present-Forward	0.0204	0.0203	1.009	0.458	-0.0193	0.0605
	Prosocial Negative ↔ Difference-Marking	-0.0246	0.0184	-1.338	0.312	-0.0607	0.0115

Table 17: Main effects: Children (CH), Resistance. Linguistic PCs use FDR-adjusted  $q$ ; moderator terms use nominal  $p$ .

Type	Term	$\hat{\beta}$	SE	$z$	$p$	95% CI low	95% CI high
Intercept	Intercept	-3.0098	0.1280	-23.510	< .001	-3.2608	-2.7588
Moderator Type	modteam	0.2926	0.3458	0.846	0.397	-0.3851	0.7099
	personalAccounts	-0.0939	0.3722	-0.252	0.801	-0.8234	0.6356
Moderation Reason	content_quality_issues	-0.6535	0.2090	-3.126	0.002	-1.0632	-0.2438
	formatting_or_structure	-0.2895	0.2619	-1.106	0.269	-0.8028	0.2238
	harmful_or_illegal_content	0.8930	0.4147	2.153	0.031	0.0802	1.7058
	rule_or_scope_violations	-0.3686	0.1934	-1.907	0.057	-0.7476	-0.0096
	spam_or_scams	-0.1841	0.1608	-1.145	0.252	-0.4992	0.1310
Linguistic PC	Polite Reflective ↔ Spatial Detached	-0.0403	0.0307	-1.314	0.399	-0.1005	0.0199
	Impersonal ↔ Direct Positive Address	0.2494	0.0705	3.537	0.004	0.1112	0.3876
	Tech Direct ↔ Tentatively Negative Paced	-0.0485	0.0603	-0.804	0.500	-0.1667	0.0697
	Causal Authority ↔ Work-Time Framing	0.2340	0.0684	3.423	0.004	0.1000	0.3680
	Social Reference ↔ Causal Explanation	-0.2261	0.0673	-3.359	0.004	-0.3580	-0.0942
	Visual Attentional ↔ Contracted Need	-0.1230	0.1376	-0.893	0.471	-0.3928	0.1468
	Obligatory Need ↔ Achievement Positive	-0.2946	0.1017	-2.898	0.014	-0.4939	-0.0953
	Certain Authority ↔ Reflective Uncertainty	-0.1363	0.0656	-2.076	0.117	-0.2649	0.0523
	Causal Direct ↔ Emphatic Prosocial	-0.1916	0.0948	-2.021	0.117	-0.3774	0.0942
	Present Work ↔ Future Attentive	0.0129	0.0564	0.228	0.865	-0.0978	0.1220
	Attentive Emphatic ↔ Absolutist	0.0848	0.0838	1.013	0.471	-0.0794	0.2388
	Obligation Discrepancy ↔ Appealing Elaborated	-0.0956	0.0981	-0.975	0.471	-0.2880	0.1068
	Minimal ↔ Punctuated Visual-Temporal	-0.1591	0.0887	-1.793	0.173	-0.3330	0.0148
	Hedged Forward ↔ Emphatic Negative Past	-0.0867	0.0906	-0.957	0.471	-0.2644	0.0910
	Attentive Need ↔ Emphatic Causal	-0.0999	0.0961	-1.039	0.471	-0.2884	0.0886
	Formal Present ↔ Temporal Situational	-0.0497	0.0693	-0.717	0.529	-0.1854	0.0860
	Formal Temporal ↔ Visual Netspeak	-0.0729	0.0780	-0.934	0.471	-0.2258	0.0799
	Causal-Visual Obligatory ↔ Present-Forward	-0.0061	0.0808	-0.075	0.940	-0.1645	0.1523
	Prosocial Negative ↔ Difference-Marking	0.4105	0.0950	4.320	< .001	0.2243	0.5967

Table 18: Main effects: Children (CH), Compliance. Linguistic PCs use FDR-adjusted  $q$ ; moderator terms use nominal  $p$ .

Type	Term	$\hat{\beta}$	SE	$z$	$p$	95% CI low	95%
Intercept	Intercept	1.7204	0.0417	41.280	< .001	1.6387	
Moderator Type	modteam	-0.5688	0.0983	-5.785	< .001	-0.7614	
	personalAccounts	-0.3896	0.0973	-4.004	< .001	-0.5804	
Moderation Reason	content_quality_issues	0.2227	0.0596	3.736	< .001	0.1059	
	formatting_or_structure	0.3162	0.0769	4.110	< .001	0.1654	
	harmful_or_illegal_content	-0.3404	0.2089	-1.630	0.103	-0.7498	
	rule_or_scope_violations	0.1471	0.0720	2.044	0.041	0.0060	
	spam_or_scams	0.0648	0.0594	1.090	0.276	-0.0517	
Linguistic PC	Polite Reflective ↔ Spatial Detached	0.0055	0.0118	0.463	0.870	-0.0177	
	Impersonal ↔ Direct Positive Address	-0.0483	0.0179	-2.696	0.022	-0.0834	
	Tech Direct ↔ Tentatively Negative Paced	-0.0203	0.0189	-1.073	0.489	-0.0574	
	Causal Authority ↔ Work-Time Framing	-0.0521	0.0191	-2.720	0.022	-0.0896	
	Social Reference ↔ Causal Explanation	0.0708	0.0204	3.467	0.003	0.0308	
	Visual Attentional ↔ Contracted Need	0.0201	0.0268	0.750	0.718	-0.0324	
	Obligatory Need ↔ Achievement Positive	0.0840	0.0230	3.650	0.002	0.0389	
	Certain Authority ↔ Reflective Uncertainty	0.0375	0.0224	1.672	0.224	-0.0064	
	Causal Direct ↔ Emphatic Prosocial	0.0762	0.0234	3.257	0.005	0.0303	
	Present Work ↔ Future Attentive	0.0025	0.0199	0.126	0.900	-0.0364	
	Attentive Emphatic ↔ Absolutist	0.0106	0.0263	0.403	0.870	-0.0410	
	Obligation Discrepancy ↔ Appealing Elaborated	-0.0062	0.0228	-0.271	0.900	-0.0510	
	Minimal ↔ Punctuated Visual-Temporal	0.0041	0.0249	0.165	0.900	-0.0447	
	Hedged Forward ↔ Emphatic Negative Past	-0.0120	0.0267	-0.450	0.870	-0.0643	
	Attentive Need ↔ Emphatic Causal	0.0330	0.0258	1.279	0.424	-0.0176	
	Formal Present ↔ Temporal Situational	0.0340	0.0203	1.680	0.224	-0.0057	
	Formal Temporal ↔ Visual Netspeak	0.0052	0.0252	0.206	0.900	-0.0442	
	Causal-Visual Obligatory ↔ Present-Forward	-0.0254	0.0234	-1.082	0.489	-0.0713	
	Prosocial Negative ↔ Difference-Marking	-0.1366	0.0235	-5.822	< .001	-0.1827	

## B Reference Category Effects (Account Issues)

The following tables report the effects of each linguistic PC on the three outcomes when moderation reason is the reference category (account issues). All models use Bonferroni-corrected FDR at  $q < .05$ .

Table 19: Account issues reference effects: High-Level (HL), Self-Censor.

PC	$\hat{\beta}$	SE	$z$	$p$	$p_{\text{FDR}}$	95% CI	Sig.
Conversational ↔ Analytical	-0.0679	0.0101	-6.716	< .001	< .001	[-0.0877, -0.0481]	✓
Sparse ↔ Motivationally Rich	-0.0053	0.0084	-0.636	0.525	0.525	[-0.0217, 0.0111]	
Detached Formal ↔ Warm Social	0.0292	0.0141	2.067	0.039	0.063	[0.0015, 0.0569]	
Vague Hedged ↔ Concrete Specific	-0.0891	0.0143	-6.245	< .001	< .001	[-0.1171, -0.0611]	✓
Elaborated ↔ Quantified Direct	0.0168	0.0129	1.306	0.192	0.226	[-0.0084, 0.0420]	
Cultural Authentic ↔ Prohibitive Negation	0.0694	0.0178	3.888	< .001	< .001	[0.0344, 0.1043]	✓
Formal Document ↔ Numerical Authority	-0.0345	0.0237	-1.458	0.145	0.188	[-0.0809, 0.0119]	
Brief ↔ Long-form Elaborate	-0.0751	0.0251	-2.993	0.003	0.006	[-0.1243, -0.0259]	✓
Lifestyle-Personal ↔ Community-Scale Numerical	-0.1182	0.0240	-4.934	< .001	< .001	[-0.1652, -0.0712]	✓
Cultural Formal ↔ Netspeak Informal	0.0506	0.0267	1.896	0.058	0.084	[-0.0017, 0.1030]	
Action-Oriented ↔ Logically Elaborated	-0.0541	0.0210	-2.575	0.010	0.019	[-0.0953, -0.0129]	✓
Prohibitive Negation ↔ Descriptive Positive	0.0995	0.0272	3.656	< .001	< .001	[0.0462, 0.1529]	✓
Perceptual-Structured ↔ Adverbially Hedged	0.0235	0.0326	0.720	0.471	0.510	[-0.0404, 0.0874]	

Table 20: Account issues reference effects: High-Level (HL), Resistance.

PC	$\hat{\beta}$	SE	$z$	$p$	$p_{FDR}$	95% CI	Sig.
Conversational ↔ Analytical	0.2954	0.0414	7.131	< .001	< .001	[0.2142, 0.3766]	✓
Sparse ↔ Motivationally Rich	-0.0010	0.0345	-0.030	0.976	0.976	[-0.0687, 0.0666]	
Detached Formal ↔ Warm Social	-0.1922	0.0595	-3.232	0.001	0.003	[-0.3088, -0.0757]	✓
Vague Hedged ↔ Concrete Specific	0.1293	0.0621	2.080	0.037	0.054	[0.0075, 0.2511]	
Elaborated ↔ Quantified Direct	-0.0097	0.0505	-0.192	0.848	0.919	[-0.1086, 0.0893]	
Cultural Authentic ↔ Prohibitive Negation	-0.1331	0.0628	-2.120	0.034	0.054	[-0.2562, -0.0101]	
Formal Document ↔ Numerical Authority	0.2864	0.0868	3.300	0.001	0.003	[0.1163, 0.4565]	✓
Brief ↔ Long-form Elaborate	0.1850	0.0919	2.014	0.044	0.057	[0.0049, 0.3651]	
Lifestyle-Personal ↔ Community-Scale Numerical	0.3406	0.0952	3.578	< .001	0.001	[0.1540, 0.5271]	✓
Cultural Formal ↔ Netspeak Informal	-0.2874	0.1159	-2.480	0.013	0.024	[-0.5146, -0.0603]	✓
Action-Oriented ↔ Logically Elaborated	0.3360	0.0924	3.637	< .001	0.001	[0.1549, 0.5170]	✓
Prohibitive Negation ↔ Descriptive Positive	-0.5436	0.1110	-4.897	< .001	< .001	[-0.7612, -0.3261]	✓
Perceptual-Structured ↔ Adverbially Hedged	-0.1390	0.1214	-1.144	0.253	0.298	[-0.3770, 0.0990]	

Table 21: Account issues reference effects: High-Level (HL), Compliance.

PC	$\hat{\beta}$	SE	$z$	$p$	$p_{FDR}$	95% CI	Sig.
Conversational ↔ Analytical	-0.0750	0.0146	-5.126	< .001	< .001	[-0.1037, -0.0463]	✓
Sparse ↔ Motivationally Rich	0.0179	0.0122	1.470	0.142	0.204	[-0.0060, 0.0418]	
Detached Formal ↔ Warm Social	0.0683	0.0212	3.217	0.001	0.004	[0.0267, 0.1099]	✓
Vague Hedged ↔ Concrete Specific	0.0175	0.0194	0.900	0.368	0.479	[-0.0206, 0.0556]	
Elaborated ↔ Quantified Direct	0.0103	0.0164	0.625	0.532	0.629	[-0.0219, 0.0425]	
Cultural Authentic ↔ Prohibitive Negation	0.0012	0.0218	0.053	0.958	0.958	[-0.0416, 0.0439]	
Formal Document ↔ Numerical Authority	-0.1156	0.0321	-3.606	< .001	0.001	[-0.1784, -0.0528]	✓
Brief ↔ Long-form Elaborate	-0.0133	0.0283	-0.471	0.637	0.691	[-0.0687, 0.0421]	
Lifestyle-Personal ↔ Community-Scale Numerical	-0.0734	0.0360	-2.036	0.042	0.077	[-0.1440, -0.0028]	
Cultural Formal ↔ Netspeak Informal	0.0836	0.0399	2.093	0.036	0.077	[0.0053, 0.1618]	
Action-Oriented ↔ Logically Elaborated	-0.0922	0.0332	-2.782	0.005	0.014	[-0.1572, -0.0273]	✓
Prohibitive Negation ↔ Descriptive Positive	0.1500	0.0383	3.912	< .001	< .001	[0.0748, 0.2251]	✓
Perceptual-Structured ↔ Adverbially Hedged	0.0756	0.0438	1.726	0.084	0.137	[-0.0103, 0.1616]	

Table 22: Account issues reference effects: Children (CH), Self-Censor.

PC	$\hat{\beta}$	SE	$z$	$p$	$p_{FDR}$	95% CI	Sig.
Polite Reflective ↔ Spatial Detached	0.0243	0.0090	2.701	0.007	0.016	[0.0067, 0.0419]	✓
Impersonal ↔ Direct Positive Address	-0.1028	0.0166	-6.188	< .001	< .001	[-0.1354, -0.0702]	✓
Tech Direct ↔ Tentatively Negative Paced	0.0603	0.0196	3.082	0.002	0.006	[0.0219, 0.0987]	✓
Causal Authority ↔ Work-Time Framing	-0.0381	0.0139	-2.749	0.006	0.016	[-0.0652, -0.0109]	✓
Social Reference ↔ Causal Explanation	0.0798	0.0172	4.637	< .001	< .001	[0.0461, 0.1135]	✓
Visual Attentional ↔ Contracted Need	0.0884	0.0259	3.417	< .001	0.002	[0.0377, 0.1391]	✓
Obligatory Need ↔ Achievement Positive	0.0280	0.0325	0.862	0.389	0.527	[-0.0357, 0.0917]	
Certain Authority ↔ Reflective Uncertainty	0.0156	0.0244	0.637	0.524	0.623	[-0.0323, 0.0634]	
Causal Direct ↔ Emphatic Prosocial	0.0441	0.0223	1.981	0.048	0.090	[0.0005, 0.0877]	
Present Work ↔ Future Attentive	-0.0034	0.0234	-0.146	0.884	0.884	[-0.0494, 0.0425]	
Attentive Emphatic ↔ Absolutist	-0.0499	0.0257	-1.940	0.052	0.090	[-0.1004, 0.0005]	
Obligation Discrepancy ↔ Appealing Elaborated	0.1049	0.0211	4.963	< .001	< .001	[0.0635, 0.1463]	✓
Minimal ↔ Punctuated Visual-Temporal	0.0827	0.0209	3.958	< .001	< .001	[0.0417, 0.1236]	✓
Hedged Forward ↔ Emphatic Negative Past	0.0100	0.0250	0.402	0.688	0.765	[-0.0389, 0.0590]	
Attentive Need ↔ Emphatic Causal	-0.0467	0.0277	-1.688	0.091	0.134	[-0.1010, 0.0075]	
Formal Present ↔ Temporal Situational	-0.0590	0.0246	-2.396	0.017	0.035	[-0.1073, -0.0107]	✓
Formal Temporal ↔ Visual Netspeak	-0.0197	0.0244	-0.805	0.420	0.533	[-0.0675, 0.0282]	
Causal-Visual Obligatory ↔ Present-Forward	0.0109	0.0309	0.352	0.725	0.765	[-0.0497, 0.0715]	
Prosocial Negative ↔ Difference-Marking	-0.0513	0.0293	-1.750	0.080	0.127	[-0.1088, 0.0062]	

Table 23: Account issues reference effects: Children (CH), Resistance.

PC	$\hat{\beta}$	SE	$z$	$p$	$p_{FDR}$	95% CI	Sig.
Polite Reflective ↔ Spatial Detached	-0.0690	0.0321	-2.150	0.032	0.086	[-0.1320, -0.0061]	
Impersonal ↔ Direct Positive Address	0.3116	0.0883	3.529	< .001	0.005	[0.1386, 0.4847]	✓
Tech Direct ↔ Tentatively Negative Paced	-0.1186	0.0776	-1.528	0.127	0.228	[-0.2707, 0.0335]	
Causal Authority ↔ Work-Time Framing	0.1932	0.0763	2.531	0.011	0.036	[0.0436, 0.3427]	✓
Social Reference ↔ Causal Explanation	-0.2928	0.0850	-3.444	< .001	0.005	[-0.4595, -0.1262]	✓
Visual Attentional ↔ Contracted Need	-0.2746	0.1334	-2.058	0.040	0.094	[-0.5362, -0.0131]	
Obligatory Need ↔ Achievement Positive	-0.1916	0.1063	-1.803	0.071	0.151	[-0.4000, 0.0167]	
Certain Authority ↔ Reflective Uncertainty	-0.1592	0.1058	-1.506	0.132	0.228	[-0.3665, 0.0480]	
Causal Direct ↔ Emphatic Prosocial	-0.3164	0.1246	-2.540	0.011	0.036	[-0.5605, -0.0723]	✓
Present Work ↔ Future Attentive	0.0353	0.0658	0.536	0.592	0.749	[-0.0937, 0.1642]	
Attentive Emphatic ↔ Absolutist	0.0315	0.1164	0.271	0.786	0.869	[-0.1965, 0.2596]	
Obligation Discrepancy ↔ Appealing Elaborated	-0.2913	0.0971	-3.000	0.003	0.013	[-0.4815, -0.1010]	✓
Minimal ↔ Punctuated Visual-Temporal	-0.0871	0.1019	-0.855	0.393	0.616	[-0.2868, 0.1126]	
Hedged Forward ↔ Emphatic Negative Past	0.0047	0.1197	0.039	0.969	0.969	[-0.2299, 0.2393]	
Attentive Need ↔ Emphatic Causal	0.0948	0.1180	0.804	0.422	0.616	[-0.1365, 0.3262]	
Formal Present ↔ Temporal Situational	-0.0518	0.1152	-0.450	0.653	0.775	[-0.2777, 0.1740]	
Formal Temporal ↔ Visual Netspeak	-0.0256	0.1146	-0.223	0.824	0.869	[-0.2502, 0.1991]	
Causal-Visual Obligatory ↔ Present-Forward	0.0724	0.1107	0.654	0.513	0.696	[-0.1445, 0.2893]	
Prosocial Negative ↔ Difference-Marking	0.4533	0.1403	3.231	0.001	0.008	[0.1783, 0.7282]	✓

Table 24: Account issues reference effects: Children (CH), Compliance.

PC	$\hat{\beta}$	SE	$z$	$p$	$p_{FDR}$	95% CI	Sig.
Polite Reflective ↔ Spatial Detached	0.0200	0.0124	1.609	0.108	0.204	[-0.0044, 0.0444]	
Impersonal ↔ Direct Positive Address	-0.0600	0.0262	-2.288	0.022	0.068	[-0.1115, -0.0086]	
Tech Direct ↔ Tentatively Negative Paced	-0.0056	0.0271	-0.206	0.837	0.837	[-0.0587, 0.0475]	
Causal Authority ↔ Work-Time Framing	-0.0566	0.0248	-2.285	0.022	0.068	[-0.1052, -0.0081]	
Social Reference ↔ Causal Explanation	0.0901	0.0265	3.394	< .001	0.006	[0.0381, 0.1421]	✓
Visual Attentional ↔ Contracted Need	0.0451	0.0414	1.091	0.275	0.444	[-0.0360, 0.1262]	
Obligatory Need ↔ Achievement Positive	0.0745	0.0332	2.243	0.025	0.068	[0.0094, 0.1397]	
Certain Authority ↔ Reflective Uncertainty	0.0663	0.0365	1.818	0.069	0.164	[-0.0052, 0.1377]	
Causal Direct ↔ Emphatic Prosocial	0.0953	0.0399	2.390	0.017	0.068	[0.0171, 0.1734]	
Present Work ↔ Future Attentive	0.0057	0.0265	0.216	0.829	0.837	[-0.0462, 0.0576]	
Attentive Emphatic ↔ Absolutist	0.0268	0.0410	0.654	0.513	0.696	[-0.0536, 0.1073]	
Obligation Discrepancy ↔ Appealing Elaborated	0.0334	0.0310	1.080	0.280	0.444	[-0.0273, 0.0941]	
Minimal ↔ Punctuated Visual-Temporal	-0.0125	0.0327	-0.381	0.703	0.835	[-0.0766, 0.0516]	
Hedged Forward ↔ Emphatic Negative Past	-0.0093	0.0426	-0.219	0.827	0.837	[-0.0929, 0.0743]	
Attentive Need ↔ Emphatic Causal	-0.0333	0.0400	-0.832	0.405	0.592	[-0.1118, 0.0452]	
Formal Present ↔ Temporal Situational	0.0959	0.0375	2.558	0.011	0.067	[0.0224, 0.1694]	
Formal Temporal ↔ Visual Netspeak	0.0152	0.0397	0.384	0.701	0.835	[-0.0626, 0.0930]	
Causal-Visual Obligatory ↔ Present-Forward	-0.0539	0.0330	-1.632	0.103	0.204	[-0.1187, 0.0108]	
Prosocial Negative ↔ Difference-Marking	-0.1515	0.0403	-3.761	< .001	0.003	[-0.2304, -0.0726]	✓

## C Effective Slopes by Moderation Reason

Effective slopes represent the total effect of each linguistic PC on each outcome within each moderation reason category (main effect + interaction). The reference category is account issues. Interaction  $p$ -values test whether the slope differs significantly from the reference slope.

Table 25: Effective slopes by moderation reason: High-Level (HL), Self-Censor. Reference = account issues (shown first per PC).

PC	Mod. Reason	Eff. Slope	Interaction $\Delta$	Int. $p$	Main $p$
Conversational $\leftrightarrow$ Analytical	Account Issues	-0.0679	—	—	< .001
	Content Quality	-0.0361	0.0318	0.068	< .001
	Formatting/Structure	-0.0566	0.0113	0.450	< .001
	Harmful/Illegal	-0.0034	0.0645	0.004	< .001
	Rule/Scope Violations	-0.0567	0.0112	0.455	< .001
	Spam/Scams	-0.0681	-0.0002	0.989	< .001
Sparse $\leftrightarrow$ Motivationally Rich	Account Issues	-0.0053	—	—	0.525
	Content Quality	-0.0003	0.0051	0.847	0.525
	Formatting/Structure	0.0140	0.0193	0.297	0.525
	Harmful/Illegal	-0.0507	-0.0454	0.051	0.525
	Rule/Scope Violations	-0.0023	0.0030	0.876	0.525
	Spam/Scams	-0.0309	-0.0256	0.206	0.525
Detached Formal $\leftrightarrow$ Warm Social	Account Issues	0.0292	—	—	0.039
	Content Quality	-0.0174	-0.0466	0.045	0.039
	Formatting/Structure	0.0646	0.0354	0.142	0.039
	Harmful/Illegal	0.0550	0.0258	0.388	0.039
	Rule/Scope Violations	0.0219	-0.0073	0.800	0.039
	Spam/Scams	-0.0457	-0.0749	0.005	0.039
Vague Hedged $\leftrightarrow$ Concrete Specific	Account Issues	-0.0891	—	—	< .001
	Content Quality	-0.1281	-0.0390	0.191	< .001
	Formatting/Structure	-0.0294	0.0597	0.018	< .001
	Harmful/Illegal	-0.0462	0.0429	0.236	< .001
	Rule/Scope Violations	-0.0242	0.0649	0.031	< .001
	Spam/Scams	-0.0445	0.0446	0.122	< .001
Elaborated $\leftrightarrow$ Quantified Direct	Account Issues	0.0168	—	—	0.192
	Content Quality	-0.0235	-0.0403	0.331	0.192
	Formatting/Structure	-0.0465	-0.0633	0.014	0.192
	Harmful/Illegal	0.1035	0.0867	0.014	0.192
	Rule/Scope Violations	0.0115	-0.0053	0.862	0.192
	Spam/Scams	-0.0226	-0.0394	0.113	0.192
Cultural Authentic $\leftrightarrow$ Prohibitive Negation	Account Issues	0.0694	—	—	< .001
	Content Quality	0.0506	-0.0188	0.630	< .001
	Formatting/Structure	0.0802	0.0108	0.716	< .001
	Harmful/Illegal	0.0817	0.0124	0.750	< .001
	Rule/Scope Violations	0.0149	-0.0544	0.124	< .001
	Spam/Scams	0.1194	0.0501	0.121	< .001
Formal Document $\leftrightarrow$ Numerical Authority	Account Issues	-0.0345	—	—	0.145
	Content Quality	0.0017	0.0363	0.391	0.145
	Formatting/Structure	-0.0828	-0.0483	0.139	0.145
	Harmful/Illegal	0.0464	0.0809	0.007	0.145
	Rule/Scope Violations	-0.0535	-0.0189	0.646	0.145
	Spam/Scams	-0.0254	0.0091	0.840	0.145
Brief $\leftrightarrow$ Long-form Elaborate	Account Issues	-0.0751	—	—	0.003
	Content Quality	-0.1073	-0.0322	0.323	0.003
	Formatting/Structure	0.0170	0.0922	0.008	0.003
	Harmful/Illegal	-0.0848	-0.0096	0.819	0.003
	Rule/Scope Violations	-0.0121	0.0630	0.086	0.003
	Spam/Scams	-0.0237	0.0514	0.164	0.003
Lifestyle-Personal $\leftrightarrow$ Community-Scale Numerical	Account Issues	-0.1182	—	—	< .001
	Content Quality	-0.1000	0.0182	0.617	< .001
	Formatting/Structure	-0.1079	0.0103	0.777	< .001
	Harmful/Illegal	-0.0856	0.0326	0.397	< .001

*Continued on next page*

PC	Mod. Reason	Eff. Slope	Interaction $\Delta$	Int. $p$	Main $p$
	Rule/Scope Violations	-0.0551	0.0631	0.073	< .001
	Spam/Scams	-0.0277	0.0905	0.020	< .001
Cultural Formal $\leftrightarrow$ Netspeak Informal	Account Issues	0.0506	—	—	0.058
	Content Quality	0.0230	-0.0277	0.509	0.058
	Formatting/Structure	0.0692	0.0186	0.638	0.058
	Harmful/Illegal	0.0657	0.0151	0.695	0.058
	Rule/Scope Violations	0.1256	0.0750	0.060	0.058
	Spam/Scams	0.0479	-0.0027	0.932	0.058
Action-Oriented $\leftrightarrow$ Logically Elaborated	Account Issues	-0.0541	—	—	0.010
	Content Quality	-0.1035	-0.0494	0.278	0.010
	Formatting/Structure	-0.0942	-0.0401	0.210	0.010
	Harmful/Illegal	-0.0493	0.0048	0.890	0.010
	Rule/Scope Violations	-0.0244	0.0297	0.536	0.010
	Spam/Scams	-0.0221	0.0320	0.354	0.010
Prohibitive Negation $\leftrightarrow$ Descriptive Positive	Account Issues	0.0995	—	—	< .001
	Content Quality	-0.0194	-0.1189	0.021	< .001
	Formatting/Structure	0.0798	-0.0197	0.661	< .001
	Harmful/Illegal	0.0254	-0.0741	0.121	< .001
	Rule/Scope Violations	0.0450	-0.0545	0.255	< .001
	Spam/Scams	0.0106	-0.0889	0.082	< .001
Perceptual-Structured $\leftrightarrow$ Adverbially Hedged	Account Issues	0.0235	—	—	0.471
	Content Quality	0.0571	0.0336	0.516	0.471
	Formatting/Structure	-0.0244	-0.0479	0.311	0.471
	Harmful/Illegal	0.1221	0.0986	0.055	0.471
	Rule/Scope Violations	-0.0966	-0.1201	0.008	0.471
	Spam/Scams	0.0842	0.0608	0.175	0.471

Table 26: Effective slopes by moderation reason: High-Level (HL), Resistance. Reference = account issues (shown first per PC).

PC	Mod. Reason	Eff. Slope	Interaction $\Delta$	Int. $p$	Main $p$
Conversational $\leftrightarrow$ Analytical	Account Issues	0.2954	—	—	< .001
	Content Quality	0.4954	0.2000	0.022	< .001
	Formatting/Structure	0.3304	0.0350	0.730	< .001
	Harmful/Illegal	0.3039	0.0085	0.930	< .001
	Rule/Scope Violations	0.4032	0.1078	0.165	< .001
	Spam/Scams	0.5064	0.2109	0.019	< .001
Sparse $\leftrightarrow$ Motivationally Rich	Account Issues	-0.0010	—	—	0.976
	Content Quality	0.1824	0.1835	0.062	0.976
	Formatting/Structure	-0.0482	-0.0471	0.593	0.976
	Harmful/Illegal	0.1970	0.1980	0.107	0.976
	Rule/Scope Violations	0.1850	0.1860	0.011	0.976
	Spam/Scams	0.1743	0.1753	0.020	0.976
Detached Formal $\leftrightarrow$ Warm Social	Account Issues	-0.1922	—	—	0.001
	Content Quality	-0.0204	0.1719	0.133	0.001
	Formatting/Structure	-0.2593	-0.0671	0.612	0.001
	Harmful/Illegal	-0.2937	-0.1015	0.467	0.001
	Rule/Scope Violations	-0.2092	-0.0170	0.858	0.001
	Spam/Scams	0.0373	0.2295	0.013	0.001
Vague Hedged $\leftrightarrow$ Concrete Specific	Account Issues	0.1293	—	—	0.037
	Content Quality	0.1888	0.0595	0.666	0.037
	Formatting/Structure	0.1087	-0.0206	0.900	0.037
	Harmful/Illegal	0.6586	0.5294	0.009	0.037

*Continued on next page*

PC	Mod. Reason	Eff. Slope	Interaction $\Delta$	Int. $p$	Main $p$
	Rule/Scope Violations	0.2333	0.1040	0.423	0.037
	Spam/Scams	0.2563	0.1271	0.325	0.037
Elaborated $\leftrightarrow$ Quantified Direct	Account Issues	-0.0097	—	—	0.848
	Content Quality	0.2288	0.2384	0.061	0.848
	Formatting/Structure	0.2427	0.2524	0.048	0.848
	Harmful/Illegal	-0.0910	-0.0813	0.537	0.848
	Rule/Scope Violations	-0.0199	-0.0102	0.920	0.848
	Spam/Scams	0.2275	0.2371	0.019	0.848
Cultural Authentic $\leftrightarrow$ Prohibitive Negation	Account Issues	-0.1331	—	—	0.034
	Content Quality	-0.2611	-0.1279	0.342	0.034
	Formatting/Structure	-0.3099	-0.1768	0.180	0.034
	Harmful/Illegal	-0.2314	-0.0983	0.487	0.034
	Rule/Scope Violations	-0.2558	-0.1227	0.332	0.034
	Spam/Scams	-0.2861	-0.1530	0.155	0.034
Formal Document $\leftrightarrow$ Numerical Authority	Account Issues	0.2864	—	—	0.001
	Content Quality	0.2824	-0.0040	0.982	0.001
	Formatting/Structure	0.1249	-0.1615	0.288	0.001
	Harmful/Illegal	0.1843	-0.1021	0.459	0.001
	Rule/Scope Violations	0.4311	0.1447	0.211	0.001
	Spam/Scams	-0.0110	-0.2974	0.028	0.001
Brief $\leftrightarrow$ Long-form Elaborate	Account Issues	0.1850	—	—	0.044
	Content Quality	0.8014	0.6164	< .001	0.044
	Formatting/Structure	0.5226	0.3376	0.074	0.044
	Harmful/Illegal	0.8950	0.7100	0.009	0.044
	Rule/Scope Violations	0.4463	0.2613	0.137	0.044
	Spam/Scams	0.5293	0.3443	0.064	0.044
Lifestyle-Personal $\leftrightarrow$ Community-Scale Numerical	Account Issues	0.3406	—	—	< .001
	Content Quality	0.2836	-0.0570	0.768	< .001
	Formatting/Structure	0.7144	0.3738	0.004	< .001
	Harmful/Illegal	1.1407	0.8001	< .001	< .001
	Rule/Scope Violations	0.4405	0.0999	0.491	< .001
	Spam/Scams	0.2482	-0.0924	0.555	< .001
Cultural Formal $\leftrightarrow$ Netspeak Informal	Account Issues	-0.2874	—	—	0.013
	Content Quality	-0.2632	0.0242	0.917	0.013
	Formatting/Structure	-0.3165	-0.0291	0.903	0.013
	Harmful/Illegal	-0.6779	-0.3905	0.026	0.013
	Rule/Scope Violations	-0.5794	-0.2920	0.115	0.013
	Spam/Scams	-0.2355	0.0519	0.775	0.013
Action-Oriented $\leftrightarrow$ Logically Elaborated	Account Issues	0.3360	—	—	< .001
	Content Quality	0.3477	0.0117	0.951	< .001
	Formatting/Structure	-0.2153	-0.5513	0.001	< .001
	Harmful/Illegal	-0.0804	-0.4164	0.035	< .001
	Rule/Scope Violations	0.0962	-0.2398	0.088	< .001
	Spam/Scams	0.0372	-0.2988	0.057	< .001
Prohibitive Negation $\leftrightarrow$ Descriptive Positive	Account Issues	-0.5436	—	—	< .001
	Content Quality	-0.4692	0.0744	0.662	< .001
	Formatting/Structure	-0.3973	0.1464	0.420	< .001
	Harmful/Illegal	-0.6656	-0.1220	0.652	< .001
	Rule/Scope Violations	-0.3237	0.2199	0.179	< .001
	Spam/Scams	-0.2568	0.2869	0.113	< .001
Perceptual-Structured $\leftrightarrow$ Adverbially Hedged	Account Issues	-0.1390	—	—	0.253
	Content Quality	-0.3743	-0.2353	0.215	0.253
	Formatting/Structure	0.0866	0.2256	0.396	0.253
	Harmful/Illegal	-0.6383	-0.4994	0.030	0.253
	Rule/Scope Violations	0.0139	0.1528	0.369	0.253

*Continued on next page*

PC	Mod. Reason	Eff. Slope	Interaction $\Delta$	Int. $p$	Main $p$
	Spam/Scams	-0.4077	-0.2688	0.116	0.253

Table 27: Effective slopes by moderation reason: High-Level (HL), Compliance. Reference = account issues (shown first per PC).

PC	Mod. Reason	Eff. Slope	Interaction $\Delta$	Int. $p$	Main $p$
Conversational $\leftrightarrow$ Analytical	Account Issues	-0.0750	—	—	< .001
	Content Quality	-0.0598	0.0152	0.490	< .001
	Formatting/Structure	-0.0273	0.0477	0.078	< .001
	Harmful/Illegal	0.0011	0.0761	0.020	< .001
	Rule/Scope Violations	-0.0397	0.0352	0.100	< .001
	Spam/Scams	-0.0695	0.0055	0.806	< .001
Sparse $\leftrightarrow$ Motivationally Rich	Account Issues	0.0179	—	—	0.142
	Content Quality	-0.0018	-0.0197	0.456	0.142
	Formatting/Structure	0.0196	0.0017	0.951	0.142
	Harmful/Illegal	-0.0952	-0.1131	0.162	0.142
	Rule/Scope Violations	-0.0295	-0.0474	0.026	0.142
	Spam/Scams	-0.0031	-0.0210	0.425	0.142
Detached Formal $\leftrightarrow$ Warm Social	Account Issues	0.0683	—	—	0.001
	Content Quality	0.0243	-0.0439	0.136	0.001
	Formatting/Structure	0.0222	-0.0461	0.265	0.001
	Harmful/Illegal	0.0927	0.0244	0.511	0.001
	Rule/Scope Violations	0.0657	-0.0025	0.948	0.001
	Spam/Scams	0.0120	-0.0563	0.062	0.001
Vague Hedged $\leftrightarrow$ Concrete Specific	Account Issues	0.0175	—	—	0.368
	Content Quality	0.0881	0.0706	0.021	0.368
	Formatting/Structure	0.0144	-0.0031	0.947	0.368
	Harmful/Illegal	-0.1835	-0.2010	0.040	0.368
	Rule/Scope Violations	0.0307	0.0132	0.692	0.368
	Spam/Scams	0.0016	-0.0159	0.651	0.368
Elaborated $\leftrightarrow$ Quantified Direct	Account Issues	0.0103	—	—	0.532
	Content Quality	-0.0057	-0.0159	0.689	0.532
	Formatting/Structure	-0.0435	-0.0537	0.194	0.532
	Harmful/Illegal	0.1173	0.1071	0.002	0.532
	Rule/Scope Violations	0.0504	0.0401	0.299	0.532
	Spam/Scams	-0.0609	-0.0712	0.018	0.532
Cultural Authentic $\leftrightarrow$ Prohibitive Negation	Account Issues	0.0012	—	—	0.958
	Content Quality	0.0057	0.0045	0.905	0.958
	Formatting/Structure	-0.0038	-0.0050	0.907	0.958
	Harmful/Illegal	-0.0991	-0.1002	0.077	0.958
	Rule/Scope Violations	0.0444	0.0433	0.205	0.958
	Spam/Scams	-0.0335	-0.0346	0.435	0.958
Formal Document $\leftrightarrow$ Numerical Authority	Account Issues	-0.1156	—	—	< .001
	Content Quality	-0.0798	0.0358	0.493	< .001
	Formatting/Structure	-0.0008	0.1148	0.028	< .001
	Harmful/Illegal	-0.0258	0.0897	0.089	< .001
	Rule/Scope Violations	-0.1478	-0.0322	0.508	< .001
	Spam/Scams	-0.0116	0.1040	0.019	< .001
Brief $\leftrightarrow$ Long-form Elaborate	Account Issues	-0.0133	—	—	0.637
	Content Quality	-0.0760	-0.0627	0.107	0.637
	Formatting/Structure	-0.1426	-0.1293	0.006	0.637
	Harmful/Illegal	-0.1996	-0.1862	0.217	0.637
	Rule/Scope Violations	-0.0886	-0.0753	0.059	0.637

*Continued on next page*

PC	Mod. Reason	Eff. Slope	Interaction $\Delta$	Int. $p$	Main $p$
	Spam/Scams	-0.1087	-0.0954	0.009	0.637
Lifestyle-Personal $\leftrightarrow$ Community-Scale Numerical	Account Issues	-0.0734	—	—	0.042
	Content Quality	-0.0090	0.0643	0.184	0.042
	Formatting/Structure	-0.1640	-0.0906	0.060	0.042
	Harmful/Illegal	-0.2582	-0.1848	0.020	0.042
	Rule/Scope Violations	-0.1284	-0.0551	0.290	0.042
	Spam/Scams	-0.0423	0.0310	0.568	0.042
Cultural Formal $\leftrightarrow$ Netspeak Informal	Account Issues	0.0836	—	—	0.036
	Content Quality	-0.0052	-0.0888	0.084	0.036
	Formatting/Structure	0.0601	-0.0235	0.694	0.036
	Harmful/Illegal	0.1102	0.0267	0.647	0.036
	Rule/Scope Violations	0.0485	-0.0351	0.474	0.036
	Spam/Scams	0.0441	-0.0394	0.436	0.036
Action-Oriented $\leftrightarrow$ Logically Elaborated	Account Issues	-0.0922	—	—	0.005
	Content Quality	-0.0154	0.0768	0.171	0.005
	Formatting/Structure	0.1236	0.2158	< .001	0.005
	Harmful/Illegal	0.0121	0.1043	0.117	0.005
	Rule/Scope Violations	0.0394	0.1316	0.006	0.005
	Spam/Scams	-0.0033	0.0889	0.118	0.005
Prohibitive Negation $\leftrightarrow$ Descriptive Positive	Account Issues	0.1500	—	—	< .001
	Content Quality	0.0507	-0.0993	0.063	< .001
	Formatting/Structure	0.0711	-0.0788	0.140	< .001
	Harmful/Illegal	0.1809	0.0309	0.801	< .001
	Rule/Scope Violations	0.0499	-0.1000	0.052	< .001
	Spam/Scams	0.0263	-0.1236	0.046	< .001
Perceptual-Structured $\leftrightarrow$ Adverbially Hedged	Account Issues	0.0756	—	—	0.084
	Content Quality	0.0455	-0.0302	0.607	0.084
	Formatting/Structure	-0.0209	-0.0966	0.137	0.084
	Harmful/Illegal	0.1320	0.0563	0.469	0.084
	Rule/Scope Violations	0.0732	-0.0025	0.964	0.084
	Spam/Scams	0.0381	-0.0376	0.530	0.084

Table 28: Effective slopes by moderation reason: Children (CH), Self-Censor. Reference = account issues (shown first per PC).

PC	Mod. Reason	Eff. Slope	Interaction $\Delta$	Int. $p$	Main $p$
Polite Reflective $\leftrightarrow$ Spatial Detached	Account Issues	0.0243	—	—	0.007
	Content Quality	0.0244	0.0001	0.997	0.007
	Formatting/Structure	0.0220	-0.0023	0.885	0.007
	Harmful/Illegal	0.0074	-0.0169	0.672	0.007
	Rule/Scope Violations	0.0239	-0.0004	0.984	0.007
	Spam/Scams	0.0488	0.0245	0.166	0.007
Impersonal $\leftrightarrow$ Direct Positive Address	Account Issues	-0.1028	—	—	< .001
	Content Quality	-0.0861	0.0167	0.444	< .001
	Formatting/Structure	-0.0591	0.0437	0.064	< .001
	Harmful/Illegal	-0.0182	0.0846	0.004	< .001
	Rule/Scope Violations	-0.0750	0.0279	0.294	< .001
	Spam/Scams	-0.1283	-0.0255	0.256	< .001
Tech Direct $\leftrightarrow$ Tentatively Negative Paced	Account Issues	0.0603	—	—	0.002
	Content Quality	0.0746	0.0143	0.612	0.002
	Formatting/Structure	0.0268	-0.0335	0.229	0.002
	Harmful/Illegal	0.0806	0.0203	0.664	0.002
	Rule/Scope Violations	-0.0171	-0.0774	0.002	0.002

*Continued on next page*

PC	Mod. Reason	Eff. Slope	Interaction $\Delta$	Int. $p$	Main $p$
	Spam/Scams	0.0607	0.0004	0.987	0.002
Causal Authority $\leftrightarrow$ Work-Time Framing	Account Issues	-0.0381	—	—	0.006
	Content Quality	0.0532	0.0913	0.010	0.006
	Formatting/Structure	-0.1068	-0.0687	0.005	0.006
	Harmful/Illegal	0.0187	0.0568	0.058	0.006
	Rule/Scope Violations	-0.0405	-0.0025	0.914	0.006
	Spam/Scams	0.0290	0.0670	0.006	0.006
Social Reference $\leftrightarrow$ Causal Explanation	Account Issues	0.0798	—	—	< .001
	Content Quality	0.0273	-0.0525	0.081	< .001
	Formatting/Structure	-0.0181	-0.0978	< .001	< .001
	Harmful/Illegal	0.0050	-0.0748	0.104	< .001
	Rule/Scope Violations	0.1094	0.0297	0.291	< .001
	Spam/Scams	0.0079	-0.0719	0.007	< .001
Visual Attentional $\leftrightarrow$ Contracted Need	Account Issues	0.0884	—	—	< .001
	Content Quality	0.0368	-0.0516	0.145	< .001
	Formatting/Structure	-0.0330	-0.1214	0.001	< .001
	Harmful/Illegal	0.0097	-0.0787	0.050	< .001
	Rule/Scope Violations	0.0912	0.0028	0.935	< .001
	Spam/Scams	0.0756	-0.0128	0.688	< .001
Obligatory Need $\leftrightarrow$ Achievement Positive	Account Issues	0.0280	—	—	0.389
	Content Quality	0.0242	-0.0039	0.928	0.389
	Formatting/Structure	0.0422	0.0142	0.749	0.389
	Harmful/Illegal	0.0891	0.0610	0.305	0.389
	Rule/Scope Violations	0.0250	-0.0031	0.938	0.389
	Spam/Scams	-0.0475	-0.0755	0.103	0.389
Certain Authority $\leftrightarrow$ Reflective Uncertainty	Account Issues	0.0156	—	—	0.524
	Content Quality	-0.0005	-0.0160	0.626	0.524
	Formatting/Structure	0.0583	0.0427	0.169	0.524
	Harmful/Illegal	0.0404	0.0248	0.535	0.524
	Rule/Scope Violations	0.0289	0.0134	0.650	0.524
	Spam/Scams	0.0264	0.0109	0.732	0.524
Causal Direct $\leftrightarrow$ Emphatic Prosocial	Account Issues	0.0441	—	—	0.048
	Content Quality	0.1217	0.0776	0.029	0.048
	Formatting/Structure	-0.0615	-0.1056	< .001	0.048
	Harmful/Illegal	0.0392	-0.0049	0.915	0.048
	Rule/Scope Violations	-0.0151	-0.0592	0.102	0.048
	Spam/Scams	0.0023	-0.0418	0.182	0.048
Present Work $\leftrightarrow$ Future Attentive	Account Issues	-0.0034	—	—	0.884
	Content Quality	0.0380	0.0414	0.309	0.884
	Formatting/Structure	-0.0686	-0.0651	0.048	0.884
	Harmful/Illegal	0.0212	0.0246	0.542	0.884
	Rule/Scope Violations	0.0358	0.0392	0.273	0.884
	Spam/Scams	0.0253	0.0287	0.426	0.884
Attentive Emphatic $\leftrightarrow$ Absolutist	Account Issues	-0.0499	—	—	0.052
	Content Quality	-0.1294	-0.0794	0.031	0.052
	Formatting/Structure	-0.1126	-0.0626	0.046	0.052
	Harmful/Illegal	0.0264	0.0763	0.072	0.052
	Rule/Scope Violations	-0.0404	0.0096	0.775	0.052
	Spam/Scams	0.0232	0.0731	0.157	0.052
Obligation Discrepancy $\leftrightarrow$ Appealing Elaborated	Account Issues	0.1049	—	—	< .001
	Content Quality	0.1633	0.0584	0.112	< .001
	Formatting/Structure	-0.0096	-0.1144	< .001	< .001
	Harmful/Illegal	-0.0085	-0.1134	0.003	< .001
	Rule/Scope Violations	0.0599	-0.0449	0.193	< .001

*Continued on next page*

PC	Mod. Reason	Eff. Slope	Interaction $\Delta$	Int. $p$	Main $p$
	Spam/Scams	0.0162	-0.0887	0.072	< .001
Minimal $\leftrightarrow$ Punctuated Visual-Temporal	Account Issues	0.0827	—	—	< .001
	Content Quality	0.1045	0.0218	0.515	< .001
	Formatting/Structure	0.0234	-0.0593	0.070	< .001
	Harmful/Illegal	0.0994	0.0167	0.652	< .001
	Rule/Scope Violations	-0.0081	-0.0907	0.006	< .001
	Spam/Scams	-0.0035	-0.0862	0.002	< .001
Hedged Forward $\leftrightarrow$ Emphatic Negative Past	Account Issues	0.0100	—	—	0.688
	Content Quality	0.0736	0.0636	0.059	0.688
	Formatting/Structure	0.0341	0.0240	0.522	0.688
	Harmful/Illegal	0.1110	0.1009	0.047	0.688
	Rule/Scope Violations	0.0043	-0.0057	0.866	0.688
	Spam/Scams	-0.0185	-0.0286	0.468	0.688
Attentive Need $\leftrightarrow$ Emphatic Causal	Account Issues	-0.0467	—	—	0.091
	Content Quality	-0.0012	0.0455	0.272	0.091
	Formatting/Structure	0.0313	0.0781	0.055	0.091
	Harmful/Illegal	0.0508	0.0975	0.029	0.091
	Rule/Scope Violations	0.0260	0.0727	0.048	0.091
	Spam/Scams	0.0682	0.1150	0.008	0.091
Formal Present $\leftrightarrow$ Temporal Situational	Account Issues	-0.0590	—	—	0.017
	Content Quality	-0.0576	0.0014	0.970	0.017
	Formatting/Structure	0.0943	0.1533	< .001	0.017
	Harmful/Illegal	-0.1110	-0.0520	0.211	0.017
	Rule/Scope Violations	0.0481	0.1071	0.002	0.017
	Spam/Scams	0.0801	0.1391	< .001	0.017
Formal Temporal $\leftrightarrow$ Visual Netspeak	Account Issues	-0.0197	—	—	0.420
	Content Quality	0.0120	0.0316	0.350	0.420
	Formatting/Structure	0.0246	0.0443	0.199	0.420
	Harmful/Illegal	-0.0512	-0.0316	0.468	0.420
	Rule/Scope Violations	0.0876	0.1073	< .001	0.420
	Spam/Scams	-0.0032	0.0165	0.626	0.420
Causal-Visual Obligatory $\leftrightarrow$ Present-Forward	Account Issues	0.0109	—	—	0.725
	Content Quality	0.0337	0.0228	0.601	0.725
	Formatting/Structure	-0.0190	-0.0299	0.451	0.725
	Harmful/Illegal	0.0163	0.0054	0.899	0.725
	Rule/Scope Violations	0.0188	0.0079	0.843	0.725
	Spam/Scams	0.0379	0.0270	0.474	0.725
Prosocial Negative $\leftrightarrow$ Difference-Marking	Account Issues	-0.0513	—	—	0.080
	Content Quality	0.0195	0.0708	0.130	0.080
	Formatting/Structure	0.0252	0.0765	0.071	0.080
	Harmful/Illegal	-0.0274	0.0240	0.648	0.080
	Rule/Scope Violations	-0.0533	-0.0020	0.957	0.080
	Spam/Scams	-0.0569	-0.0055	0.915	0.080

Table 29: Effective slopes by moderation reason: Children (CH), Resistance. Reference = account issues (shown first per PC).

PC	Mod. Reason	Eff. Slope	Interaction $\Delta$	Int. $p$	Main $p$
Polite Reflective $\leftrightarrow$ Spatial Detached	Account Issues	-0.0690	—	—	0.032
	Content Quality	-0.0155	0.0536	0.467	0.032
	Formatting/Structure	-0.0946	-0.0256	0.667	0.032
	Harmful/Illegal	0.2000	0.2691	0.091	0.032
	Rule/Scope Violations	-0.0428	0.0262	0.669	0.032

*Continued on next page*

PC	Mod. Reason	Eff. Slope	Interaction $\Delta$	Int. $p$	Main $p$
	Spam/Scams	-0.0561	0.0130	0.846	0.032
Impersonal $\leftrightarrow$ Direct Positive Address	Account Issues	0.3116	—	—	< .001
	Content Quality	0.6627	0.3510	0.008	< .001
	Formatting/Structure	0.3302	0.0185	0.922	< .001
	Harmful/Illegal	0.7097	0.3981	0.015	< .001
	Rule/Scope Violations	0.7120	0.4004	0.003	< .001
	Spam/Scams	0.5919	0.2803	0.016	< .001
Tech Direct $\leftrightarrow$ Tentatively Negative Paced	Account Issues	-0.1186	—	—	0.127
	Content Quality	-0.3323	-0.2138	0.100	0.127
	Formatting/Structure	-0.0718	0.0468	0.779	0.127
	Harmful/Illegal	-0.5754	-0.4568	0.002	0.127
	Rule/Scope Violations	-0.2499	-0.1313	0.262	0.127
	Spam/Scams	-0.1439	-0.0253	0.794	0.127
Causal Authority $\leftrightarrow$ Work-Time Framing	Account Issues	0.1932	—	—	0.011
	Content Quality	0.1439	-0.0493	0.744	0.011
	Formatting/Structure	0.1804	-0.0128	0.925	0.011
	Harmful/Illegal	-0.0083	-0.2015	0.156	0.011
	Rule/Scope Violations	0.1641	-0.0290	0.794	0.011
	Spam/Scams	-0.1474	-0.3405	0.002	0.011
Social Reference $\leftrightarrow$ Causal Explanation	Account Issues	-0.2928	—	—	< .001
	Content Quality	-0.2811	0.0117	0.945	< .001
	Formatting/Structure	0.0206	0.3135	0.033	< .001
	Harmful/Illegal	-0.6014	-0.3086	0.222	< .001
	Rule/Scope Violations	-0.4182	-0.1253	0.315	< .001
	Spam/Scams	-0.1590	0.1338	0.231	< .001
Visual Attentional $\leftrightarrow$ Contracted Need	Account Issues	-0.2746	—	—	0.040
	Content Quality	-0.3287	-0.0540	0.787	0.040
	Formatting/Structure	0.1412	0.4159	0.030	0.040
	Harmful/Illegal	-0.5269	-0.2523	0.229	0.040
	Rule/Scope Violations	-0.5983	-0.3237	0.036	0.040
	Spam/Scams	-0.7801	-0.5055	< .001	0.040
Obligatory Need $\leftrightarrow$ Achievement Positive	Account Issues	-0.1916	—	—	0.071
	Content Quality	-0.4805	-0.2889	0.092	0.071
	Formatting/Structure	-0.7095	-0.5179	0.026	0.071
	Harmful/Illegal	-0.0751	0.1165	0.510	0.071
	Rule/Scope Violations	0.1477	0.3393	0.033	0.071
	Spam/Scams	0.0301	0.2217	0.196	0.071
Certain Authority $\leftrightarrow$ Reflective Uncertainty	Account Issues	-0.1592	—	—	0.132
	Content Quality	-0.1819	-0.0226	0.879	0.132
	Formatting/Structure	-0.2904	-0.1311	0.321	0.132
	Harmful/Illegal	-0.4085	-0.2492	0.184	0.132
	Rule/Scope Violations	-0.2486	-0.0893	0.521	0.132
	Spam/Scams	-0.2210	-0.0617	0.665	0.132
Causal Direct $\leftrightarrow$ Emphatic Prosocial	Account Issues	-0.3164	—	—	0.011
	Content Quality	-0.3556	-0.0392	0.862	0.011
	Formatting/Structure	-0.2519	0.0645	0.673	0.011
	Harmful/Illegal	-1.0483	-0.7319	< .001	0.011
	Rule/Scope Violations	-0.3473	-0.0309	0.862	0.011
	Spam/Scams	-0.2218	0.0946	0.520	0.011
Present Work $\leftrightarrow$ Future Attentive	Account Issues	0.0353	—	—	0.592
	Content Quality	-0.2713	-0.3066	0.059	0.592
	Formatting/Structure	-0.1056	-0.1409	0.275	0.592
	Harmful/Illegal	-0.2920	-0.3273	0.048	0.592
	Rule/Scope Violations	-0.1311	-0.1664	0.160	0.592

*Continued on next page*

PC	Mod. Reason	Eff. Slope	Interaction $\Delta$	Int. $p$	Main $p$
	Spam/Scams	-0.1403	-0.1756	0.113	0.592
Attentive Emphatic $\leftrightarrow$ Absolutist	Account Issues	0.0315	—	—	0.786
	Content Quality	0.4882	0.4567	0.008	0.786
	Formatting/Structure	0.2105	0.1789	0.225	0.786
	Harmful/Illegal	-0.0474	-0.0790	0.697	0.786
	Rule/Scope Violations	0.1654	0.1339	0.324	0.786
	Spam/Scams	0.3064	0.2748	0.042	0.786
Obligation Discrepancy $\leftrightarrow$ Appealing Elaborated	Account Issues	-0.2913	—	—	0.003
	Content Quality	-0.5302	-0.2389	0.183	0.003
	Formatting/Structure	0.1838	0.4751	< .001	0.003
	Harmful/Illegal	0.0253	0.3165	0.132	0.003
	Rule/Scope Violations	-0.1345	0.1568	0.275	0.003
	Spam/Scams	-0.1550	0.1363	0.297	0.003
Minimal $\leftrightarrow$ Punctuated Visual-Temporal	Account Issues	-0.0871	—	—	0.393
	Content Quality	-0.5095	-0.4224	0.048	0.393
	Formatting/Structure	-0.0781	0.0090	0.962	0.393
	Harmful/Illegal	-0.1779	-0.0908	0.698	0.393
	Rule/Scope Violations	0.1181	0.2052	0.122	0.393
	Spam/Scams	0.0123	0.0994	0.551	0.393
Hedged Forward $\leftrightarrow$ Emphatic Negative Past	Account Issues	0.0047	—	—	0.969
	Content Quality	-0.2749	-0.2796	0.164	0.969
	Formatting/Structure	-0.3404	-0.3450	0.064	0.969
	Harmful/Illegal	-0.7316	-0.7363	0.001	0.969
	Rule/Scope Violations	-0.2065	-0.2112	0.169	0.969
	Spam/Scams	0.2167	0.2121	0.175	0.969
Attentive Need $\leftrightarrow$ Emphatic Causal	Account Issues	0.0948	—	—	0.422
	Content Quality	-0.2265	-0.3213	0.134	0.422
	Formatting/Structure	-0.4319	-0.5268	0.014	0.422
	Harmful/Illegal	-0.4390	-0.5338	0.030	0.422
	Rule/Scope Violations	-0.3579	-0.4527	0.012	0.422
	Spam/Scams	-0.2525	-0.3474	0.022	0.422
Formal Present $\leftrightarrow$ Temporal Situational	Account Issues	-0.0518	—	—	0.653
	Content Quality	0.3097	0.3615	0.071	0.653
	Formatting/Structure	-0.3086	-0.2568	0.249	0.653
	Harmful/Illegal	0.3581	0.4099	0.065	0.653
	Rule/Scope Violations	0.1374	0.1892	0.241	0.653
	Spam/Scams	-0.1340	-0.0822	0.626	0.653
Formal Temporal $\leftrightarrow$ Visual Netspeak	Account Issues	-0.0256	—	—	0.824
	Content Quality	-0.0560	-0.0305	0.870	0.824
	Formatting/Structure	-0.1871	-0.1615	0.360	0.824
	Harmful/Illegal	0.2144	0.2400	0.352	0.824
	Rule/Scope Violations	-0.3172	-0.2916	0.042	0.824
	Spam/Scams	0.1758	0.2014	0.204	0.824
Causal-Visual Obligatory $\leftrightarrow$ Present-Forward	Account Issues	0.0724	—	—	0.513
	Content Quality	-0.4723	-0.5447	0.005	0.513
	Formatting/Structure	0.1827	0.1103	0.528	0.513
	Harmful/Illegal	0.3363	0.2639	0.232	0.513
	Rule/Scope Violations	-0.0206	-0.0930	0.515	0.513
	Spam/Scams	-0.2315	-0.3039	0.027	0.513
Prosocial Negative $\leftrightarrow$ Difference-Marking	Account Issues	0.4533	—	—	0.001
	Content Quality	0.1042	-0.3491	0.121	0.001
	Formatting/Structure	0.5142	0.0610	0.771	0.001
	Harmful/Illegal	0.2122	-0.2411	0.332	0.001
	Rule/Scope Violations	0.5843	0.1310	0.467	0.001
	Spam/Scams	0.2771	-0.1762	0.314	0.001

Table 30: Effective slopes by moderation reason: Children (CH), Compliance. Reference = account issues (shown first per PC).

PC	Mod. Reason	Eff. Slope	Interaction $\Delta$	Int. $p$	Main $p$
Polite Reflective $\leftrightarrow$ Spatial Detached	Account Issues	0.0200	—	—	0.108
	Content Quality	-0.0592	-0.0792	0.007	0.108
	Formatting/Structure	-0.0045	-0.0246	0.206	0.108
	Harmful/Illegal	-0.1586	-0.1786	0.055	0.108
	Rule/Scope Violations	-0.0247	-0.0447	0.032	0.108
	Spam/Scams	-0.0335	-0.0535	0.013	0.108
Impersonal $\leftrightarrow$ Direct Positive Address	Account Issues	-0.0600	—	—	0.022
	Content Quality	-0.0574	0.0027	0.941	0.022
	Formatting/Structure	-0.0542	0.0058	0.903	0.022
	Harmful/Illegal	-0.0960	-0.0360	0.498	0.022
	Rule/Scope Violations	-0.0924	-0.0324	0.432	0.022
	Spam/Scams	-0.0636	-0.0036	0.922	0.022
Tech Direct $\leftrightarrow$ Tentatively Negative Paced	Account Issues	-0.0056	—	—	0.837
	Content Quality	-0.0450	-0.0394	0.241	0.837
	Formatting/Structure	0.0045	0.0101	0.820	0.837
	Harmful/Illegal	0.1762	0.1818	0.002	0.837
	Rule/Scope Violations	0.0467	0.0522	0.166	0.837
	Spam/Scams	-0.0022	0.0034	0.913	0.837
Causal Authority $\leftrightarrow$ Work-Time Framing	Account Issues	-0.0566	—	—	0.022
	Content Quality	-0.0442	0.0125	0.792	0.022
	Formatting/Structure	0.0236	0.0802	0.019	0.022
	Harmful/Illegal	0.0048	0.0614	0.204	0.022
	Rule/Scope Violations	-0.0103	0.0463	0.197	0.022
	Spam/Scams	0.0055	0.0621	0.062	0.022
Social Reference $\leftrightarrow$ Causal Explanation	Account Issues	0.0901	—	—	< .001
	Content Quality	0.0546	-0.0355	0.351	< .001
	Formatting/Structure	0.0321	-0.0580	0.140	< .001
	Harmful/Illegal	0.2551	0.1650	0.189	< .001
	Rule/Scope Violations	0.0687	-0.0214	0.631	< .001
	Spam/Scams	0.0687	-0.0214	0.568	< .001
Visual Attentional $\leftrightarrow$ Contracted Need	Account Issues	0.0451	—	—	0.275
	Content Quality	0.0059	-0.0392	0.418	0.275
	Formatting/Structure	-0.0448	-0.0899	0.100	0.275
	Harmful/Illegal	0.0883	0.0432	0.639	0.275
	Rule/Scope Violations	0.1120	0.0669	0.218	0.275
	Spam/Scams	0.1144	0.0693	0.153	0.275
Obligatory Need $\leftrightarrow$ Achievement Positive	Account Issues	0.0745	—	—	0.025
	Content Quality	0.0614	-0.0132	0.796	0.025
	Formatting/Structure	0.1417	0.0671	0.223	0.025
	Harmful/Illegal	0.1004	0.0258	0.667	0.025
	Rule/Scope Violations	-0.0703	-0.1448	0.004	0.025
	Spam/Scams	0.0062	-0.0683	0.147	0.025
Certain Authority $\leftrightarrow$ Reflective Uncertainty	Account Issues	0.0663	—	—	0.069
	Content Quality	0.0183	-0.0480	0.286	0.069
	Formatting/Structure	0.0262	-0.0401	0.354	0.069
	Harmful/Illegal	0.0113	-0.0550	0.308	0.069
	Rule/Scope Violations	0.0231	-0.0432	0.343	0.069
	Spam/Scams	0.0143	-0.0520	0.272	0.069
Causal Direct $\leftrightarrow$ Emphatic Prosocial	Account Issues	0.0953	—	—	0.017
	Content Quality	0.0202	-0.0751	0.133	0.017
	Formatting/Structure	0.1396	0.0443	0.342	0.017
	Harmful/Illegal	0.3270	0.2317	< .001	0.017

*Continued on next page*

PC	Mod. Reason	Eff. Slope	Interaction $\Delta$	Int. $p$	Main $p$
	Rule/Scope Violations	0.1043	0.0090	0.856	0.017
	Spam/Scams	0.0987	0.0035	0.944	0.017
Present Work $\leftrightarrow$ Future Attentive	Account Issues	0.0057	—	—	0.829
	Content Quality	-0.0075	-0.0132	0.758	0.829
	Formatting/Structure	0.0397	0.0339	0.471	0.829
	Harmful/Illegal	0.0284	0.0227	0.710	0.829
	Rule/Scope Violations	-0.0566	-0.0623	0.103	0.829
	Spam/Scams	-0.0014	-0.0072	0.858	0.829
Attentive Emphatic $\leftrightarrow$ Absolutist	Account Issues	0.0268	—	—	0.513
	Content Quality	-0.0079	-0.0348	0.555	0.513
	Formatting/Structure	0.0122	-0.0146	0.762	0.513
	Harmful/Illegal	-0.0068	-0.0336	0.587	0.513
	Rule/Scope Violations	-0.0075	-0.0343	0.499	0.513
	Spam/Scams	-0.0954	-0.1222	0.013	0.513
Obligation Discrepancy $\leftrightarrow$ Appealing Elaborated	Account Issues	0.0334	—	—	0.280
	Content Quality	-0.1025	-0.1359	0.018	0.280
	Formatting/Structure	-0.0615	-0.0950	0.033	0.280
	Harmful/Illegal	-0.1310	-0.1644	0.012	0.280
	Rule/Scope Violations	-0.0454	-0.0789	0.051	0.280
	Spam/Scams	0.0270	-0.0065	0.899	0.280
Minimal $\leftrightarrow$ Punctuated Visual-Temporal	Account Issues	-0.0125	—	—	0.703
	Content Quality	-0.0414	-0.0289	0.559	0.703
	Formatting/Structure	-0.0182	-0.0058	0.919	0.703
	Harmful/Illegal	-0.0352	-0.0227	0.720	0.703
	Rule/Scope Violations	-0.0269	-0.0144	0.745	0.703
	Spam/Scams	0.0056	0.0181	0.684	0.703
Hedged Forward $\leftrightarrow$ Emphatic Negative Past	Account Issues	-0.0093	—	—	0.827
	Content Quality	-0.0432	-0.0339	0.565	0.827
	Formatting/Structure	0.0723	0.0816	0.196	0.827
	Harmful/Illegal	0.2339	0.2432	< .001	0.827
	Rule/Scope Violations	-0.0412	-0.0318	0.527	0.827
	Spam/Scams	-0.0900	-0.0806	0.157	0.827
Attentive Need $\leftrightarrow$ Emphatic Causal	Account Issues	-0.0333	—	—	0.405
	Content Quality	0.0277	0.0610	0.240	0.405
	Formatting/Structure	0.1148	0.1482	0.017	0.405
	Harmful/Illegal	0.0160	0.0493	0.515	0.405
	Rule/Scope Violations	0.1453	0.1787	< .001	0.405
	Spam/Scams	-0.0239	0.0094	0.866	0.405
Formal Present $\leftrightarrow$ Temporal Situational	Account Issues	0.0959	—	—	0.011
	Content Quality	-0.0083	-0.1042	0.020	0.011
	Formatting/Structure	0.0336	-0.0623	0.369	0.011
	Harmful/Illegal	-0.0652	-0.1611	0.006	0.011
	Rule/Scope Violations	-0.1147	-0.2106	< .001	0.011
	Spam/Scams	-0.0373	-0.1332	0.015	0.011
Formal Temporal $\leftrightarrow$ Visual Netspeak	Account Issues	0.0152	—	—	0.701
	Content Quality	-0.0316	-0.0469	0.428	0.701
	Formatting/Structure	-0.0057	-0.0209	0.683	0.701
	Harmful/Illegal	-0.0799	-0.0951	0.448	0.701
	Rule/Scope Violations	0.0297	0.0145	0.758	0.701
	Spam/Scams	-0.0105	-0.0258	0.586	0.701
Causal-Visual Obligatory $\leftrightarrow$ Present-Forward	Account Issues	-0.0539	—	—	0.103
	Content Quality	0.0489	0.1029	0.076	0.103
	Formatting/Structure	-0.0365	0.0174	0.779	0.103
	Harmful/Illegal	-0.0787	-0.0248	0.749	0.103
	Rule/Scope Violations	-0.0049	0.0491	0.259	0.103

*Continued on next page*

PC	Mod. Reason	Eff. Slope	Interaction $\Delta$	Int. $p$	Main $p$
	Spam/Scams	0.0540	0.1080	0.013	0.103
Prosocial Negative $\leftrightarrow$ Difference-Marking	Account Issues	-0.1515	—	—	< .001
	Content Quality	-0.1013	0.0502	0.341	< .001
	Formatting/Structure	-0.1661	-0.0146	0.804	< .001
	Harmful/Illegal	-0.0093	0.1422	0.056	< .001
	Rule/Scope Violations	-0.1335	0.0180	0.729	< .001
	Spam/Scams	-0.0466	0.1049	0.043	< .001

## D FDR-Corrected Interaction Terms

The following tables list all PC  $\times$  moderation-reason interaction terms from the logistic models, with Benjamini-Hochberg FDR correction applied within each outcome  $\times$  PCA-set block.  $\checkmark$  denotes  $q_{\text{FDR}} < .05$ .

Table 31: FDR-corrected interactions: High-Level (HL), Self-Censor.

PC	Mod. Reason	$\hat{\beta}$	$p$	$q_{\text{FDR}}$	Sig.
Conversational $\leftrightarrow$ Analytical	Content Quality	0.0318	0.068	0.275	
	Formatting/Structure	0.0113	0.450	0.672	
	Harmful/Illegal	0.0645	0.004	0.110	
	Rule/Scope Violations	0.0112	0.455	0.672	
	Spam/Scams	-0.0002	0.989	0.989	
Sparse $\leftrightarrow$ Motivationally Rich	Content Quality	0.0051	0.847	0.917	
	Formatting/Structure	0.0193	0.297	0.552	
	Harmful/Illegal	-0.0454	0.051	0.254	
	Rule/Scope Violations	0.0030	0.876	0.918	
	Spam/Scams	-0.0256	0.206	0.440	
Detached Formal $\leftrightarrow$ Warm Social	Content Quality	-0.0466	0.045	0.242	
	Formatting/Structure	0.0354	0.142	0.356	
	Harmful/Illegal	0.0258	0.388	0.615	
	Rule/Scope Violations	-0.0073	0.800	0.912	
	Spam/Scams	-0.0749	0.005	0.110	
Vague Hedged $\leftrightarrow$ Concrete Specific	Content Quality	-0.0390	0.191	0.428	
	Formatting/Structure	0.0597	0.018	0.136	
	Harmful/Illegal	0.0429	0.236	0.479	
	Rule/Scope Violations	0.0649	0.031	0.183	
	Spam/Scams	0.0446	0.122	0.337	
Elaborated $\leftrightarrow$ Quantified Direct	Content Quality	-0.0403	0.331	0.567	
	Formatting/Structure	-0.0633	0.014	0.131	
	Harmful/Illegal	0.0867	0.014	0.131	
	Rule/Scope Violations	-0.0053	0.862	0.918	
	Spam/Scams	-0.0394	0.113	0.337	
Cultural Authentic $\leftrightarrow$ Prohibitive Negation	Content Quality	-0.0188	0.630	0.824	
	Formatting/Structure	0.0108	0.716	0.862	
	Harmful/Illegal	0.0124	0.750	0.886	
	Rule/Scope Violations	-0.0544	0.124	0.337	
	Spam/Scams	0.0501	0.121	0.337	
Formal Document $\leftrightarrow$ Numerical Authority	Content Quality	0.0363	0.391	0.615	
	Formatting/Structure	-0.0483	0.139	0.356	
	Harmful/Illegal	0.0809	0.007	0.110	
	Rule/Scope Violations	-0.0189	0.646	0.824	
	Spam/Scams	0.0091	0.840	0.917	
Brief $\leftrightarrow$ Long-form Elaborate	Content Quality	-0.0322	0.323	0.567	
	Formatting/Structure	0.0922	0.008	0.110	

*Continued on next page*

PC	Mod. Reason	$\hat{\beta}$	$p$	$q_{\text{FDR}}$	Sig.
	Harmful/Illegal	-0.0096	0.819	0.917	
	Rule/Scope Violations	0.0630	0.086	0.293	
	Spam/Scams	0.0514	0.164	0.394	
Lifestyle-Personal ↔ Community-Scale Numerical	Content Quality	0.0182	0.617	0.824	
	Formatting/Structure	0.0103	0.777	0.902	
	Harmful/Illegal	0.0326	0.397	0.615	
	Rule/Scope Violations	0.0631	0.073	0.279	
	Spam/Scams	0.0905	0.020	0.136	
Cultural Formal ↔ Netspeak Informal	Content Quality	-0.0277	0.509	0.729	
	Formatting/Structure	0.0186	0.638	0.824	
	Harmful/Illegal	0.0151	0.695	0.853	
	Rule/Scope Violations	0.0750	0.060	0.259	
	Spam/Scams	-0.0027	0.932	0.947	
Action-Oriented ↔ Logically Elaborated	Content Quality	-0.0494	0.278	0.531	
	Formatting/Structure	-0.0401	0.210	0.440	
	Harmful/Illegal	0.0048	0.890	0.919	
	Rule/Scope Violations	0.0297	0.536	0.742	
	Spam/Scams	0.0320	0.354	0.590	
Prohibitive Negation ↔ Descriptive Positive	Content Quality	-0.1189	0.021	0.136	
	Formatting/Structure	-0.0197	0.661	0.827	
	Harmful/Illegal	-0.0741	0.121	0.337	
	Rule/Scope Violations	-0.0545	0.255	0.503	
	Spam/Scams	-0.0889	0.082	0.293	
Perceptual-Structured ↔ Adverbially Hedged	Content Quality	0.0336	0.516	0.729	
	Formatting/Structure	-0.0479	0.311	0.562	
	Harmful/Illegal	0.0986	0.055	0.257	
	Rule/Scope Violations	-0.1201	0.008	0.110	
	Spam/Scams	0.0608	0.175	0.407	

Table 32: FDR-corrected interactions: High-Level (HL), Resistance.

PC	Mod. Reason	$\hat{\beta}$	$p$	$q_{\text{FDR}}$	Sig.
Conversational ↔ Analytical	Content Quality	0.2000	0.022	0.121	
	Formatting/Structure	0.0350	0.730	0.862	
	Harmful/Illegal	0.0085	0.930	0.960	
	Rule/Scope Violations	0.1078	0.165	0.345	
	Spam/Scams	0.2109	0.019	0.117	
Sparse ↔ Motivationally Rich	Content Quality	0.1835	0.062	0.197	
	Formatting/Structure	-0.0471	0.593	0.771	
	Harmful/Illegal	0.1980	0.107	0.280	
	Rule/Scope Violations	0.1860	0.011	0.104	
	Spam/Scams	0.1753	0.020	0.117	
Detached Formal ↔ Warm Social	Content Quality	0.1719	0.133	0.308	
	Formatting/Structure	-0.0671	0.612	0.780	
	Harmful/Illegal	-0.1015	0.467	0.674	
	Rule/Scope Violations	-0.0170	0.858	0.960	
	Spam/Scams	0.2295	0.013	0.106	
Vague Hedged ↔ Concrete Specific	Content Quality	0.0595	0.666	0.802	
	Formatting/Structure	-0.0206	0.900	0.960	
	Harmful/Illegal	0.5294	0.009	0.103	
	Rule/Scope Violations	0.1040	0.423	0.639	
	Spam/Scams	0.1271	0.325	0.568	

*Continued on next page*

PC	Mod. Reason	$\hat{\beta}$	$p$	$q_{\text{FDR}}$	Sig.
Elaborated ↔ Quantified Direct	Content Quality	0.2384	0.061	0.197	
	Formatting/Structure	0.2524	0.048	0.184	
	Harmful/Illegal	-0.0813	0.537	0.727	
	Rule/Scope Violations	-0.0102	0.920	0.960	
	Spam/Scams	0.2371	0.019	0.117	
Cultural Authentic ↔ Prohibitive Negation	Content Quality	-0.1279	0.342	0.570	
	Formatting/Structure	-0.1768	0.180	0.354	
	Harmful/Illegal	-0.0983	0.487	0.679	
	Rule/Scope Violations	-0.1227	0.332	0.568	
	Spam/Scams	-0.1530	0.155	0.335	
Formal Document ↔ Numerical Authority	Content Quality	-0.0040	0.982	0.982	
	Formatting/Structure	-0.1615	0.288	0.521	
	Harmful/Illegal	-0.1021	0.459	0.674	
	Rule/Scope Violations	0.1447	0.211	0.400	
	Spam/Scams	-0.2974	0.028	0.129	
Brief ↔ Long-form Elaborate	Content Quality	0.6164	< .001	0.005	✓
	Formatting/Structure	0.3376	0.074	0.219	
	Harmful/Illegal	0.7100	0.009	0.103	
	Rule/Scope Violations	0.2613	0.137	0.308	
	Spam/Scams	0.3443	0.064	0.197	
Lifestyle-Personal ↔ Community-Scale Numerical	Content Quality	-0.0570	0.768	0.884	
	Formatting/Structure	0.3738	0.004	0.069	
	Harmful/Illegal	0.8001	< .001	0.013	✓
	Rule/Scope Violations	0.0999	0.491	0.679	
	Spam/Scams	-0.0924	0.555	0.737	
Cultural Formal ↔ Netspeak Informal	Content Quality	0.0242	0.917	0.960	
	Formatting/Structure	-0.0291	0.903	0.960	
	Harmful/Illegal	-0.3905	0.026	0.129	
	Rule/Scope Violations	-0.2920	0.115	0.280	
	Spam/Scams	0.0519	0.775	0.884	
Action-Oriented ↔ Logically Elaborated	Content Quality	0.0117	0.951	0.966	
	Formatting/Structure	-0.5513	0.001	0.026	✓
	Harmful/Illegal	-0.4164	0.035	0.141	
	Rule/Scope Violations	-0.2398	0.088	0.248	
	Spam/Scams	-0.2988	0.057	0.197	
Prohibitive Negation ↔ Descriptive Positive	Content Quality	0.0744	0.662	0.802	
	Formatting/Structure	0.1464	0.420	0.639	
	Harmful/Illegal	-0.1220	0.652	0.802	
	Rule/Scope Violations	0.2199	0.179	0.354	
	Spam/Scams	0.2869	0.113	0.280	
Perceptual-Structured ↔ Adverbially Hedged	Content Quality	-0.2353	0.215	0.400	
	Formatting/Structure	0.2256	0.396	0.628	
	Harmful/Illegal	-0.4994	0.030	0.130	
	Rule/Scope Violations	0.1528	0.369	0.600	
	Spam/Scams	-0.2688	0.116	0.280	

Table 33: FDR-corrected interactions: High-Level (HL), Compliance.

PC	Mod. Reason	$\hat{\beta}$	$p$	$q_{\text{FDR}}$	Sig.
Conversational ↔ Analytical	Content Quality	0.0152	0.490	0.678	
	Formatting/Structure	0.0477	0.078	0.242	
	Harmful/Illegal	0.0761	0.020	0.140	
	Rule/Scope Violations	0.0352	0.100	0.272	

*Continued on next page*

PC	Mod. Reason	$\hat{\beta}$	$p$	$q_{FDR}$	Sig.
	Spam/Scams	0.0055	0.806	0.888	
Sparse ↔ Motivationally Rich	Content Quality	-0.0197	0.456	0.678	
	Formatting/Structure	0.0017	0.951	0.964	
	Harmful/Illegal	-0.1131	0.162	0.340	
	Rule/Scope Violations	-0.0474	0.026	0.153	
	Spam/Scams	-0.0210	0.425	0.674	
Detached Formal ↔ Warm Social	Content Quality	-0.0439	0.136	0.303	
	Formatting/Structure	-0.0461	0.265	0.465	
	Harmful/Illegal	0.0244	0.511	0.678	
	Rule/Scope Violations	-0.0025	0.948	0.964	
	Spam/Scams	-0.0563	0.062	0.215	
Vague Hedged ↔ Concrete Specific	Content Quality	0.0706	0.021	0.140	
	Formatting/Structure	-0.0031	0.947	0.964	
	Harmful/Illegal	-0.2010	0.040	0.201	
	Rule/Scope Violations	0.0132	0.692	0.791	
	Spam/Scams	-0.0159	0.651	0.784	
Elaborated ↔ Quantified Direct	Content Quality	-0.0159	0.689	0.791	
	Formatting/Structure	-0.0537	0.194	0.371	
	Harmful/Illegal	0.1071	0.002	0.060	
	Rule/Scope Violations	0.0401	0.299	0.498	
	Spam/Scams	-0.0712	0.018	0.140	
Cultural Authentic ↔ Prohibitive Negation	Content Quality	0.0045	0.905	0.964	
	Formatting/Structure	-0.0050	0.907	0.964	
	Harmful/Illegal	-0.1002	0.077	0.242	
	Rule/Scope Violations	0.0433	0.205	0.381	
	Spam/Scams	-0.0346	0.435	0.674	
Formal Document ↔ Numerical Authority	Content Quality	0.0358	0.493	0.678	
	Formatting/Structure	0.1148	0.028	0.153	
	Harmful/Illegal	0.0897	0.089	0.252	
	Rule/Scope Violations	-0.0322	0.508	0.678	
	Spam/Scams	0.1040	0.019	0.140	
Brief ↔ Long-form Elaborate	Content Quality	-0.0627	0.107	0.278	
	Formatting/Structure	-0.1293	0.006	0.098	
	Harmful/Illegal	-0.1862	0.217	0.392	
	Rule/Scope Violations	-0.0753	0.059	0.215	
	Spam/Scams	-0.0954	0.009	0.115	
Lifestyle-Personal ↔ Community-Scale Numerical	Content Quality	0.0643	0.184	0.362	
	Formatting/Structure	-0.0906	0.060	0.215	
	Harmful/Illegal	-0.1848	0.020	0.140	
	Rule/Scope Violations	-0.0551	0.290	0.497	
	Spam/Scams	0.0310	0.568	0.724	
Cultural Formal ↔ Netspeak Informal	Content Quality	-0.0888	0.084	0.249	
	Formatting/Structure	-0.0235	0.694	0.791	
	Harmful/Illegal	0.0267	0.647	0.784	
	Rule/Scope Violations	-0.0351	0.474	0.678	
	Spam/Scams	-0.0394	0.436	0.674	
Action-Oriented ↔ Logically Elaborated	Content Quality	0.0768	0.171	0.348	
	Formatting/Structure	0.2158	< .001	0.028	✓
	Harmful/Illegal	0.1043	0.117	0.284	
	Rule/Scope Violations	0.1316	0.006	0.098	
	Spam/Scams	0.0889	0.118	0.284	
Prohibitive Negation ↔ Descriptive Positive	Content Quality	-0.0993	0.063	0.215	
	Formatting/Structure	-0.0788	0.140	0.303	
	Harmful/Illegal	0.0309	0.801	0.888	

*Continued on next page*

PC	Mod. Reason	$\hat{\beta}$	$p$	$q_{\text{FDR}}$	Sig.
	Rule/Scope Violations	-0.1000	0.052	0.215	
	Spam/Scams	-0.1236	0.046	0.213	
Perceptual-Structured ↔ Adverbially Hedged	Content Quality	-0.0302	0.607	0.759	
	Formatting/Structure	-0.0966	0.137	0.303	
	Harmful/Illegal	0.0563	0.469	0.678	
	Rule/Scope Violations	-0.0025	0.964	0.964	
	Spam/Scams	-0.0376	0.530	0.689	

Table 34: FDR-corrected interactions: Children (CH), Self-Censor.

PC	Mod. Reason	$\hat{\beta}$	$p$	$q_{\text{FDR}}$	Sig.
Polite Reflective ↔ Spatial Detached	Content Quality	0.0001	0.997	0.997	
	Formatting/Structure	-0.0023	0.885	0.991	
	Harmful/Illegal	-0.0169	0.672	0.841	
	Rule/Scope Violations	-0.0004	0.984	0.997	
	Spam/Scams	0.0245	0.166	0.365	
Impersonal ↔ Direct Positive Address	Content Quality	0.0167	0.444	0.714	
	Formatting/Structure	0.0437	0.064	0.202	
	Harmful/Illegal	0.0846	0.004	0.028	✓
	Rule/Scope Violations	0.0279	0.294	0.516	
	Spam/Scams	-0.0255	0.256	0.486	
Tech Direct ↔ Tentatively Negative Paced	Content Quality	0.0143	0.612	0.838	
	Formatting/Structure	-0.0335	0.229	0.444	
	Harmful/Illegal	0.0203	0.664	0.841	
	Rule/Scope Violations	-0.0774	0.002	0.019	✓
	Spam/Scams	0.0004	0.987	0.997	
Causal Authority ↔ Work-Time Framing	Content Quality	0.0913	0.010	0.055	
	Formatting/Structure	-0.0687	0.005	0.036	✓
	Harmful/Illegal	0.0568	0.058	0.192	
	Rule/Scope Violations	-0.0025	0.914	0.991	
	Spam/Scams	0.0670	0.006	0.038	✓
Social Reference ↔ Causal Explanation	Content Quality	-0.0525	0.081	0.218	
	Formatting/Structure	-0.0978	< .001	0.011	✓
	Harmful/Illegal	-0.0748	0.104	0.260	
	Rule/Scope Violations	0.0297	0.291	0.516	
	Spam/Scams	-0.0719	0.007	0.041	✓
Visual Attentional ↔ Contracted Need	Content Quality	-0.0516	0.145	0.335	
	Formatting/Structure	-0.1214	0.001	0.013	✓
	Harmful/Illegal	-0.0787	0.050	0.181	
	Rule/Scope Violations	0.0028	0.935	0.991	
	Spam/Scams	-0.0128	0.688	0.849	
Obligatory Need ↔ Achievement Positive	Content Quality	-0.0039	0.928	0.991	
	Formatting/Structure	0.0142	0.749	0.901	
	Harmful/Illegal	0.0610	0.305	0.524	
	Rule/Scope Violations	-0.0031	0.938	0.991	
	Spam/Scams	-0.0755	0.103	0.260	
Certain Authority ↔ Reflective Uncertainty	Content Quality	-0.0160	0.626	0.838	
	Formatting/Structure	0.0427	0.169	0.365	
	Harmful/Illegal	0.0248	0.535	0.769	
	Rule/Scope Violations	0.0134	0.650	0.838	
	Spam/Scams	0.0109	0.732	0.891	
Causal Direct ↔ Emphatic Prosocial	Content Quality	0.0776	0.029	0.139	

*Continued on next page*

PC	Mod. Reason	$\hat{\beta}$	$p$	$q_{\text{FDR}}$	Sig.
	Formatting/Structure	-0.1056	< .001	0.011	✓
	Harmful/Illegal	-0.0049	0.915	0.991	
	Rule/Scope Violations	-0.0592	0.102	0.260	
	Spam/Scams	-0.0418	0.182	0.384	
Present Work ↔ Future Attentive	Content Quality	0.0414	0.309	0.524	
	Formatting/Structure	-0.0651	0.048	0.181	
	Harmful/Illegal	0.0246	0.542	0.769	
	Rule/Scope Violations	0.0392	0.273	0.498	
	Spam/Scams	0.0287	0.426	0.699	
Attentive Emphatic ↔ Absolutist	Content Quality	-0.0794	0.031	0.140	
	Formatting/Structure	-0.0626	0.046	0.181	
	Harmful/Illegal	0.0763	0.072	0.202	
	Rule/Scope Violations	0.0096	0.775	0.921	
	Spam/Scams	0.0731	0.157	0.354	
Obligation Discrepancy ↔ Appealing Elaborated	Content Quality	0.0584	0.112	0.272	
	Formatting/Structure	-0.1144	< .001	0.011	✓
	Harmful/Illegal	-0.1134	0.003	0.025	✓
	Rule/Scope Violations	-0.0449	0.193	0.399	
	Spam/Scams	-0.0887	0.072	0.202	
Minimal ↔ Punctuated Visual-Temporal	Content Quality	0.0218	0.515	0.764	
	Formatting/Structure	-0.0593	0.070	0.202	
	Harmful/Illegal	0.0167	0.652	0.838	
	Rule/Scope Violations	-0.0907	0.006	0.041	✓
	Spam/Scams	-0.0862	0.002	0.021	✓
Hedged Forward ↔ Emphatic Negative Past	Content Quality	0.0636	0.059	0.192	
	Formatting/Structure	0.0240	0.522	0.764	
	Harmful/Illegal	0.1009	0.047	0.181	
	Rule/Scope Violations	-0.0057	0.866	0.991	
	Spam/Scams	-0.0286	0.468	0.715	
Attentive Need ↔ Emphatic Causal	Content Quality	0.0455	0.272	0.498	
	Formatting/Structure	0.0781	0.055	0.192	
	Harmful/Illegal	0.0975	0.029	0.139	
	Rule/Scope Violations	0.0727	0.048	0.181	
	Spam/Scams	0.1150	0.008	0.046	✓
Formal Present ↔ Temporal Situational	Content Quality	0.0014	0.970	0.997	
	Formatting/Structure	0.1533	< .001	0.006	✓
	Harmful/Illegal	-0.0520	0.211	0.417	
	Rule/Scope Violations	0.1071	0.002	0.019	✓
	Spam/Scams	0.1391	< .001	0.006	✓
Formal Temporal ↔ Visual Netspeak	Content Quality	0.0316	0.350	0.584	
	Formatting/Structure	0.0443	0.199	0.403	
	Harmful/Illegal	-0.0316	0.468	0.715	
	Rule/Scope Violations	0.1073	< .001	0.011	✓
	Spam/Scams	0.0165	0.626	0.838	
Causal-Visual Obligatory ↔ Present-Forward	Content Quality	0.0228	0.601	0.838	
	Formatting/Structure	-0.0299	0.451	0.714	
	Harmful/Illegal	0.0054	0.899	0.991	
	Rule/Scope Violations	0.0079	0.843	0.988	
	Spam/Scams	0.0270	0.474	0.715	
Prosocial Negative ↔ Difference-Marking	Content Quality	0.0708	0.130	0.310	
	Formatting/Structure	0.0765	0.071	0.202	
	Harmful/Illegal	0.0240	0.648	0.838	
	Rule/Scope Violations	-0.0020	0.957	0.997	
	Spam/Scams	-0.0055	0.915	0.991	

Table 35: FDR-corrected interactions: Children (CH), Resistance.

PC	Mod. Reason	$\hat{\beta}$	$p$	$q_{\text{FDR}}$	Sig.
Polite Reflective ↔ Spatial Detached	Content Quality	0.0536	0.467	0.662	
	Formatting/Structure	-0.0256	0.667	0.820	
	Harmful/Illegal	0.2691	0.091	0.273	
	Rule/Scope Violations	0.0262	0.669	0.820	
	Spam/Scams	0.0130	0.846	0.917	
Impersonal ↔ Direct Positive Address	Content Quality	0.3510	0.008	0.078	
	Formatting/Structure	0.0185	0.922	0.945	
	Harmful/Illegal	0.3981	0.015	0.106	
	Rule/Scope Violations	0.4004	0.003	0.046	✓
	Spam/Scams	0.2803	0.016	0.106	
Tech Direct ↔ Tentatively Negative Paced	Content Quality	-0.2138	0.100	0.289	
	Formatting/Structure	0.0468	0.779	0.878	
	Harmful/Illegal	-0.4568	0.002	0.037	✓
	Rule/Scope Violations	-0.1313	0.262	0.452	
	Spam/Scams	-0.0253	0.794	0.878	
Causal Authority ↔ Work-Time Framing	Content Quality	-0.0493	0.744	0.872	
	Formatting/Structure	-0.0128	0.925	0.945	
	Harmful/Illegal	-0.2015	0.156	0.379	
	Rule/Scope Violations	-0.0290	0.794	0.878	
	Spam/Scams	-0.3405	0.002	0.037	✓
Social Reference ↔ Causal Explanation	Content Quality	0.0117	0.945	0.955	
	Formatting/Structure	0.3135	0.033	0.151	
	Harmful/Illegal	-0.3086	0.222	0.423	
	Rule/Scope Violations	-0.1253	0.315	0.496	
	Spam/Scams	0.1338	0.231	0.423	
Visual Attentional ↔ Contracted Need	Content Quality	-0.0540	0.787	0.878	
	Formatting/Structure	0.4159	0.030	0.150	
	Harmful/Illegal	-0.2523	0.229	0.423	
	Rule/Scope Violations	-0.3237	0.036	0.155	
	Spam/Scams	-0.5055	< .001	0.025	✓
Obligatory Need ↔ Achievement Positive	Content Quality	-0.2889	0.092	0.273	
	Formatting/Structure	-0.5179	0.026	0.150	
	Harmful/Illegal	0.1165	0.510	0.697	
	Rule/Scope Violations	0.3393	0.033	0.151	
	Spam/Scams	0.2217	0.196	0.404	
Certain Authority ↔ Reflective Uncertainty	Content Quality	-0.0226	0.879	0.917	
	Formatting/Structure	-0.1311	0.321	0.496	
	Harmful/Illegal	-0.2492	0.184	0.388	
	Rule/Scope Violations	-0.0893	0.521	0.697	
	Spam/Scams	-0.0617	0.665	0.820	
Causal Direct ↔ Emphatic Prosocial	Content Quality	-0.0392	0.862	0.917	
	Formatting/Structure	0.0645	0.673	0.820	
	Harmful/Illegal	-0.7319	< .001	0.026	✓
	Rule/Scope Violations	-0.0309	0.862	0.917	
	Spam/Scams	0.0946	0.520	0.697	
Present Work ↔ Future Attentive	Content Quality	-0.3066	0.059	0.208	
	Formatting/Structure	-0.1409	0.275	0.458	
	Harmful/Illegal	-0.3273	0.048	0.177	
	Rule/Scope Violations	-0.1664	0.160	0.379	
	Spam/Scams	-0.1756	0.113	0.316	
Attentive Emphatic ↔ Absolutist	Content Quality	0.4567	0.008	0.078	
	Formatting/Structure	0.1789	0.225	0.423	

*Continued on next page*

PC	Mod. Reason	$\hat{\beta}$	$p$	$q_{FDR}$	Sig.
	Harmful/Illegal	-0.0790	0.697	0.829	
	Rule/Scope Violations	0.1339	0.324	0.496	
	Spam/Scams	0.2748	0.042	0.165	
Obligation Discrepancy ↔ Appealing Elaborated	Content Quality	-0.2389	0.183	0.388	
	Formatting/Structure	0.4751	< .001	0.017	✓
	Harmful/Illegal	0.3165	0.132	0.336	
	Rule/Scope Violations	0.1568	0.275	0.458	
	Spam/Scams	0.1363	0.297	0.487	
Minimal ↔ Punctuated Visual-Temporal	Content Quality	-0.4224	0.048	0.177	
	Formatting/Structure	0.0090	0.962	0.962	
	Harmful/Illegal	-0.0908	0.698	0.829	
	Rule/Scope Violations	0.2052	0.122	0.323	
	Spam/Scams	0.0994	0.551	0.717	
Hedged Forward ↔ Emphatic Negative Past	Content Quality	-0.2796	0.164	0.379	
	Formatting/Structure	-0.3450	0.064	0.212	
	Harmful/Illegal	-0.7363	0.001	0.026	✓
	Rule/Scope Violations	-0.2112	0.169	0.381	
	Spam/Scams	0.2121	0.175	0.386	
Attentive Need ↔ Emphatic Causal	Content Quality	-0.3213	0.134	0.336	
	Formatting/Structure	-0.5268	0.014	0.106	
	Harmful/Illegal	-0.5338	0.030	0.150	
	Rule/Scope Violations	-0.4527	0.012	0.100	
	Spam/Scams	-0.3474	0.022	0.139	
Formal Present ↔ Temporal Situational	Content Quality	0.3615	0.071	0.226	
	Formatting/Structure	-0.2568	0.249	0.439	
	Harmful/Illegal	0.4099	0.065	0.212	
	Rule/Scope Violations	0.1892	0.241	0.433	
	Spam/Scams	-0.0822	0.626	0.803	
Formal Temporal ↔ Visual Netspeak	Content Quality	-0.0305	0.870	0.917	
	Formatting/Structure	-0.1615	0.360	0.527	
	Harmful/Illegal	0.2400	0.352	0.522	
	Rule/Scope Violations	-0.2916	0.042	0.165	
	Spam/Scams	0.2014	0.204	0.413	
Causal-Visual Obligatory ↔ Present-Forward	Content Quality	-0.5447	0.005	0.055	
	Formatting/Structure	0.1103	0.528	0.697	
	Harmful/Illegal	0.2639	0.232	0.423	
	Rule/Scope Violations	-0.0930	0.515	0.697	
	Spam/Scams	-0.3039	0.027	0.150	
Prosocial Negative ↔ Difference-Marking	Content Quality	-0.3491	0.121	0.323	
	Formatting/Structure	0.0610	0.771	0.878	
	Harmful/Illegal	-0.2411	0.332	0.501	
	Rule/Scope Violations	0.1310	0.467	0.662	
	Spam/Scams	-0.1762	0.314	0.496	

Table 36: FDR-corrected interactions: Children (CH), Compliance.

PC	Mod. Reason	$\hat{\beta}$	$p$	$q_{FDR}$	Sig.
Polite Reflective ↔ Spatial Detached	Content Quality	-0.0792	0.007	0.085	
	Formatting/Structure	-0.0246	0.206	0.516	
	Harmful/Illegal	-0.1786	0.055	0.231	
	Rule/Scope Violations	-0.0447	0.032	0.165	
	Spam/Scams	-0.0535	0.013	0.105	

*Continued on next page*

PC	Mod. Reason	$\hat{\beta}$	<i>p</i>	<i>q</i> <sub>FDR</sub>	Sig.
Impersonal ↔ Direct Positive Address	Content Quality	0.0027	0.941	0.944	
	Formatting/Structure	0.0058	0.903	0.942	
	Harmful/Illegal	-0.0360	0.498	0.804	
	Rule/Scope Violations	-0.0324	0.432	0.746	
	Spam/Scams	-0.0036	0.922	0.942	
Tech Direct ↔ Tentatively Negative Paced	Content Quality	-0.0394	0.241	0.545	
	Formatting/Structure	0.0101	0.820	0.916	
	Harmful/Illegal	0.1818	0.002	0.039	✓
	Rule/Scope Violations	0.0522	0.166	0.478	
	Spam/Scams	0.0034	0.913	0.942	
Causal Authority ↔ Work-Time Framing	Content Quality	0.0125	0.792	0.909	
	Formatting/Structure	0.0802	0.019	0.109	
	Harmful/Illegal	0.0614	0.204	0.516	
	Rule/Scope Violations	0.0463	0.197	0.516	
	Spam/Scams	0.0621	0.062	0.247	
Social Reference ↔ Causal Explanation	Content Quality	-0.0355	0.351	0.660	
	Formatting/Structure	-0.0580	0.140	0.458	
	Harmful/Illegal	0.1650	0.189	0.516	
	Rule/Scope Violations	-0.0214	0.631	0.879	
	Spam/Scams	-0.0214	0.568	0.830	
Visual Attentional ↔ Contracted Need	Content Quality	-0.0392	0.418	0.746	
	Formatting/Structure	-0.0899	0.100	0.364	
	Harmful/Illegal	0.0432	0.639	0.879	
	Rule/Scope Violations	0.0669	0.218	0.530	
	Spam/Scams	0.0693	0.153	0.467	
Obligatory Need ↔ Achievement Positive	Content Quality	-0.0132	0.796	0.909	
	Formatting/Structure	0.0671	0.223	0.530	
	Harmful/Illegal	0.0258	0.667	0.902	
	Rule/Scope Violations	-0.1448	0.004	0.063	
	Spam/Scams	-0.0683	0.147	0.465	
Certain Authority ↔ Reflective Uncertainty	Content Quality	-0.0480	0.286	0.603	
	Formatting/Structure	-0.0401	0.354	0.660	
	Harmful/Illegal	-0.0550	0.308	0.636	
	Rule/Scope Violations	-0.0432	0.343	0.660	
	Spam/Scams	-0.0520	0.272	0.587	
Causal Direct ↔ Emphatic Prosocial	Content Quality	-0.0751	0.133	0.452	
	Formatting/Structure	0.0443	0.342	0.660	
	Harmful/Illegal	0.2317	< .001	0.022	✓
	Rule/Scope Violations	0.0090	0.856	0.935	
	Spam/Scams	0.0035	0.944	0.944	
Present Work ↔ Future Attentive	Content Quality	-0.0132	0.758	0.905	
	Formatting/Structure	0.0339	0.471	0.786	
	Harmful/Illegal	0.0227	0.710	0.905	
	Rule/Scope Violations	-0.0623	0.103	0.364	
	Spam/Scams	-0.0072	0.858	0.935	
Attentive Emphatic ↔ Absolutist	Content Quality	-0.0348	0.555	0.830	
	Formatting/Structure	-0.0146	0.762	0.905	
	Harmful/Illegal	-0.0336	0.587	0.833	
	Rule/Scope Violations	-0.0343	0.499	0.804	
	Spam/Scams	-0.1222	0.013	0.105	
Obligation Discrepancy ↔ Appealing Elaborated	Content Quality	-0.1359	0.018	0.109	
	Formatting/Structure	-0.0950	0.033	0.165	
	Harmful/Illegal	-0.1644	0.012	0.105	
	Rule/Scope Violations	-0.0789	0.051	0.230	

*Continued on next page*

PC	Mod. Reason	$\hat{\beta}$	$p$	$q_{FDR}$	Sig.
	Spam/Scams	-0.0065	0.899	0.942	
Minimal ↔ Punctuated Visual-Temporal	Content Quality	-0.0289	0.559	0.830	
	Formatting/Structure	-0.0058	0.919	0.942	
	Harmful/Illegal	-0.0227	0.720	0.905	
	Rule/Scope Violations	-0.0144	0.745	0.905	
	Spam/Scams	0.0181	0.684	0.902	
Hedged Forward ↔ Emphatic Negative Past	Content Quality	-0.0339	0.565	0.830	
	Formatting/Structure	0.0816	0.196	0.516	
	Harmful/Illegal	0.2432	< .001	0.015	✓
	Rule/Scope Violations	-0.0318	0.527	0.821	
	Spam/Scams	-0.0806	0.157	0.467	
Attentive Need ↔ Emphatic Causal	Content Quality	0.0610	0.240	0.545	
	Formatting/Structure	0.1482	0.017	0.109	
	Harmful/Illegal	0.0493	0.515	0.815	
	Rule/Scope Violations	0.1787	< .001	0.015	✓
	Spam/Scams	0.0094	0.866	0.935	
Formal Present ↔ Temporal Situational	Content Quality	-0.1042	0.020	0.109	
	Formatting/Structure	-0.0623	0.369	0.674	
	Harmful/Illegal	-0.1611	0.006	0.078	
	Rule/Scope Violations	-0.2106	< .001	< .001	✓
	Spam/Scams	-0.1332	0.015	0.109	
Formal Temporal ↔ Visual Netspeak	Content Quality	-0.0469	0.428	0.746	
	Formatting/Structure	-0.0209	0.683	0.902	
	Harmful/Illegal	-0.0951	0.448	0.760	
	Rule/Scope Violations	0.0145	0.758	0.905	
	Spam/Scams	-0.0258	0.586	0.833	
Causal-Visual Obligatory ↔ Present-Forward	Content Quality	0.1029	0.076	0.290	
	Formatting/Structure	0.0174	0.779	0.909	
	Harmful/Illegal	-0.0248	0.749	0.905	
	Rule/Scope Violations	0.0491	0.259	0.573	
	Spam/Scams	0.1080	0.013	0.105	
Prosocial Negative ↔ Difference-Marking	Content Quality	0.0502	0.341	0.660	
	Formatting/Structure	-0.0146	0.804	0.909	
	Harmful/Illegal	0.1422	0.056	0.231	
	Rule/Scope Violations	0.0180	0.729	0.905	
	Spam/Scams	0.1049	0.043	0.205	