






TERAGRAM: A STRUCTURED LONGITUDINAL DATASET OF THE TELEGRAM MESSENGER

A PREPRINT

Anastasia Golovin ^{1, 2, Ω} , Sebastian B. Mohr ^{1, 2, Ω} , Arne I. Gottwald ^{3, 1, 4}, Ulrik Hvid ^{5, 6},
Srushhti Trivedi ^{7, 8}, Joao P. Neto ⁹, Andreas C. Schneider^{1, 2}, and Viola Priesemann^{1, 2}

¹Max Planck Institute for Dynamics and Self-Organization, Göttingen, Germany.

²Institute for the Dynamics of Complex Systems, University of Göttingen, Göttingen, Germany.

³Campus Institute for Dynamics of Biological Networks, University of Göttingen, Göttingen, Germany.

⁴Campus Institute Data Science, University of Göttingen, Göttingen, Germany.

⁵Biocomplexity, Niels Bohr Institute, University of Copenhagen, Copenhagen, Denmark

⁶PandemiX – Center for Interdisciplinary Study of Pandemic Signatures, Copenhagen, Denmark

⁷Institute of Medical Informatics, University Medical Center Göttingen, Germany

⁸Institute for Ethics and History of Medicine, University Medical Center Göttingen, Germany

⁹IDEA_Lab, University of Graz, Graz, Austria

^{Ω} These authors contributed equally.

May 18, 2026

Abstract

Here we present a massive longitudinal dataset of public Telegram content, comprising over 5.9 billion messages dating from 2015 to 2025, collected from 712 thousand channels and groups, enriched with metadata on forwards, reactions, and polls. The dataset spans multiple languages including Russian and Farsi, representing countries where Telegram shows mainstream adoption, as well as Western languages where Telegram is used in specific sub-communities. The dataset has several advantages. First, when restricted by language, it provides a versatile example of an algorithm-free platform, contrary to many other social media platforms that are strongly influenced by opaque content-curation algorithms. Second, it enables comparative studies across different languages, communities, and user bases under identical platform affordances. The dataset thus offers a foundation for studying engagement patterns, network evolution, and community formation in the absence of algorithmic curation.

1 Introduction

Social media platforms play a central role in shaping public opinion [7, 17]. However, researchers seeking to understand this influence face a persistent challenge: most platforms use sophisticated and often proprietary algorithms to filter and prioritize content. When algorithms determine what users see, it is challenging to disentangle organic social dynamics from effects induced by proprietary algorithms.

Telegram stands out as a platform with minimal algorithmic intervention. Originally launched as an instant messaging app, it has evolved into a hybrid platform that combines private messaging with large-scale public broadcasting. Unlike most mainstream platforms, Telegram features a chronological feed and little to no algorithmic recommendations. Its emphasis on privacy and limited moderation has attracted activists and journalists who are seeking secure communication in authoritarian regimes [10, 14, 15]; it also made Telegram a hub for misinformation, extremist content, and illicit activities [11, 29]. This has led to pronounced differences in adoption and public sentiment towards the platform across countries: Telegram is widely adopted and trusted in many post-Soviet countries [15, 25] and in Iran [5, 6] while viewed critically in the West for associations with illegal and extremist content [11, 29].

To systematically study discourse on Telegram across these diverse contexts, we collected TeraGram, a large-scale, structured dataset of publicly available Telegram messages using a snowball crawling method [1]. This approach systematically discovers and maps interconnected channels and communities, allowing to capture rich temporal and relational data on the platform.

Several large-scale Telegram datasets have already been published. For example, the Pushshift Telegram dataset [8] collected over 300 million messages starting from a seed of extremist and cryptocurrency channels, providing an early glimpse into Telegram’s content landscape. Building on this, TGDataset [31] expanded coverage to 400 million messages across 120,000 channels, offering a more balanced view of the platform without focusing on one topic. Recent

efforts have achieved even greater scales. The Telescope dataset features enriched metadata for 500 thousand public channels and message metadata for 71 thousand fully downloaded channels [28].

In addition to those general-purpose datasets, several datasets focus on specific communities or geopolitical events. A dataset by Blas et al. on the 2024 US Presidential Election [23] includes over one billion messages and uniquely incorporates private groups accessible by invite, with particular emphasis on English-speaking communities. Two datasets examine how the Russia-Ukraine war is covered on Telegram: the dataset by [30] features examples of propaganda and moderation, while [22] contrasts pro- and anti-Kremlin Telegram channels. Finally, the Schwurbelarchiv project [21] collected a smaller number of German channels, and used AI to transcribe multimedia content such as voice messages and videos. A summary of existing datasets is provided in SI, Tab. 2.

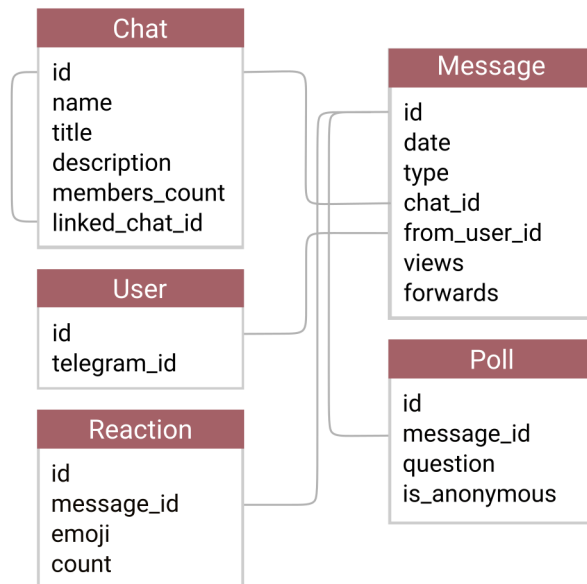


Figure 1: **A simplified entity-relation diagram of the dataset.** See SI, Fig. 8 for the non-simplified version.

TeraGram provides the largest longitudinal record of public Telegram content to date (Tab. 1). Beyond its size, it improves over existing datasets in several aspects. First, while most existing datasets are distributed as JSON files that need to be parsed before analysis and might contain

inconsistent schemas, TeraGram is structured in a relational format that enables computationally efficient analysis at scale (Fig. 1). The core relational tables Chats, Messages, Users, and Polls are populated with data directly available from the Telegram API, including message metadata (timestamp, view count, forward count), poll questions, and public chat information. Second, TeraGram aims to comprehensively capture Telegram-specific features that are absent or incomplete in prior work, including discussion groups, emoji reactions, polls, embedded URLs, hashtags, and reply-thread relationships. While some of these are available in prior work, no existing dataset provides all of them together. Third, rather than targeting a specific language or community, TeraGram spans a wide range of languages and public communities; we further augment the data by algorithmically inferring the primary language of each chat, enabling systematic cross-lingual analysis.

To preserve privacy, all user identifiers are pseudonymized, only public channel and group metadata is retained, and binary media blobs are excluded. The full message text is available to qualified researchers upon reasonable request.

With a total volume of 3.33 TB of data (1.43 TB excluding text) (Tab. 1 and SI, Tab 3), the dataset is distributed in a Parquet format that can be easily ingested into a relational database¹, accompanied by a representative CSV sample for accessibility². Both datasets are shared under the Open Data Commons Attribution (ODC-By) license that allows users to freely share, modify, and use the dataset as long as they attribute it. In this paper, we illustrate the utility of the dataset with preliminary analyses of language distribution, network degree, and topic clustering.

Overall, TeraGram provides a valuable resource for advancing research in social media analysis, online user behavior and computational social science — particularly within a platform characterized by minimal algorithmic interference.

2 Results

2.1 Dataset overview

Telegram supports two formats for public communication: channels and groups. *Channels* function as broadcasting services where only administrators can publish content, while subscribers receive and read these messages. *Groups*, in contrast, allow all members to post and participate in conversations. Furthermore, a channel can be linked to a dedicated group for its subscribers where members can discuss the channel’s content and comment on individual posts. Such a group is termed a *discussion group*. Throughout this paper, we use the terminology from the Telegram API where the term *chats* serves as an umbrella term for both channels and groups.

Table	Count	Size
Messages	5.95B	1.0 TB
Message text (available on legitimate request)	5.51B	1.9 TB
Hashtags	498M	33 GB
URLs	655M	63 GB
Reactions	3.60B	319 GB
Discovered chats (umbrella term for channels and groups)	4.54M	1.1 GB
Downloaded chats (includes full message history)	712k	172 MB
Poll questions	21.29M	5.2 GB
Poll answers	79.44M	8.8 GB
Users (pseudonymized)	15.30M	10 GB
Channel members	3.57M	446 MB
Total		3.33 TB

Table 1: **Summary of collected Telegram data.** The values correspond to the approximate number of rows and disk size of the corresponding SQL table, including indexing.

Amounting to 3.33 terabyte of data, the TeraGram dataset presented in this study is one of the largest and most comprehensive Telegram datasets available to date (see Tab. 1 for summary statistics). The core dataset is organized into interrelated tables representing key Telegram entities, in-

¹Full dataset: <https://doi.org/10.25625/GDCXQK>

²CSV sample: <https://zenodo.org/records/18262126>

cluding messages, users, chats, polls, and emoji reactions (see Fig. 1 and SI, Fig. 8). This relational structure enables a detailed reconstruction and analysis of user interactions, group dynamics, and content dissemination patterns within the Telegram ecosystem.

Data was collected via the official Telegram user API using a snowball-crawling approach (see Methods for a detailed description). Starting from the 100 largest political channels by subscriber count (SI, Tab. 12), the crawler iteratively discovered new publicly accessible chats through forwarded messages. Discovered chats were prioritized for download based on their out-degree, i.e., the number of times they were forwarded in already downloaded chats. More forwards resulted in higher download priority. This approach ensures that the crawler prioritizes the highly influential chats from the tail of the out-degree distribution, which may present the hubs of the Telegram network (Fig. 2). Additionally, focusing on popular chats helps to protect user privacy, as users participating in smaller chats might not expect that their messages, though public, would be visible to a large audience.

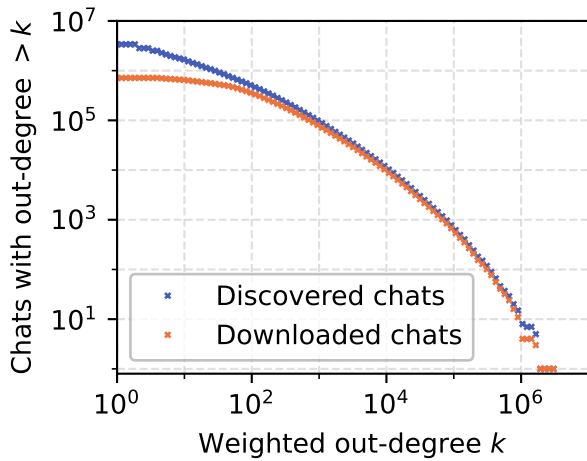


Figure 2: **Complementary cumulative distribution function (CCDF)** of the weighted out-degree of discovered and downloaded chats. The gap between the curves at low degrees is due to the crawler prioritizing chats for download proportionally to the degree. The out-degree is defined as the number of messages forwarded from a given chat to other downloaded chats, with edge weights proportional to the number of forwarded messages.

Overall, we discovered 4382659 channels and 160617 groups, and fully downloaded 711782 channels and 10060 groups. Out of those, 4017 groups (40%) are discussion groups linked to channels. We also collected user profile data from users who posted in groups and from groups where the subscriber list was publicly visible. In those cases, we hashed usernames and first and last names prior to storage to ensure that this sensitive information is not retained at any point during the data collection process. When a user’s phone number was visible, we retained only the country code and removed all other digits.

The data was collected between May 2025 and November 2025; however, since the Telegram API provides the whole history of a chat, the collected data spans from September 2015 to November 2025 — over a decade-long period (Fig. 3). Because chats were not updated after their initial download, chats encountered later in the crawling process contain more recent messages than those downloaded at the beginning of the collection period.

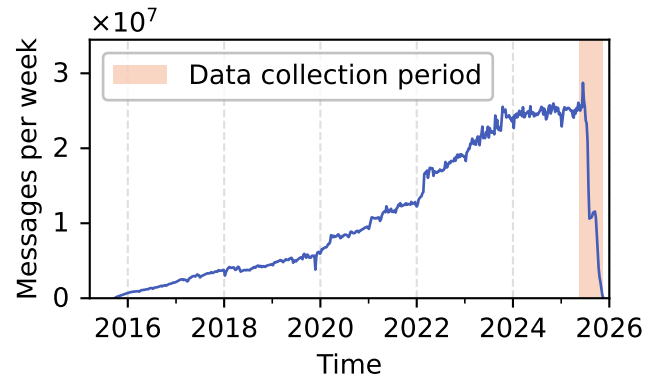


Figure 3: **Number of messages posted per week in the dataset.** The time series spans September 2015 to November 2025. Apparent variations during the collection period are influenced by the crawling procedure: chats were downloaded only once, so those discovered later in the crawl contribute more recent messages than chats collected earlier.

The dataset is shared under a two-tiered access model: rich metadata is openly available, while message text is accessible to researchers upon reasonable request. The metadata includes view counts and forward counts, which serve as measures of user engagement. When a message is forwarded from another chat, we link it to its original

source message and originating channel when this information is available. Similarly, replies include references to the messages they respond to, creating explicit conversational threads. In addition, we also extracted two types of text markup entities: URLs and hashtags. These provide an efficient way to access structural text information without parsing the raw text. For messages containing binary data such as images, audio messages, and videos, we store only the metadata and any accompanying text captions.

We also collected data on special features of Telegram such as polls and emoji reactions. Poll data include the question text, answer options, and aggregate vote counts when available. Reactions are stored as aggregated emoji counts per message without user-level information. Message reactions can be used as a measure of user engagement or as an efficient way to evaluate sentiment of a given message.

2.2 Quality control

Given the scale and diversity of our Telegram corpus, rigorous quality control is essential to ensure data integrity. As outlined below, our quality control workflow combines automated integrity inspection with manual spot-checks on a stratified random sample of messages. We also publish a datasheet in accordance with [9] that provides comprehensive documentation of dataset provenance. Together, those steps verify data integrity and quality before any downstream analysis.

2.2.1 Data integrity

Following the approach recommended by [19], we execute three automated quality control checks: duplicate detection, length distribution analysis, and n-gram inspection. The goal of those checks is to catch scraping artifacts, duplicates indicating spam or bot activity, and anomalies in message length distributions that can be due to automated truncation.

Duplicate detection analysis reveals that 53.7% of messages are unique. Duplications can be explained by several factors: very short messages (e.g., single-word responses or greetings) that naturally occur frequently; messages containing only URLs without additional text; or advertise-

ment posts that are frequently reposted without changes in content. Duplicates were not removed from the dataset.

Length distribution analysis shows several strong peaks at specific message lengths (Fig. 4). We investigated the origin of the four most prominent peaks. The peak at 28 characters (orange star) corresponds to YouTube links that follow the format “https://youtu.be/abcdefghijk”. The peak at 80 characters (purple square) is due to messages redacted by Telegram for copyright or Terms of Service violations. In such cases, the original message text is replaced by either “This message couldn’t be displayed on your device due to copyright infringement.” or “This channel can’t be displayed because it violated Telegram’s Terms of Service.” Both are 80 characters long. The peak at 288 characters (yellow diamond) was caused by an advertisement for other Telegram channels that was mass-posted in one Arabic channel. Finally, the peak at 1024 characters (red triangle) corresponds to the caption length limit, i.e., the message length limit for messages containing multimedia content.

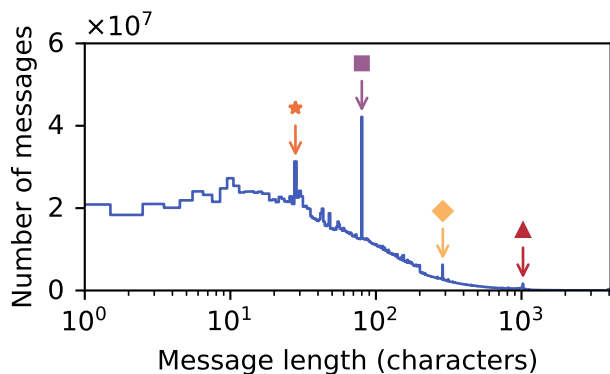


Figure 4: **Distribution of the message length shows several distinct peaks caused by systematic patterns. Star:** YouTube links; **square:** message redacted by Telegram for copyright or Terms of Service violation; **diamond:** an advertisement message mass-posted in one Arabic channel; **triangle:** caption length limit.

Finally, we performed n-gram analysis to detect artifacts in text such as unusual punctuation, spam, and near-duplicate messages. For this, we extract the top 10 most popular unigrams, 3-grams, and 10-grams from all English-speaking chats (SI, Tables 4-6). Following the approach in

[19], we did not filter stop words or clean the text beyond converting it to lowercase, as the goal is to detect artifacts rather than describe message content. The most popular n-grams show a mix of typical English phrases, especially in unigrams and 3-grams, and inorganic strings that become more common in 10-grams. Those inorganic strings are due to boilerplate text that some channels append to every message, text separators, or redaction messages from Telegram discussed earlier. We also find an additional redaction message: “This channel can’t be displayed because it violated local laws.” This text is displayed whenever a message was forwarded from a chat that violated local laws to a normal chat. Such chats are called restricted in the Telegram API and are marked in the dataset as such in the field `is_restricted`.

2.2.2 Bot activity

A key quality concern is the prevalence of bot-generated messages, as automated posts can skew analyses of human behavior and information spread. Registered Telegram bots, easily identifiable via the API, constitute just 0.4% of users and contribute 0.14% of messages in our dataset. More insidious “troll farm” or LLM-driven accounts that mimic human activity are harder to detect and beyond this paper’s scope (see, e.g., studies on coordinated inauthentic behavior [12]). Nevertheless, we do not expect such accounts to be ubiquitous in the dataset. First, our data span back to 2015, predating the recent LLM boom. Second, the dataset primarily consists of channels where posting is restricted to administrators. Consequently, the most significant risk of bot contamination stems from channel administrators using bots to manage their channel. We leave the investigation of this scenario for dedicated future work.

2.3 Analysis of the Telegram dataset

To characterize the thematic and informational range of the dataset, we conduct analyses focusing on language use, external references, and topical structure.

We identify the primary language of each downloaded chat using the `fast_langdetect` library [2, 3, 27]. For each

chat, we use the first 100 messages since creation, all concatenated into one long string, where we remove URLs and whitespace. Chats with a language-classification confidence score below 0.8 are excluded from the analysis. Error bars on language frequency counts are computed using Wilson score confidence intervals, treating each language count as a binomial proportion of the total corpus.

The dataset covers a wide range of languages, with top-5 languages accounting for approx. 91.7% of all chats (Fig. 5). We find a high fraction of Russian (56%) and Farsi (15%) chats, which reflects Telegram’s mainstream adoption in Russia and other post-Soviet countries and Iran. English chats make 6% of downloaded chats, which still amounts to 33 829 chats.

To evaluate the quality of our language classification, we analyzed whether forwarded messages typically originate and arrive within a chat of the same language (e.g., Russian to Russian). This is the case for 83.3% of forwards where the source chat was successfully downloaded. In almost half the cases where source and destination were classified differently, either the source (25%) or destination (19%) was English. The former fraction likely represents non-English chats forwarding English material, while the latter, perhaps, represents chats that write in English even though they belong to a non-English subnetwork. As a further control, we manually inspected sets of 100 random messages from Russian, English, Arabic and German chats and found a low number of misclassifications (5%, 9%, 1% and 3%, respectively), consistent with the reported 95% accuracy of `fast_langdetect` [2, 3, 27].

To evaluate the prevalence of misinformation in the data, we assessed the reliability of news domains shared in messages using the aggregated “wisdom of experts” domain rating by [16]. Since the domain rating primarily covers the US media landscape and has limited coverage of Russian and Iranian news sources, we only performed this analysis on English-language chats. For every chat, we extracted all URL entities from the corresponding table. URL rehydration was not necessary, as link shorteners are rarely used on Telegram; for example, Bitly links make up only 1.2% of URLs. We applied a blacklist to remove do-

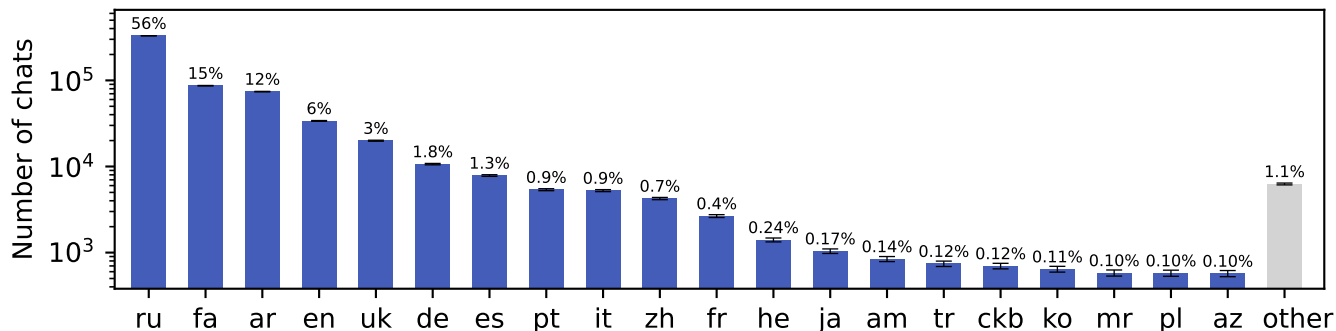


Figure 5: **Languages of fully downloaded chats.** Chat language is classified based on the text of the first 100 messages. Language codes follow the ISO standard. Error bars give the 95% CI interval.

mains like search engines and social media platforms that appear in the Lin et al. dataset but do not refer to news sources (SI, Tab. 7). Of the remaining URLs, we randomly sampled 1% to reduce computational costs, which resulted in 861 thousand URLs, and fit a kernel density estimator with a Gaussian kernel to estimate the probability distribution. To compute the CI intervals, we perform clustered bootstrapping with domains as clusters; in other words, instead of resampling individual URLs, we sample entire domains with replacement 1000 times.

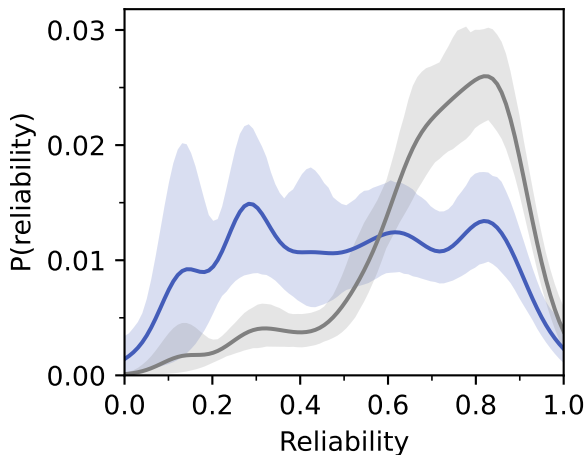


Figure 6: **High prevalence of unreliable URLs in English-speaking Telegram chats compared to a mainstream platform like Twitter.** The bands represent the 95% CI interval obtained by clustered bootstrapping on domains.

Overall, we observe a high prevalence of URLs with a reliability score below 0.6 in English-speaking Telegram chats

(Fig. 6). For comparison, we perform the same analysis on a Twitter dataset of all tweets within a 24-hour period on September 21, 2022 [18] (Fig. 6, gray line). The resulting distributions differ distinctly: URLs on Twitter are concentrated within the 0.6 to 1.0 reliability range. In contrast, the distribution for English-speaking Telegram varies widely, with 60% of URLs lying below the 0.6 threshold.

To explore the main themes discussed in chats, we applied BERTopic [13], an unsupervised topic modeling pipeline, to messages from the four most prevalent languages in our dataset: Russian, Farsi, Arabic, and English. For each language, we filtered chats with a language classification score above 0.8 and extracted all messages from those chats. We cleaned the messages by removing URLs and stripping consecutive whitespace, then filtered out messages shorter than 50 characters and system messages identified in quality control analysis. We then randomly sampled 1 million messages per language and performed topic modeling on each set, with each run being executed on an NVIDIA A100 40GB GPU. To produce readable labels for each topic, we use BERTopic’s ChatGPT integration (gpt-4o-mini model), where we provide it with topic keywords identified by BERTopic and a sample of messages and ask it to return a short label in English. The preprocessing code and topic modeling pipeline with all hyperparameters are available in our GitHub repository.

All four languages feature discussions about politics, current world events, as well as non-political topics such as



Figure 7: **Topics in Russian and English chats identified using BERTopic.** While both English and Russian datasets contain topics like sports and current events, the English dataset includes a subset of far-right topics (e.g., “antisemitic narratives,” “climate change hoax”). In contrast, Russian topics predominantly reflect mainstream diverse interests, including books, fashion, art, and music. See Tables 8-11 in the SI for the top-40 topics of the four languages in a tabular format.

sports and music (Fig. 7, SI, Fig. 10, and SI Tables 8-11 for the top-40 topics in tabular format). However, English top-40 topics also include entries like “racial discourse”, “antisemitic narratives”, “climate change hoax” and “jfk assassination conspiracy” that suggest far-right and conspiracy content. In contrast, Russian and Farsi topics cover a more diverse set of day-to-day topics like books, fashion, art, and music, whereas Arabic topics are predominantly religious.

2.4 Usage guide

The dataset is designed for flexible use across many fields, including computational social science, digital humanities, and machine learning applications. It is provided as a relational database, with tables representing messages, channels, users, polls, and reactions. This structure supports efficient queries on content, metadata, and user-channel interactions.

The dataset adheres to FAIR principles [4] to ensure researchers can seamlessly download and integrate the data into existing workflows:

- **Findable:** Both the full dataset and subsampled CSV tables are indexed with DOIs on established data-sharing platforms.
- **Accessible:** Public portions of the dataset are available for download without authorization.
- **Interoperable:** The full dataset is provided as Parquet files, which is an open-source table format supported by many data processing systems. The subsampled dataset is provided in CSV format for readability and easy inspection.
- **Reusable:** To facilitate reuse, we provide schema documentation, access instructions, example SQL queries, and preprocessing scripts in our GitHub repository³. Dataset provenance and limitations are documented in an accompanying datasheet.

Ethical use is strongly encouraged. Researchers are advised to respect the original context of communication and avoid deanonymization efforts.

³https://github.com/Priesemann-Group/telegram_quality_control

3 Discussion

In this work, we present TeraGram, a large-scale structured dataset of the publicly available Telegram ecosystem. Our dataset is, to the best of our knowledge, the largest to date; it also contains rich metadata on various features of Telegram such as polls, emoji reactions, URLs, hashtags, discussion groups, forwards and replies. Message texts are available upon request. The structured format provides a convenient and efficient way for researchers to analyze various aspects of the platform.

The dataset spans a wide range of languages, with billions of messages in Russian, Farsi, and Arabic, and hundreds of million in English and other European languages. The high proportion of Russian and Farsi content reflects Telegram’s popularity in Russia and other post-Soviet countries and Iran.

Telegram usage varies across languages. While Russian and Farsi chats feature more mainstream topics, English chats share URLs of remarkably low reliability: 59% fall below the commonly accepted 0.6 threshold for classification as reliable sources. This contrasts with mainstream English social media, where a comparable study found only about 15% of sources to be questionable [26]. Direct comparison for Russian and Farsi is not currently possible, as existing reliability rankings lack sufficient coverage of Russian and Iranian news sources.

Several important limitations must be considered when working with this data. First, since the crawler prioritizes queued chats based on the number of messages that were forwarded from them, it is biased towards popular chats. We also cannot reach chats that do not belong to the same connected component as our seed chats. Additionally, we did not crawl private conversations and groups. Researchers should therefore exercise caution when extrapolating findings to broader user behavior on Telegram, especially in contexts where private or low-visibility conversations play a critical role.

Second, Telegram itself has undergone significant evolution during the nearly decade-long period that our data covers. Early on, the platform operated with minimal algo-

rithmic intervention, but in 2024, features such as recommendations of related channels, sponsored messages, and enhanced content-discovery tools have been introduced [20]. This evolution implies that interaction dynamics likely differ between 2017 and 2025. Moreover, natural shifts in language and community norms over time introduce additional variance. Consequently, any analysis pooling data across this period must account for this temporal heterogeneity.

Overall, the presented dataset allows a wide range of future investigations into online communication and information dynamics. For instance, recent work already leveraged the data to study the spread of information via external URLs [33], fine-tune LLMs [24], or improve misinformation detection algorithms [34].

We anticipate that the dataset will support diverse downstream applications, including network modeling, bot detection, and community formation across multilingual and longitudinal corpora.

4 Conclusion

In this paper, we collected a longitudinal dataset of public Telegram chats spanning nearly a decade worth of data. The dataset thus provides a unique opportunity to study organic information diffusion across diverse community structures on a platform with minimal moderation and algorithmic interference.

5 Methods

5.1 Data collection

Telegram provides no official data access for researchers, necessitating a custom collection pipeline. We built an asynchronous crawler using Pyrogram [32], a Python interface to the MTPROTO Telegram API, which interacts with the platform through standard client authentication.

We employed a snowball crawling strategy [1] that exploits Telegram’s message-forwarding feature to discover interconnected chats. Starting from a curated seed set of 100

public channels (see SI, Tab. 12), the crawler recursively identified new chats by resolving the origins of forwarded messages. This approach enables scalable, structurally informed data collection [8, 31].

To maximize coverage of influential chats, we assigned a download priority to queued chats equal to their observed out-degree, i.e., the number of times the crawler encountered forwards from the chat in already downloaded chats. The crawler always downloaded the chat with the highest priority of all discovered and not yet downloaded chats, ensuring central network hubs were captured first (SI, Algorithm 1). This priority queue approach optimizes the discovery of large, interconnected chats within sampling constraints.

The crawler implemented several specific behaviors to ensure data completeness. For each channel, we also crawled its linked discussion group (if it existed), capturing user comments and interactions that provide crucial context for message interpretation. To access statistics of non-closed polls, we had to cast a vote before recording the results, then subtracted our own vote during post-processing to maintain the original voting distributions. Additionally, we addressed two data integrity challenges. First, when reconstructing reply threads, we could not rely on Telegram’s sequential message identifiers, because those shift when messages are deleted to preserve consecutive indexing. Instead, we matched replies using timestamps. Second, we encountered the same problem when identifying the original source of forwarded messages, where we also matched the messages by timestamps. This approach might have led to inconsistencies whenever two messages are posted in the origin chat within the same second.

Telegram imposes rate limits on API requests per account. To scale data collection, we distributed the crawling process across 200 authenticated accounts managed by three worker machines. This parallelization enabled us to bypass per-account limitations while maintaining a single database instance for consolidated storage, running on a fourth separate machine with local NVMe SSD storage drives.

We collected comprehensive metadata including messages, channels, users, polls, and forwarding relationships (SI, Tab. 3). Binary content (images, videos) was excluded due to storage and copyright considerations. Phone numbers were excluded due to privacy concerns. Usernames were hashed upon storage. The resulting dataset was stored in a PostgreSQL relational database optimized for high-volume insert performance.

Acknowledgments

We would like to thank Jana Lasser for providing early access to the Twitter dataset used in this study. Authors with affiliation “1” received support from the Max-Planck Society. A.G., S.B.M., A.I.G., and V.P. were funded by the German Federal Ministry for Education and Research for the infoXpand project (031L0300A). A.I.G. and A.C.S. were funded by the German Research Foundation – GRK2906 – project number 502807174. U.H. was funded by the Danish National Research Foundation (grant no. D NRF170). J.P.N. was funded by the Austrian Science Fund (DOI:10.55776/P37280). V.P. and A.C.S. were supported by the German Research Foundation under Germany’s Excellence Strategy–EXC 2067/1-390729940 (MBExC). This work was further supported by the MWK Niedersachsen via the programs “zukunft.niedersachsen”, “Niedersächsisches Vorab” and “Niedersachsen-Profil-Professur”.

ChatGPT, Claude, and Qwen3 were used for proofreading and minor stylistic corrections. In the topic modeling analysis, we used BERTopic’s ChatGPT integration to generate readable English labels for the identified topics.

References

- [1] Leo A Goodman. “Snowball sampling”. In: *The annals of mathematical statistics* (1961), pp. 148–170.
- [2] Armand Joulin et al. *Bag of Tricks for Efficient Text Classification*. 2016. DOI: [10.48550/arXiv.1607.01759](https://doi.org/10.48550/arXiv.1607.01759). Pre-published.

- [3] Armand Joulin et al. *FastText.Zip: Compressing Text Classification Models*. 2016. DOI: [10.48550/arXiv.1612.03651](https://doi.org/10.48550/arXiv.1612.03651). Pre-published.
- [4] Mark D Wilkinson et al. “The FAIR Guiding Principles for scientific data management and stewardship”. In: *Scientific data* 3.1 (2016), pp. 1–9.
- [5] Davood Ghorbanzadeh and Hamid Reza Saeednia. “Examining Telegram Users’ Motivations, Technical Characteristics, Trust, Attitudes, and Positive Word-of-Mouth: Evidence from Iran”. In: *International Journal of Electronic Marketing and Retailing* 9.4 (2018), pp. 344–365.
- [6] Simin Kargar and Keith McManamen. *Censorship and Collateral Damage: Analyzing the Telegram Ban in Iran*. SSRN Scholarly Paper. Rochester, NY, 2018. DOI: [10.2139/ssrn.3244046](https://doi.org/10.2139/ssrn.3244046). Pre-published.
- [7] Shannon C McGregor. “Social media as public opinion: How journalists use social media to represent public opinion”. In: *Journalism* 20.8 (2019), pp. 1070–1086.
- [8] Jason Baumgartner et al. “The Pushshift Telegram Dataset”. In: *Proceedings of the International AAAI Conference on Web and Social Media*. International AAAI Conference on Web and Social Media. Vol. 14. 2020, pp. 840–847. DOI: [10.1609/icwsm.v14i1.7348](https://doi.org/10.1609/icwsm.v14i1.7348).
- [9] Timnit Gebru et al. *Datasheets for Datasets*. 2021. DOI: [10.48550/arXiv.1803.09010](https://doi.org/10.48550/arXiv.1803.09010). Pre-published.
- [10] Aleksandra Urman, Justin Chun-ting Ho, and Stefan Katz. “Analyzing Protest Mobilization on Telegram: The Case of 2019 Anti-Extradition Bill Movement in Hong Kong”. In: *PLoS ONE* 16.10 (2021), e0256675. DOI: [10.1371/journal.pone.0256675](https://doi.org/10.1371/journal.pone.0256675).
- [11] Samantha Walther and Andrew McCoy. “US Extremism on Telegram: Fueling Disinformation, Conspiracy Theories, and Accelerationism”. In: *Perspectives on Terrorism* 15.2 (2021), pp. 100–124. JSTOR: [27007298](https://www.jstor.org/stable/27007298).
- [12] Matteo Cinelli et al. “Coordinated Inauthentic Behavior and Information Spreading on Twitter”. In: *Decision Support Systems* 160 (2022), p. 113819. DOI: [10.1016/j.dss.2022.113819](https://doi.org/10.1016/j.dss.2022.113819).
- [13] Maarten Grootendorst. *BERTopic: Neural Topic Modeling with a Class-Based TF-IDF Procedure*. 2022. DOI: [10.48550/arXiv.2203.05794](https://doi.org/10.48550/arXiv.2203.05794). Pre-published.
- [14] Chris Chao Su, Michael Chan, and Sejin Paik. “Telegram and the Anti-ELAB Movement in Hong Kong: Reshaping Networked Social Movements through Symbolic Participation and Spontaneous Interaction”. In: *Chinese Journal of Communication* 15.3 (2022), pp. 431–448. DOI: [10.1080/17544750.2022.2092167](https://doi.org/10.1080/17544750.2022.2092167).
- [15] Mariëlle Wijermars and Tetyana Lokot. “Is Telegram a ‘Harbinger of Freedom’? The Performance, Practices, and Perception of Platforms as Political Actors in Authoritarian States”. In: *Post-Soviet Affairs* 38.1–2 (2022), pp. 125–145. DOI: [10.1080/1060586X.2022.2030645](https://doi.org/10.1080/1060586X.2022.2030645).
- [16] Hause Lin et al. “High Level of Correspondence across Different News Domain Quality Rating Sets”. In: *PNAS Nexus* 2.9 (2023), pgad286. DOI: [10.1093/pnasnexus/pgad286](https://doi.org/10.1093/pnasnexus/pgad286).
- [17] Charles Okechukwu. “Media Influence on Public Opinion and Political Decision-Making”. In: *International Journal of Political Science Studies* 1.1 (2023), pp. 13–24.
- [18] Jürgen Pfeffer et al. “Just Another Day on Twitter: A Complete 24 Hours of Twitter Data”. In: *Proceedings of the International AAAI Conference on Web and Social Media*. Vol. 17. 2023, pp. 1073–1081. DOI: [10.1609/icwsm.v17i1.22215](https://doi.org/10.1609/icwsm.v17i1.22215).
- [19] Yanai Elazar et al. *What’s In My Big Data?* 2024. DOI: [10.48550/arXiv.2310.20707](https://doi.org/10.48550/arXiv.2310.20707). Pre-published.
- [20] Telegram. *My Profile, Recommended Channels and 15 More Features*. <https://telegram.org/blog/my-profile-and-15-more>. 2024. (Visited on 01/15/2026).
- [21] Mathias Angermaier et al. *The Schwurbelarchiv: A German Language Telegram Dataset for the Study of Conspiracy Theories*. 2025. DOI: [10.48550/arXiv.2504.06318](https://doi.org/10.48550/arXiv.2504.06318). Pre-published.

- [22] Apaar Bawa et al. “Telegram as a Battlefield: Kremlin-Related Communications During the Russia-Ukraine Conflict”. In: *Proceedings of the International AAAI Conference on Web and Social Media*. Vol. 19. 2025, pp. 2361–2370. DOI: [10.1609/icwsm.v19i1.35939](https://doi.org/10.1609/icwsm.v19i1.35939).
- [23] Leonardo Blas, Luca Luceri, and Emilio Ferrara. “Unearthing a Billion Telegram Posts about the 2024 U.S. Presidential Election: Development of a Public Dataset”. In: *Companion Proceedings of the ACM on Web Conference 2025*. WWW ’25. 2025, pp. 729–732. DOI: [10.1145/3701716.3715297](https://doi.org/10.1145/3701716.3715297).
- [24] Vincent C. Brockers, David A. Ehrlich, and Viola Priesemann. *Disentangling Interaction and Bias Effects in Opinion Dynamics of Large Language Models*. 2025. DOI: [10.48550/arXiv.2509.06858](https://doi.org/10.48550/arXiv.2509.06858). Pre-published.
- [25] Elizaveta Chernenko and William H. Dutton. *Who Trusts Telegram? The Dynamics of Trust and Use of Social Media in Wartime Ukraine*. SSRN Scholarly Paper. 2025. DOI: [10.2139/ssrn.5227613](https://doi.org/10.2139/ssrn.5227613). Pre-published.
- [26] Edoardo Di Martino et al. “Ideological Fragmentation of the Social Media Ecosystem: From Echo Chambers to Echo Platforms”. In: *PNAS Nexus* 4.9 (2025), pgaf262. DOI: [10.1093/pnasnexus/pgaf262](https://doi.org/10.1093/pnasnexus/pgaf262).
- [27] *Fast-Langdetect*. <https://github.com/LlmKira/fast-langdetect>. 2025. (Visited on 12/22/2025).
- [28] Susmita Gangopadhyay et al. “TeleScope A Longitudinal Dataset for Investigating Online Discourse and Information Interaction on Telegram”. In: *Proceedings of the International AAAI Conference on Web and Social Media* 19 (2025), pp. 2423–2433. DOI: [10.1609/icwsm.v19i1.35945](https://doi.org/10.1609/icwsm.v19i1.35945).
- [29] Johannes Kiess. “Euro-scepticism and Local Far-Right Mobilization via Telegram in Light of the Fundamental Transformation of the Public Sphere”. In: *Political Studies Review* 23.2 (2025), pp. 635–642. DOI: [10.1177/14789299231190731](https://doi.org/10.1177/14789299231190731).
- [30] Klim Kireev et al. “A Telegram Dataset of Propaganda and Its Moderation”. In: *Proceedings of the International AAAI Conference on Web and Social Media*. Vol. 19. 2025, pp. 2510–2518. DOI: [10.1609/icwsm.v19i1.35952](https://doi.org/10.1609/icwsm.v19i1.35952).
- [31] Massimo La Morgia, Alessandro Mei, and Alberto Maria Mongardini. “TGDataset: Collecting and Exploring the Largest Telegram Channels Dataset”. In: *Proceedings of the 31st ACM SIGKDD Conference on Knowledge Discovery and Data Mining V.1*. KDD ’25. 2025, pp. 2325–2334. DOI: [10.1145/3690624.3709397](https://doi.org/10.1145/3690624.3709397).
- [32] *Pyrogram: Elegant, Modern and Asynchronous Telegram MTPProto API Framework in Python for Users and Bots*. <https://github.com/pyrogram/pyrogram>. 2025. (Visited on 01/13/2025).
- [33] Roman David Ventzke. “Understanding Information Diffusion in Online Social Networks Through the Lens of Critical Processes: A Study on the Telegram Messenger Platform”. Master’s Thesis. Göttingen, Germany: University of Göttingen, 2025.
- [34] Raphaela Keßler et al. *Network Information Enhances Misinformation Detection on Social Media*. Forthcoming. 2026.

Appendix

Dataset	Size	Timespan	Topic focus	Format	Includes text	Features
TeraGram	712k chats, 5.95B messages	Sep. 2015 – Nov 2025	General purpose	Parquet	On request	Discussion groups, reply trees, polls, emoji reactions
Blas et. al	43k chats, 1B messages	Aug. 2024 – Feb. 2025	US elections	SQLite	Yes	Link-accessible private chats
TGDataset	120k channels, 400M messages	Jan. 2021 – Jul. 2022	General purpose	JSON	Yes	
Pushshift Dataset	27.8K chats, 317M messages	Sep. 2025 – Nov. 2019	Seed: right-wing extremism, crypto	JSON	Yes	
TeleScope	71k chats, 120M messages	2015 – Oct. 2024	General purpose	JSON, CSV	No	Temporal message posting patterns, extracted entities
Schwurbelarchiv	6k chats, 40M messages, 3M audio files	Oct. 2015 – Jul. 2022	German-language conspiracies	CSV	Yes	Transcribed multimedia content
Kireev et. al	13 channels, 17.3M messages	Oct. 2020 – Jan. 2024	Russian-Ukrainian propaganda	CSV	Yes	Real-time data collection
Bawa et. al	519 channels, 5.2M Messages	Dec. 2020 – Apr. 2023	Pro- vs. anti- Kremlin stances	CSV	Yes	Replies, emoji reactions

Table 2: **A comparison of TeraGram and existing Telegram datasets.** The number of chats refers to the number of fully downloaded chats.

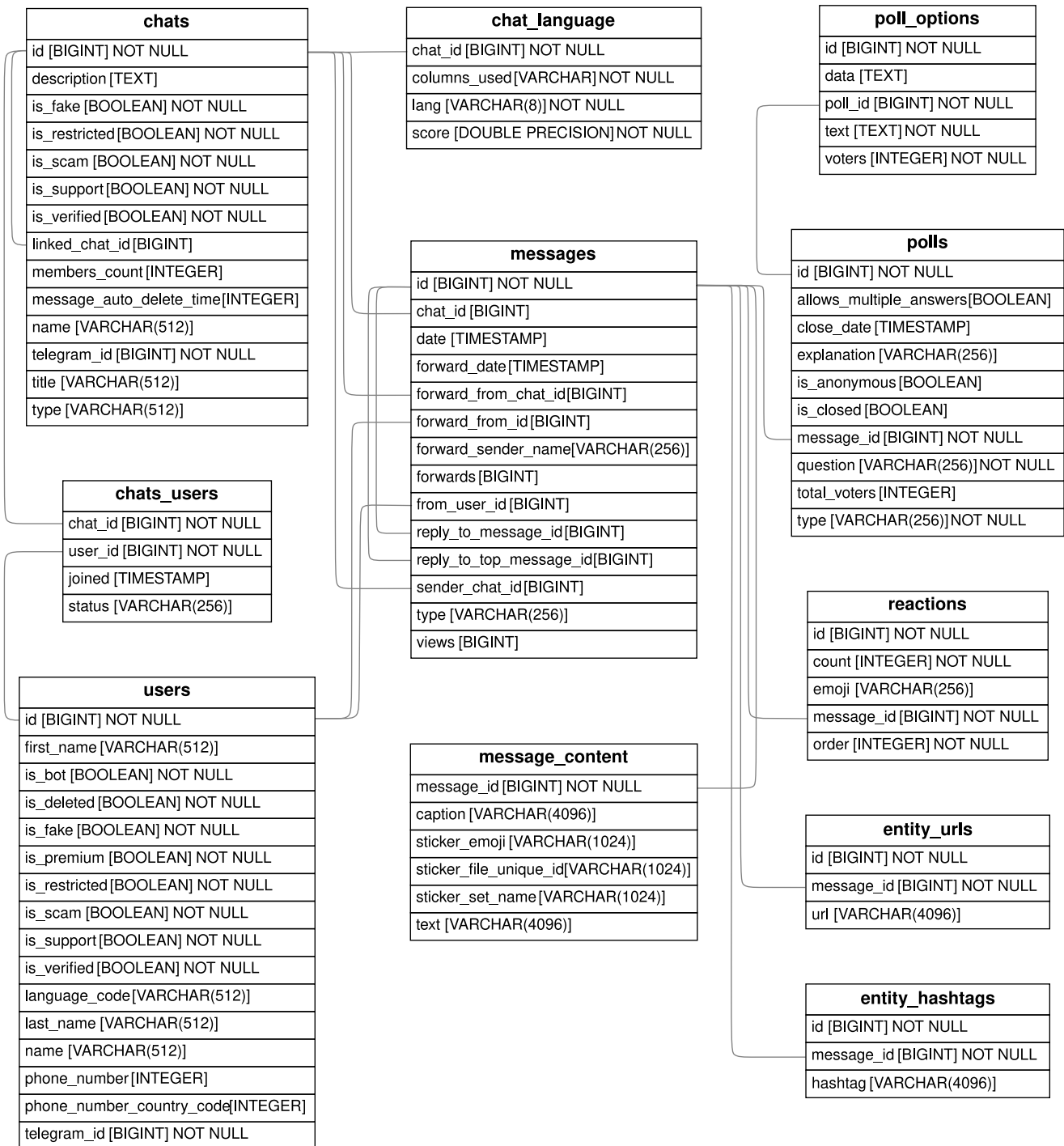


Figure 8: Entity-relation diagram of the SQL database.

Type	Fraction (%)	Content Included	Reason for Omission (if any)
TEXT	30.95	Yes, upon legitimate request	-
PHOTO	27.97	No (caption on request)	Binary media excluded; only textual metadata retained
VIDEO	7.92	No (caption on request)	Binary media excluded
WEB_PAGE	5.07	Yes (link text and metadata)	-
AUDIO	1.62	No (caption on request)	Binary media excluded
STICKER	1.55	No (identifier only)	Media omitted; only human-readable emoji label retained
DOCUMENT	1.27	No (caption on request)	Binary media excluded
ANIMATION	1.17	No	Binary media excluded
VOICE	0.44	No (caption on request)	Binary media excluded
VIDEO_NOTE	0.41	No (caption on request)	Binary media excluded
POLL	0.25	Yes (question and options)	Vote counts may be partially hidden
DICE	<0.01	No	Content depends on server-side evaluation; not reproducible
LOCATION	<0.01	No	Location data excluded due to privacy concerns
CONTACT	<0.01	No	Contact information excluded due to privacy concerns
VENUE	<0.01	No	Venue/location data excluded due to privacy concerns
GAME	<0.01	No	Server-side logic unsupported; content not retrievable
PAID_MEDIA	<0.01	No	Binary/media excluded; restricted content
GIVEAWAY	<0.01	No	Binary/media or server-side logic excluded

Table 3: **Message types in the dataset.** For each type, we show the total count, share of the dataset, what information was retained, and a brief justification for any omission. Binary media and interactive or privacy-sensitive content were excluded to ensure compliance and scalability.

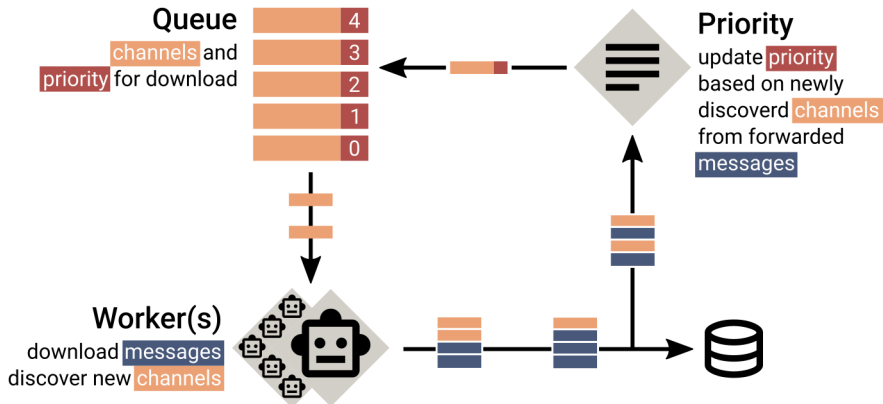


Figure 9: **A sketch of the crawling algorithm.** The crawler discovers new chats through forwarded messages. The chats are then prioritized for download based on their out-degree, i.e., the number of forwarded messages from this chat into already downloaded chats.

Category	Domain
Social media	facebook.com, twitter.com, instagram.com, linkedin.com, youtube.com,youtu.be, twitch.tv, reddit.com, redd.it, pinterest.com, tiktok.com, snapchat.com, whatsapp.com, telegram.com, telegram.org, discord.com, viber.com, line.me, kakaotalk.com, wechat.com, qq.com, weibo.com, t.me, t.co, x.com, substack.com, parler.com, rumble.com, gab.com, truthsocial.com, 4chan.org, bitchute.com, gettr.com, dlive.tv, odysee.com, wa.me
Search engines	google.com, bing.com, yahoo.com, duckduckgo.com, baidu.com, yandex.com, goo.gl
E-commerce	amazon.com, amzn.to, amazon.in, paypal.me, paypal.com
Link shorteners	bit.ly, rebrand.ly
Misc.	wordpress.com, lbry.com, minds.com, change.org, gmx.net, soundcloud.com, doi.org, github.com, ift.tt, link-tre.ee

Table 7: Blacklist of domains excluded from URL classification.



Figure 10: Topics in Farsi and Arabic chats identified using BERTopic.

Topic id	Topic	Message count	Fraction
-1	political economy russia	711168	0.711168
0	israel gaza conflict	8263	0.008263
1	fires incidents	5402	0.005402
2	cultural events	4767	0.004767
3	road accidents	4580	0.00458
4	social interactions	4377	0.004377
5	books giveaways reading	4166	0.004166
6	personal struggles	3946	0.003946
7	cultural critique	3580	0.00358
8	anonymous messages	3580	0.00358
9	personal journeys	3477	0.003477
10	family conversations	3472	0.003472
11	cats and kittens	3319	0.003319
12	stray dogs management	3264	0.003264
13	healthcare system	3125	0.003125
14	uzbek society	3038	0.003038
15	winter weather	2702	0.002702
16	album music	2516	0.002516
17	interactive experience	2359	0.002359
18	drawing art	2247	0.002247
19	space exploration	2242	0.002242
20	vaccination covid	2136	0.002136
21	battlefront updates	2111	0.002111
22	power outages	1817	0.001817
23	prayer and faith	1809	0.001809
24	official receptions	1757	0.001757
25	armenian azerbaijani conflict	1713	0.001713
26	channel interaction events	1625	0.001625
27	weather forecast	1617	0.001617
28	artificial intelligence	1600	0.0016
29	fraud alerts malware	1543	0.001543
30	job vacancies food service	1536	0.001536
31	sleeping struggles	1504	0.001504
32	humanitarian aid	1497	0.001497
33	corruption convictions	1413	0.001413
34	clothing sales	1384	0.001384
35	military aggression casualties	1333	0.001333
36	outstanding scientists	1303	0.001303
37	sanctions strategy	1260	0.00126
38	china russia relations	1253	0.001253

Table 8: **Top-40 Russian topics**

Topic id	Topic	Message count	Fraction
-1	social issues	646264	0.646264
0	sports leagues iran	55357	0.055357
1	israel gaza conflict	12168	0.012168
2	music videos	6586	0.006586
3	weather forecast	5953	0.005953
4	covid19 statistics	5242	0.005242
5	automobile pricing	4650	0.00465
6	fashion apparel sales	4375	0.004375
7	higher education admissions	4163	0.004163
8	poetry of love	3478	0.003478
9	elections irán	3298	0.003298
10	religious texts	3069	0.003069
11	love relationships	3046	0.003046
12	real estate apartments	2707	0.002707
13	job opportunities iran	2527	0.002527
14	vaccine distribution	2485	0.002485
15	love expression	2121	0.002121
16	water management	2119	0.002119
17	cultural heritage tourism	2110	0.00211
18	morning love	2102	0.002102
19	nutrition healthcare diabetes	2020	0.00202
20	fire incidents	1926	0.001926
21	electricity consumption	1844	0.001844
22	space exploration	1787	0.001787
23	ukraine russia conflict	1758	0.001758
24	apple iphone updates	1688	0.001688
25	earthquake activity	1648	0.001648
26	kiss and affection	1496	0.001496
27	traffic accidents	1493	0.001493
28	poultry market pricing	1435	0.001435
29	morning prayers	1397	0.001397
30	nuclear negotiations	1328	0.001328
31	cooking recipes	1299	0.001299
32	school closures	1284	0.001284
33	iranian cinema festival	1276	0.001276
34	hijab regulations iran	1192	0.001192
35	film series downloads	1143	0.001143
36	condolences messages	1140	0.00114
37	snow fall winter	1108	0.001108
38	rainy moments	1097	0.001097

Table 9: **Top-40 Farsi topics**

Topic id	Topic	Message count	Fraction
-1	religious practices	703045	0.703045
0	football matches	13133	0.013133
1	mourning and memorials	10789	0.010789
2	prophetic narrations	7544	0.007544
3	women marriage guidelines	5899	0.005899
4	israeli hamas negotiations	5894	0.005894
5	resistance activities	4820	0.00482
6	ramadan fasting rules	4736	0.004736
7	bot channels access	4353	0.004353
8	gaza shelling	4108	0.004108
9	morning inspiration	3725	0.003725
10	religious guidance	3579	0.003579
11	bot subscription update	3483	0.003483
12	love expressions	3405	0.003405
13	ukraine russia conflict	3157	0.003157
15	telegram channels	3017	0.003017
14	fashion apparel sales	3017	0.003017
16	education exams schedule	2678	0.002678
17	female perspectives	2601	0.002601
18	islamic books collection	2458	0.002458
19	elections and voting	2345	0.002345
20	servant of God	2285	0.002285
21	shabl aljawaber channels	2254	0.002254
22	inner conflict	1903	0.001903
23	martyrs and resistance	1877	0.001877
24	faith in God	1853	0.001853
25	fires incidents	1829	0.001829
26	gaza prayers support	1607	0.001607
27	armed conflicts	1439	0.0014
28	moon and space	1424	0.001424
29	weather forecast	1385	0.001385
30	job openings saudiarabia	1362	0.001362
31	seeking knowledge	1353	0.001353
32	gaza airstrikes victims	1340	0.00134
33	remembrances of god	1318	0.001318
34	apps and updates	1310	0.00131
35	account management	1277	0.001277
36	prisoner exchange	1251	0.001251
37	seeking forgiveness	1186	0.001186
38	sudan political developments	1085	0.001085

Table 10: **Top-40 Arabic topics**

Topic id	Topic	Message count	Fraction
-1	political conspiracy	644734	0.644734
0	football leagues updates	11075	0.011075
1	vaccine debate	10577	0.010577
2	taiwan china relations	7139	0.007139
3	christian faith	5121	0.005121
4	negative perceptions actor	4718	0.004718
5	trudeau protests canada	4676	0.004676
6	election fraud allegations	4646	0.004646
7	aviation incidents	4098	0.004098
8	trump rallies events	4061	0.004061
9	vaccine documentary watching	3688	0.003688
10	islamic teachings	3610	0.00361
11	biden presidency debate	3597	0.003597
12	female characters analysis	3227	0.003227
13	racial discourse	3204	0.003204
14	elon musk twitter	2868	0.002868
15	wildfires and firefighters	2591	0.002591
16	transgender issues	2513	0.002513
17	brazilian political crisis	2333	0.002333
18	epstein maxwell scandal	2206	0.002206
19	australia freedom movement	2202	0.002202
21	nasa spacex missions	1909	0.001909
20	friends with affection	1909	0.001909
22	antisemitic narratives	1888	0.001888
23	inflation rates policies	1749	0.001749
24	nato news updates	1729	0.001729
25	music expressions	1709	0.001709
26	france political protests	1661	0.001661
27	game releases indie	1590	0.00159
28	mass shootings	1570	0.00157
29	samsung smartphones android	1568	0.001568
30	pope francis death	1505	0.001505
31	drone warfare operations	1489	0.001489
32	anthro canine nsfw	1469	0.001469
33	5g emf radiation	1398	0.001398
34	climate change hoax	1372	0.001372
35	abortion debate	1347	0.001347
36	bjp elections india	1342	0.001342
37	jfk assassination conspiracy	1336	0.001336
38	royal family news	1323	0.001323

Table 11: **Top-40 English topics**

Algorithm 1: Snowball crawling of Telegram channels. The algorithm begins with an initial channel, extracts forwarded messages to discover new channels, and repeats until no new channels are found. Distribution across multiple workers and queue prioritization by out-degree are omitted for clarity.

Input: Initial channel C_{initial}

Output: List of discovered Telegram channels

```
1:  $q \leftarrow \{C_{\text{initial}}\}$ 
2: while  $q$  is not empty do
3:    $C_{\text{current}} \leftarrow \text{Dequeue}(q)$ 
4:    $m \leftarrow \text{GetMessages}(C_{\text{current}})$ 
5:    $m_f \leftarrow \text{GetForwardedMessages}(m)$ 
6:    $C_{\text{new}} \leftarrow \text{DiscoverChannels}(m_f)$ 
7:    $\text{Enqueue}(q, C_{\text{new}})$ 
8: end while
```

Chat name	Language	Characteristic topic
INSIDERR_POLITIC	English	brics expansion 2023
vanek_nikolaev	Russian	military air operations
INSIDER_USA_NEWS	English	child protection legislation
vv_volodin	Russian	ukraine crisis mentions
Russica2	Russian	russia geopolitics conflict
dmitrynikotin	Russian	ukraine celebration media
real_DonaldJTrump	English	election fraud allegations
trump_magacommunity	English	justice fight victims
zarubinreporter	Russian	news updates telegram
vatnoeboloto	Russian	poverty in russia
panchenkodi	Russian	ukraine crisis mentions
stalin_gulag	Russian	poverty in russia
slvn_pomet	Russian	ukraine conflict updates
project_veritas	English	undercover investigation
PatriaDigital	Spanish	brics expansion 2023
realKarliBonne	English	trump debate topics
JamesOKeefeIII	English	election fraud allegations
Alertas24	Spanish	protests in Venezuela
realx22report	English	congressional events
PepeMatter	English	child protection legislation
qthestormrider777	English	deep state exposure
CharlieKirk	English	gop election audit
RealGenFlynn	English	veteran honoring events
LauraAbolichannel	English	stock market crisis
TrumpChannel	English	biden hunter laptop
stewpeters	English	military degeneracy issues
RealDonaldoTrumpo	English	political resignation votes
BellumActaNews	English	protests in Venezuela
ResisttheMainstream	English	biden trump transition
ShadowofEzra	English	twitter censorship health
rattletrap1776	English	space force initiatives
DirtRoadDiscussion	English	satanic rituals war
TuckerFans	English	trump election interference
sanidadgob	Spanish	health and wellbeing
DDGeopolitics	English	ukraine conflict updates
bioclandestine	English	freedom fight hope
Jack_Posobiec	English	sexual abuse cases
SantaSurfing	English	taliban takeover afghanistan
trottasilvano	French	green energy sustainability
DBongino	English	dan bongino streaming

Chat name	Language	Characteristic topic
liusivaya	Spanish	ukraine crisis mentions
Richardcitizenjournalists	English	news updates telegram
VigilantFox	English	meat health supplements
rsbnetwork	English	trump debate topics
FearlessReport	English	biden hunter laptop
AntiSpiegel	German	eu regulations analysis
SGTnewsNetwork	English	child protection legislation
JFK_Q17	English	truth unleashed
geopolitics_live	English	ukraine air defense
CaptKylePatriots	English	elite crime exposures
cruel_historyy	English	iraq protests violence
Slavyangrad	English	artillery operations
DanScavinoFORCE	English	election fraud allegations
HATSTRUTH	English	spiritual struggles prayer
ReinerFuellmichEnglish	English	twitter censorship health
andweknowLT	English	disinformation alerts
MichaelJLindell	English	election fraud allegations
IntelRepublic	English	russia european relations
candlesinthenight	English	citizenship exchange service
QNewsOfficialTV	Dutch	meat health supplements
FaktenFriedenFreiheit	German	medical controls criticism
GitmoTV	English	elite crime exposures
ScottRitter	English	citizenship exchange service
JamesWoodsFans	English	biden trump transition
worlddoctorsalliance	English	olivia health issues
stormypatriotjoe21	English	luciferian satanism
projectcamelotKerry	English	military intelligence news
patriotstreetfighter	English	event tour schedule
NewsmaxTV	English	newsmax podcasts
followsthewhiterabbit	English	military air operations
ElectionHQ2024	English	election fraud allegations
RealMarjorieGreene	English	blm antifa violence
AMGNEWS2022	English	elite crime exposures
GarrettZ	English	election fraud cronyism
Qanon_storm_incoming	English	spiritual struggles prayer
robinmg	English	eu regulations analysis
BennyJohnson	English	biden trump transition
police_frequency	English	protests in Venezuela
LizCrokinReport	English	epstein scandal
PrincessDiana_Q	English	biden trump transition

Chat name	Language	Characteristic topic
TheTrumpist	English	lebron james crash
BenShapiroGang	English	congressional events
Haintz	German	health and wellbeing
ConservativeBrief	English	biden trump transition
DonaldTrumpOffice	English	multilateral dialogue
NTDNews	English	green energy sustainability
hsretoucher17	English	trump debate topics
zeeemedia	English	injection injuries athletes
TrueGreatAwakening	English	secret control influence
BannonWarRoom	English	eu regulations analysis
WesternJournal	English	lebron james crash
techno_fog	English	epstein scandal
liltalkshow	English	whistleblower dominion bios
TheRealKimShady7	English	luciferian satanism
PepeDeluxed	English	democracy peril corporation
theprofessorsrecord	English	election fraud allegations
WhiteHatsQ	English	deep state exposure
wendyrogersaz	English	senate legislation minors
DrDavidMartin	English	democracy peril corporation
jordansather	English	content moderation

Table 12: **Initial seed list of Telegram channels used to bootstrap the snowball crawler.** We picked the 100 biggest channels in the political category according to <https://telegramchannels.me/ranking> (retrieved on 2025-05-15). The characteristic topic is the topic that is most overrepresented in messages from the given chat, compared to the baseline of messages from all seed chats.