

ON THE FACE MAP OF THE ADMISSIBLE SET WITH IWAHORI LEVEL

QINGCHAO YU

ABSTRACT. To each face \mathcal{F} of the coweight polytope \mathcal{P}_μ , we associate a subset $\text{Adm}(\mu)_\mathcal{F}$ of the μ -admissible set $\text{Adm}(\mu)$, which we refer to as a face of $\text{Adm}(\mu)$. This gives rise to a face decomposition of $\text{Adm}(\mu)$. As an application, we give a complete description of the fibers of the face map $|\Delta|^f$ defined by Pappas-Rapoport [16] and prove that the face map is surjective.

INTRODUCTION

Let $(\Phi, X^*, \Phi^\vee, X_*, \Delta_0)$ be a reduced based root datum. Let W_0 be the Weyl group. Let $\tilde{W} = X_* \rtimes W_0 = \{t^\lambda z \mid \lambda \in X_*, z \in W_0\}$ be the extended affine Weyl group. Let μ be a (not necessarily minuscule) dominant coweight. The coweight polytope \mathcal{P}_μ is defined as the convex hull of $W_0(\mu)$, the W_0 -orbit of μ . Let $\mathcal{F}(\mathcal{P}_\mu)$ be the poset of faces of \mathcal{P}_μ , where $\mathcal{F} \leq \mathcal{F}'$ if $\mathcal{F} \subseteq \mathcal{F}'$.

Define the μ -admissible set as

$$\text{Adm}(\mu) = \{w \in \tilde{W} \mid w \leq t^{\mu'} \text{ for some } \mu' \in W_0(\mu)\}.$$

The notion of the admissible set arose from the study of local models of Shimura varieties and moduli of G -Shtukas. We refer to [17] and the references there for the early history of the subject, and [15], [19], [7], and [1] for more recent developments. The local models stratify into affine Schubert varieties parametrized by the admissible sets (see [15, Theorem 9.3]). The admissible sets also serve as the support of the Bernstein functions in the center of the affine Hecke algebras (see [4, Corollary 5.7]).

The combinatorics of $\text{Adm}(\mu)$ has been studied intensively. Haines-He [6] prove that $\text{Adm}(\mu)$ is equal to the intersection of combinatorial obtuse cones, which indicates that $\text{Adm}(\mu)$ should be regarded as the alcove-theoretic analogue of the coweight polytope \mathcal{P}_μ . Milićević-Viehmann [14], He-Yu [9], Schremmer [20] use the quantum Bruhat graph to study $\text{Adm}(\mu)$ and give a nice description of $\text{Adm}(\mu)$.

Very recently, in [16], Pappas-Rapoport defined a morphism called the divisor map Δ on the quotient stack of the local model, which induces a map

$$|\Delta| : \text{Adm}(\mu) \longrightarrow \mathcal{F}(\mathcal{P}_\mu).$$

They prove that (i) $|\Delta|$ is order-reversing, (ii) $|\Delta|$ sends the unique minimal element τ_μ in $\text{Adm}(\mu)$ to the maximal face \mathcal{P}_μ , and (iii) $|\Delta|$ sends the maximal element $t^{\mu'}$ to the minimal face $\{\mu'\}$ of \mathcal{P}_μ .

Pappas-Rapoport defined the *face map* $|\Delta|^f$ as follows. For any $w \in \text{Adm}(\mu)$, define $\Lambda(w) = \{\mu' \in W_0(\mu) \mid w \leq t^{\mu'}\}$ and define $|\Delta|^f(w)$ as the smallest face of \mathcal{P}_μ containing $\Lambda(w)$. Then it is clear that $|\Delta|(w) \supset |\Delta|^f(w)$ for any $w \in \text{Adm}(\mu)$. They conjectured that the face map $|\Delta|^f$ is surjective and that the map $|\Delta|$ coincides with the map $|\Delta|^f$ (cf. [16, Conjecture 4.1.6, Remark 4.1.7]).

The goal of this paper is to give an explicit description of the fibers of the face map $|\Delta|^f$ and prove that $|\Delta|^f$ is surjective.

For each face \mathcal{F} of \mathcal{P}_μ , we define the face $\text{Adm}(\mu)_\mathcal{F}$ of $\text{Adm}(\mu)$ as the admissible set in a certain Levi subgroup. We refer to §2 and §3 for the exact definition. Moreover, we define the notions of the *interior*, the *boundary*, and the *center* of the face $\text{Adm}(\mu)_\mathcal{F}$ (see §3). These notions play important roles in analyzing the face structure of $\text{Adm}(\mu)$ and the face map.

The main results of this paper are the following.

Theorem 0.1. *The following holds true.*

(1) *Let \mathcal{F} be a face of the polytope \mathcal{P}_μ . We have*

$$\text{Adm}(\mu)_\mathcal{F} = \{w \in \text{Adm}(\mu) \mid \Lambda(w) \subset \mathcal{F}\}.$$

(2) *For any face \mathcal{F} of \mathcal{P}_μ , the fiber $(|\Delta|^f)^{-1}(\mathcal{F})$ is equal to $\text{Adm}(\mu)_\mathcal{F}^\circ$, the interior of the face $\text{Adm}(\mu)_\mathcal{F}$, which is defined as the complement of the union of all smaller faces $\text{Adm}(\mu)_{\mathcal{F}'}$ in $\text{Adm}(\mu)_\mathcal{F}$.*

(3) *There is a decomposition*

$$\text{Adm}(\mu) = \bigsqcup_{\mathcal{F}} \text{Adm}(\mu)_\mathcal{F}^\circ.$$

Here, \mathcal{F} runs over all faces of \mathcal{P}_μ .

(4) *The face map $|\Delta|^f$ is surjective.*

We refer to Theorem 3.1 and Theorem 3.4 for the concrete statements. We note that the decomposition in Theorem 0.1 (2) is closely related to the Hodge-Newton decomposition

$$\text{Adm}(\mu, b) = \bigsqcup_{P'=M'N' \in \mathcal{P}^\sigma} \text{Adm}^M(z_{P'}(\mu), b_{P'})$$

in [3, Theorem 4.11 (1)]. Note also that the interior $\text{Adm}(\mu)^\circ$ is closely related to the Hodge-Newton indecomposable Newton strata.

The paper is organized as follows. In §1, we introduce the coweight polytope \mathcal{P}_μ and recall Maxwell's description of the face structure. In §2, we introduce the μ -admissible set and define its faces. In §3, we state our two main results and the proof is given in §4.

Acknowledgements: I would like to thank Michael Rapoport for introducing the problem to me and for many helpful discussions and suggestions. I would like to thank Xuhua He for his constant support on my research and for many helpful discussions. I would like to thank Hongsheng Hu, Tao Gui, Felix Schremmer, Sian Nie, and Pengcheng Li for helpful discussions. The author is partially supported by the National Natural Science Foundation of China (grant no. 12501018).

1. THE POLYTOPE \mathcal{P}_μ

Let $(\Phi, X^*, \Phi^\vee, X_*, \Delta_0)$ be a reduced based root datum. Let $\langle -, - \rangle$ be the natural pairing between X_* and X^* . Let W_0 be the Weyl group. Let Φ^+ and Φ^- be the sets of positive and negative roots, respectively. Let $V = X_* \otimes_{\mathbb{Z}} \mathbb{R}$. Then W_0 acts on V naturally. A coweight $\lambda \in X_*$ is said to be dominant if $\langle \lambda, \alpha \rangle \geq 0$ for any $\alpha \in \Phi^+$. For any $I \subset \Delta_0$, we denote by W_I the subgroup of W_0 generated by $\{s_\alpha \mid \alpha \in I\}$ and denote by W^I the set of minimal representatives in the left cosets of W_I .

In the rest of this paper, we fix a (not necessarily minuscule) dominant coweight μ . Let $J_\mu = \{\alpha \in \Delta_0 \mid \langle \mu, \alpha \rangle = 0\}$.

A *polytope* is the convex hull of finitely many points in a Euclidean space. A subset \mathcal{F} of a polytope \mathcal{P} is called a *face* of \mathcal{P} if $\mathcal{F} = \mathcal{P}$ or \mathcal{F} is the intersection of \mathcal{P} with a supporting hyperplane of \mathcal{P} .

The *coweight polytope* \mathcal{P}_μ is defined as the convex hull of $W_0(\mu)$ in V . Here, $W_0(\mu)$ is the W_0 -orbit of μ . Let $\mathcal{F}(\mathcal{P}_\mu)$ be the poset of faces of \mathcal{P}_μ , where $\mathcal{F} \leq \mathcal{F}'$ if and only if $\mathcal{F} \subset \mathcal{F}'$.

We now recall a description of the face poset $\mathcal{F}(\mathcal{P}_\mu)$ given by Maxwell [13]. Relevant results can be found in [12, Theorem 1] and [11, Theorem 2.2].

For $I \subset \Delta_0$ and $a \in W^I$, we denote by $\mathcal{F}_{a,I}$ the convex hull of $aW_I(\mu) = \{au(\mu) \mid u \in W_I\}$. Note that $\mathcal{F}_{a,I}$ only depends on the set $aW_IW_{J_\mu}$. In other words, for $I, I' \subset \Delta_0$ and $a, a' \in W^I$, if $aW_IW_{J_\mu} = a'W_{I'}W_{J_\mu}$, then $\mathcal{F}_{a,I} = \mathcal{F}_{a',I'}$.

Theorem 1.1 ([13, Section 5]). (1) For $I \subset \Delta_0$ and $a \in W^I$, the set $\mathcal{F}_{a,I}$ is a face of \mathcal{P}_μ whose set of vertices is $aW_I(\mu)$.

(2) There is an isomorphism of posets:

$$\begin{aligned} \{aW_IW_{J_\mu} \mid I \subset \Delta_0, a \in W^I\} &\xrightarrow{\sim} \mathcal{F}(\mathcal{P}_\mu) \\ aW_IW_{J_\mu} &\longmapsto \mathcal{F}_{a,I}. \end{aligned}$$

(3) Let $I, I' \subset \Delta_0$ and $a \in W^I, a' \in W^{I'}$. If $aW_IW_{J_\mu} \cap a'W_{I'}W_{J_\mu} = \emptyset$, then $\mathcal{F}_{a,I} \cap \mathcal{F}_{a',I'} = \emptyset$. If $aW_IW_{J_\mu} \cap a'W_{I'}W_{J_\mu} \neq \emptyset$, then $aW_IW_{J_\mu} \cap a'W_{I'}W_{J_\mu} = a''W_{I''}W_{J_\mu}$ and $\mathcal{F}_{a,I} \cap \mathcal{F}_{a',I'} = \mathcal{F}_{a'',I''}$ for some $I'' \in \Delta_0$ and $a'' \in W^{I''}$.

If $I = \emptyset$, then $\mathcal{F}_{a,I}$ is the 0-dimensional face $\{a(\mu)\}$. If $I = \Delta_0$, then $\mathcal{F}_{a,I}$ is the maximal face \mathcal{P}_μ . Figure 1 shows the faces of \mathcal{P}_μ in the case of type A_2 and $\mu = 2\omega_1^\vee = (2, 0, 0)$. Figure 2 shows the faces of \mathcal{P}_μ in the case of type C_2 and $\mu = \omega_1^\vee = (1, 0)$.

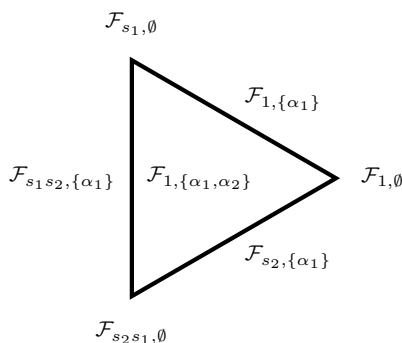


FIGURE 1.

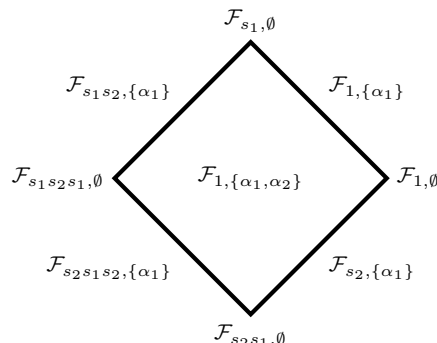


FIGURE 2.

For a face \mathcal{F} of \mathcal{P}_μ , there may be more than one pair (I, a) with $\mathcal{F} = \mathcal{F}_{a, I}$. By [13, Section 2], one can choose (I, a) with $\mathcal{F} = \mathcal{F}_{a, I}$ such that there is no connected component of I lying in J_μ , see also [18, Corollary 1.3] and [21, Proposition 3.2]. In this case, the dimension of $\mathcal{F}_{a, I}$ is equal to the cardinality of I . We don't need this result in this paper, but it is helpful for the reader to keep in mind that one can choose I in this way.

2. THE ADMISSIBLE SET $\text{Adm}(\mu)$

The *extended affine Weyl group* is defined as

$$\tilde{W} = X_* \rtimes W_0 = \{t^\lambda z \mid \lambda \in X_*, z \in W_0\}.$$

The set of simple affine reflections is $\tilde{\mathbb{S}} = \{s_\alpha \mid \alpha \in \Delta_0\} \sqcup \{t^{\theta^\vee} s_\theta\}$, where θ runs over the highest roots of the connected components of Φ and θ^\vee is the coroot dual to θ . Let ℓ be the length function

$$\ell(t^\lambda z) = \sum_{\alpha \in \Phi^+, z^{-1}(\alpha) \in \Phi^+} |\langle \lambda, \alpha \rangle| + \sum_{\alpha \in \Phi^+, z^{-1}(\alpha) \in \Phi^-} |\langle \lambda, \alpha \rangle - 1|.$$

Let W_{aff} be the affine Weyl group, that is, the subgroup of \tilde{W} generated by $\tilde{\mathbb{S}}$. Then $(W_{\text{aff}}, \tilde{\mathbb{S}})$ is a Coxeter system. It is clear that $W_{\text{aff}} = \mathbb{Z}\Phi^\vee \rtimes W_0$ and $\tilde{W} = W_{\text{aff}} \rtimes \Omega$, where Ω is the subset of length-zero elements in \tilde{W} . Let \leq be the Bruhat order of the Coxeter group W_{aff} . We extend \leq to a partial order on \tilde{W} as follows. For $w_1, w_2 \in W_{\text{aff}}$ and $\tau_1, \tau_2 \in \Omega$, define $w_1 \tau_1 \leq w_2 \tau_2$ if $\tau_1 = \tau_2$ and $w_1 \leq w_2$.

The μ -admissible set of \tilde{W} is defined as

$$\text{Adm}(\mu) = \{w \in \tilde{W} \mid w \leq t^{\mu'} \text{ for some } \mu' \in W_0(\mu)\}.$$

It is convenient to think of $\text{Adm}(\mu)$ as the alcove-theoretic analogue of the coweight polytope \mathcal{P}_μ , which we now explain.

The set of *affine roots* is $\tilde{\Phi} = \Phi \times \mathbb{Z}$. For each affine root $\tilde{\alpha} = (\alpha, k) \in \tilde{\Phi}_{\text{aff}}$, the associated root hyperplane is $H_{\tilde{\alpha}} = \{v \in V \mid k + \langle v, \alpha \rangle = 0\}$ and the associated affine reflection is $s_{\tilde{\alpha}} = s_\alpha t^{k\alpha^\vee}$, where α^\vee is the coroot dual to α .

By definition, *alcoves* are connected components of $V - \bigcup_{\tilde{\alpha}} H_{\tilde{\alpha}}$, where $\tilde{\alpha}$ runs over the set of affine roots $\tilde{\Phi}$. Let Σ be the set of alcoves. Note that \tilde{W} acts on V via affine transformation $(t^\lambda z, v) \mapsto z(v) + \lambda$. Then \tilde{W} acts on Σ naturally. The base alcove is defined as

$$\mathfrak{a} = \{v \in V \mid 0 < \langle v, \alpha \rangle < 1 \text{ for every } \alpha \in \Phi^+\}.$$

There is a natural bijection between W_{aff} and Σ sending w to $w(\mathfrak{a})$. Note that for $w \in \tilde{W}$, the length $\ell(w)$ is the number of root hyperplanes $H_{\tilde{\alpha}}$ separating \mathfrak{a} and $w(\mathfrak{a})$. In particular, the set of length-zero elements Ω is the stabilizer of the base alcove \mathfrak{a} .

For any alcove \mathfrak{b} , we define the Bruhat order $\leq_{\mathfrak{b}}$ on Σ with respect to \mathfrak{b} as follows. Let $\mathfrak{b}', \mathfrak{b}'' \in \Sigma$. Define $\mathfrak{b}' \leq_{\mathfrak{b}} \mathfrak{b}''$ if there exists a sequence of alcoves $\mathfrak{b}_1 = \mathfrak{b}', \mathfrak{b}_2, \dots, \mathfrak{b}_{r+1} = \mathfrak{b}''$, and affine roots $\tilde{\alpha}_1, \tilde{\alpha}_2, \dots, \tilde{\alpha}_r$ such that for each i , we have $\mathfrak{b}_{i+1} = s_{\tilde{\alpha}_i}(\mathfrak{b}_i)$ and \mathfrak{b}_i and the base alcove \mathfrak{a} are on the same side of the hyperplane $H_{\tilde{\alpha}_i}$. For $w' \in \tilde{W}$ and $w \in W_{\text{aff}}w'$, we have $w(\mathfrak{a}) \leq_{\mathfrak{a}} w'(\mathfrak{a})$ if and only if $w \leq w'$.

For any root hyperplane H and $z \in W_0$, let $H^{z^-} = H + z(C^-)$ be the connected component of $V - H$ that contains any sufficiently deep alcoves in the Weyl chamber $z(C^-)$. Here, $C^- = \{v \in V \mid \langle v, \alpha \rangle < 0 \text{ for every } \alpha \in \Phi^+\}$ is the anti-dominant Weyl chamber.

Let $w' \in \tilde{W}$ and $z \in W_0$. Following [6, Definition 1.1], we define the *combinatorial obtuse cone* $O(w', z)$ as the set of $w \in W_{\text{aff}}w'$ such that $w(\mathfrak{a}) \leq_{\mathfrak{b}} w'(\mathfrak{a})$ for any alcove sufficiently deep inside the Weyl chamber $z(C^-)$. Equivalently, $O(w', z)$ is the set of $w \in W_{\text{aff}}w'$ such that there exists a sequence of alcoves from $w'(\mathfrak{a})$ to $w(\mathfrak{a})$ in the $z(\Phi^-)$ -direction, that is, a sequence of alcoves $\mathfrak{b}_1 = w'(\mathfrak{a}), \mathfrak{b}_2, \dots, \mathfrak{b}_{r+1} = w(\mathfrak{a})$, and affine roots $\tilde{\alpha}_1, \tilde{\alpha}_2, \dots, \tilde{\alpha}_r$ with $\mathfrak{b}_{i+1} = s_{\tilde{\alpha}_i}(\mathfrak{b}_i)$ and $\mathfrak{b}_{i+1} \in (H_{\tilde{\alpha}_i})^{z^-}$ for each i .

The combinatorial obtuse cone $O(t^{z(\mu)}, z)$ should be regarded as an analogue of the *geometric obtuse cone* $z(\mu) + z(C^-)$ in V . It is clear that

$$(2.1) \quad P_\mu = \bigcap_{z \in W_0} (z(\mu) + z(C^-)).$$

The following theorem, due to Haines-He, is the alcove-theoretic analogue of (2.1).

Theorem 2.1 ([6, Theorem 1.3]). *We have*

$$\text{Adm}(\mu) = \bigcap_{z \in W_0} O(t^{z(\mu)}, z).$$

Let $I \subset \Delta_0$ and $a \in W^I$. We define a subset $\text{Adm}(\mu)_{a,I}$ as follows.

Let $\Phi_{a,I}$ be the subroot system of Φ spanned by $\{a(\alpha) \mid \alpha \in I\}$. Let $\Delta_{a,I} = \{a(\alpha) \mid \alpha \in I\}$ and $\Phi_{a,I}^\pm = \Phi_{a,I} \cap \Phi^\pm$. Since $a \in W^I$, $\Delta_{a,I}$ is the base of $\Phi_{a,I}$ corresponding to the positive system $\Phi_{a,I}^+$. Let $W_{a,I}$ be the reflection subgroup of W_0 generated by $\{s_\beta \mid \beta \in \Phi_{a,I}\}$. Let $\tilde{W}_{a,I} = X_* \rtimes W_{a,I}$ be the extended affine Weyl group of the based root datum $(\Phi_{a,I}, X^*, \Phi_{a,I}^\vee, X_*, \Delta_{a,I})$.

Define

$$\text{Adm}(\mu)_{a,I} = \text{Adm}^{\tilde{W}_{a,I}}(a(\mu)),$$

where $\text{Adm}^{\tilde{W}_{a,I}}(a(\mu))$ is the $a(\mu)$ -admissible set of $\tilde{W}_{a,I}$, which is the set of $w \in \tilde{W}_{a,I}$ such that $w \leq_{a,I} a u(\mu)$ for some $u \in W_I$. Here, $\leq_{a,I}$ is the Bruhat order on $\tilde{W}_{a,I}$. By a standard result of Dyer [2, Corollary 3.4], for $w, w' \in \tilde{W}_{a,I}$, if $w \leq_{a,I} w'$, then $w \leq w'$. Hence, $\text{Adm}(\mu)_{a,I}$ is contained in $\text{Adm}(\mu)$. Note that the maximal elements in $\text{Adm}(\mu)_{a,I}$ are $t^{\mu'}$, where $\mu' \in aW_I(\mu)$, the set of vertices of \mathcal{F} . We call $\text{Adm}(\mu)_{a,I}$ a *face* of $\text{Adm}(\mu)$.

If $I = \emptyset$, then $\text{Adm}(\mu)_{a,I} = \{t^{a(\mu)}\}$. If $I = \Delta_0$, then $\text{Adm}(\mu)_{a,I}$ is equal to $\text{Adm}(\mu)$. Figure 3 is an example in the case of type A_2 and $\mu = 2\omega_1^\vee$. The origin is at the thick dot. The set $\text{Adm}(\mu)$ is the area inside the thick line. The face $\text{Adm}(\mu)_{\emptyset, s_1}$ consists of the alcoves shaded in dark gray. The face $\text{Adm}(\mu)_{\{\alpha_1\}, s_2}$ consists of the alcove shaded in light gray. Figure 4 is an example in the case of type C_2 and $\mu = \omega_1^\vee$. The origin is at the thick dot. The set $\text{Adm}(\mu)$ is the area inside the thick line. The face $\text{Adm}(\mu)_{\{\alpha_1\}, 1}$ consists of the alcoves shaded in dark gray. The face $\text{Adm}(\mu)_{\{\alpha_1\}, s_2 s_1 s_2}$ consists of the alcove shaded in light gray. We see from this example that a face of $\text{Adm}(\mu)$ may not even be “connected”. The reader can compare Figures 3 and 4 with Figures 1 and 2.

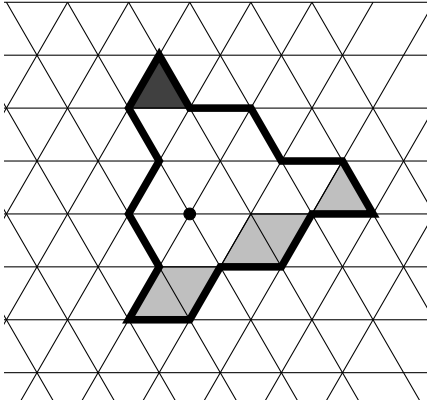


FIGURE 3.

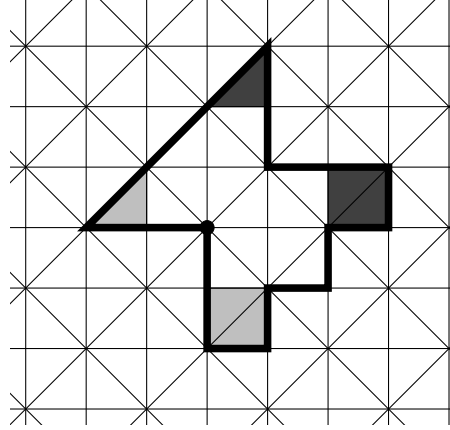


FIGURE 4.

We now give an alternate description of the face $\text{Adm}(\mu)_{a,I}$, which plays an important role in the proof of Theorem 3.1. Let $W_{a,I,\text{aff}} = \Phi_{a,I}^\vee \rtimes W_{a,I}$ be the affine Weyl group of the based root datum $(\Phi_{a,I}, X^*, \Phi_{a,I}^\vee, X_*, \Delta_{a,I})$. Note that $s_{\tilde{\beta}} \in W_{a,I,\text{aff}}$ for any $\tilde{\beta} \in \Phi_{a,I} \times \mathbb{Z}$.

Lemma 2.2. *Let $I \subset \Delta_0$ and $a \in W^I$. Then*

$$\text{Adm}(\mu)_{a,I} = \text{Adm}(\mu) \cap W_{a,I,\text{aff}} t^{a(\mu)}.$$

Proof. The “ \subset ” direction follows from the definition $\text{Adm}(\mu)_{a,I} = \text{Adm}^{\tilde{W}_{a,I}}(a(\mu))$.

We now prove the “ \supset ” direction. By Theorem 2.1,

$$\text{Adm}^{\tilde{W}_{a,I}}(a(\mu)) = \bigcap_{u \in W_I} O^{\tilde{W}_{a,I}}(t^{au(\mu)}, aua^{-1}).$$

Here, for $u \in W_I$, the set $O^{\tilde{W}_{a,I}}(t^{au(\mu)}, aua^{-1})$ is the combinatorial obtuse cone of $\tilde{W}_{a,I}$. In other words, it is the set of $w \in W_{a,I,\text{aff}} t^{au(\mu)}$ such that there is a sequence of alcoves from $t^{au(\mu)}(\mathbf{a})$ to $w(\mathbf{a})$ in the $aua^{-1}(\Phi_{a,I}^-)$ -direction, that is, a sequence of alcoves $\mathbf{b}_1 = t^{au(\mu)}(\mathbf{a})$, $\mathbf{b}_2, \dots, \mathbf{b}_{r+1} = w(\mathbf{a})$, and affine roots $\tilde{\beta}_1, \tilde{\beta}_2, \dots, \tilde{\beta}_r \in \Phi_{a,I} \times \mathbb{Z}$ such that $\mathbf{b}_{i+1} = s_{\tilde{\beta}_i}(\mathbf{b}_i)$ and $\mathbf{b}_{i+1} \in (H_{\tilde{\beta}_i})^{aua^{-1}-}$ for each i .

Let $w \in \text{Adm}(\mu) \cap W_{a,I,\text{aff}} t^{a(\mu)}$. It suffices to prove that $w \in O^{\tilde{W}_{a,I}}(t^{au(\mu)}, aua^{-1})$ for any $u \in W_I$. Since $w \in \text{Adm}(\mu)$, $w \in O(t^{au(\mu)}, au)$ by Theorem 2.1. Then there exists a sequence of alcoves from $t^{au(\mu)}(\mathbf{a})$ to $w(\mathbf{a})$ in the $au(\Phi^-)$ -direction, that is, a sequence of alcoves $\mathbf{b}_1 = t^{au(\mu)}(\mathbf{a})$, $\mathbf{b}_2, \dots, \mathbf{b}_{r+1} = w(\mathbf{a})$, and affine roots $\tilde{\beta}_1, \tilde{\beta}_2, \dots, \tilde{\beta}_r \in \Phi \times \mathbb{Z}$ such that $\mathbf{b}_{i+1} = s_{\tilde{\beta}_i}(\mathbf{b}_i)$ and $\mathbf{b}_{i+1} \in (H_{\tilde{\beta}_i})^{au-}$ for each i .

Since $a \in W^I$, $\Phi_I^- = \Phi_I \cap a^{-1}(\Phi^-)$. Then $au(\Phi_I^-) = aua^{-1}(\Phi_{a,I} \cap \Phi^-) = aua^{-1}(\Phi_{a,I}^-)$. Now it remains to prove that each $\tilde{\beta}_i$ lies in $\Phi_{a,I} \times \mathbb{Z}$.

Take an arbitrary $e \in \mathbf{a}$. Then for each i , $s_{\tilde{\beta}_i}$ sends $w_i(e)$ to $w_i(e) - d_i \gamma_i^\vee$ for some $d_i \in \mathbb{R}_{>0}$ and $\gamma_i^\vee \in au(\Phi^{\vee,+})$. Here, $\Phi^{\vee,+}$ is the set of positive coroots. Then $t^{au(\mu)}(e) - w(e) = d_1 \gamma_1^\vee + d_2 \gamma_2^\vee + \dots + d_r \gamma_r^\vee$. On the other hand, since $w \in W_{a,I,\text{aff}} t^{a(\mu)} = W_{I,au,\text{aff}} t^{au(\mu)}$, $t^{au(\mu)}(e) - w(e) \in au(\mathbb{R}\Phi_I^\vee)$. Here, Φ_I^\vee is the subroot system of Φ^\vee spanned by $\{\alpha^\vee \mid \alpha \in I\}$. This forces all γ_i^\vee to lie in $au(\Phi_I^\vee) = a(\Phi_I^\vee)$. Hence, all $\tilde{\beta}_i$ lie in $\Phi_{a,I} \times \mathbb{Z}$, as desired. \square

3. MAIN RESULTS

For any $w \in \text{Adm}(\mu)$, define $\Lambda(w) = \{\mu' \in W_0(\mu) \mid w \leq t^{\mu'}\}$.

If $w = \tau_\mu$ is the length-zero element in $\text{Adm}(\mu)$, then $\Lambda(w) = W_0(\mu)$. If $w = t^{\mu'}$ for some $\mu' \in W_0(\mu)$, then $\Lambda(w) = \{\mu'\}$. In general, the set $\Lambda(w)$ is very complicated.

The set $\Lambda(w)$ plays an important role in the study of the dual shellability of the μ -admissible set in [10, Section 4] and [8, Section 4], where we have provided an explicit description of the set $\Lambda(w)$ in terms of the quantum Bruhat graph. But we don't need that description in this paper.

The first main result of this paper is the following.

Theorem 3.1. *Let $I \subset \Delta_0$ and $a \in W^I$. Then*

$$\text{Adm}(\mu)_{a,I} = \{w \in \text{Adm}(\mu) \mid \Lambda(w) \subset aW_I(\mu)\}.$$

The proof of Theorem 3.1 will be given in §4.

The following result is a direct consequence of Theorem 3.1. Recall that $\mathcal{F}_{a,I}$ is the face of \mathcal{P}_μ with the set of vertices $aW_I(\mu)$.

Proposition 3.2. *Let $I, I' \subset \Delta_0$ and $a \in W^I, a' \in W^{I'}$. The following holds true.*

- (1) We have $\text{Adm}(\mu)_{a,I} = \text{Adm}(\mu)_{I',a'}$ if and only if $\mathcal{F}_{a,I} = \mathcal{F}_{I',a'}$.
- (2) If $\mathcal{F}_{a,I} \cap \mathcal{F}_{I',a'} = \emptyset$, then $\text{Adm}(\mu)_{a,I} \cap \text{Adm}(\mu)_{I',a'} = \emptyset$. If $\mathcal{F}_{a,I} \cap \mathcal{F}_{I',a'} = \mathcal{F}_{I'',a''}$ for some $I'' \subset \Delta_0$ and $a'' \in W^{I''}$, then $\text{Adm}(\mu)_{a,I} \cap \text{Adm}(\mu)_{I',a'} = \text{Adm}(\mu)_{I'',a''}$.

Proof. (1) The “if” direction follows from Theorem 3.1. Suppose $\text{Adm}(\mu)_{a,I} = \text{Adm}(\mu)_{I',a'}$. Note that the set of maximal elements of $\text{Adm}(\mu)_{a,I}$ is $\{t^{\mu'} \mid \mu' \in aW_I(\mu)\}$. Then $aW_I(\mu) = a'W_{I'}(\mu)$. Therefore, we have $\mathcal{F}_{a,I} = \mathcal{F}_{I',a'}$ as desired.

(2) The statements follow from Theorem 3.1. □

Definition 3.3. Let \mathcal{F} be a face of the polytope \mathcal{P}_μ . Define $\text{Adm}(\mu)_{\mathcal{F}} = \text{Adm}(\mu)_{a,I}$ for any $I \subset \Delta_0$ and $a \in W^I$ with $\mathcal{F} = \mathcal{F}_{a,I}$. This is well-defined by Proposition 3.2 (1).

We now define the notions of interior, boundary, and the center of a face $\text{Adm}(\mu)_{\mathcal{F}}$, which play important roles in analyzing the face map.

Let \mathcal{F} be a face of the polytope \mathcal{P}_μ . Define

$$\text{Adm}(\mu)_{\mathcal{F}}^\circ = \text{Adm}(\mu)_{\mathcal{F}} - \bigcup_{\mathcal{F}_1 \subsetneq \mathcal{F}} \text{Adm}(\mu)_{\mathcal{F}_1}.$$

Here, \mathcal{F}_1 runs over all faces of \mathcal{P}_μ that are properly contained in \mathcal{F} . We call $\text{Adm}(\mu)_{\mathcal{F}}^\circ$ the *interior* of the face $\text{Adm}(\mu)_{\mathcal{F}}$. This is the analogue of the topological interior of the face \mathcal{F} . We call $\text{Adm}(\mu)_{\mathcal{F}} - \text{Adm}(\mu)_{\mathcal{F}}^\circ$ the *boundary* of $\text{Adm}(\mu)_{\mathcal{F}}$.

Let \mathcal{F} be a face of \mathcal{P}_μ . Choose $I \subset \Delta_0$ and $a \in W^I$ such that $\mathcal{F} = \mathcal{F}_{a,I}$. Let $c_{a,I}$ be the length-zero element in $\text{Adm}^{\tilde{W}_{a,I}}(a(\mu))$. Then $c_{a,I}$ is the unique minimal element in $\text{Adm}(\mu)_{a,I}$ with respect to the Bruhat order $\leq_{a,I}$ of $\tilde{W}_{a,I}$. By [2, Corollary 3.4], it is also the unique minimal element with respect to the Bruhat order \leq of \tilde{W} . In particular, $c_{a,I}$ is independent of the choice of the pair (I, a) . We denote $c_{\mathcal{F}} = c_{a,I}$.

By Theorem 3.1, $c_{\mathcal{F}}$ does not lie in $\text{Adm}(\mu)_{\mathcal{F}_1}$ for any smaller face $\mathcal{F}_1 \subsetneq \mathcal{F}$. In other words, we have

$$(3.1) \quad c_{\mathcal{F}} \in \text{Adm}(\mu)_{\mathcal{F}}^\circ.$$

We call $c_{\mathcal{F}}$ the *center* of the face $\text{Adm}(\mu)_{\mathcal{F}}$. This is the analogue of the barycenter of the face \mathcal{F} of \mathcal{P}_μ .

For minimal faces $\mathcal{F} = \{\mu'\}$, $\mu' \in W_0(\mu)$, we have $c_{\mathcal{F}} = t^{\mu'}$. If $\mathcal{F} = \mathcal{P}_\mu$ is the maximal face, then $c_{\mathcal{F}} = \tau_\mu$, the length-zero element in $\text{Adm}(\mu)$. Figure 5 is an example in the case of type A_2 and $\mu = \omega_1^\vee + \omega_2^\vee$. Figure 6 is an example in the case of type C_2 and $\mu = \omega_2^\vee$. In both cases, the boundary consists of the alcoves shaded in light or dark gray. The centers of the “1-dimensional” faces are shaded in dark gray.

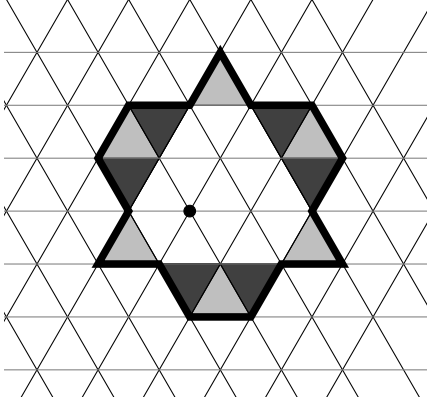


FIGURE 5.

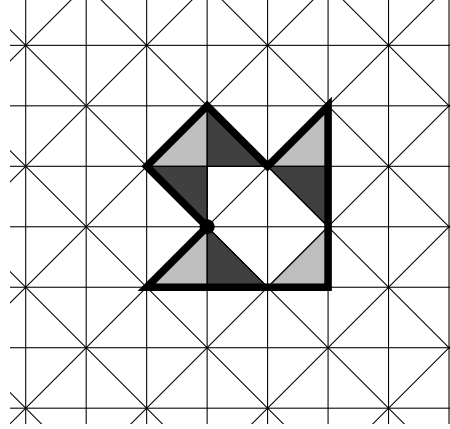


FIGURE 6.

Pappas-Rapoport [16, (4.1.3)] defined the *face map*

$$|\Delta|^f : \text{Adm}(\mu) \longrightarrow \mathcal{F}(\mathcal{P}_\mu)$$

as follows. For $w \in \text{Adm}(\mu)$, define $|\Delta|^f(w)$ as the smallest face of \mathcal{P}_μ containing $\Lambda(w) = \{\mu' \in W_0(\mu) \mid w \leq t^{\mu'}\}$.

It is clear that the face map $|\Delta|^f$ is order reversing, that is, if $w \leq w'$ in $\text{Adm}(\mu)$, then $|\Delta|^f(w) \supset |\Delta|^f(w')$. For $\mu' \in W_0(\mu)$, $|\Delta|^f(t^{\mu'})$ is the zero-dimensional face $\{\mu'\}$. If τ_μ is the unique length-zero element in $\text{Adm}(\mu)$, then $|\Delta|^f(\tau_\mu)$ is the maximal face \mathcal{P}_μ .

Pappas-Rapoport conjectured that the face map $|\Delta|^f$ is surjective and coincides with the map $|\Delta|$ induced from the divisor map (see the introduction).

Our second main result gives an explicit description of the face map $|\Delta|^f$.

Theorem 3.4. *The following statements are true.*

- (1) *For any face \mathcal{F} of \mathcal{P}_μ , the fiber of the face map $(|\Delta|^f)^{-1}(\mathcal{F})$ is equal to $\text{Adm}(\mu)_{\mathcal{F}}^\circ$, the interior of the face $\text{Adm}(\mu)_{\mathcal{F}}$.*
- (2) *There is a decomposition*

$$\text{Adm}(\mu) = \bigsqcup_{\mathcal{F}} \text{Adm}(\mu)_{\mathcal{F}}^\circ.$$

Here, \mathcal{F} runs over all faces of \mathcal{P}_μ . For $w \in \text{Adm}(\mu)$, $|\Delta|^f(w)$ is the unique face \mathcal{F} such that $w \in \text{Adm}(\mu)_{\mathcal{F}}^\circ$.

- (3) *The face map $|\Delta|^f$ is surjective.*

Proof. (1) By definition, for a face \mathcal{F} of \mathcal{P} , the fiber $(|\Delta|^f)^{-1}(\mathcal{F})$ is equal to the set of $w \in \text{Adm}(\mu)$ such that $\Lambda(w)$ is contained in \mathcal{F} but is not contained in any smaller face.

Then the statement follows from Theorem 3.1 and the definition of $\text{Adm}(\mu)_{\mathcal{F}}^\circ$.

- (2) Note that $\text{Adm}(\mu) = \bigsqcup_{\mathcal{F}} (|\Delta|^f)^{-1}(\mathcal{F})$, where \mathcal{F} runs over all faces of \mathcal{P}_μ . Then the statement follows from (1).

(3) By (1), it suffices to prove that $\text{Adm}(\mu)_{\mathcal{F}}^{\circ}$ is non-empty. This follows from the fact that the center element $c_{\mathcal{F}}$ lies in $\text{Adm}(\mu)_{\mathcal{F}}^{\circ}$ (cf. (3.1)). \square

Note that the face map $|\Delta|^f$ is not injective in general, since the interior $\text{Adm}(\mu)_{\mathcal{F}}^{\circ}$ may be large, see Figures 5, 6.

Remark 3.5. The decomposition in Theorem 3.4 (2) is closely related to the Hodge–Newton decomposition

$$\text{Adm}(\mu, b) = \bigsqcup_{P'=M'N' \in \mathcal{P}^{\sigma}} \text{Adm}^M(z_{P'}(\mu), b_{P'})$$

in [3, Theorem 4.11 (1)]. Note also that the interior $\text{Adm}(\mu)^{\circ}$ is closely related to the Hodge–Newton indecomposable Newton strata.

Finally, we give an alternative description of the face map $|\Delta|^f$.

Proposition 3.6. *The face map $|\Delta|^f$ is the unique map from $\text{Adm}(\mu)$ to the face poset of \mathcal{P}_{μ} satisfying the following two properties.*

- (1) $|\Delta|^f$ is order-reversing. That is, if $w < w'$, then $|\Delta|^f(w) \supset |\Delta|^f(w')$.
- (2) For any face \mathcal{F} of \mathcal{P}_{μ} , $|\Delta|^f$ sends the center element $c_{\mathcal{F}}$ to \mathcal{F} .

Proof. Let $|\Delta|'$ be a map satisfying the above two properties. We shall prove that $|\Delta|' = |\Delta|^f$. Let $w \in \text{Adm}(\mu)$. By Theorem 3.4, w lies in the interior $\text{Adm}(\mu)_{\mathcal{F}}^{\circ}$, where $\mathcal{F} = |\Delta|^f(w)$. It suffices to prove that $|\Delta|'(w) = \mathcal{F}$.

Note that $c_{\mathcal{F}}$ is the unique minimal element in $\text{Adm}(\mu)_{\mathcal{F}}$ with respect to \leq . Then $w \geq c_{\mathcal{F}}$. By properties (1), (2), we have $|\Delta|'(w) \subset |\Delta|'(c_{\mathcal{F}}) = \mathcal{F}$. Suppose $|\Delta|'(w) = \mathcal{F}_1$ for some smaller face $\mathcal{F}_1 \subsetneq \mathcal{F}$. Since $w \in \text{Adm}(\mu)_{\mathcal{F}}^{\circ}$, $w \leq t^{\mu'}$ for some $\mu' \in \mathcal{F} - \mathcal{F}_1$. Again, by properties (1), (2), $|\Delta|'(w) \supset |\Delta|'(t^{\mu'}) = \{\mu'\}$. A contradiction. Hence $|\Delta|'(w) = \mathcal{F}$ as desired. \square

4. PROOF OF THEOREM 3.1

We need some preparations. Recall that $\Phi_{a,I}$ is the subroot system of Φ spanned by $\{a(\alpha) \mid \alpha \in J\}$.

- Lemma 4.1.** (1) *For any $w \in \text{Adm}(\mu)$, $z \in W_0$, and $e \in \mathfrak{a}$, we have $w(e) - e = z(\mu - \lambda)$ for some $\lambda \in \mathbb{R}_{\geq 0}\Phi^{\vee,+}$. Here, $\Phi^{\vee,+}$ is the set of positive coroots.*
- (2) *Let $I \subset \Delta_0$ and $a \in W^I$. For any $w \in \text{Adm}(\mu)_{a,I}$, $u \in W_I$, and $e \in \mathfrak{a}$, we have $w(e) - e = au(\mu - \lambda)$ for some $\lambda \in \mathbb{R}_{\geq 0}\Phi_I^{\vee,+}$. Here, $\Phi_I^{\vee,+} = \Phi_I^{\vee} \cap \Phi^{\vee,+}$.*

Proof. (1) follows from Theorem 2.1 and the definition of $O(t^{z(\mu)}, z)$. We now prove (2). Note that $\text{Adm}(\mu)_{a,I} = \text{Adm}^{\tilde{W}_{a,I}}(a(u))$. Apply (1) to $\text{Adm}^{\tilde{W}_{a,I}}(a(u))$, we get $w(e) - e =$

$aua^{-1}(a(\mu) - \lambda')$ for some $\lambda' \in \mathbb{R}_{\geq 0}\Phi_{a,I}^{\vee,+}$. Here, $\Phi_{a,I}^{\vee,+} = \Phi_{a,I}^{\vee} \cap \Phi^{\vee,+}$. Since $a \in W^I$, we have $a^{-1}(\Phi_{a,I}^{\vee,+}) = \Phi_I^{\vee,+}$. Then $w(e) - e = au(\mu - \lambda)$ for some $\lambda \in \mathbb{R}_{\geq 0}\Phi_I^{\vee,+}$. \square

Lemma 4.2. *Let $I \subset \Delta_0$ and $a \in W^I$. Let $w \in \text{Adm}(\mu)_{a,I}$ and $\tilde{\gamma} \in \tilde{\Phi}^+$. Suppose $w < s_{\tilde{\gamma}}w$ and $s_{\tilde{\gamma}}w \in \text{Adm}(\mu)$. Then $\gamma \in \Phi_{a,I} \times \mathbb{Z}$.*

Proof. Write $\tilde{\gamma} = (\gamma, k)$. Take an arbitrary $e \in \mathfrak{a}$. Since $(\gamma, k) \in \tilde{\Phi}^+$, we have $k + \langle e, \gamma \rangle > 0$. As $w \in \text{Adm}(\mu)_{a,I} = \text{Adm}^{\tilde{W}_{a,I}}(a(\mu))$, by Lemma 4.1 (2), we have

$$(4.1) \quad w(e) = e + a(\mu - \lambda)$$

for some $\lambda \in \mathbb{R}_{\geq 0}\Phi_I^{\vee,+}$. Since $w < s_{\tilde{\gamma}}w$, we have $k + \langle e + a(\mu - \lambda), \gamma \rangle > 0$.

Using (4.1), direct computation shows that

$$s_{\tilde{\gamma}}w(e) - e = s_{\gamma}a(\mu - \lambda + (k + \langle e, \gamma \rangle)a^{-1}(\gamma^{\vee}))$$

and

$$s_{\tilde{\gamma}}w(e) - e = a(\mu - \lambda - (k + \langle e + a(\mu - \lambda), \gamma \rangle)a^{-1}(\gamma^{\vee})).$$

Suppose $\gamma \notin \Phi_{a,I}$. Then $a^{-1}(\gamma^{\vee}) \notin \Phi_I^{\vee}$. Note that $\lambda \in \mathbb{R}_{\geq 0}\Phi_I^{\vee,+}$, $k + \langle e, \gamma \rangle > 0$ and $k + \langle e + a(\mu - \lambda), \gamma \rangle > 0$. Then $\lambda - (k + \langle e, \gamma \rangle)a^{-1}(\gamma^{\vee})$ or $\lambda + (k + \langle e + a(\mu - \lambda), \gamma \rangle)a^{-1}(\gamma^{\vee})$ does not lie in $\mathbb{R}_{\geq 0}\Phi^{\vee,+}$. By Lemma 4.1 (1), we have $s_{\tilde{\gamma}}w \notin \text{Adm}(\mu)$. A contradiction. Hence $\gamma \in \Phi_{a,I}$. \square

Remark 4.3. A variant of this lemma is proved in [3, Lemma 4.12] by Görtz-He-Nie using the technique of (I, a) -alcove elements.

Corollary 4.4. (1) *Let $I \subset \Delta_0$ and $a \in W^I$. Then $\text{Adm}(\mu)_{a,I}$ is upwardly closed under Bruhat order, that is, for $w_1, w_2 \in \text{Adm}(\mu)$, if $w_1 < w_2$ and $w_1 \in \text{Adm}(\mu)_{a,I}$, then $w_2 \in \text{Adm}(\mu)_{a,I}$.*

(2) *The restriction of the Bruhat order $\leq_{a,I}$ of $\tilde{W}_{a,I}$ to $\text{Adm}(\mu)^{\tilde{W}_{a,I}}(a(\mu))$ coincides with the restriction of the Bruhat order \leq of \tilde{W} to $\text{Adm}(\mu)_{a,I}$.*

Proof. (1) Since $w_1 < w_2$, by definition of Bruhat order, there is a chain $w_1 < s_{\tilde{\gamma}_1}w_1 < s_{\tilde{\gamma}_2}s_{\tilde{\gamma}_1}w_1 < \dots < s_{\tilde{\gamma}_r} \dots s_{\tilde{\gamma}_1}w_1 = w_2$. Using Lemma 4.2 repeatedly, we conclude that all $\tilde{\gamma}_i \in \Phi_{a,I} \times \mathbb{Z}$ and hence $w_2 \in W_{a,I,\text{aff}}w_1 \cap \text{Adm}(\mu) = \text{Adm}(\mu)_{a,I}$ by Lemma 2.2.

(2) Let $w, w' \in \text{Adm}(\mu)_{a,I}$. If $w \leq_{a,I} w'$, then [2, Corollary 3.4] implies $w \leq w'$.

We now prove the converse. Suppose $w < w'$. Then there is a chain $w < s_{\tilde{\gamma}_1}w < s_{\tilde{\gamma}_2}s_{\tilde{\gamma}_1}w < \dots < s_{\tilde{\gamma}_r} \dots s_{\tilde{\gamma}_1}w = w'$. By (1), all terms in the chain lie in $\text{Adm}(\mu)_{a,I} = \text{Adm}^{\tilde{W}_{a,I}}(a(\mu))$. Again by [2, Corollary 3.4], we have $w <_{a,I} s_{\tilde{\gamma}_1}w <_{a,I} s_{\tilde{\gamma}_2}s_{\tilde{\gamma}_1}w <_{a,I} \dots <_{a,I} s_{\tilde{\gamma}_r} \dots s_{\tilde{\gamma}_1}w = w'$. This completes the proof. \square

We need one more lemma.

Lemma 4.5. *Let $I \subsetneq \Delta_0$. Let $\alpha_1, \alpha_2 \in \Phi^+ - \Phi_I^+$. Suppose $s_{\alpha_1}s_{\alpha_2} \in W_I$. Then $\alpha_1 = \alpha_2$.*

Proof. For $z \in W_0$, denote by $\text{supp}(z)$ the support of z , that is, the set of $\alpha \in \Delta_0$ such that s_α lies in some (or any) reduced expression of z .

Set $u = s_{\alpha_1} s_{\alpha_2} \in W_I$. Since $\alpha_2 \in \Phi^+ - \Phi_I^+$, $s_{\alpha_1} = u s_{\alpha_2} > u = s_{\alpha_1} s_{\alpha_2}$. Hence, we have $\text{supp}(s_{\alpha_1}) \not\supseteq \text{supp}(s_{\alpha_1} s_{\alpha_2}) = I$. Let $i \in \text{supp}(s_{\alpha_1}) - I$. Let ω_i^\vee be the fundamental coweight corresponding to i . Since $u \in W_I$, $u(\omega_i^\vee) = \omega_i^\vee$. On the other hand, we have $u(\omega_i^\vee) = s_{\alpha_1} s_{\alpha_2}(\omega_i^\vee) = \omega_i^\vee - \langle \omega_i^\vee, \alpha_1 \rangle \alpha_1^\vee - \langle \omega_i^\vee, \alpha_2 \rangle \alpha_2^\vee + \langle \omega_i^\vee, \alpha_2 \rangle \langle \alpha_2^\vee, \alpha_1 \rangle \alpha_1^\vee$. If α_1 and α_2 are linearly independent, we must have $\langle \omega_i^\vee, \alpha_1 \rangle = \langle \omega_i^\vee, \alpha_2 \rangle = 0$. This contradicts the assumption $i \in \text{supp}(s_{\alpha_1})$. Hence, $\alpha_1 = \alpha_2$. \square

We now start to prove Theorem 3.1.

Proof of Theorem 3.1. Let $I \subset \Delta_0$ and $a \in W^I$.

We first prove that $\text{Adm}(\mu)_{a,I} \subset \{w \in \text{Adm}(\mu) \mid \Lambda(w) \subset aW_I(\mu)\}$. Let $w \in \text{Adm}(\mu)_{a,I}$. Suppose $w < t^{\mu'}$ for some $\mu' \in W_0(\mu)$. By Corollary 4.4 (1), we get $t^{\mu'} \in \text{Adm}(\mu)_{a,I}$. Then $\mu' \in aW_I(\mu)$.

Next, we prove that $\{w \in \text{Adm}(\mu) \mid \Lambda(w) \subset aW_I(\mu)\} \subset \text{Adm}(\mu)_{a,I}$. Let $w \in \text{Adm}(\mu) - \text{Adm}(\mu)_{a,I}$. It suffices to prove that $w \leq t^{\mu'}$ for some $\mu' \notin aW_I(\mu)$. Apply downward induction to $\ell(w)$. If $\ell(w) = \langle \mu, 2\rho \rangle$, the statement is clear. Now suppose $\ell(w) < \langle \mu, 2\rho \rangle$.

If there exists $w' \in \text{Adm}(\mu) - \text{Adm}(\mu)_{a,I}$ with $w' > w$, then the statement follows from applying the induction hypothesis to w' . Now suppose for all $w' \in \text{Adm}(\mu)$ such that $w' > w$, we have $w' \in \text{Adm}(\mu)_{a,I}$. By [8, Proposition 3.14 (2)] or [5, Proposition 8.7], there are $\tilde{\gamma}_1 = (\gamma_1, k_1), \tilde{\gamma}_2 = (\gamma_2, k_2) \in \tilde{\Phi}^+$ with $\tilde{\gamma}_1 \neq \tilde{\gamma}_2$, $w < s_{\tilde{\gamma}_1} w$, $w < s_{\tilde{\gamma}_2} w$ and $s_{\tilde{\gamma}_1} w, s_{\tilde{\gamma}_2} w \in \text{Adm}(\mu)_{a,I}$.

Since $w \in \text{Adm}(\mu) - \text{Adm}(\mu)_{a,I}$ and $s_{\tilde{\gamma}_1} w, s_{\tilde{\gamma}_2} w \in \text{Adm}(\mu)_{a,I}$, by Lemma 2.2, we have $\gamma_1, \gamma_2 \notin \Phi_{a,I}$ and $s_{\tilde{\gamma}_1} s_{\tilde{\gamma}_2} \in W_{a,I,\text{aff}}$. By Lemma 4.5, we have $\gamma_1 = c\gamma_2$ with $c = \pm 1$. Note that $s_{\tilde{\gamma}_1} s_{\tilde{\gamma}_2} = s_{\gamma_1} s_{\gamma_2} t^{k_1 s_{\gamma_2}(\gamma_1^\vee) + k_2 \gamma_2^\vee} = t^{k_1 s_{\gamma_2}(\gamma_1^\vee) + k_2 \gamma_2^\vee} = t^{(-k_1 c + k_2) \gamma_2^\vee}$. It follows that $(-k_1 c + k_2) \gamma_2^\vee \in \Phi_{a,I}^\vee$. But $\gamma_2 \notin \Phi_{a,I}$. Hence $k_2 = k_1 c$ and $\tilde{\gamma}_1 = c\tilde{\gamma}_2$. This contradicts the assumption that $\tilde{\gamma}_1, \tilde{\gamma}_2 \in \tilde{\Phi}^+$ and $\tilde{\gamma}_1 \neq \tilde{\gamma}_2$. This completes the proof. \square

REFERENCES

- [1] J. Anschütz, I. Gleason, J. Lourenço, and T. Richarz. *On the p -adic theory of local models*. 2022. arXiv: 2201.01234 [math.AG].
- [2] M. Dyer. “Reflection subgroups of Coxeter systems”. In: *Journal of Algebra* 135.1 (1990), pp. 57–73.
- [3] U. Görtz, X. He, and S. Nie. “Fully Hodge-Newton decomposable Shimura varieties”. In: *Peking Math. J.* 2.2 (2019), pp. 99–154.
- [4] T. J. Haines. “Test functions for Shimura varieties: the Drinfeld case.” In: *Duke Mathematical Journal* 106 (2001), pp. 19–40.

- [5] T. J. Haines. “Introduction to Shimura varieties with bad reduction of parahoric type”. In: *Harmonic analysis, the trace formula, and Shimura varieties*. Vol. 4. Clay Math. Proc. Amer. Math. Soc., Providence, RI, 2005, pp. 583–642.
- [6] T. J. Haines and X. He. “Vertexwise criteria for admissibility of alcoves”. In: *Amer. J. Math.* 139.3 (2017), pp. 769–784.
- [7] T. J. Haines and T. Richarz. “Normality and Cohen-Macaulayness of parahoric local models”. In: *J. Eur. Math. Soc. (JEMS)* 25.2 (2023), pp. 703–729.
- [8] X. He, F. Schremmer, and Q. Yu. *Cohen-Macaulayness of Local Models via Shellability of the Admissible Set*. 2026. arXiv: 2603.05875 [math.NT].
- [9] X. He and Q. Yu. “Dimension formula for the affine Deligne-Lusztig variety $X(\mu, b)$ ”. In: *Math. Ann.* 379.3-4 (2021), pp. 1747–1765.
- [10] X. He and Q. Yu. *Dual Shellability of Admissible Set and Cohen-Macaulayness of Local Models*. 2025. arXiv: 2509.11581 [math.AG].
- [11] A. Khare. *Weights of simple highest weight modules over a complex semisimple Lie algebra*. 2013. arXiv: 1305.4104 [math.RT].
- [12] A. Khare and T. Ridenour. “Faces of weight polytopes and a generalization of a theorem of Vinberg”. In: *Algebr. Represent. Theory* 15.3 (2012), pp. 593–611.
- [13] G. Maxwell. “Wythoff’s construction for Coxeter groups”. In: *Journal of Algebra* 123.2 (1989), pp. 351–377.
- [14] E. Milićević and E. Viehmann. “Generic Newton points and the Newton poset in Iwahori-double cosets”. In: *Forum Math. Sigma* 8 (2020), Paper No. e50, 18.
- [15] G. Pappas and X. Zhu. “Local models of Shimura varieties and a conjecture of Kottwitz”. In: *Invent. Math.* 194.1 (2013), pp. 147–254.
- [16] G. Pappas and M. Rapoport. *Toric schemes and integral models for Shimura varieties with $\Gamma_1(p)$ -type level*. 2026. arXiv: 2602.23245 [math.AG].
- [17] G. Pappas, M. Rapoport, and B. Smithling. “Local models of Shimura varieties, I. Geometry and combinatorics”. In: *Handbook of moduli. Vol. III*. Vol. 26. Adv. Lect. Math. (ALM). Int. Press, Somerville, MA, 2013, pp. 135–217.
- [18] L. E. Renner. “Descent systems for Bruhat posets”. In: *J. Algebraic Combin.* 29.4 (2009), pp. 413–435.
- [19] P. Scholze and J. Weinstein. *Berkeley lectures on p-adic geometry*. Vol. 207. Annals of Mathematics Studies. Princeton University Press, Princeton, NJ, 2020, pp. x+250.
- [20] F. Schremmer. “Affine Bruhat order and Demazure products”. In: *Forum Math. Sigma* 12 (2024), Paper No. e53, 56.
- [21] È. B. Vinberg. “On certain commutative subalgebras of a universal enveloping algebra”. In: *Mathematics of the USSR-Izvestiya* 36.1 (Feb. 1991), p. 1.

INSTITUTE FOR ADVANCED STUDY, SHENZHEN UNIVERSITY, NANSHAN DISTRICT, SHENZHEN, GUANGDONG, CHINA

Email address: qingchao_yu@outlook.com