

When Redistribution Becomes a State Variable: Monetary-Fiscal Stabilization with Type-Specific Sticky Wages

Kenji Miyazaki*

2026-05-10

Many tractable TANK models treat redistribution as a contemporaneous wedge. I show that this view is incomplete once wage contracts are type-specific. In a tractable Two-Agent New Keynesian model, each household type adjusts its nominal wage relative to its own previous wage. This own-lag contract makes the cross-type wage gap a payoff-relevant distributional state variable. The wage gap follows a second-order expectational law of motion and feeds back into aggregate demand through consumption dispersion. Inflation stabilization or contemporaneous profit-wedge neutralization therefore generally fails to restore the corresponding representative-agent allocation. Under the maintained commitment benchmark, RANK-equivalent stabilization from period $t = 1$ onward requires history-dependent transfers that respond to inherited wage dispersion, not only current profits. In the benchmark calibration, wage rigidity raises the peak output response to a transfer shock by a factor of 3.27, from 2.49×10^{-4} to 8.14×10^{-4} .

1 Introduction

Many tractable heterogeneous-agent New Keynesian models treat redistribution as a contemporaneous wedge. Distributional effects work through current profits, current transfers, or current labor income, and policy can often neutralize those wedges period by period. I show that this logic breaks down when wage contracts are type-specific. If each household type adjusts its nominal wage relative to its own past wage, current redistribution leaves behind an inherited wage gap. Redistribution then becomes a state variable.

This state variable creates a policy failure result. Stabilizing inflation or offsetting the current profit wedge is not sufficient to restore the representative-agent allocation when inherited wage dispersion is nonzero. Full stabilization requires transfers that respond to the history of distributional distortions. In this model and under the commitment benchmark studied below, monetary and fiscal stabilization must be history dependent once redistribution becomes a state variable.

*Faculty of Economics, Hosei University; miya_ken@hosei.ac.jp. The author thanks Hiroshi Gunji and Kazuki Hiraga for useful comments and suggestions. The author also acknowledges financial support from the Ministry of Education, Science, Sports, and Culture, Grants-in-Aid for Scientific Research (C), 23K01384 and 26K04923.

I study this mechanism in a tractable Two-Agent New Keynesian (TANK) model with sticky prices, type-specific sticky wages, and balanced-budget transfers. The economy has hand-to-mouth households, who consume current disposable income, and savers, who smooth consumption and receive firm dividends. Movements in wages, profits, and transfers therefore change relative spending power. The key question is whether those relative positions remain contemporaneous wedges or become part of the economy's state.

This question is difficult to isolate in the standard model classes. RANK models have no internal distributional state. Standard analytical TANK models often contain profit and transfer wedges, but these wedges are usually contemporaneous objects (Bilbiie 2008, 2020, 2024; Debortoli and Galí 2024). Quantitative HANK models capture rich distributional dynamics, but usually do not isolate this state-space mechanism analytically (McKay et al. 2016; Kaplan et al. 2018; Kaplan and Violante 2018; Broer et al. 2020). Analytical TANK sits between these cases: it retains enough heterogeneity to generate cross-type wage dispersion while preserving transparent equilibrium relations. That tractability is useful here because the object of interest is not only whether heterogeneity changes monetary transmission, but which state variable carries the distributional effects of past shocks.¹

Most analytical TANK results emphasize price stickiness as the main nominal friction. Once wage rigidity is introduced, heterogeneity interacts with labor supply, wage setting, and profit incidence at the same time. Existing sticky-wage TANK and sticky-wage HANK contributions show that labor-market structure matters for fiscal multipliers, labor supply, aggregate dynamics, and policy design (Galí et al. 2007; Furlanetto 2011; Colciago 2011; Ascari et al. 2017; Ida and Okano 2024; Auclert et al. 2023; Gerke et al. 2024). Auclert, Bardoczy, and Rognlie use sticky wages to address the joint behavior of marginal propensities to consume, marginal propensities to earn, and fiscal multipliers; this paper uses type-specific wage adjustment to identify a distributional state variable. Gerke et al. are especially close because they study household labor supply in a sticky-wage HANK environment with union wage setting. This paper is complementary: rather than asking how unions allocate hours in a quantitative HANK economy, it asks how type-specific wage adjustment changes the state space of a tractable TANK economy. The answer is a wage-dispersion state that makes redistribution history dependent.

This paper differs from the closest literatures in a simple way. Analytical TANK models emphasize contemporaneous profit and transfer wedges; here, wage contracts make redistribution history dependent. Quantitative HANK models add rich household heterogeneity; here, the goal is to isolate which distributional object becomes a state variable. Sticky-wage heterogeneous-agent models study labor-market structure and aggregate dynamics; here, the focus is the state-space implication of type-specific own-lag wage adjustment.

The new result is not dual rigidity per se. A related paper, Miyazaki (2025), derives a closed-form TANK model with price and wage rigidities and studies monetary-transmission amplification and welfare under dual nominal frictions. Here, the model retains the forward-looking wage term and defines type-specific wage inflation against each type's own lagged wage. These two features generate a second-order expectational law of motion for wage dispersion. Since own-lag type-specific wage adjustment makes the distributional state predetermined, the stabilizing transfer rule changes from contemporaneous profit-wedge neutralization to history-dependent stabilization.

The paper makes three contributions. First, to my knowledge, it identifies a new distributional state variable in tractable TANK models with type-specific own-lag wage setting. Type-specific

¹For a recent overview of monetary policy and inequality in heterogeneous-agent environments, see McKay and Wolf (2023).

own-lag wage adjustment turns cross-type wage dispersion from a static wedge into a payoff-relevant state variable. Starting from a fully specified log-linearized economy, I reduce the 20-equation system to a five-dynamic-equation canonical representation, closed by a static mapping from wage dispersion and the net wedge into consumption dispersion. The reduction separates the aggregate New Keynesian block from the distributional block and identifies the net distributional wedge, the component of profit income not offset by transfers, as the object linking aggregate shocks to cross-sectional allocations.

Second, it derives a policy failure result and its implementation benchmark. A transfer rule that neutralizes only the contemporaneous profit wedge is generally insufficient. Under the timing and commitment assumptions stated in Proposition 2, RANK-equivalent stabilization requires a history-dependent transfer rule that responds to inherited wage dispersion. The rule eliminates the cross-type wage gap on impact, removes the cross-type consumption gap from period $t \geq 1$ onward, and implements the corresponding Dual-Rigidity RANK allocation under the same price and wage rigidities.

Third, it shows that the mechanism is quantitatively relevant. In the benchmark calibration, wage rigidity amplifies transfer shocks and generates persistent wage and consumption gaps after monetary shocks, even when aggregate output and inflation responses are close to the representative-agent benchmark. The history-dependent transfer rule removes these gaps by absorbing the inherited wage-dispersion state.

The benchmark magnitudes are modest in absolute terms but sizable in relative terms. The peak output-gap response to a 1 percent transfer innovation is 8.14×10^{-4} in Passive TANK, more than three times the 2.49×10^{-4} response in the sticky-price-only TANK economy. After a monetary policy shock, aggregate output responses are close to the RANK benchmark: the peak output gap is 1.47×10^{-2} in Passive TANK and 1.49×10^{-2} in Dual-Rigidity RANK. But wage and consumption gaps remain persistent, with a maximum consumption gap of 5.04×10^{-3} . The history-dependent transfer rule eliminates these gaps by absorbing the inherited wage-dispersion state.

The forward-looking wage-dispersion equation also gives a direct wage-setting channel for redistributive forward guidance. Holding expected productivity and aggregate real wages fixed, a higher expected future transfer lowers the expected future net distributional wedge and reduces current wage dispersion. Expected future redistribution therefore enters current wage-setting incentives through the distributional state.

The rest of the paper is organized as follows. Section 2 presents the model, the log-linearized equilibrium system, and the canonical representation. Section 3 uses the wage-dispersion law to show why contemporaneous profit-wedge neutralization is insufficient and derives the history-dependent transfer rule. Section 4 compares passive and active regimes in impulse-response exercises. Section 5 concludes.

2 Model and Canonical Representation

The model is a TANK economy with two household types, type-specific sticky wages, sticky prices, and balanced-budget redistribution. Hand-to-mouth households consume current disposable income. Savers trade bonds and receive firm dividends. Technology, monetary, and transfer shocks move the economy, and own-lag type-specific wage adjustment makes the cross-type wage gap the key state variable for the analysis.

This section lays out the baseline environment, states the log-linearized equilibrium system, and derives the canonical reduction. The online appendix gives the nonlinear household, labor-packer, firm, and government problems, together with the first-order log-linearization around the symmetric zero-inflation steady state.

2.1 Environment

Households.

Households form a continuum of measure one. Type H households have population share $\lambda \in [0, 1)$, and Type S households have share $1 - \lambda$. Both types have the same period utility, with discount factor $\beta \in (0, 1)$, inverse elasticity of intertemporal substitution $\gamma > 0$, and inverse Frisch elasticity $\varphi > 0$. Type S households trade one-period nominal bonds and receive firm dividends. Type H households do not participate in asset markets.

Let $W_t^j \equiv W_t^{N,j}/P_t$ denote the type-specific real wage for $j \in \{H, S\}$. Aggregate price inflation and type-specific wage inflation are defined by

$$\Pi_t^p \equiv \frac{P_t}{P_{t-1}}, \quad \Pi_t^j \equiv \frac{W_t^{N,j}}{W_{t-1}^{N,j}}, \quad j \in \{H, S\}.$$

Labor market and wage setting.

The labor market has differentiated labor services and nominal wage stickiness. Households supply labor varieties to a representative labor packer, which aggregates them into a homogeneous labor input. The elasticity of substitution across labor types is $\psi_w > 1$, and wage setting is subject to Rotemberg adjustment costs with parameter $\eta_w \geq 0$. Each household type adjusts its nominal wage relative to its own previous nominal wage, rather than relative to an aggregate wage index.

The own-lag specification has a concrete contract interpretation. If type j renegotiates its nominal wage, the relevant reference point is type j 's previous contract. This captures segment-specific wage bargaining, type-specific unions, occupation-specific contracts, firm-type wage ladders, and contract renegotiation within labor-market segments whose past nominal wages are separately recorded. In such environments, the object being renegotiated is the segment's own nominal wage, not the economy-wide average wage.² A common-lag specification imposes the opposite synchronization assumption, under which each type's wage adjustment is measured against the same aggregate lagged wage. That synchronization mechanically removes the inherited relative-wage state studied in this paper. The own-lag case is therefore a transparent benchmark for studying the state-space consequence of type-specific wage adjustment.

Table 1 summarizes the role of the wage specification. The paper's results do not come from sticky wages alone. The inherited wage-gap state comes from own-lag type-specific wage adjustment. Transfer anticipation inside the wage-gap equation comes from the forward-looking wage term in the wage-dispersion block. The baseline contains both forces, while common-wage or common-lag closures remove the inherited distributional state by construction. In the common-wage

²This interpretation is consistent with micro and institutional evidence that wage changes are often governed by contract-level, firm-level, industry-level, or occupation/skill-specific bargaining units rather than by a continuously adjusted aggregate wage. Cross-country evidence links the timing of wage-setting decisions to monetary transmission (Olivei and Tenreyro 2010), French agreement data document wage rigidity and bargaining at industry and firm levels (Avouyi-Dovi et al. 2013), Swedish wage-negotiation data show that fixed-wage contracts matter for monetary non-neutrality (Björklund et al. 2019), and Spanish collective agreements set province-sector-skill-specific wage floors that are renegotiated infrequently (Adamopoulou et al. 2024). These facts motivate the reduced-form benchmark for segment-specific wage contracts used here.

Table 1: Wage specifications and distributional-state implications.

Specification	Inherited wage-gap state?	Transfer anticipation in wage gap?	Policy implication
Own-lag plus forward-looking wage setting	Yes	Yes	History-dependent transfers needed
Own-lag, no forward-looking wage term	Yes	No	History-dependent transfers still needed
Common-lag plus forward-looking wage setting	No	Yes	No inherited-state rationale
Common wage/common labor closure	No	No	Contemporaneous wedge only

closure, the aggregate sticky-wage equation still has the usual lagged and expected future aggregate wage terms, as in the corresponding RANK sticky-wage economy; what disappears is the independent cross-type wage-dispersion state. Appendix A.2 gives the algebra behind the closed-form comparisons summarized in Table 1.

These comparisons clarify which assumption does the work. Proposition 1 and the history-dependent part of Proposition 2 require the own-lag term because only then does σ_{t-1}^w enter the wage-dispersion law. Proposition 3 requires the forward-looking wage term because only then do expected future transfers enter current wage-setting incentives through that dispersion law. The common-lag and common-wage cases serve as comparison economies that remove the state variable by construction.

Firms and price setting.

The production sector consists of a final-goods aggregator and a continuum of intermediate firms. Intermediate firms produce differentiated goods with linear technology $Y_t(j) = \exp(a_t)N_t(j)$, where a_t is a neutral technology shock. They set prices subject to Rotemberg adjustment costs with parameter $\eta_p \geq 0$. Dividends D_t accrue exclusively to Type S households. A steady-state subsidy removes the average markup distortion, so firm ownership matters for transitional redistribution rather than steady-state inequality.

Aggregation, transfers, and monetary policy.

At first order, the aggregate quantities used below are

$$c_t = \lambda c_t^H + (1 - \lambda)c_t^S, \quad n_t = \lambda n_t^H + (1 - \lambda)n_t^S, \quad w_t = \lambda w_t^H + (1 - \lambda)w_t^S.$$

The online appendix gives the exact CES aggregation formulas.

Let Z_t denote the transfer received by Type H households:

$$Z_t = z_t Y,$$

where Y is steady-state output and z_t is the redistribution shock or policy instrument in normalized units. A balanced-budget levy on Type S households finances the transfer. I treat z_t as a reduced-form redistributive instrument; Section 3 discusses the policy benchmark.

Monetary policy follows

$$R_t^N = \frac{\exp(-m_t)}{\beta} (\Pi_t^p)^\phi,$$

where m_t is the monetary policy shock. In the first-order system, the ex ante real rate is

$$r_t = r_t^N - \mathbb{E}_t \pi_{t+1}^p,$$

where r_t^N is the log deviation of R_t^N .

Rotemberg price setting, type-specific Rotemberg wage setting with own-lag wage inflation, and the redistributive transfer disturbance z_t define the dual-rigidity TANK environment. In the passive benchmark, z_t follows an exogenous AR(1) process. Section 3 replaces that passive process with a state-contingent transfer rule.

Table 2: Core primitive parameters used below.

Symbol	Meaning
Preferences / Heterogeneity	
β	Discount factor
γ	Inverse elasticity of intertemporal substitution
φ	Inverse Frisch elasticity
λ	Share of hand-to-mouth households
Nominal Rigidities / Market Structure	
ψ_p	Elasticity of substitution across goods
η_p	Rotemberg price adjustment cost
ψ_w	Elasticity of substitution across labor types
η_w	Rotemberg wage adjustment cost
Policy / Shock Processes	
ϕ	Taylor-rule response to price inflation
ρ_a	Persistence of the technology shock
ρ_m	Persistence of the monetary shock
ρ_z	Persistence of the transfer shock

I also use a common-wage/common-labor-supply closure as a comparison benchmark. It is related to the homogeneous-labor-supply assumption in sticky-wage HANK models with union wage setting (Gerke et al. 2024). The baseline analysis does not impose this restriction; the canonical comparison below and Appendix A.3 show how imposing $w_t^H = w_t^S = w_t$ and $n_t^H = n_t^S = n_t$ removes the independent wage-dispersion state.

The next subsection presents the first-order equilibrium system implied by this baseline environment.

2.2 The Log-Linearized Economy

The log-linearized economy has a nonredundant system of 20 equations in 20 endogenous variables. This subsection presents that system and highlights the blocks that generate the five-dynamic-equation canonical representation below. Table 2 collects the primitive parameters used in the derivation.

Throughout, lower-case letters denote log deviations from the symmetric zero-inflation steady state, as in $c_t = \log(C_t/C)$. Variables expressed as shares of steady-state output follow the same convention: $d_t = D_t/Y$ is the profit/dividend share, and z_t is the real transfer to Type H households scaled by steady-state output, so the level transfer is $Z_t = z_t Y$.

The ex ante real rate is $r_t = r_t^N - \mathbb{E}_t \pi_{t+1}^p$, where r_t^N is the log deviation of the gross nominal interest rate R_t^N . I write π_t^p for price inflation, π_t^w for aggregate nominal wage inflation, μ_t^p for the price markup, and μ_t^w for the aggregate wage markup. Household-specific variables with superscript $j \in \{H, S\}$ follow the same notation.

Aggregation and cross-sectional dispersion.

The canonical reduction starts from an aggregate/dispersion decomposition. Once the aggregate level and the cross-type gap are known, the allocations of Type H and Type S households can be recovered directly. For any variable $j \in \{c, w, n\}$, the aggregate level is

$$j_t = \lambda j_t^H + (1 - \lambda) j_t^S.$$

Table 3: Nonredundant log-linear equilibrium system.

Name	Equation
Household Block	
Type S Euler equation	$r_t = \gamma \mathbb{E}_t \Delta c_{t+1}^S$
Type H budget constraint	$c_t^H = w_t^H + n_t^H + z_t$
Aggregate consumption aggregation	$c_t = \lambda c_t^H + (1 - \lambda) c_t^S$
Aggregate labor aggregation	$n_t = \lambda n_t^H + (1 - \lambda) n_t^S$
Wage Block	
Aggregate wage Phillips curve	$\pi_t^w = \beta \mathbb{E}_t \pi_{t+1}^w - \frac{\psi_w}{\eta_w} \mu_t^w$
Aggregate wage-markup definition	$\mu_t^w = w_t - \gamma c_t - \varphi n_t$
Aggregate wage-inflation identity	$\pi_t^w = w_t - w_{t-1} + \pi_t^p$
Type H wage Phillips curve	$\pi_t^H = \beta \mathbb{E}_t \pi_{t+1}^H - \frac{\psi_w}{\eta_w} \mu_t^H$
Type H wage-markup definition	$\mu_t^H = w_t^H - \gamma c_t^H - \varphi n_t^H$
Type H wage-inflation identity	$\pi_t^H = w_t^H - w_{t-1}^H + \pi_t^p$
Type H labor demand	$n_t^H = n_t - \psi_w (w_t^H - w_t)$
Aggregate wage aggregation identity	$w_t = \lambda w_t^H + (1 - \lambda) w_t^S$
Aggregate wage-markup aggregation identity	$\mu_t^w = \lambda \mu_t^H + (1 - \lambda) \mu_t^S$
Aggregate wage-inflation aggregation identity	$\pi_t^w = \lambda \pi_t^H + (1 - \lambda) \pi_t^S$
Price Block	
Price Phillips curve	$\pi_t^p = \beta \mathbb{E}_t \pi_{t+1}^p - \frac{\psi_p}{\eta_p} \mu_t^p$
Price-markup definition	$\mu_t^p = a_t - w_t$
Profit-share definition	$d_t = a_t - w_t$
Market-Clearing Block	
Resource constraint	$y_t = c_t$
Production function	$y_t = a_t + n_t$
Taylor rule	$r_t = \phi \pi_t^p - \mathbb{E}_t \pi_{t+1}^p - m_t$

The corresponding cross-type dispersion is

$$\sigma_t^j = j_t^S - j_t^H.$$

Throughout the paper, “dispersion” refers to this cross-type gap between saver and hand-to-mouth households, not to a statistical variance.

The full system of equations.

The full system consists of 20 equilibrium equations and three exogenous shock processes. Four equations carry the mechanism: the Type H budget constraint, the own-lag wage-inflation identity, Type H labor demand, and the profit-share definition. Together they link transfers, wage dispersion, labor-income dispersion, and the net distributional wedge.

The Taylor rule closes the aggregate block. Table 3 groups the equations into the household, wage, price, and market-clearing blocks used in the derivation. The online appendix gives the nonlinear conditions and intermediate log-linearization steps.

Exogenous shocks.

Three exogenous structural shocks drive the system: a neutral technology shock (a_t), a monetary

Table 4: Composite coefficients used in the canonical representation.

Symbol	Meaning
κ_w	Wage Phillips curve slope, ψ_w/η_w
κ_p	Price Phillips curve slope, ψ_p/η_p
κ_x	Wage sensitivity to the output gap, $\kappa_w(\gamma + \varphi)$
κ_a	Composite wage-equation coefficient, $\kappa_p + \kappa_w$
Θ_σ	Dispersion dampening factor, $1 + \beta + \kappa_w[(1 - \gamma) + \psi_w(\gamma + \varphi)]$
Θ_w	Aggregate wage adjustment factor, $1 + \beta + \kappa_a$

policy shock (m_t), and a transfer shock (z_t). Each follows an independent AR(1) process:

$$\begin{aligned} a_t &= \rho_a a_{t-1} + e_t^a \\ m_t &= \rho_m m_{t-1} + e_t^m \\ z_t &= \rho_z z_{t-1} + e_t^z \end{aligned}$$

where the persistence parameters satisfy $0 \leq \rho_i < 1$ for $i \in \{a, m, z\}$, and the innovations e_t^i are zero-mean, i.i.d. shocks. In the log-linearized and canonical system, z_t is an exogenous transfer disturbance. Section 3 replaces this passive law of motion with a state-contingent policy rule and reinterprets z_t as an active stabilization instrument.

2.3 The Canonical Representation

Starting from the nonredundant system above, I derive the reduced representation used in the main analysis. The result is a five-dynamic-equation core plus the static consumption-dispersion mapping needed to close the TANK IS curve. This representation separates the aggregate New Keynesian block from the distributional block. The new state variable is the cross-type wage gap: with type-specific sticky wages, it follows its own expectational law of motion instead of collapsing to a contemporaneous wedge.

The reduction has three steps. First, a static dispersion block maps wage dispersion and the net distributional wedge into consumption dispersion. Second, the wage block turns cross-type wage dispersion into a forward-looking endogenous state. Third, the distributional block is combined with the TANK IS curve, the price Phillips curve, the aggregate real wage equation, and the Taylor rule. Appendix A.1 gives the algebraic derivation.

Table 4 collects the composite coefficients used in the reduction. The two central terms are Θ_σ and Θ_w , which summarize the persistence of wage dispersion and aggregate real wages implied by nominal rigidities and expectational terms.

The net distributional wedge and static dispersion.

Markup fluctuations make aggregate profits deviate from zero, so $d_t = a_t - w_t \neq 0$. I define the *net distributional wedge*, ω_t , as the component of the profit share not neutralized by government transfers:

$$\omega_t = d_t - z_t$$

with $d_t - z_t \equiv a_t - w_t - z_t$.

Solving the household budget constraints in deviations from the aggregate mean gives the static consumption-dispersion mapping (Appendix A.1):

$$\sigma_t^c = (1 - \psi_w)\sigma_t^w + \frac{\omega_t}{1 - \lambda} \quad (1)$$

This equation shows how heterogeneity enters the allocation. Any unsterilized profit fluctuation ($\omega_t > 0$) enriches asset-holding savers relative to hand-to-mouth households and widens the consumption gap. The wage gap also determines idiosyncratic labor supply dispersion through $\sigma_t^n = -\psi_w \sigma_t^w$, which feeds into relative earnings.

This reduced-form transfer wedge is closely related to Bilbiie (2020) and Bilbiie (2024). In those flexible-wage benchmarks, transfers to hand-to-mouth households can neutralize the contemporaneous profit wedge. Here, contemporaneous neutralization is not enough for RANK equivalence because sticky wages create the additional state variable σ_t^w .

The flexible-wage economy ($\psi_w \rightarrow \infty$ and $\eta_w/\psi_w \rightarrow 0$) makes this point more sharply. Wage dispersion vanishes ($\sigma_t^w \rightarrow 0$), but the labor reallocation effect $(1 - \psi_w)\sigma_t^w$ does not. It converges to $-\frac{\gamma}{\varphi+\gamma} \frac{\omega_t}{1-\lambda}$. As a result, consumption inequality does not reduce to the standalone profit wedge; it collapses to a dampened proportional relationship:

$$\sigma_t^c \rightarrow \frac{\varphi}{\varphi + \gamma} \frac{\omega_t}{1 - \lambda} \quad (2)$$

Thus, even with price stickiness and perfect wage flexibility, the unsterilized profit wedge ω_t drives an endogenous consumption gap.

This exact flexible-wage limit is stronger than the sticky-price-only numerical regime in Section 4, where $\eta_w = 0$ but ψ_w remains finite. In that regime, the wage-dispersion block becomes static rather than inertial, and the contemporaneous distributional wedge pins down wage dispersion.

Inequality as an endogenous state variable.

With dual nominal rigidities, wage dispersion is no longer a static function of contemporaneous fundamentals. It becomes an endogenous variable in the model's state-space representation. Because Rotemberg adjustment costs lead Type S and Type H households to smooth nominal wage adjustments independently, their wage gap evolves according to

$$\sigma_t^w = \frac{1}{\Theta_\sigma} \left(\sigma_{t-1}^w + \beta \mathbb{E}_t \sigma_{t+1}^w + \frac{\gamma \kappa_w}{1 - \lambda} \omega_t \right) \quad (3)$$

Here, $\kappa_w \equiv \psi_w/\eta_w$ is the slope of the wage Phillips curve, and $\Theta_\sigma \equiv 1 + \beta + \kappa_w[(1 - \gamma) + \psi_w(\gamma + \varphi)]$ is the dispersion dampening factor. This coefficient captures how nominal wage rigidity and endogenous labor-market adjustment dampen current wage dispersion.

The lead and lag terms in (3) come from different features of the wage block. Retaining the forward-looking wage term produces $\mathbb{E}_t \sigma_{t+1}^w$. Measuring each type's wage inflation against its own lagged wage produces the inherited-state term σ_{t-1}^w . If the lead term is suppressed, the expectational component disappears; if the common-lag inflation identity is used instead, the inherited-state term disappears. Appendix A.2 shows these comparisons algebraically.

Economically, under the baseline own-lag specification, nominal wage rigidity ($\eta_w > 0$) generates both *history dependence* (σ_{t-1}^w) and *forward-looking expectations* ($\mathbb{E}_t \sigma_{t+1}^w$) in cross-sectional inequality. A shock that creates a distributional wedge ω_t therefore induces a wage gap that persists over time. As $\eta_w \rightarrow 0$ with finite ψ_w , the law of motion collapses back to a static mapping of the contemporaneous wedge.

Macroeconomic blocks and composite parameters.

The macroeconomic blocks mirror standard New Keynesian equations but add distributional feedback. Let $x_t = y_t - y_t^f$ denote the output gap, where $y_t^f = \frac{1+\varphi}{\gamma+\varphi} a_t$ is the natural level of output under flexible prices and flexible wages in this model. Household heterogeneity changes equilibrium dynamics through the distributional block around this same natural allocation, rather than changing y_t^f itself.

The aggregate demand block gives the TANK IS curve:

$$x_t = \mathbb{E}_t x_{t+1} - \frac{1}{\gamma}(r_t - r_t^f) - \lambda(\sigma_t^c - \mathbb{E}_t \sigma_{t+1}^c) \quad (4)$$

where $r_t^f = \gamma \mathbb{E}_t \Delta y_{t+1}^f$ is the natural rate of interest.³ Equivalently, the same relationship can be written as:

$$r_t = r_t^f + \gamma(\mathbb{E}_t \Delta x_{t+1} + \lambda \mathbb{E}_t \Delta \sigma_{t+1}^c)$$

The term $\lambda \mathbb{E}_t \Delta \sigma_{t+1}^c$ is the core heterogeneity channel: expected increases in consumption inequality raise current aggregate demand.

The macroeconomic supply block comprises the price Phillips curve and a unified aggregate real wage equation:

$$\begin{aligned} \pi_t^p &= \kappa_p(w_t - a_t) + \beta \mathbb{E}_t \pi_{t+1}^p, \\ w_t &= \frac{1}{\Theta_w} (w_{t-1} + \beta \mathbb{E}_t w_{t+1} + \kappa_x x_t + \kappa_a a_t). \end{aligned}$$

The composite parameters combine the two nominal rigidities. The price Phillips curve slope is $\kappa_p \equiv \psi_p / \eta_p$, so greater price rigidity flattens the curve. The wage-block slope κ_w determines the output-gap loading in real wages through $\kappa_x \equiv \kappa_w(\gamma + \varphi)$. When wages are highly rigid ($\eta_w \rightarrow \infty$), $\kappa_w \rightarrow 0$ and the real wage disconnects from the output gap ($\kappa_x \rightarrow 0$), suppressing the standard labor-market adjustment mechanism. The remaining terms are $\kappa_a \equiv \kappa_p + \kappa_w$, the composite technology-loading coefficient, and $\Theta_w \equiv 1 + \beta + \kappa_a$, the aggregate wage adjustment factor.

The formulation exposes a structural symmetry: both the wage-dispersion law and the aggregate real wage equation satisfy parallel second-order expectational difference equations, governed by Θ_σ and Θ_w . Moreover, $\Theta_\sigma > \Theta_w$ whenever $\kappa_w \psi_w(\gamma + \varphi) > \kappa_p$. Since $\psi_w(\gamma + \varphi)$ scales the labor-market adjustment channel, this inequality holds for typical calibrations and means that current wage dispersion is more strongly dampened, for a given right-hand-side state, than the aggregate real wage. Persistence is governed by the stable characteristic root rather than by Θ alone; in the benchmark calibration below, the smaller stable root for the dispersion block implies faster decay of inherited wage dispersion than of the aggregate real wage.

Monetary policy follows a standard Taylor rule. The coefficient $\phi > 1$ ⁴ is the central bank's inflation response, and m_t is an exogenous monetary policy shock:

$$r_t = \phi \pi_t^p - \mathbb{E}_t \pi_{t+1}^p - m_t$$

The canonical system.

Table 5 summarizes the five dynamic equations and the auxiliary static mapping that closes the system. Keeping the distributional relations separate from the aggregate equations makes clear where heterogeneity enters transmission. Here r_t^f is the natural real interest rate, $\omega_t = d_t - z_t = a_t - w_t - z_t$ is the net distributional wedge, and σ_t^c and σ_t^w denote cross-type consumption and wage dispersion. Appendix A.1 gives the detailed elimination steps and recovery identities.

³Explicitly, $r_t^f = \gamma \frac{1+\varphi}{\gamma+\varphi} \mathbb{E}_t \Delta a_{t+1}$. This is the natural real rate implied by the flexible-price, flexible-wage allocation in this model. In the present framework, this object coincides in the TANK and RANK cases and is the benchmark object used for the output-gap representation throughout the paper.

⁴The condition $\phi > 1$ ensures the Taylor principle, which is necessary for local determinacy in the RANK limit. In the heterogeneous-agent economy, local determinacy of the full canonical system is verified numerically in Appendix C.1.

Table 5: Canonical system and auxiliary dispersion mapping.

Name	Equation
TANK IS curve	$x_t = \mathbb{E}_t x_{t+1} - \frac{1}{\gamma}(r_t - r_t^f) - \lambda(\sigma_t^c - \mathbb{E}_t \sigma_{t+1}^c)$
Price Phillips curve	$\pi_t^p = \beta \mathbb{E}_t \pi_{t+1}^p + \kappa_p(w_t - a_t)$
Taylor rule	$r_t = \phi \pi_t^p - \mathbb{E}_t \pi_{t+1}^p - m_t$
Aggregate real wage equation	$w_t = \frac{1}{\Theta_w} (w_{t-1} + \beta \mathbb{E}_t w_{t+1} + \kappa_x x_t + \kappa_a a_t)$
Law of motion for wage dispersion	$\sigma_t^w = \frac{1}{\Theta_\sigma} \left(\sigma_{t-1}^w + \beta \mathbb{E}_t \sigma_{t+1}^w + \frac{\gamma \kappa_w}{1 - \lambda} \omega_t \right)$
Auxiliary static dispersion mapping	$\sigma_t^c = (1 - \psi_w) \sigma_t^w + \frac{\omega_t}{1 - \lambda}$

The canonical system also nests useful limiting cases. When $\lambda = 0$, the distributional block decouples from aggregate dynamics and the model reduces to a RANK economy with dual nominal rigidities:

$$r_t = r_t^f + \gamma \mathbb{E}_t \Delta x_{t+1} \quad (5)$$

This reduction concerns the equilibrium transmission block, not the definition of the natural allocation, which is the same object used throughout.

By contrast, in the flexible-wage limit $\psi_w \rightarrow \infty$ (with $\eta_w/\psi_w \rightarrow 0$), wage dispersion vanishes ($\sigma_t^w \rightarrow 0$). As (2) shows, consumption dispersion need not vanish. Substituting this active distributional limit back into the aggregate demand block gives the corresponding IS curve:

$$x_t = \mathbb{E}_t x_{t+1} - \frac{1}{\gamma}(r_t - r_t^f) + \frac{\lambda \varphi}{(\varphi + \gamma)(1 - \lambda)} \mathbb{E}_t \Delta \omega_{t+1}$$

Hence, the limiting economy remains a sticky-price-only TANK model rather than a RANK model unless the net wedge itself is fully neutralized ($\omega_t = 0$). This distinction matters for the policy analysis below: eliminating wage dispersion is not enough if the profit-transfer wedge continues to generate consumption dispersion.⁵

Comparison with a common-wage/common-labor-supply closure.

As a comparison, impose a common wage and common labor supply across household types, $w_t^H = w_t^S = w_t$ and $n_t^H = n_t^S = n_t$. This closure, related to the homogeneous-labor-supply assumption in sticky-wage HANK models with union wage setting (Gerke et al. 2024), removes the wage-dispersion state by assumption while retaining the aggregate sticky-wage dynamics. The static dispersion block becomes

$$\sigma_t^c = \frac{\omega_t}{1 - \lambda}, \quad \omega_t = a_t - w_t - z_t. \quad (6)$$

Under this closure, the canonical system no longer contains an independent law of motion for wage dispersion. The four aggregate dynamic equations are the first four rows of Table 5, and the static relation in (6) replaces the fifth row. Equivalently, substituting (6) into the TANK IS curve in Table 5 gives

$$x_t = \mathbb{E}_t x_{t+1} - \frac{1}{\gamma}(r_t - r_t^f) - \frac{\lambda}{1 - \lambda} (\omega_t - \mathbb{E}_t \omega_{t+1}). \quad (7)$$

⁵This limiting result differs from equivalence results that compare sticky-price and sticky-wage polar cases in representative-agent environments, such as Bilbiie and Trabandt (2025). With $\lambda > 0$, the condition for collapse to RANK is not merely $\sigma_t^w = 0$, but $\omega_t = 0$.

The economy remains TANK as long as $\omega_t \neq 0$, but the endogenous inequality state studied in the baseline model disappears. The mechanism is therefore not heterogeneity alone; it is the interaction of heterogeneity with type-specific sticky wage adjustment. Appendix A.3 gives the algebraic reduction.

3 Analytical Policy Implications

Contemporaneous profit-wedge neutralization is not enough once wage dispersion becomes an endogenous state variable. A stabilizing transfer rule must also respond to inherited wage dispersion.

So far, z_t has been an exogenous transfer disturbance. I now reinterpret it as an active stabilization instrument. The section first shows why sticky wages make wage dispersion stable but history dependent. It then derives a history-dependent transfer rule that removes the inherited distributional state and implements RANK-equivalent stabilization from period $t = 1$ onward. The final part isolates a direct anticipation effect: expected future transfers can affect current wage dispersion before any transfer is paid.

3.1 Analytical Dynamics of Dispersion and Distributional Stabilization Failure

Before turning to policy, I characterize the wage-dispersion block. The key distinction is between a distributional wedge and a distributional state. The net profit-transfer wedge is contemporaneous. Type-specific sticky wages transform that wedge into persistent wage dispersion because each type's current wage choice inherits its own past nominal wage. For any path of the net distributional wedge, wage dispersion has a stable forward solution and depends on its own lag. That lag is why past distributional shocks matter for current stabilization policy.

Proposition 1 (Stable Dynamics of Wage Dispersion). Suppose that the full log-linearized economy and the canonical representation above are well defined. Then the endogenous wage dispersion state (3) can be written as

$$\beta \mathbb{E}_t \sigma_{t+1}^w - \Theta_\sigma \sigma_t^w + \sigma_{t-1}^w = -\frac{\gamma \kappa_w}{1 - \lambda} \omega_t,$$

and admits a unique stable forward-looking solution for given paths of ω_t under the condition $\Theta_\sigma > 1 + \beta$. (Proof in Appendix B.1)

Since

$$\Theta_\sigma - (1 + \beta) = \kappa_w [(1 - \gamma) + \psi_w (\gamma + \varphi)] = \kappa_w [1 + \gamma(\psi_w - 1) + \psi_w \varphi] > 0,$$

this condition is satisfied under the maintained assumptions $\psi_w > 1$, $\gamma > 0$, $\varphi > 0$, and $\kappa_w > 0$. In particular, nominal wage rigidity makes cross-sectional wage inequality history dependent through σ_{t-1}^w and forward looking through $\mathbb{E}_t \sigma_{t+1}^w$.

Proposition 1 is a result about the distributional sub-block, taking the path of the net distributional wedge as given. The full canonical system used in the quantitative analysis is locally determinate at the benchmark calibration and across the parameter ranges reported in Appendix C.1.

Inflation stabilization and profit-wedge neutralization therefore do not erase inherited inequality. A shock that opens a wage gap leaves a persistent legacy ($\sigma_{t-1}^w \neq 0$), which affects consumption inequality and aggregate demand alongside the contemporaneous wedge ω_t . Representative-agent models with sticky wages or real wage rigidities already break the divine coincidence by creating

a tradeoff between inflation and output-gap stabilization (Erceg et al. 2000; Blanchard and Galí 2007). The additional point here is distributional: with type-specific sticky wages, restoring the representative-agent allocation also requires neutralizing the inherited inequality state.

3.2 Failure of Contemporaneous Stabilization

The first policy implication is negative. A policy that neutralizes only the current profit wedge does not generally eliminate the distributional state. A natural active policy is to offset the contemporaneous profit share by setting $z_t = d_t = a_t - w_t$. This rule prevents new inequality from the current profit wedge, but it does not eliminate the legacy of past inequality when the economy starts from a distorted state ($\sigma_{t-1}^w \neq 0$). If σ_{t-1}^w is nonzero, the economy still carries a distributional legacy from past shocks. Because wage dispersion is an endogenous state variable, full stabilization requires a history-dependent rule.

Proposition 2 (Failure of Contemporaneous Stabilization and History-Dependent Implementation). Suppose the fiscal authority implements the following history-dependent transfer rule, where $d_t \equiv a_t - w_t$ denotes the profit share:

$$z_t = d_t + \frac{1 - \lambda}{\gamma \kappa_w} \sigma_{t-1}^w$$

Then, under the stability condition in Proposition 1, the unique non-explosive solution shuts down wage dispersion on impact, absorbs the legacy of past inequality in the initial period, and makes the aggregate IS curve coincide with that of the corresponding Representative-Agent New Keynesian (RANK) benchmark from period $t = 1$ onward. (Proof in Appendix B.2)

The rule has three direct implications: $\sigma_t^w = 0$ for all $t \geq 0$; for all $t \geq 1$, $\sigma_t^c = 0$ and $\mathbb{E}_t \Delta \sigma_{t+1}^c = 0$; and, along the locally determinate aggregate path verified in Appendix C.1, the aggregate IS curve becomes $r_t = r_t^f + \gamma \mathbb{E}_t \Delta x_{t+1}$, as in the corresponding RANK benchmark under the same price and wage rigidities.

The timing matters. The rule shuts down wage dispersion on impact. If the inherited state is nonzero, however, the impact-period wedge ω_0 is generally nonzero as well, so consumption dispersion need not vanish at $t = 0$. Full elimination of consumption dispersion begins at $t = 1$. The history-dependent transfer rule therefore implements RANK-equivalent stabilization from period $t = 1$ onward.⁶

Complete stabilization requires more than neutralizing the contemporaneous profit gap. The fiscal authority must also offset the inherited distributional state generated by past wage inequality. The history-dependent term is what distinguishes benchmark RANK-equivalent stabilization from a contemporaneous transfer rule.

The lagged transfer term is needed only when the reduced wage-dispersion law contains an inherited state. Under the common-lag inflation identity discussed in Appendix A.2, that lagged state is absent, so the contemporaneous rule already shuts down wage dispersion. Under the common-wage/common-labor-supply comparison above, the wage-dispersion block is absent altogether, and the contemporaneous rule $z_t = d_t = a_t - w_t$ eliminates the cross-type consumption gap period by period.

The transfer rule is closely related to heterogeneous-agent work in which stabilization and redistribution are jointly determined (Auclert 2019; Bilbiie et al. 2024; Acharya et al. 2023; McKay and Wolf 2026; Wolf 2021). Here, z_t is a reduced-form benchmark instrument used to

⁶This restores the corresponding representative-agent benchmark under the same price and wage rigidities, but not necessarily the standard divine coincidence.

isolate how transfers should respond to the endogenous inequality state generated by sticky wages. The analysis provides the stabilization benchmark against which optimal monetary-fiscal policies can be evaluated.

3.3 Direct Anticipation Effect of Future Redistribution

Expected future redistribution can affect current wage dispersion before any transfer is paid. The next result isolates the direct wage-setting component of redistributive forward guidance. Holding fixed the expected paths of productivity and aggregate real wages, a higher expected future transfer lowers the expected future net wedge and compresses current wage dispersion in the forward solution for σ_t^w . This anticipatory effect relies on the forward-looking wage term in the reduced wage-dispersion block. If that lead term is suppressed, the mechanism in Proposition 3 disappears.

Proposition 3 (Future Transfers and Current Wage Dispersion). Suppose the stability condition in Proposition 1 holds. Fix the current state σ_{t-1}^w and current fundamentals (a_t, w_t, z_t) . Then, for any horizon $k \geq 1$, a marginal increase in the expected future transfer $\mathbb{E}_t z_{t+k}$, holding fixed the expected paths of a_{t+j} and w_{t+j} , reduces current wage dispersion:

$$\frac{\partial \sigma_t^w}{\partial \mathbb{E}_t z_{t+k}} = -\frac{\gamma \kappa_w}{(1-\lambda)\beta \xi_2^{k+1}} < 0$$

where $\xi_2 > 1$ is the unstable root of the characteristic polynomial in Appendix B.1. (Proof in Appendix B.3)

The derivative captures the first step in a redistributive forward-guidance channel. Even if implementation lags prevent immediate transfers, a credible announcement of future redistribution changes current wage-setting incentives, holding fixed the expected aggregate path. General-equilibrium feedbacks operate through aggregate wages and demand, but Proposition 3 isolates the new distributional channel.

This result is best read as a commitment, or credible-rule, comparative static rather than a discretionary optimal-policy result. The channel requires wage setters to believe the announced future transfer path when they set current wages. Under discretionary reoptimization, a future policymaker may want to revise the announced transfer after the current wage-setting gain has been realized. Proposition 3 therefore identifies a distributional forward-guidance channel that a Ramsey or timeless-perspective monetary-fiscal problem would have to internalize. The discretionary case requires a separate implementation argument.

The aggregate-demand implication also runs through the distributional block. For a given contemporaneous wedge, the wage-setting response feeds into current consumption dispersion through (1). Since the TANK IS curve in (4) depends on $\mathbb{E}_t \Delta \sigma_{t+1}^c$, this direct effect points to an aggregate-demand channel operating through expected consumption inequality. In general equilibrium, the announcement also changes expected real wages and aggregate demand. Proposition 3 isolates the direct distributional channel that a full monetary-fiscal policy problem would have to include.

This mechanism differs from the usual heterogeneous-agent forward-guidance channel, which works through announcements about future policy rates (McKay et al. 2016; Ferrante and Paustian 2019; Gerke et al. 2020). It is closer in spirit to work showing that monetary forward guidance and fiscal adjustment jointly shape consumption inequality (Mangiante and Meichtry 2025), but the object here is narrower: expected future transfers affect current wage-setting incentives through the wage-dispersion equation.

4 Quantitative Analysis

The quantitative exercises ask whether the distributional state matters at economically meaningful magnitudes. The answer is yes. Wage rigidity substantially amplifies the aggregate response to transfer shocks. Monetary shocks can generate aggregate responses close to the RANK benchmark while leaving persistent wage and consumption gaps. The history-dependent transfer rule removes the inherited distributional state through a front-loaded fiscal response. The inherited-state transition in Figure 4 is therefore central: it isolates why the lagged term in the rule matters.

4.1 Calibration

The exercises use a standard quarterly New Keynesian calibration. The preference block sets $\beta = 0.99$, $\gamma = 1$, and $\varphi = 1$. The benchmark hand-to-mouth share is $\lambda = 0.25$, consistent with the analytical TANK literature (Bilbiie 2008; Debortoli and Galí 2024). I set $\eta_p = 50$ and $\eta_w = 50$ to generate persistent but stable adjustment under Rotemberg price and wage rigidities, in line with sticky-wage TANK calibrations in Colciago (2011) and Ida and Okano (2024).⁷

The substitution elasticities $\psi_p = 10$ and $\psi_w = 10$ imply moderate desired markups in the nonlinear model. The AR(1) coefficients are set to 0.8, so the exogenous disturbances are persistent but mean reverting.

Table 6: Quarterly calibration. Persistence parameters denote AR(1) coefficients.

Symbol	Value
β	0.99
γ	1.0
φ	1.0
λ	0.25
ψ_p	10.0
η_p	50.0
ψ_w	10.0
η_w	50.0
ϕ	1.5
ρ_a	0.8
ρ_m	0.8
ρ_z	0.8

The implied reduced-form coefficients make the persistence of the aggregate and distributional wage blocks transparent. With the benchmark calibration, $\Theta_\sigma = 5.99$ in the wage-dispersion equation and $\Theta_w = 2.39$ in the aggregate real-wage equation. The characteristic roots are reported in Table 7. The small stable root for the dispersion block reflects the strong static force compressing wage gaps in the benchmark, while the unstable root governs the discounted forward solution in Proposition 1.

The first three IRF figures report deterministic first-order responses to a one-time 1 percent innovation at $t = 0$, with all subsequent innovations set to zero. Table 8 collects the corresponding

⁷Under the Rotemberg-Calvo equivalence, $\eta_p = 50$ with $\psi_p = 10$ implies a Calvo non-adjustment probability of approximately 0.75, corresponding to an average price duration of four quarters. The same mapping applies to the wage block.

Table 7: Benchmark wage-block coefficients and characteristic roots.

Block	Composite coefficient	Stable root	Unstable root
Wage dispersion, σ_t^w	$\Theta_\sigma = 5.99$	0.172	5.879
Aggregate real wage, w_t	$\Theta_w = 2.39$	0.539	1.876

benchmark magnitudes. Figure 4 reports a deterministic transition from a nonzero predetermined wage-dispersion state, again with all future innovations set to zero. All panels use a 20-quarter horizon. These experiments measure the size and persistence of the mechanism around the benchmark calibration.

The exercises compare four economic benchmarks. Passive TANK is the full heterogeneous-agent model with both price and wage stickiness. Sticky-Price-Only TANK sets wage-adjustment costs to zero while keeping ψ_w finite, so wage dispersion is static rather than inertial. Dual-Rigidity RANK sets $\lambda = 0$ and removes household heterogeneity. Active TANK applies the history-dependent transfer rule from Proposition 2.

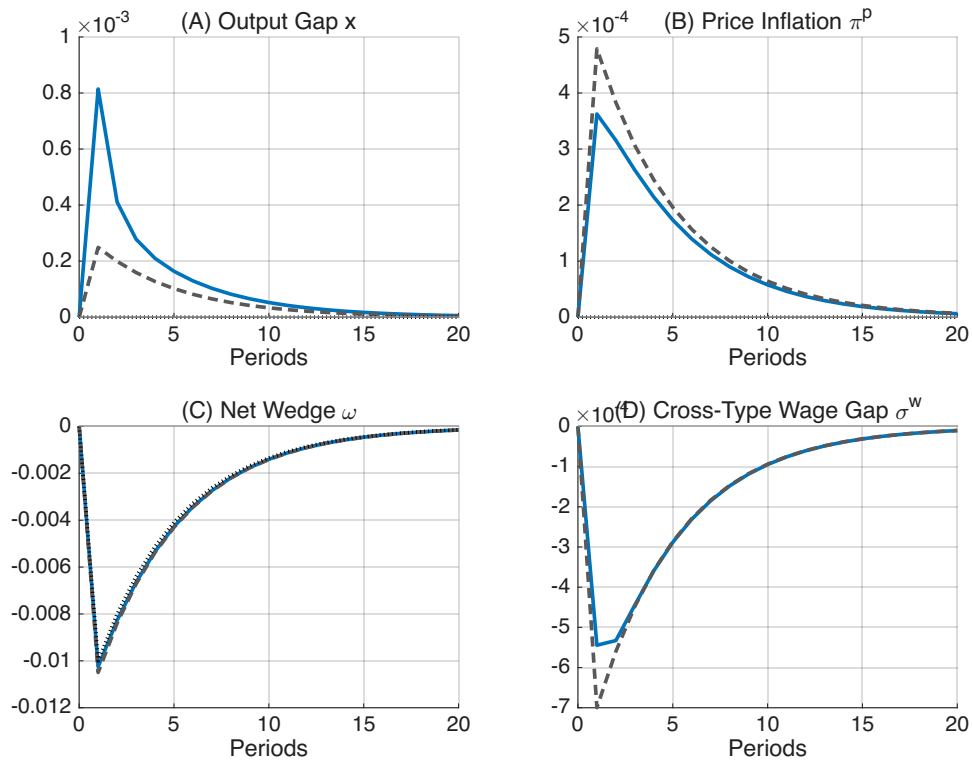
I solve the canonical system in MATLAB/Dynare. The dynamic canonical coefficients above are defined for $\eta_w > 0$. The Sticky-Price-Only TANK case is therefore implemented as the limiting static system described in Section 2, not by dividing by $\eta_w = 0$: the numerical code switches on an `eta_w=0` flag, replaces the aggregate real-wage block with the flexible-wage relation $w_t = (\gamma + \varphi)x_t + a_t$, and sets $\sigma_t^w = \gamma\omega_t / \{(1 - \lambda)[(1 - \gamma) + \psi_w(\gamma + \varphi)]\}$. Dual-Rigidity RANK is imposed by setting $\lambda = 0$. Under the RANK restriction, σ_t^w and σ_t^c are identically zero, so their distributional moments are omitted where appropriate. Appendix C.1 reports local-determinacy diagnostics, including the active-rule baseline used in Figure 3. Appendix C.2 reports baseline-centered sensitivity checks for η_w , λ , and ψ_w , and the online appendix reports the common-wage/common-labor-supply numerical comparison. The replication package contains the MATLAB/Dynare scripts and generated CSV series used for the figures and tables; the main entry points are `run_maintext_canonical.m`, `run_appendix_canonical.m`, and `compare_canonical_to_tank.m`.

4.2 Transfer Shocks and the Role of Wage Rigidity

Wage rigidity amplifies the aggregate response to transfer shocks. In the generated IRFs, the peak output-gap response is 8.14×10^{-4} in Passive TANK and 2.49×10^{-4} in Sticky-Price-Only TANK, so the Passive-TANK response is about 3.27 times larger. Dual-Rigidity RANK delivers a zero aggregate response in the exact $\lambda = 0$ benchmark. Panel (D) plots the cross-type wage gap only for the heterogeneous economies. The Passive-TANK wage-gap response has a half-life of five quarters, compared with four quarters in Sticky-Price-Only TANK. In this calibration, nominal wage stickiness is the main source of amplification.

4.3 Monetary Policy Transmission and the Persistence of Inequality

An expansionary monetary policy shock produces aggregate responses that are close to RANK but leaves distributional gaps behind. In Figure 2, panels (A) and (B) compare Passive TANK with Dual-Rigidity RANK. The peak output-gap response is 1.47×10^{-2} in Passive TANK and 1.49×10^{-2} in Dual-Rigidity RANK. Panels (C) and (D) show the heterogeneous-economy responses for the cross-type wage gap and the cross-type consumption gap; in the Passive-TANK baseline, $\max |\sigma_t^c| = 5.04 \times 10^{-3}$.



Notes: Deterministic first-order responses to a one-time 1 percent transfer shock over 20 quarters. Panels (A)–(C) report x_t , π_t^p , and ω_t for Passive TANK, Sticky-Price-Only TANK, and Dual-Rigidity RANK. Panel (D) reports σ_t^w for the two heterogeneous economies.

Figure 1: Transfer-shock amplification under wage rigidity

The distributional state is persistent at the scale of the benchmark IRF. Even after inflation becomes small, roughly ten quarters after the shock, the cross-type wage gap and the cross-type consumption gap remain visible in the plotted responses. In the generated IRFs, the absolute value of the Passive-TANK cross-type wage gap has a half-life of five quarters. This persistence is the quantitative counterpart of the distributional stabilization failure in the dual-rigidity TANK economy.

4.4 Achieving RANK Equivalence via the History-Dependent Rule

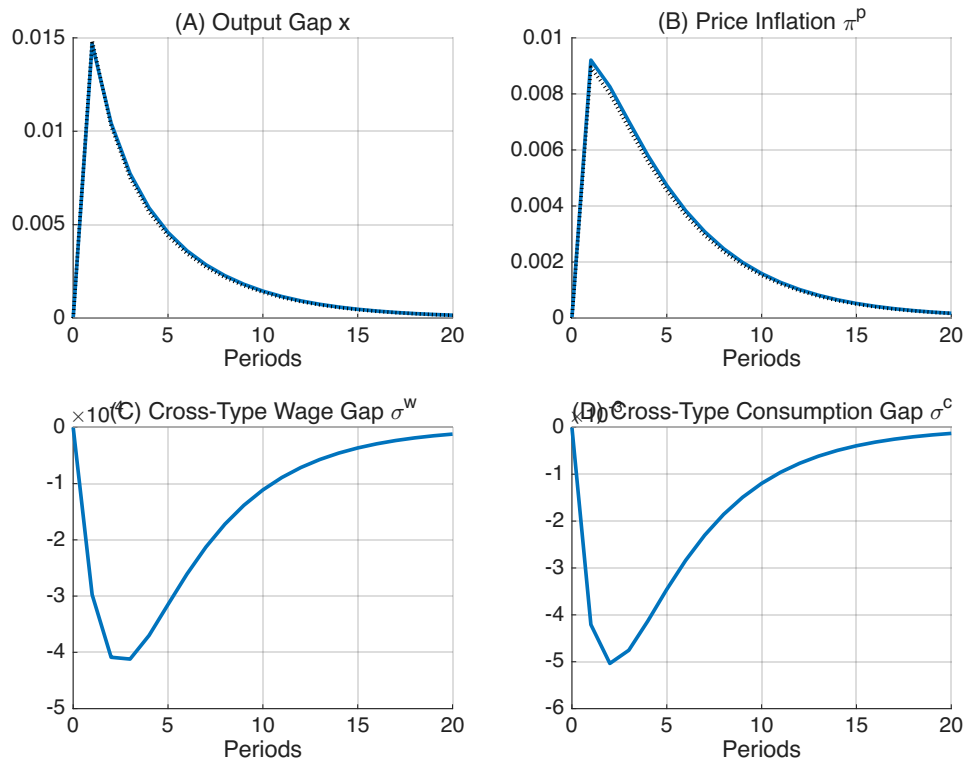
The active, history-dependent transfer rule removes the distributional response under the same monetary shock. The two active-rule figures answer different questions. Figure 3 shows that the rule neutralizes the current distributional wedge when the economy starts from the symmetric steady state. Figure 4 is the sharper test of the paper’s mechanism: it starts with inherited wage dispersion and asks whether contemporaneous profit-wedge neutralization is enough. Figure 3 has $\sigma_{-1}^w = 0$, so the lagged component of the rule is inactive in that experiment; Figure 4 isolates the case with $\sigma_{-1}^w \neq 0$.

In Figure 3, panel (A) compares the output-gap responses in Passive TANK, Active TANK, and Dual-Rigidity RANK. Panels (B) and (C) show that, under Active TANK, both the cross-type wage gap and the cross-type consumption gap are numerically zero throughout the plotted IRF. Relative to Passive TANK, the transfer rule removes the contemporaneous inequality response by offsetting the contemporaneous wedge.

Panel (D) shows the transfer adjustment behind this stabilization. After an expansionary monetary shock, monetary easing compresses the profit share $d_t = a_t - w_t$. Without offsetting fiscal adjustment, that compression would tilt relative income toward hand-to-mouth households. The active rule therefore requires a negative z_t response to neutralize the induced distributional wedge and keep the cross-type gaps at zero. The peak output-gap response under Active TANK is essentially identical to Dual-Rigidity RANK in the current calibration.

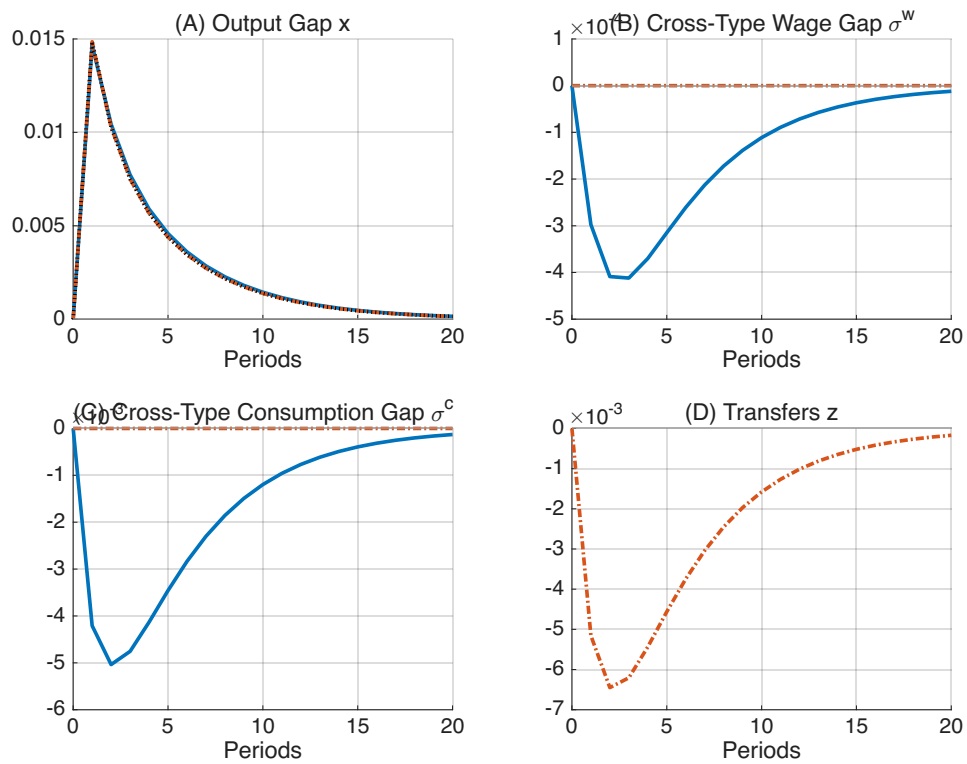
The required transfer movements are visible in the benchmark normalization. In the monetary-shock experiment with no inherited wage gap, the largest Active-TANK transfer response is -6.45×10^{-3} of steady-state output and occurs in quarter 2. Because z_t is the per-Type-H transfer scaled by steady-state output and $\lambda = 0.25$, this corresponds to an aggregate fiscal flow of $\lambda z_t = -1.61 \times 10^{-3}$ of steady-state output and a per-Type-S counterpart of $-\lambda z_t / (1 - \lambda) = 2.15 \times 10^{-3}$. In the inherited-state transition of Figure 4, the history-dependent term is the relevant object: the Active-TANK rule requires an impact transfer of -1.45×10^{-3} , compared with only 3.00×10^{-5} under the naive contemporaneous rule. The additional stabilization therefore comes not from a different contemporaneous profit-wedge response, but from the front-loaded absorption of the predetermined wage-dispersion state.

Two sensitivity patterns help interpret the benchmark IRFs. First, transfer-shock amplification is highly sensitive to the share of hand-to-mouth households: in the sensitivity sweep, increasing λ from 0.05 to 0.45 raises the peak output-gap response by more than an order of magnitude, while the half-life of the wage-dispersion state remains close to five quarters. Second, monetary-policy transmission is especially sensitive to wage adjustment costs. Raising η_w from 10 to 150 more than doubles the peak output-gap response but lowers the maximum consumption-gap response. Wage rigidity therefore amplifies aggregate monetary transmission while shifting the distributional effect from a larger contemporaneous gap toward a more persistent inherited state.



Notes: Deterministic first-order responses to a one-time 1 percent monetary policy shock over 20 quarters. Panels (A)–(B) report x_t and π_t^p for Passive TANK and Dual-Rigidity RANK. Panels (C)–(D) report σ_t^w and σ_t^c for Passive TANK.

Figure 2: Monetary transmission with persistent inequality under passive transfers



Notes: Deterministic first-order responses to a one-time 1 percent monetary policy shock over 20 quarters. Panel (A) reports x_t for Passive TANK, Active TANK, and Dual-Rigidity RANK. Panels (B)–(C) report σ_t^w and σ_t^c for Passive TANK and Active TANK. Panel (D) reports z_t for Active TANK.

Figure 3: History-dependent stabilization after a monetary shock

Table 8: Benchmark IRF summary.

Regime & Shock	Peak response of x_t	Time to peak	Half-life of $ \sigma_t^w $	Max $ \sigma_t^c $
transfer shock				
Passive TANK	8.14×10^{-4}	1	5	8.77×10^{-3}
Sticky-Price-Only TANK	2.49×10^{-4}	1	4	7.70×10^{-3}
Dual-Rigidity RANK	≈ 0	0	—	—
monetary shock				
Passive TANK	1.47×10^{-2}	1	5	5.04×10^{-3}
Active TANK	1.49×10^{-2}	1	—	≈ 0
Dual-Rigidity RANK	1.49×10^{-2}	1	—	—

4.5 Inherited Inequality and the Role of the Lagged Term

The lagged term in Proposition 2 matters only when there is an inherited wage-dispersion state to remove. To isolate that mechanism, Figure 4 reports a deterministic transition with all future innovations set to zero and the predetermined state initialized at $\sigma_{-1}^w = \bar{\sigma}$, where $\bar{\sigma} = -4.12 \times 10^{-4}$ is the signed trough of the Passive-TANK cross-type wage-gap response in the monetary-shock IRF of Figure 2, with magnitude equal to the peak absolute response. Because this exercise starts from a nonzero predetermined state rather than from a one-time innovation, it is reported separately from the benchmark IRF summary in Table 8.

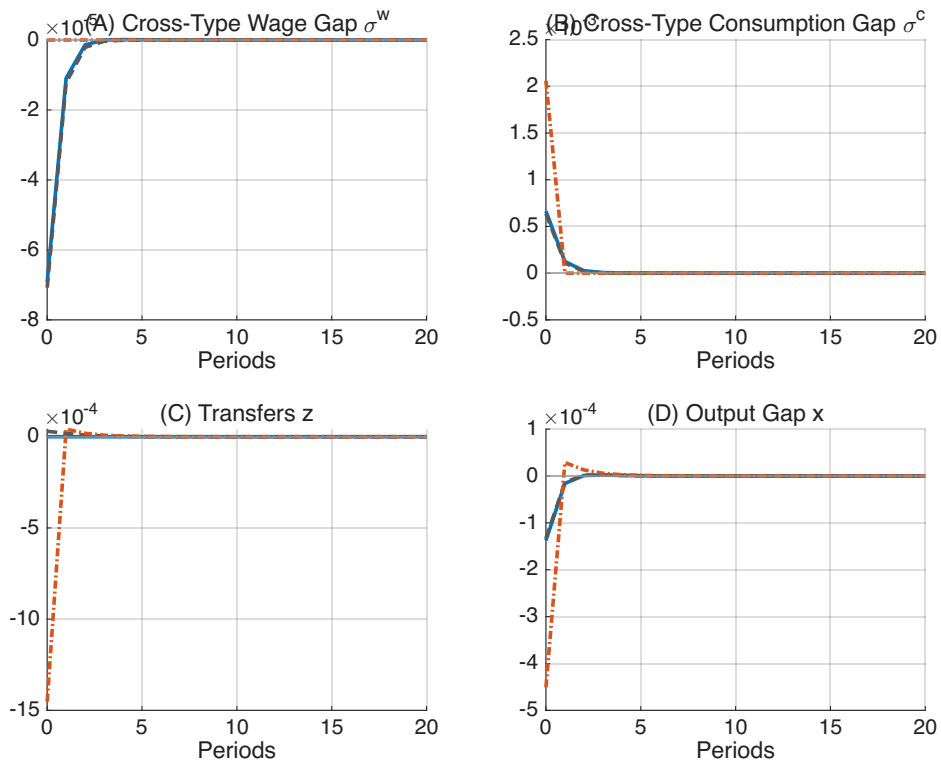
Panel (A) shows that Passive TANK does not eliminate inherited inequality on impact. Under the naive contemporaneous rule $z_t = d_t = a_t - w_t$, the contemporaneous profit share is neutralized, but the inherited wage-dispersion legacy remains. The cross-type wage gap is therefore nonzero on impact and converges only gradually. By contrast, the history-dependent rule shuts down the cross-type wage gap immediately.

Panel (B) shows the corresponding cross-type consumption gap. Under Active TANK, the impact response remains nonzero because the inherited state generates a nonzero impact wedge even though σ_t^w is shut down on impact. From $t \geq 1$ onward, however, the cross-type consumption gap is numerically zero, as Proposition 2 implies. Panels (C) and (D) show why the naive and history-dependent rules differ. The naive rule makes only a small contemporaneous transfer adjustment because it tracks the current profit share, whereas the history-dependent rule requires a much larger front-loaded response to absorb the inherited state. The resulting difference in the output-gap transition operates through the distributional block.

5 Conclusion

Type-specific sticky wages turn cross-type wage dispersion into a state variable. That state carries the distributional legacy of past shocks and feeds into aggregate demand through consumption dispersion. Stabilizing inflation or neutralizing only the contemporaneous profit wedge therefore generally does not restore the representative-agent allocation.

The model's implication is that stabilization and redistribution cannot be separated in this reduced-form transfer benchmark once inequality is part of the state vector. Under commitment, a benchmark history-dependent transfer rule offsets both the contemporaneous net wedge and the inherited wage-dispersion state. It shuts down wage dispersion on impact and, from period $t \geq 1$ onward, removes consumption dispersion and restores the corresponding RANK aggregate IS relation under the same price and wage rigidities. In the quantitative exercises, passive transfers



Notes: Deterministic transition with all future innovations set to zero. The predetermined state is initialized at $\sigma_{-1}^w = \bar{\sigma}$, where $\bar{\sigma} = -4.12 \times 10^{-4}$ is the signed trough of the Passive-TANK wage-gap response in Figure 2, with magnitude equal to the peak absolute response. Panels report σ_t^w , σ_t^c , z_t , and x_t .

Figure 4: Policy failure under inherited wage dispersion

leave persistent wage and consumption gaps even when aggregate monetary-shock responses look close to RANK; the active rule removes the distributional state through a front-loaded transfer adjustment.

The transfer rule is an implementation benchmark for monetary-fiscal stabilization, not a welfare optimum. Implementation, fiscal incidence, and discretionary-policy constraints matter for welfare analysis, but they do not change the narrower stabilization result: once own-lag wage setting makes inherited wage dispersion payoff relevant, a policy that targets only the current profit wedge cannot generally restore the representative-agent allocation.

A natural next step is to embed the wage-dispersion state in a quantitative HANK model, where individual lagged wages would enter the household state vector together with liquid assets. The present paper isolates the mechanism analytically. In this benchmark, restoring the representative-agent aggregate relation requires monetary-fiscal stabilization to respond to the inherited distributional state.

References

- Acharya, Sushant, Édouard Challe, and Keshav Dogra. 2023. “Optimal Monetary Policy According to HANK.” *American Economic Review* 113 (7): 1741–82. <https://doi.org/10.1257/aer.20200239>.
- Adamopoulou, Effrosyni, Luis Díez-Catalán, and Ernesto Villanueva. 2024. *Staggered Contracts and Unemployment During Recessions*. Working Paper. Banco de España. <https://doi.org/10.53479/36473>.
- Ascari, Guido, Andrea Colciago, and Lorenza Rossi. 2017. “Limited Asset Market Participation, Sticky Wages, and Monetary Policy.” *Economic Inquiry* 55 (2): 878–97. <https://doi.org/10.1111/ecin.12424>.
- Auclert, Adrien. 2019. “Monetary Policy and the Redistribution Channel.” *American Economic Review* 109 (6): 2333–67. <https://doi.org/10.1257/aer.20160137>.
- Auclert, Adrien, Bence Bardóczy, and Matthew Rognlie. 2023. “MPCs, MPEs, and Multipliers: A Trilemma for New Keynesian Models.” *The Review of Economics and Statistics* 105 (3): 700–712. https://doi.org/10.1162/rest_a_01072.
- Avouyi-Dovi, Sanvi, Denis Fougère, and Erwan Gautier. 2013. “Wage Rigidity, Collective Bargaining, and the Minimum Wage: Evidence from French Agreement Data.” *Review of Economics and Statistics* 95 (4): 1337–51. https://doi.org/10.1162/REST_a_00329.
- Bilbiie, Florin. 2008. “Limited Asset Markets Participation, Monetary Policy and (Inverted) Aggregate Demand Logic.” *Journal of Economic Theory* 140 (1): 162–96. <https://doi.org/10.1016/j.jet.2007.07.008>.
- Bilbiie, Florin. 2020. “The New Keynesian Cross.” *Journal of Monetary Economics* 114 (October): 90–108. <https://doi.org/10.1016/j.jmoneco.2019.03.003>.
- Bilbiie, Florin. 2024. “Monetary Policy and Heterogeneity: An Analytical Framework.” *The Review of Economic Studies*, June, 1–39. <https://doi.org/10.1093/restud/rdae066>.

- Bilbiie, Florin, Tommaso Monacelli, and Roberto Perotti. 2024. “Stabilization Vs. Redistribution: The Optimal Monetary–Fiscal Mix.” *Journal of Monetary Economics* 147: 103623. <https://doi.org/10.1016/j.jmoneco.2024.103623>.
- Bilbiie, Florin, and Mathias Trabandt. 2025. “Sticky Prices or Sticky Wages? An Equivalence Result.” *The Review of Economics and Statistics*, January, 1–27. https://doi.org/10.1162/re_st_a_01563.
- Björklund, Maria, Mikael Carlsson, and Oskar Nordström Skans. 2019. “Fixed-Wage Contracts and Monetary Non-Neutrality.” *American Economic Journal: Macroeconomics* 11 (2): 171–92. <https://doi.org/10.1257/mac.20160213>.
- Blanchard, Olivier, and Jordi Galí. 2007. “Real Wage Rigidities and the New Keynesian Model.” *Journal of Money, Credit and Banking* 39 (s1): 35–65. <https://doi.org/10.1111/j.1538-4616.2007.00015.x>.
- Broer, Tobias, Niels-Jakob Hansen, Per Krusell, and Erik Öberg. 2020. “The New Keynesian Transmission Mechanism: A Heterogeneous-Agent Perspective.” *The Review of Economic Studies* 87 (1): 77–101. <https://doi.org/10.1093/restud/rdy060>.
- Colciago, Andrea. 2011. “Rule-of-Thumb Consumers Meet Sticky Wages.” *Journal of Money, Credit and Banking* 43 (2/3): 325–53. <https://doi.org/10.1111/j.1538-4616.2011.00376.x>.
- Debortoli, Davide, and Jordi Galí. 2024. *Heterogeneity and Aggregate Fluctuations: Insights from TANK Models*. Working Paper No. 32557. NBER Working Paper. National Bureau of Economic Research. <https://doi.org/10.3386/w32557>.
- Erceg, Christopher J., Dale W. Henderson, and Andrew T. Levin. 2000. “Optimal Monetary Policy with Staggered Wage and Price Contracts.” *Journal of Monetary Economics* 46 (2): 281–313. [https://doi.org/10.1016/S0304-3932\(00\)00028-3](https://doi.org/10.1016/S0304-3932(00)00028-3).
- Ferrante, Francesco, and Matthias Paustian. 2019. *Household Debt and the Heterogeneous Effects of Forward Guidance*. International Finance Discussion Papers No. 1267. Board of Governors of the Federal Reserve System. <https://doi.org/10.17016/IFDP.2019.1267>.
- Furlanetto, Francesco. 2011. “Fiscal Stimulus and the Role of Wage Rigidity.” *Journal of Economic Dynamics and Control* 35 (4): 512–27. <https://doi.org/10.1016/j.jedc.2010.10.002>.
- Galí, Jordi, J. David López-Salido, and Javier Vallés. 2007. “Understanding the Effects of Government Spending on Consumption.” *Journal of the European Economic Association* 5 (1): 227–70. <https://doi.org/10.1162/JEEA.2007.5.1.227>.
- Gerke, Rafael, Sebastian Giesen, Matija Lozej, and Joost Röttger. 2024. “On Household Labour Supply in Sticky-Wage HANK Models.” <https://doi.org/10.2139/ssrn.4744547>.
- Gerke, Rafael, Sebastian Giesen, and Alexander Scheer. 2020. “The Power of Forward Guidance in a Quantitative TANK Model.” *Economics Letters* 186: 108828. <https://doi.org/10.1016/j.econlet.2019.108828>.
- Ida, Daisuke, and Mitsuhiro Okano. 2024. “Does Nominal Wage Stickiness Affect Fiscal Multiplier in a Two-Agent New Keynesian Model?” *The B.E. Journal of Macroeconomics* 24

(2): 883–928. <https://doi.org/10.1515/bejm-2023-0213>.

Kaplan, Greg, Benjamin Moll, and Giovanni L. Violante. 2018. “Monetary Policy According to HANK.” *American Economic Review* 108 (3): 697–743. <https://doi.org/10.1257/aer.20160042>.

Kaplan, Greg, and Giovanni L. Violante. 2018. “Microeconomic Heterogeneity and Macroeconomic Shocks.” *Journal of Economic Perspectives* 32 (3): 167–94. <https://doi.org/10.1257/jep.32.3.167>.

Mangiante, Giacomo, and Carlo Meichtry. 2025. *On the Distributional Effects of Conventional Monetary Policy and Forward Guidance*. Working Paper No. 996. Banque de France. <https://www.banque-france.fr/en/publications-and-statistics/publications/distributional-effects-conventional-monetary-policy-and-forward-guidance>.

McKay, Alisdair, Emi Nakamura, and Jón Steinsson. 2016. “The Power of Forward Guidance Revisited.” *American Economic Review* 106 (10): 3133–58. <https://doi.org/10.1257/aer.20150063>.

McKay, Alisdair, and Christian K Wolf. 2026. “Optimal Policy Rules in HANK.” https://economics.mit.edu/sites/default/files/2026-04/hank_optpol.pdf.

McKay, Alisdair, and Christian K. Wolf. 2023. “Monetary Policy and Inequality.” *Journal of Economic Perspectives* 37 (1): 121–44. <https://doi.org/10.1257/jep.37.1.121>.

Miyazaki, Kenji. 2025. “Closed-Form of Two-Agent New Keynesian Model with Price and Wage Rigidities.” <https://arxiv.org/abs/2508.12073>.

Olivei, Giovanni P., and Silvana Tenreyro. 2010. “Wage-Setting Patterns and Monetary Policy: International Evidence.” *Journal of Monetary Economics* 57 (7): 785–802. <https://doi.org/10.1016/j.jmoneco.2010.08.003>.

Wolf, Christian K. 2021. *Interest Rate Cuts Vs. Stimulus Payments: An Equivalence Result*. NBER Working Paper No. 29193. National Bureau of Economic Research. <https://doi.org/10.3386/w29193>.

Appendix

Appendix A. Algebraic Derivations and Wage-Specification Comparisons

A.1 Algebraic Derivation of the Canonical Representation

The main text presents the nonredundant 20-equation system and the canonical representation in Section 2. This appendix shows the analytical reduction.

1. Static Dispersion Block. The first step expresses Type H consumption relative to the aggregate mean. Subtracting the aggregate resource identity $c_t = w_t + n_t + d_t$ from $c_t^H = w_t^H + n_t^H + z_t$, and using $d_t = a_t - w_t$, yields:

$$\tilde{c}_t^H = \tilde{w}_t^H + \tilde{n}_t^H + z_t - (a_t - w_t)$$

Type H labor demand in deviation form is $\tilde{n}_t^H = -\psi_w \tilde{w}_t^H$, so

$$\tilde{c}_t^H = (1 - \psi_w) \tilde{w}_t^H + z_t - (a_t - w_t)$$

With the cross-sectional mappings $\tilde{w}_t^H = -(1 - \lambda) \sigma_t^w$ and $\tilde{c}_t^H = -(1 - \lambda) \sigma_t^c$, and the net distributional wedge $\omega_t = a_t - w_t - z_t$, this becomes

$$-(1 - \lambda) \sigma_t^c = -(1 - \psi_w) (1 - \lambda) \sigma_t^w - \omega_t \implies \sigma_t^c = (1 - \psi_w) \sigma_t^w + \frac{\omega_t}{1 - \lambda}$$

2. Endogenous State of Wage Inequality The next step isolates the type-specific wage component. Subtracting the aggregate wage Phillips curve from the Type H wage Phillips curve gives:

$$\eta_w (\pi_t^H - \pi_t^w) = \beta \eta_w \mathbb{E}_t (\pi_{t+1}^H - \pi_{t+1}^w) - \psi_w (\mu_t^H - \mu_t^w)$$

The identities $\pi_t^H - \pi_t^w = \tilde{w}_t^H - \tilde{w}_{t-1}^H$ and $\tilde{w}_t^H = -(1 - \lambda) \sigma_t^w$ convert wage inflation into wage dispersion. The markup gap is

$$\mu_t^H - \mu_t^w = \tilde{w}_t^H - \gamma \tilde{c}_t^H - \varphi \tilde{n}_t^H$$

Using $\tilde{n}_t^H = -\psi_w \tilde{w}_t^H$ and $\tilde{c}_t^H = (1 - \psi_w) \tilde{w}_t^H - \omega_t$ gives

$$\mu_t^H - \mu_t^w = \tilde{w}_t^H - \gamma ((1 - \psi_w) \tilde{w}_t^H - \omega_t) + \varphi \psi_w \tilde{w}_t^H = (1 - \gamma(1 - \psi_w) + \varphi \psi_w) \tilde{w}_t^H + \gamma \omega_t$$

Combining this markup gap with $\tilde{w}_t^H = -(1 - \lambda) \sigma_t^w$ and the wage-Phillips-curve difference yields:

$$-\eta_w (1 - \lambda) (\sigma_t^w - \sigma_{t-1}^w) = -\beta \eta_w (1 - \lambda) \mathbb{E}_t (\sigma_{t+1}^w - \sigma_t^w) - \psi_w (-(1 - \lambda) (1 - \gamma(1 - \psi_w) + \varphi \psi_w) \sigma_t^w + \gamma \omega_t)$$

Dividing by $-\eta_w (1 - \lambda)$, using $\kappa_w \equiv \psi_w / \eta_w$, and rearranging terms yields

$$-\beta \mathbb{E}_t \sigma_{t+1}^w + \Theta_\sigma \sigma_t^w - \sigma_{t-1}^w = \frac{\gamma \kappa_w}{1 - \lambda} \omega_t,$$

where

$$\Theta_\sigma \equiv 1 + \beta + \kappa_w [(1 - \gamma) + \psi_w (\gamma + \varphi)].$$

This is the law of motion for wage dispersion stated in Proposition 1.

3. The Macroeconomic Supply Block. This block derives the aggregate real-wage equation that closes the supply side of the canonical system. The key step is to combine the price and wage Phillips curves with the real-wage inflation identity. Define expectations-adjusted inflation as $\hat{\pi}_t^p = \pi_t^p - \beta \mathbb{E}_t \pi_{t+1}^p$ and $\hat{\pi}_t^w = \pi_t^w - \beta \mathbb{E}_t \pi_{t+1}^w$. The aggregate Phillips curves imply:

$$\hat{\pi}_t^p = -\frac{\psi_p}{\eta_p} (a_t - w_t) \quad \text{and} \quad \hat{\pi}_t^w = -\frac{\psi_w}{\eta_w} (w_t - \gamma c_t - \varphi n_t)$$

The adjusted definition of wage inflation is $\hat{\pi}_t^w - \hat{\pi}_t^p = w_t - w_{t-1} - \beta \mathbb{E}_t (w_{t+1} - w_t)$. Combining this identity with the two Phillips curves gives:

$$w_t - w_{t-1} - \beta \mathbb{E}_t (w_{t+1} - w_t) = -\frac{\psi_w}{\eta_w} (w_t - \gamma y_t - \varphi (y_t - a_t)) + \frac{\psi_p}{\eta_p} (a_t - w_t)$$

The output-gap definition $y_t = x_t + \frac{1+\varphi}{\gamma+\varphi} a_t$ implies

$$\gamma y_t + \varphi (y_t - a_t) = (\gamma + \varphi) x_t + a_t$$

so the real-wage equation can be written as

$$(1 + \beta)w_t - w_{t-1} - \beta\mathbb{E}_t w_{t+1} = -\frac{\psi_w}{\eta_w}(w_t - (\gamma + \varphi)x_t - a_t) + \frac{\psi_p}{\eta_p}(a_t - w_t)$$

Collecting the w_t terms and identifying the composite flexibility parameters $\kappa_x = \kappa_w(\gamma + \varphi)$ and $\kappa_a = \kappa_p + \kappa_w$, together with $\Theta_w \equiv 1 + \beta + \kappa_a$, yields

$$w_t = \frac{1}{\Theta_w} (w_{t-1} + \beta\mathbb{E}_t w_{t+1} + \kappa_x x_t + \kappa_a a_t).$$

4. The Macroeconomic Demand Block. This block derives the TANK IS curve in output-gap form. The heterogeneity term enters because the Euler equation belongs to saver households, whose consumption differs from aggregate consumption when $\sigma_t^c \neq 0$. Combining $c_t^S = c_t + \lambda\sigma_t^c$ with the Type S Euler equation $r_t = \gamma\mathbb{E}_t \Delta c_{t+1}^S$ gives

$$r_t = \gamma\mathbb{E}_t (\Delta c_{t+1} + \lambda\Delta\sigma_{t+1}^c)$$

Market clearing, $c_t = y_t$, and the output-gap relation $\Delta y_{t+1} = \Delta x_{t+1} + \frac{1+\varphi}{\gamma+\varphi}\Delta a_{t+1}$ then give

$$r_t = \gamma\frac{1+\varphi}{\gamma+\varphi}\mathbb{E}_t \Delta a_{t+1} + \gamma\mathbb{E}_t \Delta x_{t+1} + \gamma\lambda\mathbb{E}_t \Delta\sigma_{t+1}^c$$

Defining the natural rate of interest $r_t^f = \gamma\frac{1+\varphi}{\gamma+\varphi}\mathbb{E}_t \Delta a_{t+1}$ entirely closes the system.

A.2 Comparison with Closed-Form Wage Specifications

This appendix isolates how the reduced wage-dispersion equation depends on the two maintained features summarized in Table 1. The inherited wage-gap state comes from defining type-specific wage inflation against each type's own lagged wage; transfer anticipation inside the wage-gap equation comes from retaining the forward-looking wage term. Appendix A.1 derives the baseline law of motion. For comparison with alternative wage specifications, write the coefficient on wage dispersion in the markup gap as

$$\Gamma_\sigma \equiv (1 - \gamma) + \psi_w(\gamma + \varphi).$$

Under the current manuscript specification, which retains the forward-looking wage term and uses each type's own lagged wage in the inflation identity, the baseline equation derived in Appendix A.1 can be written compactly as

$$\sigma_t^w = \frac{1}{1 + \beta + \kappa_w \Gamma_\sigma} \left(\sigma_{t-1}^w + \beta\mathbb{E}_t \sigma_{t+1}^w + \frac{\gamma\kappa_w}{1 - \lambda}\omega_t \right).$$

This is the law of motion used in the main text.

If one shuts down the forward-looking wage term, or equivalently sets $\beta = 0$ in this reduced wage-dispersion block while keeping the own-lag inflation identity, the equation becomes

$$\sigma_t^w = \frac{1}{1 + \kappa_w \Gamma_\sigma} \left(\sigma_{t-1}^w + \frac{\gamma\kappa_w}{1 - \lambda}\omega_t \right).$$

The expectational term disappears, but the inherited-state term remains. The logic behind Proposition 2 therefore survives, whereas the forward-guidance mechanism behind Proposition 3 does not.

If one instead retains the forward-looking wage term but replaces the own-lag inflation identity with the common-lag specification

$$\pi_t^j = w_t^j - w_{t-1} + \pi_t^p,$$

then $\pi_t^H - \pi_t^w = -(1 - \lambda)\sigma_t^w$ and the inherited-state term drops out. The resulting reduced equation is

$$\sigma_t^w = \frac{1}{1 + \kappa_w \Gamma_\sigma} \left(\beta \mathbb{E}_t \sigma_{t+1}^w + \frac{\gamma \kappa_w}{1 - \lambda} \omega_t \right).$$

The wage-dispersion block remains forward looking, so Proposition 3's expectational mechanism can still be discussed. However, the inherited wage-gap rationale for Proposition 2 no longer applies.

Finally, if one both suppresses the lead term and uses the common-lag inflation identity, the reduced equation collapses to

$$\sigma_t^w = \frac{\gamma \kappa_w}{(1 - \lambda)(1 + \kappa_w \Gamma_\sigma)} \omega_t.$$

This static closed-form comparison corresponds to the common-lag, no-forward-looking benchmark in Miyazaki (2025). In this case, wage dispersion becomes static in the contemporaneous wedge. There is no inherited-state component, there is no forward-guidance effect through the wage-dispersion law, and the contemporaneous transfer rule $z_t = a_t - w_t$ is sufficient to eliminate wage dispersion.

A.3 Common-Wage / Common-Labor-Supply Closure

This subsection gives the algebraic details for the common-wage/common-labor-supply closure introduced in Section 2. Suppose that wages and labor supply are common across household types, so that $w_t^H = w_t^S = w_t$ and $n_t^H = n_t^S = n_t$. Under this closure, the Type H wage block and the Type H labor-demand equation are removed, so the labor-reallocation channel that underlies the term $(1 - \psi_w)\sigma_t^w$ in Appendix A.1 is absent.

The Type H budget constraint and the aggregate resource identity become

$$c_t^H = w_t + n_t + z_t, \quad c_t = y_t = a_t + n_t.$$

Hence,

$$c_t - c_t^H = a_t - w_t - z_t = \omega_t.$$

Using $c_t = \lambda c_t^H + (1 - \lambda)c_t^S$, it follows that

$$c_t - c_t^H = (1 - \lambda)(c_t^S - c_t^H) = (1 - \lambda)\sigma_t^c,$$

so the static dispersion relation becomes

$$\sigma_t^c = \frac{\omega_t}{1 - \lambda}.$$

The reduced dynamic system is then

$$\begin{aligned} x_t &= \mathbb{E}_t x_{t+1} - \frac{1}{\gamma}(r_t - r_t^f) - \lambda(\sigma_t^c - \mathbb{E}_t \sigma_{t+1}^c), \\ \pi_t^p &= \beta \mathbb{E}_t \pi_{t+1}^p + \kappa_p(w_t - a_t), \\ r_t &= \phi \pi_t^p - \mathbb{E}_t \pi_{t+1}^p - m_t, \\ w_t &= \frac{1}{\Theta_w}(w_{t-1} + \beta \mathbb{E}_t w_{t+1} + \kappa_x x_t + \kappa_a a_t), \end{aligned}$$

with $\sigma_t^c = \frac{\omega_t}{1-\lambda}$, and $\omega_t = a_t - w_t - z_t$.

By construction, the wage-dispersion equation disappears, but the aggregate real-wage equation above remains a sticky-wage equation with lagged and expected future aggregate wages. The economy does not generally collapse to the representative-agent benchmark, however: unless $\omega_t = 0$, the cross-type consumption gap remains nonzero and the TANK IS curve continues to differ from the representative-agent IS curve. This closure should be distinguished from the flexible-wage limit in the canonical representation. In the present closure, the labor-reallocation channel is shut down by assumption, whereas in the flexible-wage limit it remains active and yields $\sigma_t^c \rightarrow \frac{\varphi}{\varphi+\gamma} \frac{\omega_t}{1-\lambda}$.

Appendix B. Proofs of Propositions

B.1 Proof of Proposition 1

The wage-dispersion equation can be written as a second-order expectational difference equation:

$$\beta \mathbb{E}_t \sigma_{t+1}^w - \Theta_\sigma \sigma_t^w + \sigma_{t-1}^w = -\frac{\gamma \kappa_w}{1-\lambda} \omega_t$$

The corresponding characteristic polynomial is given by $P(\xi) = \beta \xi^2 - \Theta_\sigma \xi + 1$.

Saddle-path stability requires one root inside the unit circle and one outside. Evaluating the polynomial at $\xi = 0$ yields $P(0) = 1 > 0$, while evaluating it at $\xi = 1$ yields $P(1) = \beta - \Theta_\sigma + 1$. Under the assumed condition $\Theta_\sigma > 1 + \beta$, it follows that $P(1) < 0$. Since $P(\xi)$ is a convex parabola ($\beta > 0$) with $P(0) > 0$ and $P(1) < 0$, it must cross the horizontal axis exactly once in the interval $(0, 1)$ and once in the interval $(1, \infty)$.

Let $\xi_1 \in (0, 1)$ denote the stable root and $\xi_2 > 1$ denote the unstable root. Applying the standard forward-iteration method to rule out explosive paths, the unique non-explosive solution takes the form:

$$\sigma_t^w = \xi_1 \sigma_{t-1}^w + \frac{\gamma \kappa_w}{(1-\lambda)\beta \xi_2} \sum_{k=0}^{\infty} \left(\frac{1}{\xi_2}\right)^k \mathbb{E}_t \omega_{t+k}$$

This solution shows that current wage dispersion is determined by its historical state (σ_{t-1}^w) and the expected future path of the net distributional wedge (ω_t), proving Proposition 1.

B.2 Proof of Proposition 2

Under the proposed history-dependent transfer rule, the net distributional wedge $\omega_t = d_t - z_t = a_t - w_t - z_t$ becomes:

$$\omega_t = -\frac{1-\lambda}{\gamma \kappa_w} \sigma_{t-1}^w$$

Substituting this wedge into (3) cancels the terms involving the historical state σ_{t-1}^w , reducing the system to a purely forward-looking difference equation:

$$\sigma_t^w = \frac{\beta}{\Theta_\sigma} \mathbb{E}_t \sigma_{t+1}^w$$

The stability condition $\Theta_\sigma > 1 + \beta$ implies $\beta/\Theta_\sigma < 1$. Forward iteration therefore gives the unique stable solution:

$$\sigma_t^w = 0 \quad \text{for all } t \geq 0$$

Given $\sigma_t^w = 0$ for all $t \geq 0$, the predetermined state is zero from period $t \geq 1$ onward. Substituting $\sigma_{t-1}^w = 0$ into the policy rule yields $z_t = d_t = a_t - w_t$, and hence $\omega_t = 0$ for all $t \geq 1$.

Using the static consumption-dispersion mapping in (1), the consumption inequality for $t \geq 1$ is given by:

$$\sigma_t^c = (1 - \psi_w)(0) + \frac{0}{1 - \lambda} = 0$$

Since $\sigma_t^c = 0$ for all $t \geq 1$, $\mathbb{E}_t \Delta \sigma_{t+1}^c = 0$. Along any locally determinate aggregate path, substituting this result into the TANK IS curve yields the RANK IS relation in (5). This proves Proposition 2.

B.3 Proof of Proposition 3

From the proof of Proposition 1, the unique non-explosive solution for wage dispersion is:

$$\sigma_t^w = \xi_1 \sigma_{t-1}^w + \frac{\gamma \kappa_w}{(1 - \lambda) \beta \xi_2} \sum_{j=0}^{\infty} \left(\frac{1}{\xi_2} \right)^j \mathbb{E}_t \omega_{t+j}$$

where $0 < \xi_1 < 1 < \xi_2$. The net distributional wedge satisfies

$$\omega_{t+j} = d_{t+j} - z_{t+j} = a_{t+j} - w_{t+j} - z_{t+j}.$$

For this partial derivative, hold fixed the expected paths of productivity and aggregate real wages, $\{\mathbb{E}_t a_{t+j}, \mathbb{E}_t w_{t+j}\}_{j \geq 0}$. Then, for any $k \geq 1$,

$$\frac{\partial \mathbb{E}_t \omega_{t+j}}{\partial \mathbb{E}_t z_{t+k}} = \begin{cases} -1 & \text{if } j = k, \\ 0 & \text{if } j \neq k. \end{cases}$$

Substituting into the forward solution:

$$\frac{\partial \sigma_t^w}{\partial \mathbb{E}_t z_{t+k}} = \frac{\gamma \kappa_w}{(1 - \lambda) \beta \xi_2} \left(\frac{1}{\xi_2} \right)^k (-1) = -\frac{\gamma \kappa_w}{(1 - \lambda) \beta \xi_2^{k+1}} < 0$$

The strict inequality holds because γ , κ_w , and β are positive, $1 - \lambda > 0$, and $\xi_2 > 1$. This proves Proposition 3 as a direct effect inside the distributional block.

Appendix C. Numerical Diagnostics and Additional Quantitative Comparisons

C.1 Numerical Local Determinacy of the Full Canonical System

At the baseline calibration, the passive-transfer full system is determinate. The numerical check yields four unstable roots, five stable roots, and no unit roots. The largest stable root is 0.8, while the smallest unstable root is approximately 1.13.

The passive-transfer grids use the first-order companion form of the same linearized canonical system used in the quantitative code and apply the Blanchard–Kahn root count. A point is classified as determinate when the number of roots outside the unit circle equals the number of forward-looking variables, indeterminate when that count is smaller, and as having no stable solution when it is larger. To avoid notation ambiguity, the code variable `phi` denotes the Taylor-rule inflation coefficient ϕ , whereas `varphi` denotes the inverse Frisch elasticity φ .

The active-transfer baseline is solved separately in Dynare at the baseline calibration using the same first-order generalized-Schur routine. It is not part of the passive-transfer parameter grids reported below.

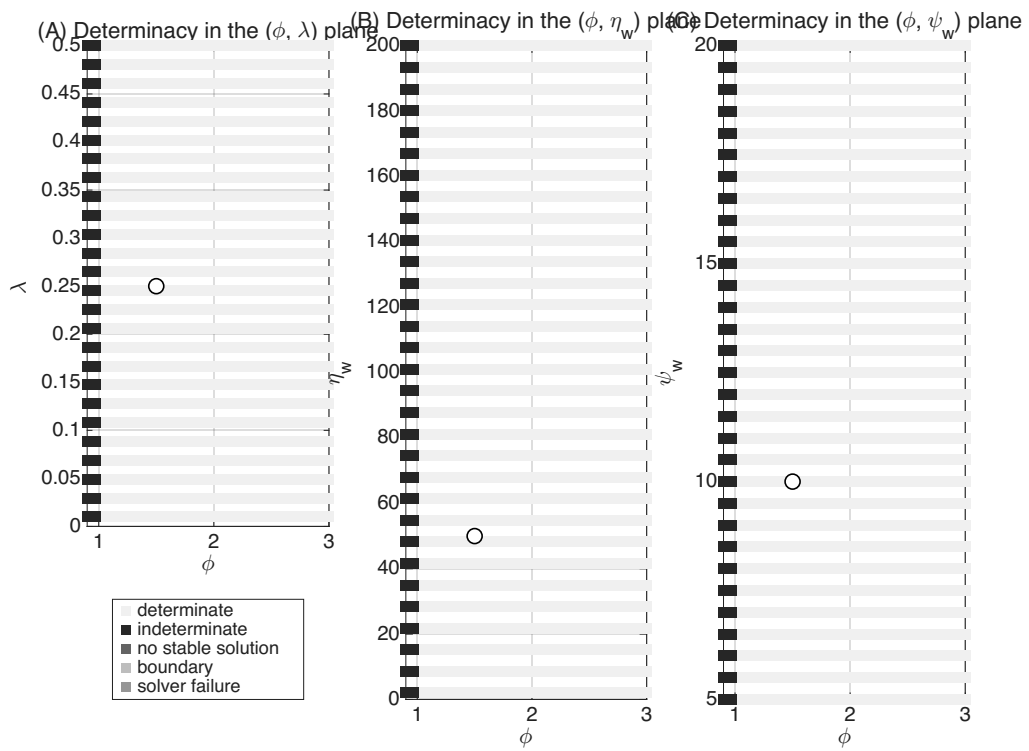
Under the history-dependent transfer rule, the transfer equation becomes a contemporaneous policy relation rather than an exogenous AR(1) state, so Dynare classifies six variables as forward looking rather than the four used in the passive companion-form grids. Dynare reports six unstable roots, five stable roots, and no unit roots, matching those six forward-looking variables. The largest stable root is 0.8, and the smallest unstable root is approximately 1.116.

Figure 5 reports three parameter planes, all with the Taylor-rule inflation coefficient ϕ on the horizontal axis. The figure shows the (ϕ, λ) , (ϕ, η_w) , and (ϕ, ψ_w) planes, and in all three the baseline point lies inside a determinate region. Across the implemented grids, indeterminacy appears only when the Taylor-rule coefficient is pushed close to one from below: the columns at $\phi = 0.90$ and $\phi = 0.97$ are indeterminate across the full ranges of $\lambda \in [0.01, 0.50]$, $\eta_w \in [2, 200]$, and $\psi_w \in [5, 20]$, whereas all points with $\phi \geq 1.04$ are determinate. Within the implemented parameter ranges, local determinacy is therefore effectively governed by the Taylor principle: the classification changes only near $\phi \approx 1$, while variation in λ , η_w , and ψ_w does not alter the classification away from that threshold region. Additional grids for (ϕ, η_p) and (ϕ, ψ_p) display the same pattern and are therefore omitted from the figure.

C.2 Sensitivity of the Quantitative Results

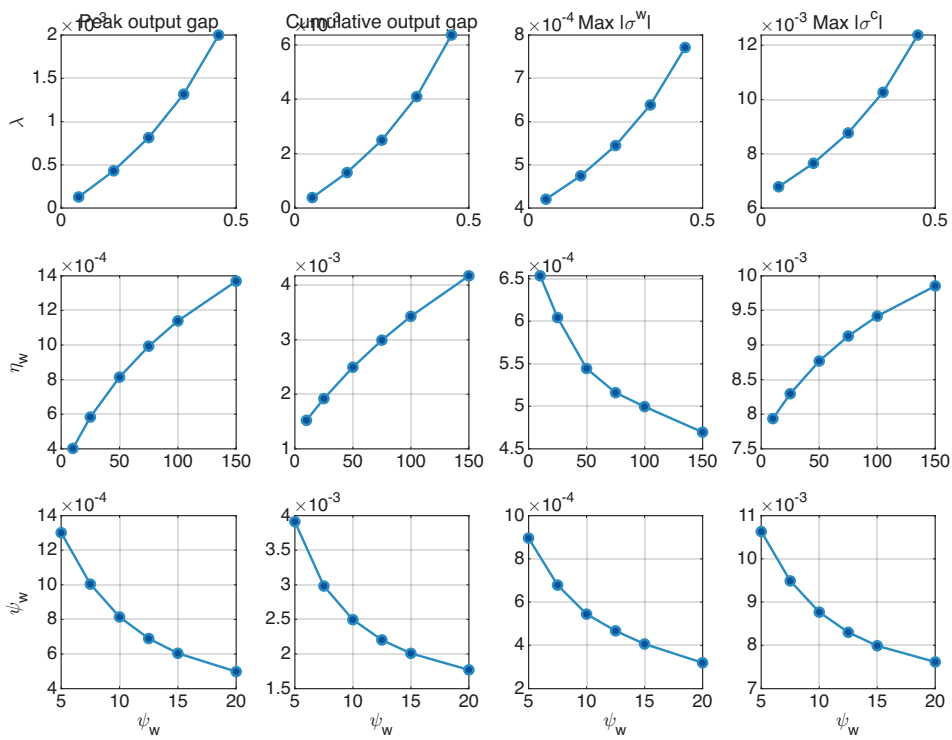
This subsection reports baseline-centered one-parameter-at-a-time sensitivity checks for the main quantitative magnitudes in Section 4. Each sweep keeps the remaining parameters at their baseline values, uses the same deterministic first-order solution method, and evaluates a one-time 1 percent innovation over a 20-quarter horizon. The varied parameters are $\lambda \in \{0.05, 0.15, 0.25, 0.35, 0.45\}$, $\eta_w \in \{10, 25, 50, 75, 100, 150\}$, and $\psi_w \in \{5, 7.5, 10, 12.5, 15, 20\}$. All parameter points reported below remain determinate.

The sensitivity checks deliver two main patterns. For transfer shocks, amplification is especially sensitive to λ : higher hand-to-mouth shares raise the peak output response and widen the cross-type consumption gap, while the half-life of $|\sigma_t^w|$ moves much less. For monetary shocks, higher wage-adjustment costs raise peak and cumulative output responses but lower the distributional metrics, shifting the effect from a larger contemporaneous gap toward a more persistent inherited state. The full sweeps appear in Figure 6 and Figure 7, and Table 9 reports selected low, baseline, and high values.



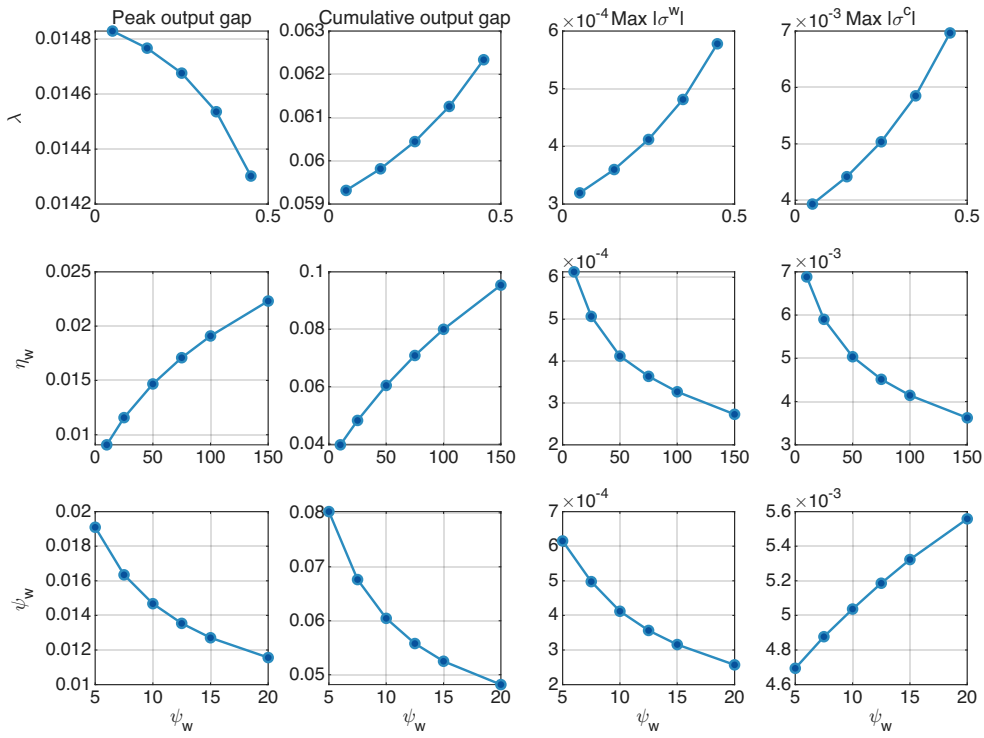
Notes: Panels vary (ϕ, λ) , (ϕ, η_w) , and (ϕ, ψ_w) in the passive-transfer canonical system. The white marker denotes the baseline calibration $(\phi, \lambda, \eta_w, \psi_w) = (1.5, 0.25, 50, 10)$. Classification uses the Blanchard–Kahn root count.

Figure 5: Numerical local-determinacy maps



Notes: Passive-TANK transfer-shock responses. Rows vary λ , η_w , and ψ_w ; columns report peak and cumulative output responses, $\max |\sigma_t^w|$, and $\max |\sigma_t^c|$. Half-lives are reported in Table 9.

Figure 6: Sensitivity checks for transfer shocks



Notes: Passive-TANK monetary-shock responses. Rows vary λ , η_w , and ψ_w ; columns report peak and cumulative output responses, $\max |\sigma_t^w|$, and $\max |\sigma_t^c|$. Half-lives are reported in Table 9.

Figure 7: Sensitivity checks for monetary shocks

Table 9: Sensitivity summary.

Parameter	Level	Value	Peak	Cumulative	Max $ \sigma_t^w $	Half-life of $ \sigma_t^w $	Max $ \sigma_t^c $
transfer shock							
λ	Low	0.05	0.000128	0.000385	0.00042	5	0.00678
λ	Baseline	0.25	0.000814	0.0025	0.000544	5	0.00877
λ	High	0.45	0.002	0.00636	0.000771	5	0.0124
η_w	Low	10	0.000402	0.00152	0.000653	4	0.00794
η_w	Baseline	50	0.000814	0.0025	0.000544	5	0.00877
η_w	High	150	0.00137	0.00417	0.00047	4	0.00985
ψ_w	Low	5	0.0013	0.00391	0.000896	5	0.0106
ψ_w	Baseline	10	0.000814	0.0025	0.000544	5	0.00877
ψ_w	High	20	0.000498	0.00177	0.000319	4	0.00762
monetary shock							
λ	Low	0.05	0.0148	0.0593	0.000319	5	0.00393
λ	Baseline	0.25	0.0147	0.0604	0.000412	5	0.00504
λ	High	0.45	0.0143	0.0623	0.000578	5	0.00697
η_w	Low	10	0.00907	0.0398	0.000613	4	0.00688
η_w	Baseline	50	0.0147	0.0604	0.000412	5	0.00504
η_w	High	150	0.0223	0.0954	0.000273	6	0.00362
ψ_w	Low	5	0.0191	0.0802	0.000615	6	0.00469
ψ_w	Baseline	10	0.0147	0.0604	0.000412	5	0.00504
ψ_w	High	20	0.0116	0.0482	0.000257	5	0.00556