

# Oscillatory photoresistance on the high field side of the cyclotron resonance

M. A. Zudov<sup>1,\*</sup>

<sup>1</sup>*School of Physics and Astronomy, University of Minnesota, Minneapolis, Minnesota 55455, USA*

(Received May 15, 2026)

We consider the displacement contribution to photoresistance in overlapping Landau levels at radiation frequencies much smaller than the cyclotron frequency. We show that in the limit of short-range disorder and high radiation power, this contribution leads to another class of magneto-resistance oscillations. These oscillations, which we call radiowave-induced resistance oscillations (RIROs), are distinct from the well known microwave-induced resistance oscillations in the following aspects: (i) their amplitude is independent of power, (ii) their period is controlled by the radiation electric field, rather than by the radiation frequency, and (iii) they can be either  $1/B$  or  $1/B^2$ -periodic, depending on  $B$ , with the crossover point linked to the width of the cyclotron resonance absorption curve. We also show that RIROs should be readily observed in experiments.

The field of quantum transport in very high Landau levels was initiated by the discoveries of microwave- [1, 2], phonon- [3, 4], and Hall (dc) field- [5–7] induced resistance oscillations, followed by observations of zero-resistance [8, 9], zero-conductance [10], and zero-differential resistance [11–13] states. Among these phenomena, microwave-induced resistance oscillations (MIROs) have received most attention and many theoretical proposals have been put forward [14–23]. Mainstream theoretical models are based on, so-called, “displacement” [14, 15, 18] and “inelastic” [19, 24] mechanisms. To our knowledge, the most general theory for microwave photoresistance was presented in Ref. 25, as it is applicable for arbitrary radiation power. Here, we use their framework to examine a regime of  $\omega \ll \omega_c$ , a high-field side of the cyclotron resonance, whereas MIROs occur at  $\omega \gtrsim \omega_c$ .

The oscillatory photoresistance  $\delta\rho_\omega$  due to displacement contribution [26] in the limit of short-range (“sharp”) disorder in overlapping Landau levels is given by [25, 27, 28]

$$\frac{\delta\rho_\omega}{\rho_D} = \frac{\tau}{\tau_{\text{sh}}} \lambda^2 [f(\xi) + \epsilon \partial_\epsilon f(\xi)], \quad (1)$$

where  $\rho_D$  is the Drude resistivity,  $\tau$  is the momentum relaxation time,  $\tau_{\text{sh}}^{-1}$  is the sharp disorder scattering rate,  $\lambda = \exp(-\pi/\mu_q B) \lesssim 1$  is the Dingle factor,  $\mu_q$  is the quantum mobility,  $B$  is the magnetic field,  $\partial_\epsilon$  denotes the partial derivative with respect to  $\epsilon = \omega/\omega_c$ ,  $\omega = 2\pi f$  is the radiation frequency,  $\omega_c = eB/m_*$  is the cyclotron frequency,  $m_*$  is the effective mass,

$$f(\xi) = J_0^2(\xi) - J_1^2(\xi),$$

where  $J_0, J_1$  are Bessel functions of the first kind, and

$$\xi(\epsilon) = 2\sqrt{\mathcal{P}(\epsilon)} \sin(\pi\epsilon). \quad (2)$$

For a linearly polarized radiation the dimensionless radiation power  $\mathcal{P}(\epsilon)$  in the above equation is given by [29]

$$\mathcal{P}(\epsilon) = \frac{\mathcal{P}_0}{2} \sum_{\pm} \frac{1}{(1 \pm \epsilon^{-1})^2 + \beta_\omega^2}, \quad \mathcal{P}_0 = \frac{2\pi n_e e^2 \mathcal{E}^2}{\epsilon_{\text{eff}} m_*^2 \omega^4}, \quad (3)$$

where  $\beta_\omega = (\omega\tau_{\text{cr}})^{-1} = (\omega\tau_{\text{em}})^{-1} + (\omega\tau)^{-1}$  determines the width of the cyclotron resonance,  $\tau_{\text{em}}^{-1} =$

$(n_e e^2 / 2m_*) \sqrt{\mu_0 / \epsilon_{\text{eff}} \epsilon_0}$  [30, 31] is the radiative decay rate,  $n_e$  is the carrier density,  $\sqrt{\epsilon_{\text{eff}}} = (\sqrt{\epsilon} + 1)/2$ ,  $\epsilon$  is the dielectric constant of the surrounding media, and  $\mathcal{E}$  is the radiation electric field.

Before discussing the new regime,  $\epsilon \ll 1$ , we illustrate how Eq. (1) explains already observed phenomena. At  $\xi \ll 1$  and  $\pi\epsilon \gg 1$ , the oscillatory photoresistance from Eq. (1) becomes [32]

$$\frac{\delta\rho_\omega}{\rho_D} \approx -\frac{3\tau}{\tau_{\text{sh}}} \pi \epsilon \mathcal{P}(\epsilon) \lambda^2 \sin(2\pi\epsilon), \quad (4)$$

which accounts for MIROs [1, 2]. According to Eq. (4), MIROs are periodic in  $B^{-1}$ , with the amplitude proportional to  $\mathcal{P}$  and the frequency controlled by  $\omega$ . Similarly, at  $\xi \gg 1$  and  $\pi\epsilon \gg 1$ , Eq. (1) can be approximated as

$$\frac{\delta\rho_\omega}{\rho_D} \approx \frac{4\tau}{\tau_{\text{sh}}} \lambda^2 \epsilon \cot(\pi\epsilon) \cos \left[ 4\sqrt{\mathcal{P}(\epsilon)} \sin(\pi\epsilon) \right], \quad (5)$$

accounting for the fine structure of MIROs [27]. Experimental observation of the fine structure [27] confirmed the general validity of the theory and offered a method to probe microwave electric field entering  $\mathcal{P}$ . However, the residual dependencies of both the amplitude and the period on  $\epsilon$  considerably complicates the analysis [27].

Here, we focus on the regime of  $\xi \gg 1$  and  $\pi\epsilon \ll 1$ . When  $\xi \gg 1$ ,  $f(\xi)$  and its derivative  $f'(\xi)$  can be expressed as

$$f(\xi) \approx \frac{2 \sin(2\xi)}{\pi\xi}, \quad f'(\xi) \approx \frac{4 \cos(2\xi)}{\pi\xi}.$$

At  $\pi\epsilon \ll 1$ , we can recast  $\mathcal{P}$  as

$$\mathcal{P}(\epsilon) \approx \mathcal{P}_0 \epsilon^2 g^2(\beta_\omega \epsilon), \quad g(x) = (1 + x^2)^{-1/2},$$

and find

$$\xi(\epsilon) \approx 2\pi \mathcal{P}_0^{1/2} \epsilon^2 g(\beta_\omega \epsilon), \quad \xi'(\epsilon) \approx [1 + g^2(\beta_\omega \epsilon)].$$

We thus see that the first term in Eq. (1) can be ignored, and the photoresistivity can be written as

$$\frac{\delta\rho_\omega}{\rho_D} \approx \frac{4\tau}{\pi\tau_{\text{sh}}} [1 + g^2(\beta_\omega \epsilon)] \lambda^2 \cos \left[ 4\pi \mathcal{P}_0^{1/2} \epsilon^2 g(\beta_\omega \epsilon) \right].$$

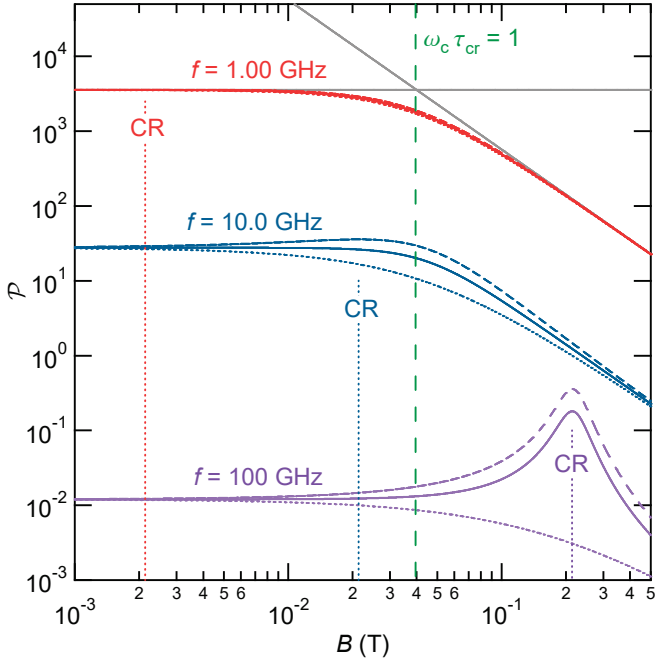


FIG. 1. Dimensionless microwave power  $\mathcal{P}$  as a function of magnetic field  $B$ , computed using Eq. (3), for  $f = 1.00, 10.0,$  and  $100$  GHz, as marked. Solid lines correspond to linear polarization, Eq. (3), and dashed (dotted) lines to circular active (inactive) polarizations. Dotted vertical lines mark the position of the cyclotron resonance (CR)  $\omega_c = \omega$ . Dashed vertical line is drawn at  $B = m^*/e\tau_{cr}$ .

With  $\beta_\omega \epsilon = (\omega_c \tau_{cr})^{-1}$ , we can write the above result as

$$\frac{\delta \rho_\omega}{\rho_D} \approx \frac{4\tau}{\pi \tau_{sh}} \frac{1 + 2(\omega_c \tau_{cr})^2}{1 + (\omega_c \tau_{cr})^2} \lambda^2 \cos(2\pi\kappa), \quad (6)$$

where, with  $\mathcal{E}_* = \mathcal{E}/\sqrt{\epsilon_{eff}}$  and  $k_F = \sqrt{2\pi n_e}$ ,

$$\kappa = \frac{\mathcal{E}_* m_*}{eB^2} \frac{2k_F}{\sqrt{1 + (\omega_c \tau_{cr})^{-2}}}. \quad (7)$$

We will refer to the oscillations described by Eq. (6), which is our main result, as radiowave-induced resistance oscillations (RIROs) since, as we show below, they are likely to be best observed at radiation frequencies of  $f \lesssim 1$  GHz. We note that the properties of RIROs are independent of  $\omega$ , and their frequency is proportional to the radiation field  $\mathcal{E}$ .

We next show that RIROs should be readily detected in experiment. For this purpose, we consider a two-dimensional (2D) system based on GaAs/AlGaAs quantum well with electron density  $n_e = 3 \times 10^{15} \text{ m}^{-2}$  and mobility  $\mu = 3 \times 10^3 \text{ m}^2/\text{Vs}$ . We further use  $\tau/\tau_{sh} = 0.5$  [33], the quantum mobility  $\mu_q = 1 \times 10^2 \text{ m}^2/\text{Vs}$  [27], the dielectric constant of GaAs  $\epsilon = 12.8$ , and the effective mass  $m_* = 0.06 m_0$  [34], where  $m_0$  is the mass of free electron. We also fix the radiation electric field, which determines real radiation power, at a conservative value of  $\mathcal{E} = 250 \text{ V/m}$  (unless otherwise noticed).

At  $\epsilon \ll 1$ , the effective radiation power  $\mathcal{P}$  scales with  $\omega^{-2}$ , per Eq. (3), which suggests that lowering the radiation frequency helps to satisfy the condition  $\xi \gg 1$ . In Fig. 1 we

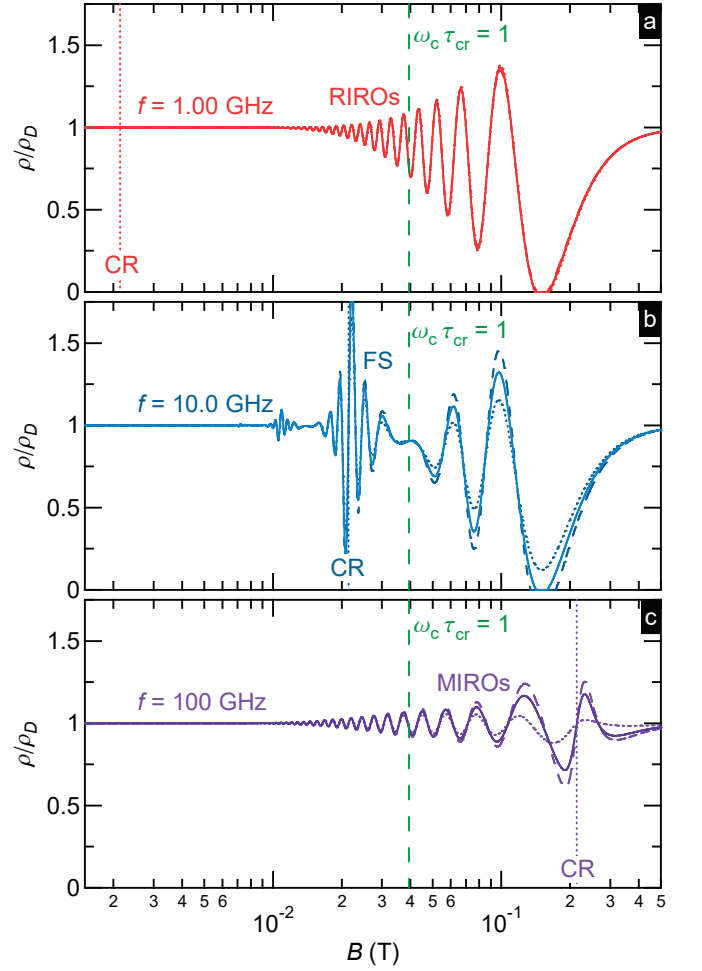


FIG. 2. Photoresistance  $\rho/\rho_D$  as a function of magnetic field  $B$  calculated using Eq. (1) for (a)  $f = 1.00$  GHz, (b)  $10.0$  GHz, and (c)  $100$  GHz, as marked [35]. Solid lines correspond to linear polarization, Eq. (3), and dashed (dotted) are the results for circular active (inactive) polarizations. Dotted vertical lines mark the position of the cyclotron resonance (CR)  $\omega_c = \omega$ . Dashed vertical line is drawn at  $B = m^*/e\tau_{cr}$ .

show  $\mathcal{P}$  as a function of the magnetic field  $B$  for three frequencies,  $f = 100, 10.0,$  and  $1.00$  GHz, as marked. Here, the solid lines correspond to linear polarization, Eq. (3), and the dashed (dotted) lines are the results for circular active (inactive) polarizations. The vertical lines are drawn at  $\omega_c = \omega$  (dotted) and at  $\omega_c = \tau_{cr}^{-1}$ , as marked. At the lowest frequency,  $f = 1.00$  GHz, it is clearly seen that (i)  $\mathcal{P} \gg 1$  over a wide range of  $B$  corresponding to  $\epsilon \ll 1$ , (ii) the crossover from  $\mathcal{P} \propto B^0$  to  $\mathcal{P} \propto B^{-1}$  takes place at  $\omega_c = \tau_{cr}^{-1} \gg \omega$ , and (iii) the sense of the radiation polarization becomes irrelevant. For the intermediate frequency,  $f = 10.0$  GHz, we observe that  $\mathcal{P} \gg 1$  only when  $\epsilon \gtrsim 1$ . At the highest frequency, however, we find that  $\mathcal{P} \ll 1$  over the whole range of  $B$ .

We next compute the photoresistance using Eq. (1) for the same set of frequencies,  $f = 1.00, 10.0,$  and  $100$  GHz, and present the results in Fig. 2. At the highest frequency,  $f = 100$  GHz (panel c), the photoresistance exhibits MIROs [1], which occur on the lower field side of the cyclotron resonance and

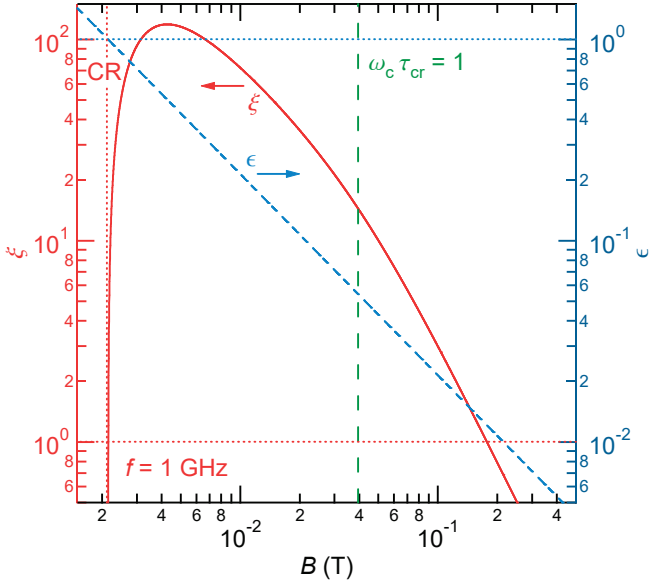


FIG. 3. Parameter  $\xi$ , Eq. (2), (solid line, left axis) and  $\epsilon = \omega/\omega_c$  (dashed line, right axis) as a function of magnetic field  $B$  calculated for  $f = 1.00$  GHz. Dashed vertical line is drawn at  $B = m^*/e\tau_{cr}$ .

are well described by Eq. (4). At the intermediate frequency,  $f = 10.0$  GHz (panel b), we see more complex behavior, which includes the fine structure of MIROs (marked FS), observed near  $\epsilon = 1$  (and  $\epsilon = 2$ ). This fine structure occurs when  $\xi \gg 1$  and can be described by Eq. (5) [27].

At the lowest frequency,  $f = 1.00$  GHz (panel a), the photoresistance oscillation pattern simplifies considerably, resembling that of MIROs. However, even though these RIROs occur in the same range of magnetic fields as MIROs (panel c), much lower  $f$  ensures that  $\pi\epsilon \ll 1$ . As discussed above, RIROs are independent of  $\omega$ , which we have confirmed by calculations at  $f = 0.10$  GHz, see Fig. 4(a). This is indeed in agreement with our main result, Eq. (6) and Eq. (7).

In the derivation we have assumed that  $\xi \gg 1$ , which is a more stringent condition than  $\mathcal{P} \gg 1$ , when  $\pi\epsilon \ll 1$ , see Eq. (2). As shown in Fig. 3, for  $f = 1.00$  GHz, both  $\xi \gg 1$  (left axis) and  $\epsilon \ll 1$  (right axis) conditions are satisfied for magnetic fields between  $B \simeq 0.01$  T and  $B \simeq 0.1$  T, a range where RIROs are seen in Fig. 2(a). As shown in Fig. 4, our approximation, Eq. (6) (dashed line) is indeed very good up to  $B \simeq 0.1$  T, but breaks down at higher  $B$ , as expected, because of decreasing  $\xi$ . In addition, comparison of Fig. 4(a) and (b) shows that when the radiation field is reduced by a factor of two, the oscillation frequency is reduced by a factor of two as well, while the amplitude is not affected. Finally, we note that the model assumes overlapping Landau levels,  $\lambda \ll 1$ , so the shape of the oscillations might become distorted at higher  $B$  [36, 37].

According to Eq. (6),  $\omega_c\tau_{cr}$  affects both the amplitude and the frequency of RIROs. At high magnetic fields,  $\omega_c\tau_{cr} \gg 1$ , Eq. (6) and Eq. (7) can be approximated as

$$\frac{\delta\rho_\omega}{\rho_D} \approx \frac{8\tau}{\pi\tau_{sh}}\lambda^2 \cos(2\pi\kappa), \quad \kappa \approx \frac{\mathcal{E}_*m_*(2k_F)}{eB^2}, \quad (8)$$

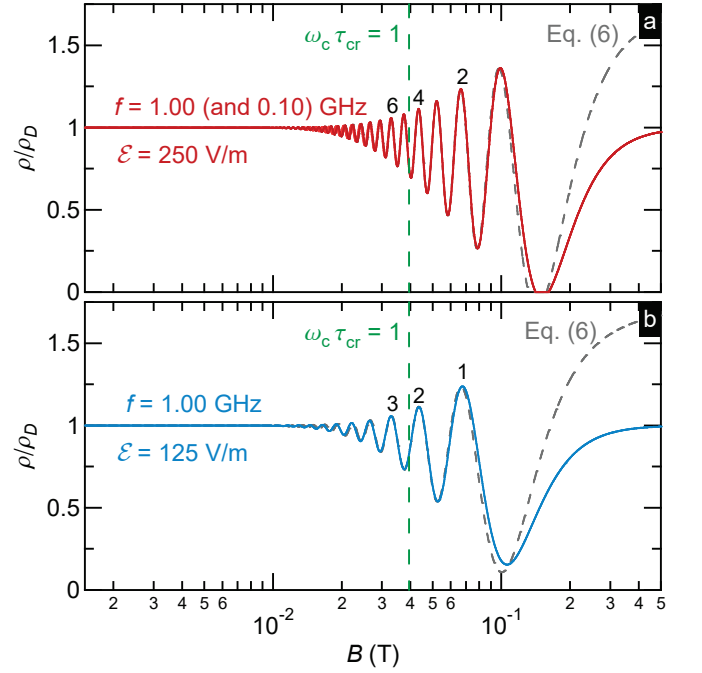


FIG. 4. (a) Photoresistivity  $\rho/\rho_D$  as a function of magnetic field  $B$  calculated using Eq. (1) (solid lines) and Eq. (6) (dashed lines) for  $f = 1.00$  GHz (and for  $f = 0.10$  GHz) [35]. The microwave field is  $\mathcal{E} = 250$  V/m. As expected, the curves corresponding to different  $f$  are nearly indistinguishable. (b) Photoresistivity  $\rho/\rho_D$  as a function of magnetic field  $B$  calculated using Eq. (1) (solid line) and Eq. (6) (dashed line) for  $f = 1.00$  GHz and  $\mathcal{E} = 125$  V/m [35]. The oscillation frequency is reduced by a factor of two, compared to RIROs shown in panel (a), but the amplitude remains the same. Approximations given by Eq. (6) break down at high  $B$ , when  $\xi$  is no longer much larger than unity, see Fig. 3. Dashed vertical line is drawn at  $B = m^*/e\tau_{cr}$ .

which results in  $B^{-2}$ -periodic oscillations. In the opposite limit,  $\omega_c\tau_{cr} \ll 1$ , one finds

$$\frac{\delta\rho_\omega}{\rho_D} \approx \frac{4\tau}{\pi\tau_{sh}}\lambda^2 \cos(2\pi\kappa), \quad \kappa \approx \frac{\mathcal{E}_*\tau_{cr}(2k_F)}{B} \quad (9)$$

and the oscillations are periodic in  $B^{-1}$ . The crossover between these two regimes takes place at  $\omega_c\tau_{cr} = 1$  ( $B = m^*/e\tau_{cr}$ ). As illustrated in Fig. 2, the crossover point lies in the middle of the magnetic field range where RIROs develop and therefore should also be detectable in experiments.

It is established that experiments at high radiation intensities are limited to elevated temperatures,  $T \gtrsim 1.5$  K [25, 27, 38], due to heating by the radiation. It is thus anticipated that RIROs will decay with increasing power, as a result of enhanced electron-electron scattering rate entering the quantum scattering rate in the Dingle factor [27, 39]. Nevertheless, experimental observation of the fine structure [27] strongly suggests that RIROs should also be observed. We also note that one should not anticipate any interference with Shubnikov-de Haas oscillations [40] at such temperatures.

It is also understood that the inelastic contribution is suppressed both by high temperature and by high radiation power [25, 27], while the smooth-disorder displacement contribution

does not give rise to oscillatory photoresistance at  $\epsilon \ll 1$ . These contributions are discussed in Supplemental Material.

We also would like to mention that RIROs resemble dc field-induced resistance oscillations [5, 6, 41]. These oscillations are due to elastic electron transitions between Landau levels, tilted by dc electric field  $\mathcal{E}_{dc}$ , due to impurity scattering. The rate for such transitions is maximized each time when a spatial separation between Landau levels matches the cyclotron diameter  $2R_c$ , a condition for electron back scattering. The dc field-induced-oscillations are described by [42]

$$\frac{\delta r}{\rho_D} \approx \frac{16\tau}{\pi\tau_{sh}} \lambda^2 \cos(2\pi\epsilon_{dc}), \quad \epsilon_{dc} = \frac{e\mathcal{E}_{dc}(2R_c)}{\hbar\omega_c}, \quad (10)$$

where  $\delta r$  is the correction to the differential resistivity. Since  $R_c = \hbar k_F/eB$ ,  $\omega_c = eB/m_*$ , the parameter  $\kappa$  in Eq. (8) can also be written in the same form as  $\epsilon_{dc}$ ,  $\kappa = e\mathcal{E}_*(2R_c)/\hbar\omega_c$ . We thus see that Eq. (8) and Eq. (10) have the same form, up to numerical factor, which suggests that these two quite distinct phenomena share the same underlying physical mechanism. However, as discussed in Refs. 25, 27, RIROs can also be naturally understood in terms of multi-photon absorption.

In summary, we have shown that the displacement contribution in the sharp disorder limit gives rise to a distinct class of magneto-oscillations, RIROs, which appear on the high-field side of the cyclotron resonance under irradiation by radiowaves. All properties of RIROs are independent of the radiation frequency, reflecting the fact that the radiowave electric field  $\mathcal{E}$  appears essentially static for electrons when  $\omega \ll \omega_c$ . While the amplitude of RIROs does not depend on the intensity or polarization of the radiowaves, their frequency scales with the radiation electric field. Finally, we identified two regimes in which RIROs are periodic in either  $1/B$  or  $1/B^2$ , with the crossover point governed by the width of the cyclotron resonance. Unique characteristics of RIROs should allow mapping the cyclotron resonance absorption curve and accurate determination of  $\mathcal{E}$ . As MIROs [43–48], this new phenomenon can likely be realized in a variety of 2D systems.

The author thanks D. Polyakov for discussions and acknowledges support by the NSF Grant No. DMR-1309578.

---

\* Corresponding author: zudov001@umn.edu

- [1] M. A. Zudov, R. R. Du, J. A. Simmons, and J. L. Reno, *Shubnikov–de Haas-like oscillations in millimeterwave photoconductivity in a high-mobility two-dimensional electron gas*, Phys. Rev. B **64**, 201311(R) (2001).
- [2] P. D. Ye, L. W. Engel, D. C. Tsui, J. A. Simmons, J. R. Wendt, G. A. Vawter, and J. L. Reno, *Giant microwave photoresistance of two-dimensional electron gas*, Appl. Phys. Lett. **79**, 2193 (2001).
- [3] M. A. Zudov, I. V. Ponomarev, A. L. Efros, R. R. Du, J. A. Simmons, and J. L. Reno, *New Class of Magnetoresistance Oscillations: Interaction of a Two-Dimensional Electron Gas with Leaky Interface Phonons*, Phys. Rev. Lett. **86**, 3614 (2001).
- [4] A. T. Hatke, M. A. Zudov, L. N. Pfeiffer, and K. W. West, *Phase of phonon-induced resistance oscillations in a high-mobility two-dimensional electron gas*, Phys. Rev. B **84**, 121301(R) (2011).
- [5] C. L. Yang, J. Zhang, R. R. Du, J. A. Simmons, and J. L. Reno, *Zener Tunneling Between Landau Orbits in a High-Mobility Two-Dimensional Electron Gas*, Phys. Rev. Lett. **89**, 076801 (2002).
- [6] W. Zhang, H.-S. Chiang, M. A. Zudov, L. N. Pfeiffer, and K. W. West, *Magnetotransport in a two-dimensional electron system in dc electric fields*, Phys. Rev. B **75**, 041304(R) (2007).
- [7] J. Q. Zhang, S. Vitkalov, A. A. Bykov, A. K. Kalagin, and A. K. Bakarov, *Effect of a dc electric field on the longitudinal resistance of two-dimensional electrons in a magnetic field*, Phys. Rev. B **75**, 081305(R) (2007).
- [8] R. G. Mani, J. H. Smet, K. von Klitzing, V. Narayanamurti, W. B. Johnson, and V. Umansky, *Zero-resistance states induced by electromagnetic-wave excitation in GaAs/AlGaAs heterostructures*, Nature **420**, 646 (2002).
- [9] M. A. Zudov, R. R. Du, L. N. Pfeiffer, and K. W. West, *Evidence for a New Dissipationless Effect in 2D Electronic Transport*, Phys. Rev. Lett. **90**, 046807 (2003).
- [10] C. L. Yang, M. A. Zudov, T. A. Knütttila, R. R. Du, L. N. Pfeiffer, and K. W. West, *Observation of Microwave-Induced Zero-Conductance State in Corbino Rings of a Two-Dimensional Electron System*, Phys. Rev. Lett. **91**, 096803 (2003).
- [11] A. A. Bykov, J.-Q. Zhang, S. Vitkalov, A. K. Kalagin, and A. K. Bakarov, *Zero-Differential Resistance State of Two-Dimensional Electron Systems in Strong Magnetic Fields*, Phys. Rev. Lett. **99**, 116801 (2007).
- [12] W. Zhang, M. A. Zudov, L. N. Pfeiffer, and K. W. West, *Resonant Phonon Scattering in Quantum Hall Systems Driven by dc Electric Fields*, Phys. Rev. Lett. **100**, 036805 (2008).
- [13] A. T. Hatke, H.-S. Chiang, M. A. Zudov, L. N. Pfeiffer, and K. W. West, *Zero differential resistance in two-dimensional electron systems at large filling factors*, Phys. Rev. B **82**, 041304(R) (2010).
- [14] A. C. Durst, S. Sachdev, N. Read, and S. M. Girvin, *Radiation-Induced Magnetoresistance Oscillations in a 2D Electron Gas*, Phys. Rev. Lett. **91**, 086803 (2003).
- [15] X. L. Lei and S. Y. Liu, *Radiation-Induced Magnetoresistance Oscillation in a Two-Dimensional Electron Gas in Faraday Geometry*, Phys. Rev. Lett. **91**, 226805 (2003).
- [16] I. A. Dmitriev, A. D. Mirlin, and D. G. Polyakov, *Cyclotron-Resonance Harmonics in the ac Response of a 2D Electron Gas with Smooth Disorder*, Phys. Rev. Lett. **91**, 226802 (2003).
- [17] J. Shi and X. C. Xie, *Radiation-Induced “Zero-Resistance State” and the Photon-Assisted Transport*, Phys. Rev. Lett. **91**, 086801 (2003).
- [18] M. G. Vavilov and I. L. Aleiner, *Magnetotransport in a two-dimensional electron gas at large filling factors*, Phys. Rev. B **69**, 035303 (2004).
- [19] I. A. Dmitriev, M. G. Vavilov, I. L. Aleiner, A. D. Mirlin, and D. G. Polyakov, *Theory of microwave-induced oscillations in the magnetoconductivity of a two-dimensional electron gas*, Phys. Rev. B **71**, 115316 (2005).
- [20] I. A. Dmitriev, A. D. Mirlin, and D. G. Polyakov, *Microwave photoconductivity of a two-dimensional electron gas: Mechanisms and their interplay at high radiation power*, Phys. Rev. B **75**, 245320 (2007).
- [21] I. A. Dmitriev, S. I. Dorozhkin, and A. D. Mirlin, *Theory of microwave-induced photocurrent and photovoltage magneto-oscillations in a spatially nonuniform two-dimensional electron gas*, Phys. Rev. B **80**, 125418 (2009).
- [22] I. A. Dmitriev, M. Khodas, A. D. Mirlin, D. G. Polyakov, and M. G. Vavilov, *Mechanisms of the microwave photoconductivity*

- in two-dimensional electron systems with mixed disorder, Phys. Rev. B **80**, 165327 (2009).
- [23] P. S. Alekseev and A. P. Alekseeva, *Highly correlated two-dimensional viscous electron fluid in moderate magnetic fields*, Phys. Rev. B **111**, 235202 (2025).
- [24] S. I. Dorozhkin, *Giant Magnetoresistance Oscillations Caused by Cyclotron Resonance Harmonics*, JETP Lett. **77**, 577 (2003).
- [25] A. T. Hatke, M. Khodas, M. A. Zudov, L. N. Pfeiffer, and K. W. West, *Multiphoton microwave photoresistance in a high-mobility 2D electron gas*, Phys. Rev. B **84**, 241302(R) (2011).
- [26] See Supplemental Material at [URL will be inserted by publisher] for a brief discussion of other contributions.
- [27] Q. Shi, M. A. Zudov, I. A. Dmitriev, K. W. Baldwin, L. N. Pfeiffer, and K. W. West, *Fine structure of high-power microwave-induced resistance oscillations*, Phys. Rev. B **95**, 041403(R) (2017).
- [28] It appears that Eq. (3) of Ref. 25 erroneously contains a factor of 2, which has been corrected in Eq. (2) of Ref. 27.
- [29] M. Khodas and M. G. Vavilov, *Effect of microwave radiation on the nonlinear resistivity of a two-dimensional electron gas at large filling factors*, Phys. Rev. B **78**, 245319 (2008).
- [30] K. W. Chiu, T. K. Lee, and J. J. Quinn, *Infrared magnetotransmittance of a two-dimensional electron gas*, Surf. Sci. **58**, 182 (1976).
- [31] Q. Zhang, T. Arikawa, E. Kato, J. L. Reno, W. Pan, J. D. Watson, M. J. Manfra, M. A. Zudov, M. Tokman, M. Erukhimova, et al., *Superradiant Decay of Cyclotron Resonance of Two-Dimensional Electron Gases*, Phys. Rev. Lett. **113**, 047601 (2014).
- [32] I. A. Dmitriev, A. D. Mirlin, D. G. Polyakov, and M. A. Zudov, *Nonequilibrium phenomena in high Landau levels*, Rev. Mod. Phys. **84**, 1709 (2012).
- [33] M. Sammon, M. A. Zudov, and B. I. Shklovskii, *Mobility and quantum mobility of modern GaAs/AlGaAs heterostructures*, Phys. Rev. Materials **2**, 064604 (2018).
- [34] A. T. Hatke, M. A. Zudov, J. D. Watson, M. J. Manfra, L. N. Pfeiffer, and K. W. West, *Evidence for effective mass reduction in GaAs/AlGaAs quantum wells*, Phys. Rev. B **87**, 161307(R) (2013).
- [35] Here we restore the non-oscillatory term,  $-\lambda^2(\tau/\tau_{sh})$  [25], which ensures that the photoresistivity vanishes at high  $B$  for the exact expression.
- [36] A. T. Hatke, M. A. Zudov, L. N. Pfeiffer, and K. W. West, *Microwave photoresistance in a two-dimensional electron gas with separated Landau levels*, Phys. Rev. B **84**, 241304(R) (2011).
- [37] A. T. Hatke, M. A. Zudov, L. N. Pfeiffer, and K. W. West, *Nonlinear response in overlapping and separated Landau levels of GaAs quantum wells*, Phys. Rev. B **86**, 081307(R) (2012).
- [38] M. Khodas, H. S. Chiang, A. T. Hatke, M. A. Zudov, M. G. Vavilov, L. N. Pfeiffer, and K. W. West, *Nonlinear Magnetoresistance Oscillations in Intensely Irradiated Two-Dimensional Electron Systems Induced by Multiphoton Processes*, Phys. Rev. Lett. **104**, 206801 (2010).
- [39] A. T. Hatke, M. A. Zudov, L. N. Pfeiffer, and K. W. West, *Temperature Dependence of Microwave Photoresistance in 2D Electron Systems*, Phys. Rev. Lett. **102**, 066804 (2009).
- [40] Q. Shi, P. D. Martin, A. T. Hatke, M. A. Zudov, J. D. Watson, G. C. Gardner, M. J. Manfra, L. N. Pfeiffer, and K. W. West, *Shubnikov - de Haas oscillations in a two-dimensional electron gas under subterahertz radiation*, Phys. Rev. B **92**, 081405(R) (2015).
- [41] A. A. Bykov, D. V. Dmitriev, I. V. Marchishin, S. Byrnes, and S. A. Vitkalov, *Zener tunneling between Landau orbits in two-dimensional electron Corbino rings*, Appl. Phys. Lett. **100**, 251602 (2012).
- [42] M. G. Vavilov, I. L. Aleiner, and L. I. Glazman, *Nonlinear resistivity of a two-dimensional electron gas in a magnetic field*, Phys. Rev. B **76**, 115331 (2007).
- [43] D. Konstantinov and K. Kono, *Novel Radiation-Induced Magnetoresistance Oscillations in a Nondegenerate Two-Dimensional Electron System on Liquid Helium*, Phys. Rev. Lett. **103**, 266808 (2009).
- [44] M. A. Zudov, O. A. Mironov, Q. A. Ebner, P. D. Martin, Q. Shi, and D. R. Leadley, *Observation of microwave-induced resistance oscillations in a high-mobility two-dimensional hole gas in a strained Ge/SiGe quantum well*, Phys. Rev. B **89**, 125401 (2014).
- [45] D. F. Kärcher, A. V. Schepetilnikov, Y. A. Nefyodov, J. Falson, I. A. Dmitriev, Y. Kozuka, D. Maryenko, A. Tsukazaki, S. I. Dorozhkin, I. V. Kukushkin, et al., *Observation of microwave induced resistance and photovoltage oscillations in MgZnO/ZnO heterostructures*, Phys. Rev. B **93**, 041410 (2016).
- [46] M. Otteneder, I. A. Dmitriev, S. Candussio, M. L. Savchenko, D. A. Kozlov, V. V. Bel'kov, Z. D. Kvon, N. N. Mikhailov, S. A. Dvoretzky, and S. D. Ganichev, *Sign-alternating photoconductivity and magnetoresistance oscillations induced by terahertz radiation in HgTe quantum wells*, Phys. Rev. B **98**, 245304 (2018).
- [47] E. Mönch, D. A. Bandurin, I. A. Dmitriev, I. Y. Phinney, I. Yahnuk, T. Taniguchi, K. Watanabe, P. Jarillo-Herrero, and S. D. Ganichev, *Observation of Terahertz-Induced Magnetooscillations in Graphene*, Nano Letters **20**, 5943 (2020).
- [48] M. L. Savchenko, M. Otteneder, I. A. Dmitriev, N. N. Mikhailov, Z. D. Kvon, and S. D. Ganichev, *Terahertz photoresistivity of a high-mobility 3D topological insulator based on a strained HgTe film*, Applied Physics Letters **117**, 201103 (2020).