

A Prototyping Framework for Distributed Control of Multi-Robot Systems

Junaid Ahmed Memon* Allan Andre Do Nascimento*
Kostas Margellos* Antonis Papachristodoulou*

* *Department of Engineering Science, University of Oxford, UK*
(*e-mail: {junaid.memon, allan.adn, kostas.margellos, antonis}@eng.ox.ac.uk*)

Abstract: This paper presents a prototyping framework for distributed control of multi-robot systems, aimed at bridging theory and practical testing of distributed optimization algorithms. Using the Single Program, Multiple Data (SPMD) paradigm, the framework emulates distributed control on a single computer, with each core running the same algorithm using local states and neighbour-to-neighbour communication. We demonstrate the framework on a four-quadrotor position-swapping task using a non-cooperative game-theoretic distributed algorithm. Computational time and trajectory data are compared across the supported dynamics levels: a point-mass model, a high-fidelity quadrotor model, and an experimental hardware testbed using Crazyflie quadcopters. The results show that the framework provides a low-cost and accessible approach for validating distributed algorithms.

Keywords: Distributed Control, Multi-robot Systems, Digital Twins, Parallel Optimization.

1. INTRODUCTION

Multi-robot systems are increasingly used in demanding tasks, such as environmental monitoring, inspection, search and rescue where scalability, performance, and autonomy are needed. Although distributed optimisation and coordination algorithms enable scalable decision making, their physical validation remains challenging. Bridging simulation and hardware gap therefore requires modular, affordable, and reproducible testbeds that capture realistic sensing, communication, and computation constraints Mokhtarian et al. (2024).

Testing distributed algorithms on robot fleets faces two main challenges. First, although distributed architectures improve scalability, fault tolerance, and reliability over centralised ones (Jamshidpey et al., 2025), switching between architectures or adapting code across them is often difficult. Second, simple models, digital twins, and hardware controllers are typically developed separately, increasing effort and slowing prototyping. A unified framework that preserves the robot-fleet structure across all testing stages is therefore essential for reliable, safe, and stable deployment (Shakeri et al., 2019), while accelerating the design, build and test cycle.

1.1 Related Work

Distributed optimisation algorithms are well studied for multi-agent systems Notarstefano et al. (2019); Yang et al.

(2019). Despite advances ranging from ADMM-based formation control (Stomberg et al., 2023) to decentralised sequential quadratic programming for non-linear MPC (Stomberg et al., 2025), real-time hardware implementation remains difficult due to iterative communication, timing constraints, and heterogeneous agent dynamics. Although simulation studies are abundant, only few support seamless hardware transition Shorinwa et al. (2024).

For experimental validation, several multi-robot testbeds have been developed. Scaled transport platforms such as the University of Delaware scaled smart city (Stager et al., 2018) demonstrate cooperative vehicle coordination in structured environments. Swarm platforms such as Kilobot (Rubenstein et al., 2014) and Robotarium (Pickem et al., 2017; Wilson et al., 2020) provide low-cost distributed coordination environments, but are typically limited to a single class of robot dynamics, e.g. differential-drive ground robots, and rely on localization setups that are difficult or expensive to replicate. Duckietown (Paull et al., 2017) and the Cambridge RoboMaster testbeds (Blumenkamp et al., 2024) extend capability, but remain tied to specific hardware or sensing modalities, making adaptation to new robot classes or distributed optimisation routines non-trivial. For multi-UAV platforms, the systems in Deng et al. (2020) and the distributed hardware implementations in King (2004) are particularly notable.

The range of available platforms reflects growing interest in experimental validation of distributed systems. However, prior work often requires dedicated hardware clusters, complex networking, or high-cost setups, limiting accessibility for small-scale academic and teaching environments. Moreover, to the best of our knowledge, none provides integrated simulation and hardware testing within

¹ JAM acknowledges support from the Oxford Pakistan Programme. AAdN, AP, and KM acknowledge support from MathWorks. AP was additionally supported by EPSRC grants EP/X017982/1, EP/Y014073/1, and UKRI2108. For Open Access, the authors have applied a CC BY licence to any Author Accepted Manuscript arising from this submission.

a single framework that eliminates multiple tools and reduces testing time for distributed multi-robot algorithms.

1.2 Contributions

To address these shortcomings, this work proposes a *unified* parallel-computing framework for rapid prototyping of distributed control algorithms across three fidelity levels: simplified models, high-fidelity digital twins, and real hardware. The main contributions are:

- (1) We provide a unified workflow for testing distributed algorithms on simple models, high-fidelity digital twins, and hardware from the same workstation, addressing multi-stage validation needs (Mokhtarian et al., 2024).
- (2) Unlike testbeds limited to a single robot morphology, our approach can be extended to support a *variety* of dynamical model. This enables easy transitions between heterogeneous systems.
- (3) The framework uses the Single Program, Multiple Data (SPMD) paradigm (Flynn, 1966; Foster, 1995; Gropp et al., 2014) to emulate decentralised execution, with each worker acting as an independent agent using local states and neighbour communication. This enables scalable algorithm-in-the-loop testing on a single multi-core workstation, avoiding complex networking while reducing simulation time through parallel execution.
- (4) We adapt and incorporate a Crazyflie model (Kim, 2017; Förster, 2015) along with hardware APIs, enabling consistent testing with simple model, high-fidelity model, and physical UAVs. With this approach only the actuation block changes while the rest of the distributed controller remains identical, fulfilling modularity.
- (5) We demonstrate the utility of the framework through a distributed position-swapping example and release the full code² for reproducibility and further development.

Overall, we provide an end-to-end prototyping pipeline that significantly reduces testing time, lowers hardware requirements, and improves reproducibility.

1.3 Article Organization

The remainder of this paper is organized as follows. Section 2 presents the proposed framework, including its workflow and computational setup for multi-fidelity testing of distributed optimization algorithms. Section 3 describes the implementation, software and hardware setup, and the four-UAV position-swapping problem. Section 4 reports the results for the simple model, digital twin, and hardware platform. Finally, Section 5 concludes the paper and discusses future platform extensions.

2. PROTOTYPING FRAMEWORK

We envision testing of distributed optimization algorithms with practical multi-robot deployments, by organizing the prototyping workflow into a structured sequence of decisions and execution stages, as illustrated in Figure 1.

² <https://tinyurl.com/smart-city-dcf>

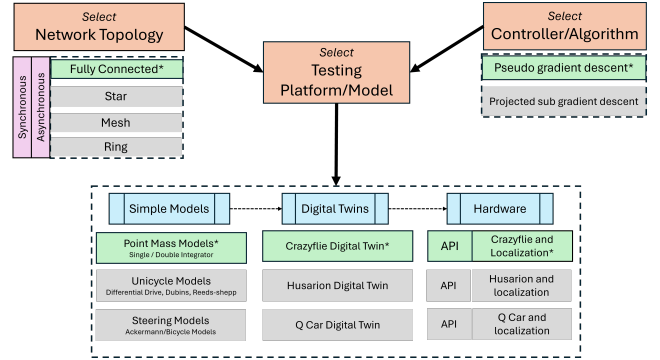


Fig. 1. Proposed workflow for testing distributed control on multi-robot systems.

The workflow involves selecting the network topology (e.g., fully connected, star, ring etc.), execution mode (synchronous or asynchronous), and a controller or algorithm such as distributed pseudo-gradient or projected subgradient descent. It further supports three testing levels: simple dynamical models for rapid prototyping, high-fidelity digital twins, and physical hardware with associated APIs and localization modules. The modular architecture enables deployment across different models and platforms through a common computational interface. In Fig. 1, currently supported features are shown in green (with *), while planned extensions are shown in grey.

Figure 1 also shows how these components integrate into a testing workflow at various levels of fidelity. First, any given algorithm should be tested on simple dynamical models (e.g., single or double integrators) to rapidly evaluate its performance and communication patterns. The second stage involves validating these algorithms with a digital twin (i.e. high-fidelity dynamic models) to capture underlying unmodeled dynamics (e.g., mechanics, aerodynamics), actuator limits, sensor noise, etc. Finally, the third stage transitions to real hardware, where the validated algorithms are deployed via the same algorithmic architecture, using an application layer to interface with multiple agents. All testing stages can be executed in a unified manner using a single multi-core workstation, with each core representing a logical agent in the multi-agent network, as shown in Figure 2.

Framework employs the SPMD paradigm, where agents execute identical control programs using local states, decision variables, and neighbour information while exchanging only algorithm-required data. The approach reduces setup complexity and hardware cost while deploying parallel execution, logging, debugging, and integration with testing platforms. With this approach, we can emulate communication effects in code such as latency, packet loss, and bandwidth constraints for robustness evaluation.

3. METHODOLOGY

3.1 Demonstration Problem

For the framework demonstration, we consider a fleet of UAVs performing level flight while avoiding collisions and pursuing a shared objective. This yields an optimization problem coupled through the cost function (via the shared

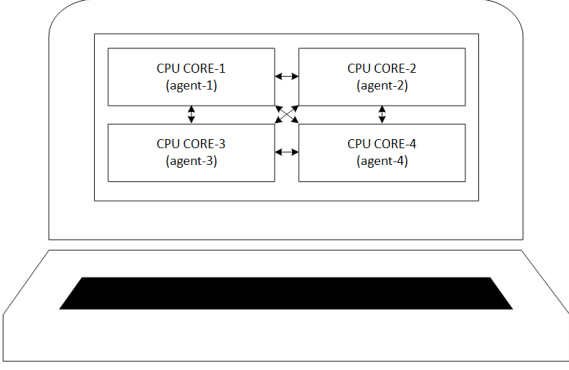


Fig. 2. Distributed control setup using a single computer.

objective) and in the constraints (through collision avoidance), making it suitable for distributed computation.

System model: Consider a set $I = \{1, \dots, N\}$, an indexed fleet of N UAVs. For the *control design* purposes, we assume that the UAVs share the same dynamics: $\ddot{p}_i^x(t) = a_i^x(t)$, $\ddot{p}_i^y(t) = a_i^y(t)$, where $p_i^x(t), p_i^y(t)$ denotes the i^{th} -UAV's position in the (x, y) plane respectively at time t . Similarly, we denote by $v_i^x(t), v_i^y(t), a_i^x(t), a_i^y(t)$ the i^{th} UAV velocity and acceleration components in the xy -plane. Following a zero order hold discretization with sample time t_s , we obtain:

$$z_i[k+1] = \begin{bmatrix} 1 & 0 & t_s & 0 \\ 0 & 1 & 0 & t_s \\ 0 & 0 & 1 & 0 \\ 0 & 0 & 0 & 1 \end{bmatrix} z_i[k] + \begin{bmatrix} t_s^2/2 & 0 \\ 0 & t_s^2/2 \\ t_s & 0 \\ 0 & t_s \end{bmatrix} a_i[k] \quad (1)$$

where $z_i[k] = [p_i^x[k] \ p_i^y[k] \ v_i^x[k] \ v_i^y[k]]^\top \in \mathbb{R}^4$ denotes the state, $a_i[k] = [a_i^x[k] \ a_i^y[k]]^\top \in \mathbb{R}^2$ is the control input and k is the discrete-time index. In the following discussion, A_i^d and B_i^d are used to denote the state and input matrices respectively in (1) for each agent. We assume each UAV starts at the initial position $p_i^0 = [p_i^{x_0}, p_i^{y_0}]^\top \in \mathbb{R}^2$ and has $p_i^T = [p_i^{x_T}, p_i^{y_T}]^\top \in \mathbb{R}^2$ as its target position. We re-derive (1) using the error vector $e_i[k] = z_i[k] - [p_i^{x_T}, p_i^{y_T}, 0, 0]^\top$. The error dynamics for each agent can be written as:

$$e_i[k+1] = A_i^d e_i[k] + B_i^d a_i[k] \quad (2)$$

Agent-wise optimization problem: Each agent $i \in I$ solves a receding horizon control problem of horizon length H . Let $u_i = [a_i[0] \dots a_i[H-1]]_i^\top$ be the decision vector of agent i over the prediction horizon, where $u_i \in U_i \subseteq \mathbb{R}^{2H}$ denotes the presence of local constraints U_i (to be defined in the sequel). Thus, each agent $i \in I$ solves:

$$\begin{aligned} & \min_{u_i \in U_i} J_i(u_i, \sigma(u)) \\ & \text{subject to } A_i u_i + \sum_{j \in I \setminus \{i\}} A_j u_j \leq \sum_{i \in I} b_i \end{aligned} \quad (3)$$

where $j \in I \setminus \{i\}$ represents all agents except agent i and $J_i(u_i, \sigma(u))$ is the finite horizon cost which each agent $i \in I$ seeks to minimize. This cost is coupled via the aggregative variable $\sigma(u) := \frac{1}{N} \sum_{i \in I} \phi_i(u_i)$, which depends on all agents' decisions u_i , formed by the aggregation rule $\phi_i(\cdot)$.

Let $p_o = [p_o^x, p_o^y]^\top$ denote the common target position and $d_o = \left\| \frac{1}{N} \sum_{z=1}^N p_z[H] - p_o \right\|_2$ the distance between the predicted swarm centroid at horizon step H and p_o . We define the local cost function as follows:

$$\begin{aligned} J_i(u_i, \sigma(u)) &= \sum_{l=0}^{H-1} e_i[l]^T Q_i e_i[l] + u_i[l]^T R_i u_i[l] \\ &+ \beta e_i[H]^T P_i e_i[H] + \frac{p_a}{N} d_o^2 \end{aligned} \quad (4)$$

where the first two terms in (4) represents the running cost with weighting matrices $Q_i \succ 0$ and $R_i \succ 0$, while $\beta P_i \succ 0$ for third term defines the terminal penalty. The final term, weighted by p_a/N , penalizes the swarm-centroid deviation relative to individual target positions. The local constraint set U_i captures the bounded UAV acceleration inputs:

$$U_i = \{u_i : -a_i^{\max} \leq a_i[k] \leq a_i^{\max}, k = 0, \dots, H-1\} \quad (5)$$

The agent-wise optimization is also subject to coupled constraints introduced for collision avoidance. This is defined for each pair of agents via the discrete-time control barrier function. For $i, j \in I$ with $i \neq j$, let $\delta p_{i,j}[k] = [p_{x_i}[k] \ p_{y_i}[k]]^T - [p_{x_j}[k] \ p_{y_j}[k]]^T$ and a set S , being the superlevel set of a map $h_i^j : \mathcal{P} \subset \mathbb{R}^2 \rightarrow \mathbb{R}$

$$S = \{\delta p_{i,j}[k] \in \mathcal{P} \subset \mathbb{R}^n : h_i^j(\delta p_{i,j}[k]) \geq 0\}.$$

The set S denotes the safe set within which the agents' trajectories must remain to avoid collisions. To ensure collision avoidance:

- (i) $h_i^j(\delta p_{i,j}[0]) \geq 0$,
- (ii) $\exists u_i[k], u_j[k]$ such that $\forall k \in \mathbb{N} \cup \{0\}$,

$$h_i^j(\delta p_{i,j}[k+1]) - h_i^j(\delta p_{i,j}[k]) \geq -\gamma_{\text{cbf}}(h_i^j(\delta p_{i,j}[k])).$$

The function $h_i^j : \mathcal{P} \rightarrow \mathbb{R}$ is said to be a discrete-time exponential CBF and the set S is invariant, or safe, along the trajectories of (2) driven in closed loop by $u_i[k], u_j[k]$ in (6), as defined in Agrawal and Sreenath (2017). The following candidate control barrier functions are used for $(i, j) \in I, i \neq j$:

$$\begin{aligned} h_i^j(\delta p_{i,j}[k]) &= \frac{|p_{x_i}[k] - p_{x_j}[k]|}{r_1} + \frac{|p_{y_i}[k] - p_{y_j}[k]|}{r_2} - 1 \quad (7) \\ &= \frac{|e_i^x[k] - e_j^x[k] + \delta p_{x_{i,j}}^d|}{r_1} + \frac{|e_i^y[k] - e_j^y[k] + \delta p_{y_{i,j}}^d|}{r_2} - 1. \end{aligned}$$

The function $h_i^j(\delta p_{i,j}[k]) \geq 0$ guarantees no collision between UAVs i and j at time k . Parameters $r_1, r_2 > 0$ are the norm-1 unsafe radii, delimiting the UAV's body in the x and y directions. These conditions are then transformed into matrices A_i, A_j and vectors b_i defined in (3). For the full derivation and characterization of A_i, A_j and b_i , we refer the reader to do Nascimento et al. (2023).

Distributed optimization: Given our distributed safety requirements, the coupled constraints set the stage for a generalized games setting: typically, primal-dual iterative methods are then used, in which the Nash Equilibrium (NE) of the game is reached asymptotically. To enhance the real-time deployment potential, and effective peer-to-peer communication, we resort to a technique based on gradient tracking by Carnevale et al. (2024). This technique is able to uncouple the cost and constraints by

introducing two local variables on each agent, being able to track asymptotically the aggregative cost and coupled constraints in each agent. Different from do Nascimento et al. (2023), in this work we distribute the computation among different computer cores and study its high fidelity deployment numerically and in the hardware. For the full algorithm definitions and derivations, we refer the reader to Carnevale et al. (2024). We highlight that the platform uses a modular distributed optimization scheme, and could be readily substituted by other algorithm of choice, such as the Alternating Direction Method of Multipliers (ADMM), a popular distributed optimization benchmark technique.

3.2 Software Setup

The framework was implemented using the MATLAB[®] Parallel Computing Toolbox, where agents execute in parallel within an SPMD block and each computational engine corresponds to a worker. Algorithm 1 summarizes the software workflow.

For UAV prototyping, the double-integrator dynamics in (1) were used for initial testing. The distributed position-swapping routine from do Nascimento et al. (2023); Carnevale et al. (2024) was executed within the SPMD framework, where each worker represented a UAV agent maintaining local states, solving the distributed optimization problem, and exchanging neighbour information.

Algorithm-1

Pseudocode for distributed control using SPMD

```

% initialize variables e.g. numUAVs,maximum number of
  iteration steps, etc.
setup parameters
spmd (numUAVs)
  % Each worker represents a UAV agent
  id = spmdIndex; % spmdIndex is the agent's number.
  % 0. initialize state and define neighbours
  for k = 1:steps % iterations
    % 1. Communicate
      Exchange information with neighbours
      using spmdSendReceive
    % 2. Compute local control action
      using chosen iterative algorithm
    % 3. Sense and Act
      Measure state and apply action
      to the system i.e. simple model/
      high fidelity model/ real hardware
    % 4. Synchronization between agents
      (Optional step- depends on
      type of routine
    % 5. Log data or send to base station
  end
end
% post processing and visualizations

```

For high-fidelity testing, the distributed routine was integrated with a Simulink model adapted from Kim (2017), based on the non-linear Crazyflie 2.0 dynamics identified in Förster (2015). The model includes modified low-level PID controllers. Additional interfaces were added to integrate with the SPMD framework. Using the MATLAB 2024a “Simulation object” feature³, each worker executes its

³ <https://tinyurl.com/simulink-simulation>



Fig. 3. Hardware setup for distributed control of multi-UAV systems using a single multi-core computer.

local UAV simulation while exchanging distributed control information with neighbouring workers. This modular structure preserves the communication, synchronization, and logging routines while routing agent dynamics through either simplified, high-fidelity, or hardware-integrated models. The complete distributed control framework code-base is publicly available at Github⁴, including utilities for high-fidelity simulation, hardware experiments, data collection, and visualization.

3.3 Hardware Setup and Integration

For UAV experiments, Crazyflie 2.1 drones were used which comes with its Python API⁵ for wireless communication and telemetry acquisition. The hardware setup is shown in Fig. 3. Localization is provided by the Lighthouse-V2 infrared motion-tracking system, where on-board photodiodes detect laser sweeps from multiple base stations to triangulate the UAV pose with approximately 1 cm accuracy (Taffanel et al., 2021). This proved sufficient for our distributed control experiments.

Communication with the UAVs is established using Crazyradio⁶ USB dongles operating in the 2.4 GHz ISM band. Although a single dongle can support multiple UAVs, one Crazyradio was assigned per agent to reduce latency and communication contention. The interface is managed through the Crazyflie Python API and integrated into MATLAB through Python calls. The radios support data rates up to 2 Mbps and the Lighthouse-V2 system operates at approximately 30 Hz, which were sufficient for waypoint updates to the onboard controllers.

The full command chain works as follows: after each distributed optimization step (Algorithm 1, Step 2), every worker transmits planar velocity references to its assigned Crazyflie. Using Lighthouse-V2 and onboard sensor measurements, the UAV estimates its state via an extended Kalman filter. The onboard PID velocity and attitude controllers then convert these references into motor PWM commands to track references. Updated state estimates are transmitted back to workstation through the Crazyradio interface for the next distributed control iteration.

⁴ <https://tinyurl.com/smart-city-dcf>

⁵ <https://github.com/bitcraze/crazyflie-lib-python>

⁶ <https://www.bitcraze.io/products/crazyradio-pa/>

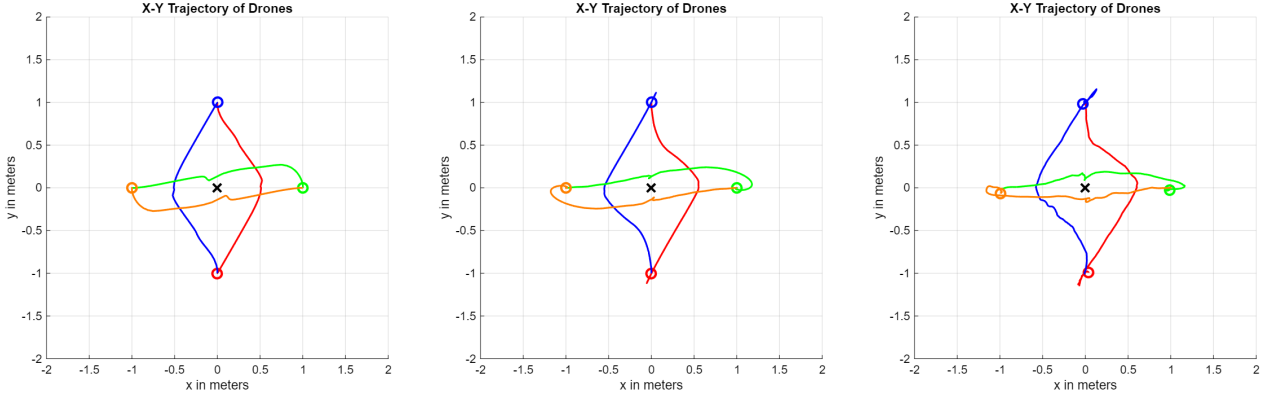


Fig. 4. Trajectories for (left) double integrator, (center) high-fidelity, and (right) UAV experiments.

4. RESULTS AND DISCUSSION

We evaluate a four-UAV position-swapping task using a synchronous distributed controller over a fully connected communication network. Trajectories are compared across the double-integrator model, the Crazyflie high-fidelity model, and Crazyflie 2.1 hardware using the Lighthouse-V2 localization system. The initial positions are $p_1^0 = [0, 1]^T$, $p_2^0 = [0, -1]^T$, $p_3^0 = [1, 0]^T$, and $p_4^0 = [-1, 0]^T$, with targets defined as $p_1^T = p_2^0$, $p_2^T = p_1^0$, $p_3^T = p_4^0$, and $p_4^T = p_3^0$. The common tracking point is $p_o = [0, 0]^T$ with fleet weight $p_a = 1$.

The sample time is $t_s = 0.2$ s and the acceleration bounds are $a^{\max} = 2$ m/s² in both planar directions. The optimization parameters are $H = 3$, $Q_i = \text{diag}(5, 5, 5, 5)$, $R_i = \text{diag}(2, 2, 2, 2)$, and P_i equal to the Riccati solution of the unconstrained LQR problem without the aggregative term. Additionally, $\beta = 1.5$, $\gamma_{\text{cbf}} = 0.1$, and safety radii $r_1 = 0.5$ m and $r_2 = 0.25$ m.

Figure 4 compares the controller across all platform levels. Circles mark the trajectory endpoints, with the opposite ends indicating the UAV starting positions. The similar trajectories suggest that the double-integrator model is a reasonable motion-planning approximation, as low-level PIDs quickly correct tracking errors. The high-fidelity model, however, captures overshoot also observed in hardware, making it useful for parameter tuning. Early termination, needed for real-time deployment since the algorithm reaches the NE only asymptotically, weakens safety guarantees. The stopping criterion requires the maximum of the primal and dual differences between consecutive iterates, e.g., p and $p+1$, to fall below a heuristic threshold. Despite this and the model mismatch, actual collisions were rarely observed. The high-fidelity model shows two agents briefly entering each other’s safety region and overshoot when reaching the target point, later confirmed in hardware but absent in the point-mass model. No collisions occurred, partly due to the generous CBF safety radii. A recorded demonstration is available online⁷.

Figure 5 summarizes the computational performance of the distributed MPC controller across all framework levels. The boxplots show computation times measured around

Step 2 of Algorithm 1 for the point-mass model, high-fidelity Crazyflie simulator, and Crazyflie 2.1 hardware. After removing one extreme outlier using a $10 \times \text{IQR}$ criterion, all platforms exhibit similar distributions with medians well below the 200 ms real-time budget. The hardware results closely match the point-mass model in both median and variability, supporting the use of simplified models for early-stage algorithm testing. The high-fidelity model is consistently slower since each worker simulates its local UAV dynamics. Overall, the results demonstrate real-time feasibility of the distributed MPC scheme across all testing levels.

5. CONCLUSION

This paper presented a prototyping framework for distributed control of multi-robot systems, combining parallel computing with a modular structure that supports an expanding library of simulation models and hardware APIs. Integration with Crazyflie quadrotor hardware demonstrated efficient single-workstation validation of distributed algorithms without complex networking infrastructure or dedicated multi-robot testbeds. The approach has limitations: wireless interference, radio contention, and

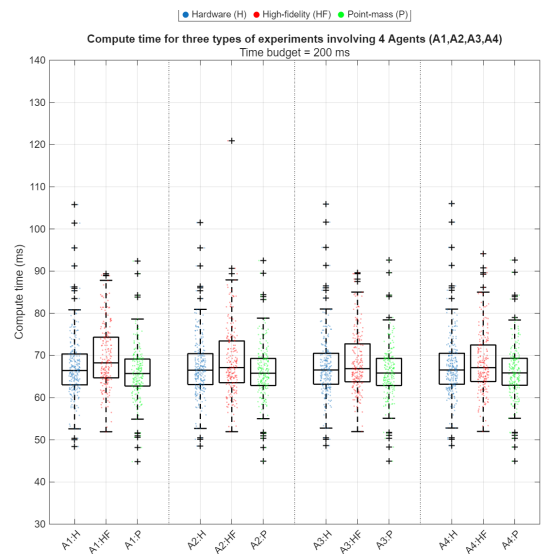


Fig. 5. Computation time distribution for four agents.

⁷ https://youtu.be/xZksNosFYro?si=wq258DJx4m99w_6R

physical timing jitter cannot be fully reproduced in single-host emulation and must be assessed on real hardware. Nevertheless, the framework provides a fast, low-cost, and flexible environment for iterative development, reducing the effort required for performance testing. Future work will expand the model and hardware libraries, enabling broader comparisons across fidelity levels and robotic platforms. The framework may also be used to study communication effects and adversarial disturbances, supporting robustness analysis in multi-robot distributed control.

REFERENCES

- Agrawal, A. and Sreenath, K. (2017). Discrete Control Barrier Functions for Safety-Critical Control of Discrete Systems with Application to Bipedal Robot Navigation. In *Robotics: Science and Systems XIII*. Robotics: Science and Systems Foundation. doi:10.15607/RSS.2017.XIII.073.
- Blumenkamp, J., Shankar, A., Bettini, M., Bird, J., and Prorok, A. (2024). The Cambridge RoboMaster: An Agile Multi-Robot Research Platform. doi:10.48550/arXiv.2405.02198. ArXiv:2405.02198 [cs].
- Carnevale, G., Fabiani, F., Fele, F., Margellos, K., and Notarstefano, G. (2024). Tracking-Based Distributed Equilibrium Seeking for Aggregative Games. *IEEE Transactions on Automatic Control*, 69(9), 6026–6041. doi:10.1109/TAC.2024.3368967. Conference Name: IEEE Transactions on Automatic Control.
- Deng, H., Fu, Q., Quan, Q., Yang, K., and Cai, K.Y. (2020). Indoor Multi-Camera-Based Testbed for 3-D Tracking and Control of UAVs. *IEEE Transactions on Instrumentation and Measurement*, 69(6), 3139–3156. doi:10.1109/TIM.2019.2928615.
- do Nascimento, A.A., Papachristodoulou, A., and Margellos, K. (2023). A Game Theoretic Approach for Safe and Distributed Control of Unmanned Aerial Vehicles. In *2023 62nd IEEE Conference on Decision and Control (CDC)*, 1070–1075. doi:10.1109/CDC49753.2023.10383672. ISSN: 2576-2370.
- Flynn, M. (1966). Very high-speed computing systems. *Proceedings of the IEEE*, 54(12), 1901–1909. doi:10.1109/PROC.1966.5273.
- Foster, I. (1995). *Designing and Building Parallel Programs*. Addison-Wesley Longman Publishing Co., Inc.
- Förster, J. (2015). *System Identification of the Crazyflie 2.0 Nano Quadcopter*. Bachelor Thesis, ETH Zurich. doi:10.3929/ethz-b-000214143.
- Gropp, W., Lusk, E., and Skjellum, A. (2014). *Using MPI: Portable Parallel Programming with the Message-Passing Interface*. MIT Press, Cambridge, UNITED STATES.
- Jamshidpey, A., Wahby, M., Allwright, M., Zhu, W., Dorigo, M., and Heinrich, M.K. (2025). Centralization vs. decentralization in multi-robot sweep coverage with ground robots and uavs. *Artificial Life and Robotics*, 1–22.
- Kim, W. (2017). Crazyflie quadcopter simulation using simmechanics. MATLAB Central File Exchange. URL <https://tinyurl.com/matlab-cf-model>.
- King, E.T.E.T. (2004). *Distributed coordination and control experiments on a multi-UAV testbed*. Thesis, Massachusetts Institute of Technology. Accepted: 2005-09-27T18:55:19Z.
- Mokhtarian, A., Xu, J., Scheffe, P., Kloock, M., Schäfer, S., Bang, H., Le, V.A., Ulhas, S., Betz, J., Wilson, S., et al. (2024). A survey on small-scale testbeds for connected and automated vehicles and robot swarms: A guide for creating a new testbed. *IEEE Robotics & Automation Magazine*.
- Notarstefano, G., Notarnicola, I., Camisa, A., et al. (2019). Distributed optimization for smart cyber-physical networks. *Foundations and Trends® in Systems and Control*, 7(3), 253–383.
- Paull, L., Tani, J., Ahn, H., Alonso-Mora, J., Carlone, L., Cap, M., Chen, Y.F., Choi, C., Dusek, J., Fang, Y., et al. (2017). Duckietown: an open, inexpensive and flexible platform for autonomy education and research. In *2017 IEEE International Conference on Robotics and Automation (ICRA)*, 1497–1504. IEEE.
- Pickel, D., Glotfelter, P., Wang, L., Mote, M., Ames, A., Feron, E., and Egerstedt, M. (2017). The Robotarium: A remotely accessible swarm robotics research testbed. In *2017 IEEE International Conference on Robotics and Automation (ICRA)*, 1699–1706. doi:10.1109/ICRA.2017.7989200.
- Rubenstein, M., Ahler, C., Hoff, N., Cabrera, A., and Nagpal, R. (2014). Kilobot: A low cost robot with scalable operations designed for collective behaviors. *Robotics and Autonomous Systems*, 62(7), 966–975.
- Shakeri, R., Al-Garadi, M.A., Badawy, A., Mohamed, A., Khattab, T., Al-Ali, A.K., Harras, K.A., and Guizani, M. (2019). Design challenges of multi-uav systems in cyber-physical applications: A comprehensive survey and future directions. *IEEE Communications Surveys & Tutorials*, 21(4), 3340–3385.
- Shorinwa, O., Halsted, T., Yu, J., and Schwager, M. (2024). Distributed optimization methods for multi-robot systems: Part 2—a survey. *IEEE Robotics & Automation Magazine*, 31(3), 154–169.
- Stager, A., Bhan, L., Malikopoulos, A., and Zhao, L. (2018). A Scaled Smart City for Experimental Validation of Connected and Automated Vehicles. *IFAC-PapersOnLine*, 51(9), 130–135. doi:10.1016/j.ifacol.2018.07.022.
- Stomberg, G., Ebel, H., Faulwasser, T., and Eberhard, P. (2023). Cooperative distributed mpc via decentralized real-time optimization: Implementation results for robot formations. *Control Engineering Practice*, 138, 105579.
- Stomberg, G., Engelmann, A., Diehl, M., and Faulwasser, T. (2025). Decentralized real-time iterations for distributed nmPC. *IEEE Trans. on Automatic Control*.
- Taffanel, A., Rousselot, B., Danielsson, J., McGuire, K., Richardsson, K., Eliasson, M., Antonsson, T., and Hönig, W. (2021). Lighthouse Positioning System: Dataset, Accuracy, and Precision for UAV Research. doi:10.48550/arXiv.2104.11523. ArXiv:2104.11523 [cs].
- Wilson, S., Glotfelter, P., Wang, L., Mayya, S., Notomista, G., Mote, M., and Egerstedt, M. (2020). The Robotarium: Globally Impactful Opportunities, Challenges, and Lessons Learned in Remote-Access, Distributed Control of Multirobot Systems. *IEEE Control Systems Magazine*, 40(1), 26–44. doi:10.1109/MCS.2019.2949973.
- Yang, T., Yi, X., Wu, J., Yuan, Y., Wu, D., Meng, Z., Hong, Y., Wang, H., Lin, Z., and Johansson, K.H. (2019). A survey of distributed optimization. *Annual Reviews in Control*, 47, 278–305.