

May 15, 2026

# Can a late-time cosmological model based on baby universe absorption explain the $z$ -variation of $w$ ?

*J. Ambjørn*<sup>a,b</sup>, and *Y. Watabiki*<sup>c</sup>

<sup>a</sup> The Niels Bohr Institute, Copenhagen University  
Blegdamsvej 17, DK-2100 Copenhagen Ø, Denmark.  
email: ambjorn@nbi.dk

<sup>b</sup> Institute for Mathematics, Astrophysics and Particle Physics (IMAPP)  
Radboud University Nijmegen, Heyendaalseweg 135, 6525 AJ,  
Nijmegen, The Netherlands

<sup>c</sup> Dept. of Physics, High Energy Theory Group,  
Institute of Science Tokyo  
2-12-1 Oh-okayama, Meguro-ku, Tokyo 152-8551, Japan  
email: watabiki@th.phys.titech.ac.jp

## Abstract

We point out that a simple late-time cosmological model where our Universe can absorb "baby universes" explains the exponential expansion of our universe without the need of a cosmological constant and leads to a  $z$ -dependence of the parameter  $w(z)$  in the equation of state. In this model  $w(z)$  is less than  $-1$  for  $z$  sufficiently large.

arXiv:2605.15045v1 [gr-qc] 14 May 2026

# 1 Introduction

If one assumes that the late time cosmology is well described by the FLRW metric

$$ds^2 = -N^2(t)dt^2 + a^2(t)d\Omega_d, \quad d\Omega_d = \sum_{i=1}^d dx_i^2, \quad (1)$$

the time evolution can be derived from the minisuperspace action

$$S = \int dt \left( -\frac{3}{8} \frac{\dot{v}^2}{Nv} - Nv(\lambda + \kappa\rho(v)) \right). \quad (2)$$

Units used are  $c = \hbar = 1$ , and we use

$$v(t) = \frac{1}{\kappa} a^3(t), \quad \kappa = 8\pi G, \quad G = \text{the gravitational constant}, \quad (3)$$

as variable rather than the scale factor  $a(t)$ .  $v(t)$  is proportional to the  $d$ -dimensional spatial volume at time  $t$  and below we will just call it the spatial volume.  $\rho(v)$  denotes the matter density.

$$\kappa\rho(v) = \kappa\rho_m(v) + \kappa\rho_r(v) = 3H_0^2 \left( \Omega_m \frac{v_0}{v} + \Omega_r \left( \frac{v_0}{v} \right)^{4/3} \right), \quad (4)$$

where  $v_0$  denotes the spatial volume at the present time  $t_0$  and  $H_0$  the Hubble constant, i.e. the Hubble parameter  $H(t) = \dot{a}(t)/a(t) = \dot{v}(t)/3v(t)$  at  $t_0$ . Finally  $\lambda$  denotes the cosmological constant.

If  $p$  denotes the momentum conjugate to  $v$ , the Hamiltonian related to the action  $S$  given by eq. (2) will be

$$\mathcal{H} = Nv \left( -\frac{3}{4} p^2 + \lambda + \kappa\rho(v) \right). \quad (5)$$

The Friedmann equation associated with (5) is

$$\frac{3}{4} p^2 = \lambda + \kappa\rho(v), \quad (6)$$

and when  $t \leq t_{\text{LS}}$ , the time of last scattering, we can ignore  $\lambda$ . Let  $T(t)$  denote the temperature of the CMB at times  $t \geq t_{\text{LS}}$ . Then  $a(t_{\text{LS}})/a(t_0) = T(t_0)/T(t_{\text{LS}})$  and since we know  $T(t_{\text{LS}})$  from atomic physics and can measure  $T(t_0)$  and  $H_0$ , we can write

$$\frac{3}{4} p^2(t_{\text{LS}}) = \left( \frac{\rho_m(v_0)}{(1+z(t_{\text{LS}}))^3} + \frac{\rho_r(v_0)}{(1+z(t_{\text{LS}}))^4} \right), \quad (7)$$

where  $z(t) = a(t_0)/a(t) - 1$  is the redshift at time  $t$ . Thus,  $v(t_{\text{LS}})/v_0$  is known and  $p(t_{\text{LS}})$  is known if  $\rho_m(v_0)$  and  $\rho_r(v_0)$  are known, and finally  $t_{\text{LS}}$  can be found by integrating (6) starting from  $t = 0$ ,  $z(0) = \infty$ , to  $z(t_{\text{LS}})$ . We just mention these textbook facts since we will use them in a model with a modified Friedmann equation.

In [1, 2] we proposed modifications of the standard minispace Hamiltonian (5) that allow our universe to absorb other universes during its time evolution<sup>1</sup>. In the modified models one could freely choose the distribution of spatial volumes of the absorbed universes, and we considered two limits: one where the spatial volume of an absorbed universe was infinitesimal, and one where there is a certain self-consistency between our universe and the universes absorbed. In this article we will concentrate on the latter model and below we will discuss what “self-consistency” means.

Since [1] was published the new DESI results seem to favor an equation [7] of state

$$P(z) = w(z) \rho(z), \quad (8)$$

where  $\rho(z)$  and  $P(z)$  are the energy density and the pressure of dark energy, and where  $w$  is  $z$ -dependent and  $w < -1$  for  $z$  sufficiently large. Already in [1] we noted that such a behavior is a natural consequence for the kind of model we consider. We here take the opportunity to check to what extent our model can accommodate the latest DESI results.

## 2 The late-time cosmological model

In our model the standard minisuperspace Hamiltonian (5) is replaced by

$$\mathcal{H} = Nv \left( -\frac{3}{4}(p^2 - 2g\tilde{F}(p)) + \lambda + \kappa\rho(v) \right) \quad (9)$$

$$= Nv \left( -f(p) + \kappa\rho(v) \right), \quad f(p) = -\frac{3}{4}(p + \alpha) \sqrt{(p - \alpha)^2 + \frac{2g}{\alpha}} \quad (10)$$

where  $\alpha$  satisfies

$$\alpha^3 - \frac{4}{3}\lambda\alpha - g = 0. \quad (11)$$

A new coupling constant  $g$  is introduced and it is assigned to the process where two universes merge to one universe (see [1] and references therein for a detailed discussion). Eq. (11) is a consistency condition that ensures that in the case where

---

<sup>1</sup>To describe the emission instead of absorption of baby universes, one simply changes the sign of  $g$  to be negative. The mathematics of the two cases are almost identical and in this paper we focus on the case  $g > 0$  and refer to baby universe absorption.

$\rho(v) = 0$ , for given coupling constants  $g, \lambda$ , the Hartle-Hawking wave functions of the universes involved in the mergers are identical. In [1] we denoted the model with this  $f(p)$  the gcdt-model, since the equations (10) and (11) was first derived in a 2d quantum gravity model called generalized causal dynamical triangulations [3]. The function  $\tilde{F}(p)$  has an expansion in inverse power of  $p$  and in the early universe where  $v(t)$  is small and thus  $\rho(v)$  and  $|p|$  are large,  $\tilde{F}(p)$  (and  $\lambda$ ) will not be important.

The equations of motion for the Hamiltonian (10) are

$$\frac{\dot{v}}{v} = -f'(p), \quad \dot{p} = f(p) + \frac{1}{3}\rho_r(v), \quad f(p) = \kappa\rho_m(v) + \kappa\rho_r(v), \quad (12)$$

where the last equation is the ‘‘Friedmann’’ equation that follows from  $\partial\mathcal{H}/\partial N = 0$ . Assuming that the universe expands at large  $t$  it follows that  $p < -\alpha$ , and from the Friedmann equation it is seen that  $p(t) \rightarrow -\alpha$  for large  $t$ . Thus that the expansion is exponential for large  $t$ :

$$v(t) \propto e^{-f'(-\alpha)t}, \quad f'(-\alpha) = -\frac{3}{4}\sqrt{4\alpha^2 + \frac{2g}{\alpha}} = -\sqrt{3\lambda + \frac{27g}{8\alpha}}. \quad (13)$$

For  $g = 0$  we have the usual exponential expansion of the de Sitter universe, and increasing  $g$  will only increase this expansion in accordance with the intuition that our Universe in the model absorbs the spatial volume of other universes. In fact one can even take  $\lambda = 0$  and still have an exponential expanding universe at late time, the expansion only dictated by the absorption of other universes and the rate being given by

$$v(t) \propto e^{\sqrt{\frac{27}{8}}g^{1/3}t}. \quad (14)$$

In the following we will assume  $\lambda = 0$  in our generalized minisuperspace model, such that we have exchanged the coupling constant  $\lambda$  with a new coupling constant  $g$  that controls the strength of the merging of universes.

For the standard  $\Lambda$ CDM model the value of  $\lambda$  is such that it plays (almost) no role for  $t \leq t_{\text{LS}}$ , the time of last scattering, as already mentioned. The same will be the case for  $g$  in our generalized model. The new coupling constant  $g$  will be so small that we can ignore it for  $t \leq t_{\text{LS}}$ , and thus we will have the same time evolution of  $v(t)$  as for the  $\Lambda$ CDM model for  $t \leq t_{\text{LS}}$ . Given  $\kappa\rho_m(v_0)$  and  $\kappa\rho_r(v_0)$  we can solve (12) for  $v(t)/v_0$  and  $p(t)$ , starting out at  $t_{\text{LS}}$  where we know the values, and integrating the equations to  $v(t)/v_0 = 1$  that will then determine our present time  $t_0$ . We thus have two models, the  $\Lambda$ CDM model and our multiverse model, that start out at  $t_{\text{LS}}$  with the same values of  $v(t_{\text{LS}})/v_0$  and  $p(t_{\text{LS}})$ , and thus the same value  $H(t_{\text{LS}})$  of the Hubble parameter, but when integrated to the region  $t \gg t_{\text{LS}}$ , where  $\lambda$  and  $g$ , respectively, are important, will behave differently. In particular the time  $t_0$  will be different in the two models and the Hubble parameter  $H(t)$  will be different, as will the Hubble constant  $H_0 = H(t_0)$ .

In [1, 2] we made a simple analysis of this difference, by just taking the value of  $\rho(v)$  that was available from the best fits to the  $\Lambda$ CDM model. In principle  $\rho(v)$  is determined by physics at times  $t < t_{\text{LS}}$  and is then the same for the  $\Lambda$ CDM model and our model. By insisting that the locally measured  $H_0 \approx 72.6$  km/s/Mpc (see [4]) is the correct value of  $H_0$ , the value  $g$  was fixed. We noticed then that the  $H(z)$  calculated for this value of  $g$  agreed well with the low  $z$  measurements of  $H(z)$ . In addition, for the same value of  $g$ , we could calculate the parameter  $S_8$ , measuring the large-scale structure clustering of matter, to be  $S_8 \approx 0.76$ , also in agreement with local observations.

The best fit to all data, *excluding the local measurement of  $H_0$* , using the  $\Lambda$ CDM model, leads to a value of  $\lambda$  such that  $H_0 \approx 67$  km/s/Mpc and  $S_8 \approx 0.83$ , resulting in the so-called  $H_0$  and  $S_8$  tensions with local measurements. In [1, 2] we formulated it as follows: assuming the local measurements of  $H_0$  are correct our model seems to describe late time cosmology better than the  $\Lambda$ CDM model. In [5] a more careful analysis of the our model was performed, using the same fitting as for the  $\Lambda$ CDM model. The result was that the  $\Lambda$ CDM model fitted the data (again excluding local measurements of  $H_0$ ) somewhat better<sup>2</sup>. However, even if we have not performed the analysis, it is relatively clear from the results [5] that *if* one was fitting with the additional constraint that  $H_0 \approx 72.6$  km/s/Mpc (i.e. assuming that the local measurements give the correct value of  $H_0$ ), our model would be doing as well as the  $\Lambda$ CDM model. With this situation in mind, we now turn to the equation of state parameter  $w(z)$ .

### 3 A $z$ -dependent $w$

Using (12) we can write the generalized Friedmann equation  $f(p) = \kappa\rho(v)$  as follows

$$\left(\frac{\dot{a}(t)}{a(t)}\right)^2 = \frac{\kappa\rho(v)}{3} + \frac{\kappa\rho_f(v)}{3}, \quad \kappa\rho_f(p) = \frac{1}{3}(f'(p))^2 - f(p), \quad (15)$$

where we can view  $\rho_f(p)$  as the energy density associated to the merging of other universes with our Universe. If we define the corresponding pressure  $P_f$  by the energy conservation equation

$$\frac{d}{dt}(v\rho_f) + P_f \frac{d}{dt}v = 0, \quad (16)$$

---

<sup>2</sup> In [5] one found  $\chi^2 = 4780.4$  for the  $\Lambda$ CDM model and  $\chi^2 = 4783.5$  for the multiverse model, i.e. a  $\Delta\chi^2 = 3.1$ . This implies (according to standard AIC) that the probability that the multiverse model should be preferred rather than the  $\Lambda$ CDM model, based on the present data, is  $e^{-\Delta\chi^2/2} = 0.21$ .

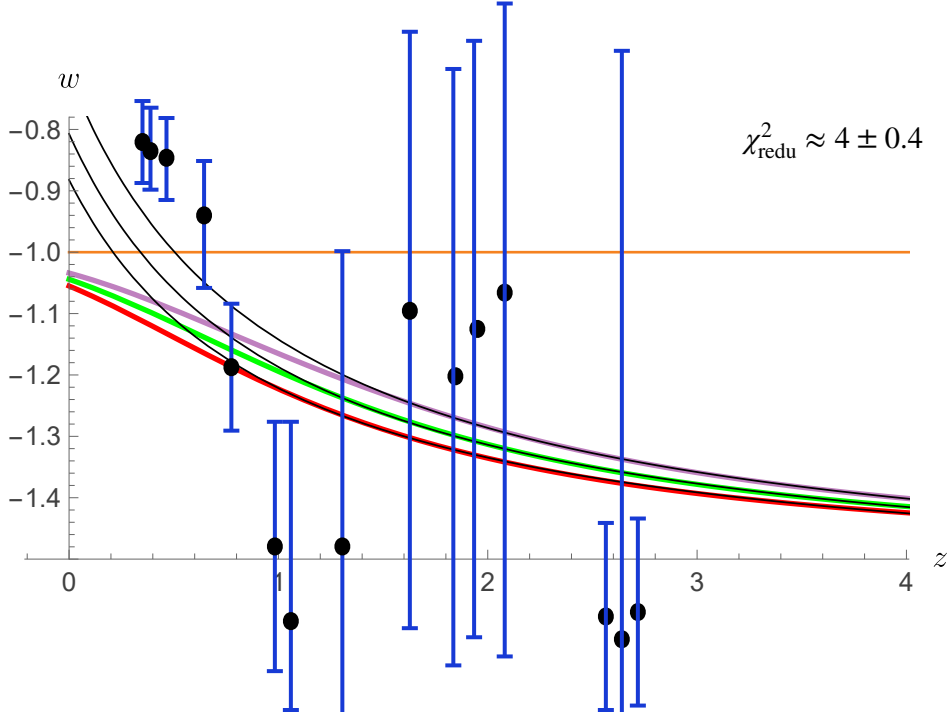


Figure 1: The data points and error bars are imported from [7], Fig. 7. The red curve is  $w_f(z)$  for  $H_0 = 72.6$ . The reduced  $\chi^2$  value comparing the curve with data results in a  $\chi^2_{\text{redu}} \approx 4 \pm 0.4$ . A corresponding  $w(z)$  (black curve) given by (18) with  $(w_0, w_a) = (-0.866, -0.695)$  is a best fit to  $w_f(z)$  for  $z > 0.8$ . The green curve is  $w_f(z)$  with the first order correction in  $G_s$  included in  $f$  (eq. (26)),  $G_s = -4$ , and the corresponding  $w(z)$  (black curve) is given by (18) with  $(w_0, w_a) = (-0.789, -0.778)$ . The purple curve is  $w_f(z)$  for  $G_s = -8$ , calculated using a Padé[2/1] approximant as described in the Appendix. The corresponding  $w(z)$  (black curve) has  $(w_0, w_a) = (-0.690, -0.884)$ .

we obtain the *formal equation of state parameter*  $w_f$ :

$$w_f = \frac{P_f}{\rho_f} = \frac{f(p) \left( \frac{2}{3} f''(p) - 1 \right)}{\frac{1}{3} (f'(p))^2 - f(p)} - 1. \quad (17)$$

When  $t \gg t_{\text{LS}}$  we can ignore  $\rho_r(v(t))$  and the only contribution to  $w$  comes from  $\rho_f$ . As a function of  $t$  or  $z(t)$ ,  $w_f(z)$  interpolates between  $w_f = -1.5$  at  $z \rightarrow \infty$ , i.e.  $t \rightarrow 0$ , and  $w_f = -1$  for  $z \rightarrow -1$ , i.e.  $t \rightarrow \infty$  (where the universe expands exponentially). We now want to compare this behavior with the  $w(z)$  extracted from the DESI data [6], [7].

The DESI DR2 data and analysis [7] indicate that a  $z$ -dependent  $w(z)$  in the equation of state (8) leads to a better fit to the late time data than the  $w = -1$

predicted by the  $\Lambda$ CDM model. In addition a number of the parameterizations of  $w(z)$  suggest that  $w(z) < -1$  for  $z > 0.5$ . Values of  $w(z) < -1$  have been difficult to explain in physical motivated extensions of the  $\Lambda$ CDM model (see [8, 9] for recent discussions), and most of the parameterizations of  $w(z)$  used in fits are chosen for their simplicity and are not related to any physics. Here we will just concentrate on the commonly used  $w_0, w_a$  parameterization

$$w(z) = w_0 + \frac{z}{z+1}w_a. \quad (18)$$

Fig. 1 shows  $w_f(z)$  (the red curve), calculated using the value  $H_0 = 72.6$ . In addition a best fit of the form (18) to this  $w_f(z)$  is shown. The fit is performed for  $z \in [0.8, 4]$ . It is clear that the functional form (18) cannot fit  $w_f(z)$  both for small values of  $z \in [0, 0.8]$  and for  $z \in [0.8, 4]$ . The fit corresponds to the values  $(w_0, w_a) = (-0.87, -0.70)$ .

The best values of  $w_0, w_a$  extracted from the data, i.e. DESI data and other data set depend on the combination of data set. As an example of best values, the combination DESI DR1, CMB and pantheon+ data leads to [6]

$$w_0 = -0.83 \pm 0.06, \quad w_a = -0.75 \pm 0.26, \quad (19)$$

compatible with the values used in Fig. 1. However, clearly the data used in Fig. 1, which uses the Union3 data rather than pantheon+ data would lead to somewhat different  $(w_0, w_a)$  values.

From Fig. 1 we have calculated the reduced  $\chi^2$  values of our function  $w_f(z)$  compared to the data points and error-bars and we obtain that a rough estimate leads to

$$\chi_{\text{redu}}^2 \approx 4 \pm 0.4. \quad (20)$$

Thus we are far away from a perfect fit. It is clear that it is the small  $z$  data points that do not agree well with  $w_f(z)$ .

## 4 Inclusion of topology changes

Can one improve the agreement between  $w_f(z)$  and the data for small  $z$ ? As already remarked, our model is not unique. One can change the distribution of the spatial volume of the absorbed universes by hand. It is indeed possible to change the function  $\tilde{F}(p)$  in such a way that  $w_f(z) > -1$  for small  $z$  while still being less than  $-1$  for larger  $z$ . In Fig. 2 we have shown the result of using

$$f(p) = \frac{3}{4}(p^2 - 2g\tilde{F}(p)) \quad (21)$$

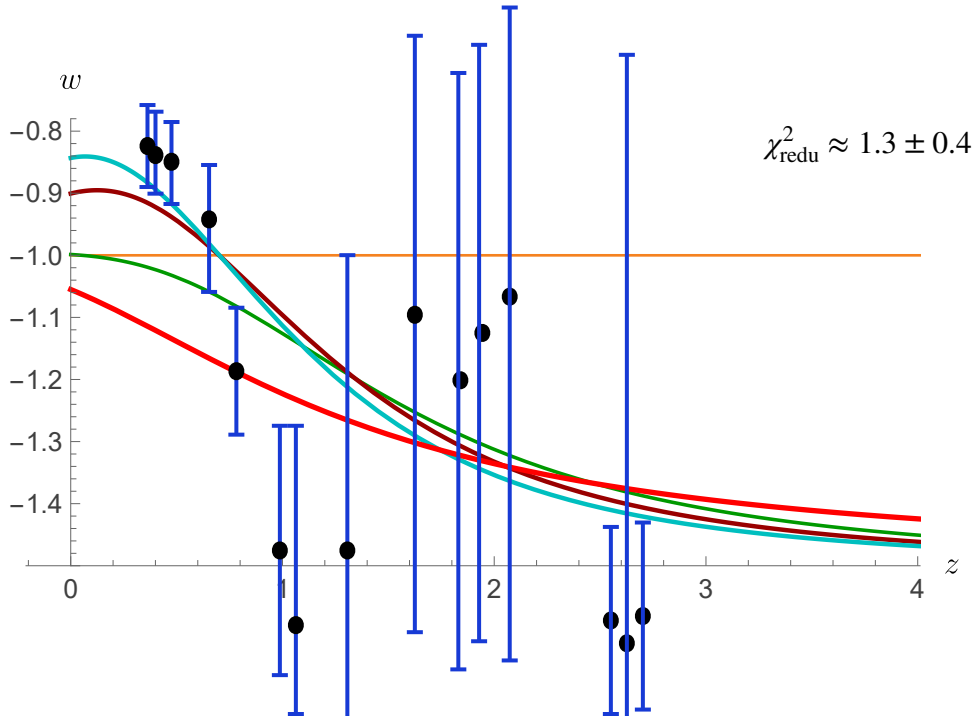


Figure 2: As in Fig. 1 the data points are imported from Fig. 7 in [7]. The curve in red is the  $w_f(z)$  curve for  $f(p)$  given by (10), green curve is  $\tilde{F}_1$  from eq. (22) with  $a_1 = 3$ , the dark red curve  $\tilde{F}_2$  with  $a_2 = 1$  and the cyan curve  $\tilde{F}_3$  with  $a_3 = 0.4$ . The  $\chi^2_{\text{redu}}$  refers to the  $\tilde{F}_3$  curve.

with the following choices of  $\tilde{F}(p)$

$$\tilde{F}_1(p) = \frac{1}{\sqrt{p^2 + a_1 g^{2/3}}}, \quad \tilde{F}_2(p) = \frac{-p}{p^2 + a_2 g^{2/3}}, \quad \tilde{F}_3(p) = \frac{-p^3}{(p^2 + a_3 g^{2/3})^2}. \quad (22)$$

The fits have an additional parameter  $a_i$ . We have not tried to adjust the parameter to a best fit to data, but it is clear from Fig. 2 that both  $a_2$  in  $\tilde{F}_2(p)$  and  $a_3$  in  $\tilde{F}_3(p)$  can be adjust to provide a good fit. For the  $\tilde{F}_3(p)$  used in Fig. 2 we have  $\chi^2_{\text{redu}} \approx 1.3 \pm 0.4$ . However, with this choice of parameters ( $a_2$  and  $a_3$ ) the Hubble parameters  $H_{f_2}(z)$  and  $H_{f_3}(z)$  calculated using functions  $f_2$  and  $f_3$  from (21) and (22) corresponding to  $\tilde{F}_2$  and  $\tilde{F}_3$  do not fit very well with the measured  $H(z)$ , as shown in Fig. 3. It might be that one can find a function  $\tilde{F}$  leading to acceptable fits to both  $H(z)$  and  $w(z)$  data, but we have not tried to do that, the reason being that one would like some physical motivation for a given choice of  $\tilde{F}$ . The choice (10) was motivated by the idea that all universes, including our “own” Universe, have the same Hartle-Hawking wave function if  $\rho(v) = 0$ . The choice that the absorbed

universes have a matter content and that the Hartle-Hawking wave functions of such universes should be identical to the Hartle-Hawking wave function of our Universe, including matter, is maybe even more “natural”. Unfortunately, we do not know how to calculate the Hartle-Hawking wave function when matter is included, even in a minisuperspace approximation.

However, it seems natural to try to include more complicated changes of spacetime topologies in the model. Until now we have considered only the process that two universes can merge to one universe. One could include processes where the individual universes are allowed to change spacetime topologies, and one can calculate the simplest topology change corrections to the function  $f(p)$  given by (10) (see [11, 12]). This introduces a new coupling constant  $G_s$  (a “string” coupling constant)

$$f(p) = -\frac{3s^2}{4} \left( (\hat{p} + 1) \sqrt{(\hat{p} - 1)^2 + 2} + 2s \tilde{F}(\hat{p}, G_s) \right), \quad (23)$$

$$s\tilde{F}(\hat{p}, G_s) = \sum_{h=1}^{\infty} G_s^h s\tilde{F}^{(h)}(\hat{p}), \quad s = g^{1/3}, \quad \hat{p} = p/s. \quad (24)$$

Here  $h$  denotes the “genus” of the spacetime<sup>3</sup>, and  $G_s$  the coupling constant associated with the change of spacetime topology from  $h$  to  $h + 1$ . The functions  $\tilde{F}^{(h)}(\hat{p})$ ,  $h \geq 1$ , fall off like  $1/\hat{p}^2$  for large  $|\hat{p}|$  and they are then not important for large values of  $z$ , but they could potentially change the behavior for small values of  $z$  and this is what we want. We have calculated  $\tilde{F}^{(1)}$ ,  $\tilde{F}^{(2)}$  and  $\tilde{F}^{(3)}$  (see Appendix). The expansion (24) is only an asymptotic expansion, and since we are interested in the series in the region where  $|\hat{p}|$  is not much larger than 1 (small  $z$ ), only the first two orders can be trusted unless we take  $G_s$  small. In Fig. 3 we show the results of calculating  $H(z)$  to various orders of  $G_s$  for  $G_s = -4$  and  $G_s = 1$ . Rather surprisingly, even for  $G_s$  as large as  $-4$ , the first and second order corrections to  $H(z)$  are quite small, but one sees a clear change when one includes the third order corrections. Thus, for this value of  $G_s$ , we can only trust the expansion (24) to second order. However, one can include the third order correction by using instead the Padé[2/1] approximant. That seems to give good results even for larger values of  $|G_s|$  (see the Appendix). For  $G_s = 1$  one can actually calculate  $\tilde{F}(\hat{p}, G_s)$  to all orders in  $G_s$  [13] (it is the Laplace transform of the Airy function). One can then check that the Padé[2/1] approximant, using up to 3rd order in  $G_s$  works very well for this value of  $G_s$  and one can observe that for this value of  $G_s$  the function  $H(z)$  is not changed much compared to  $H(z)$  calculated for  $G_s = 0$  (that gives a good fit to the  $H(z)$  data [1, 2]).

---

<sup>3</sup>The notion of “genus” relates to the original calculation in two-dimensional spacetime. In that case it was literally an expansion in the number of handles,  $h$ , of the two-dimensional manifold.

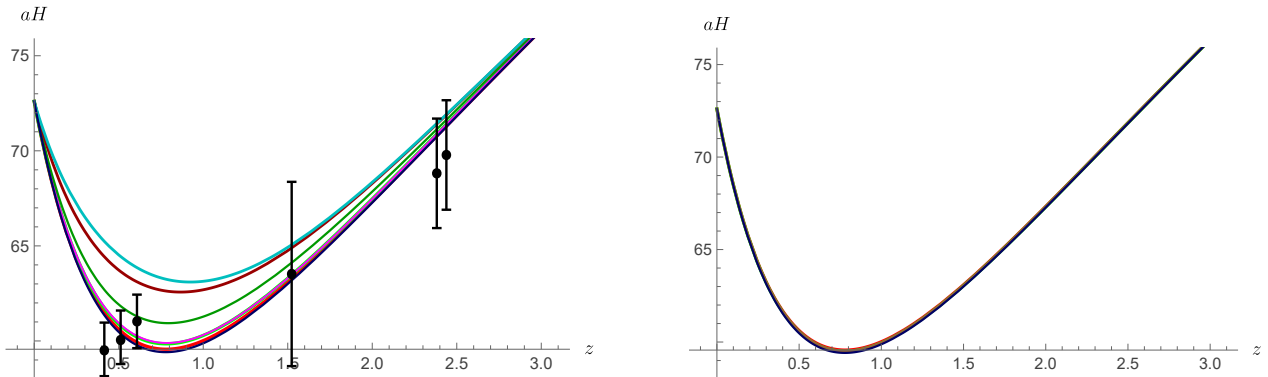


Figure 3: The left panel shows  $H(z)/(1+z)$  calculated for  $f(p)$  given by (21) and (22) (the three upper curves (dark green, dark red and cyan), using  $\tilde{F}_1$ ,  $\tilde{F}_2$  and  $\tilde{F}_3$  with  $a_1 = 3$ ,  $a_2 = 1$  and  $a_3 = 0.4$ ), as well as  $H(z)/(1+z)$  calculated for  $f(p)$  given by (23)-(24) with  $G_s = -4$  and to 0th, 1st and 2nd orders in  $G_s$ , (red, green and magenta) Also, in blue, is shown  $H(z)/(1+z)$  calculated to all orders in  $G_s$  for  $G_s = 1$ . The  $H(z)$  data the same as used in [1]. On the right panel we show  $H(z)/(1+z)$  again calculated for  $f(p)$  given by (23)-(24), but with  $G_s = 1$ . Same color labelling as for the lower 4 graphs on the left panel and in addition in brown is the calculation to 3rd order in  $G_s$ .

While  $H(z)$  only involves the first derivative of  $\tilde{F}(\hat{p}, G_s)$  wrt  $\hat{p}$ ,  $w_f(z)$  involves the second derivative, and the change as a function of  $G_s$  could be larger. However, it is not the case. The result is shown in Fig. 1 for  $G_s = -4$  using the 1st order correction and for  $G_s = -8$  using the Padé[2/1] approximant. As shown in Fig. 4 in the Appendix one can obtain a positive  $w_f(z)$  for small  $z$  by taking  $G_s$  very large and negative, but such a large value is not “natural”. In addition, while such values of  $G_s$  might give a better fit to the  $w(z)$  data, the corresponding  $H(z)$  will not give a good fit to the  $H(z)$  data, i.e. we have the same situation as with the functions  $\tilde{F}_2$  and  $\tilde{F}_3$  above.

## 5 Extending the baby universe model

Until now we have considered a model where the  $\Lambda$ CDM model’s cosmological constant  $\lambda$  is replaced by the coupling constant  $g$  describing the merging of spatial universes. However, it is of course possible to enlarge the model. The simplest extension of the model is to leave both  $\lambda$  and  $g$  in the expression (10) for  $f(p)$ . This has been analyzed in [5], studying various combinations of  $\lambda$  and  $g$  greater than or smaller than zero. In this case it is indeed possible to find values of  $\lambda$  and  $g$ , such that the  $\chi^2$  value from comparing the model with data is less than the corresponding  $\chi^2$  for the best fit of the  $\Lambda$ CDM model. This is not surprising since already

the “pure” model with  $\lambda = 0$  was doing quite well (see footnote 2). However, these extended models do not really do better than the  $\lambda = 0$  model when comparing the calculated  $w_f(z)$  and the  $w(z)$  determined from data, and they come at the price of having two coupling constants instead of one.

Another extension of the model is to combine it with quintessence and consider adding a scalar field  $\phi$  coupled minimally to gravity (see [14] for a review). These models in general lead to a  $w(z)$  that varies with  $z$ , but it is difficult to obtain a  $w(z) < -1$ . Thus a combination of our model and quintessence might result in a  $w(z) > -1$  for small  $z$  and  $w(z) < -1$  for larger  $z$ . It is possible that one can find such an extended model that can fit all data, but the drawback is again that it involves a number of new parameters.

## 6 Discussion

Our late-time cosmological model has replaced the cosmological constant  $\lambda$  in the  $\Lambda$ CDM model with a new coupling constant  $g$ , and the value of  $g$  is then determined by insisting that the calculated value of the Hubble parameter  $H(t)$  at the present time  $t_0$  agrees with the locally measured value  $H_0 = 72.6$ . This allows us to *calculate*  $w_f(z)$  and it has some qualitative similarity with the  $w(z)$  one has extracted from the data: a  $w(z)$  decreasing with increasing  $z$  and being less than  $-1$  for sufficient large  $z$ . For  $z < 0.5$  the agreement with data is not good and a simple  $\chi^2$ -fit to the data leads to  $\chi_{\text{red}} \approx 4 \pm 0.4$ . The agreement for small  $z$  could be improved a little by including spacetime topology changing corrections, but comes at the expense of the introduction of a new coupling constant. Good agreement for small  $z$  could be obtained by changing the function  $\tilde{F}$  as in (21)-(22). Unfortunately we lack presently physical motivation for making such a change.

However, let us stress simplicity of the original model. It has just one coupling constant  $g$  related to late time cosmology, and it is fixed just fitting to local model-independent measurements of  $H_0$  and  $T_0$  (the present CMB temperature). For this value of  $g$  there is good agreement with most low  $z$  measurements<sup>4</sup> and it leads to an equation of state parameter  $w_f(z)$  with a  $z$  dependence sharing qualitative features with the  $w(z)$  extracted from data. It explains the late time exponential expansion of the universe without the need a cosmological constant, and recent work suggests that it might be possible to explain the smallness of the coupling constant  $g$  from an underlying microscoping theory [15]. It thus seems worth to try to develop this theory further, in particular to try to understand the merging of universes in the

---

<sup>4</sup>Of course the standard  $\Lambda$ CDM model also has only one parameter, the cosmological constant  $\lambda$ , related to late time cosmology. However, fixing it simply from the local measurements of  $T_0$  and  $H_0$  does not lead to good agreement with other local measurements.

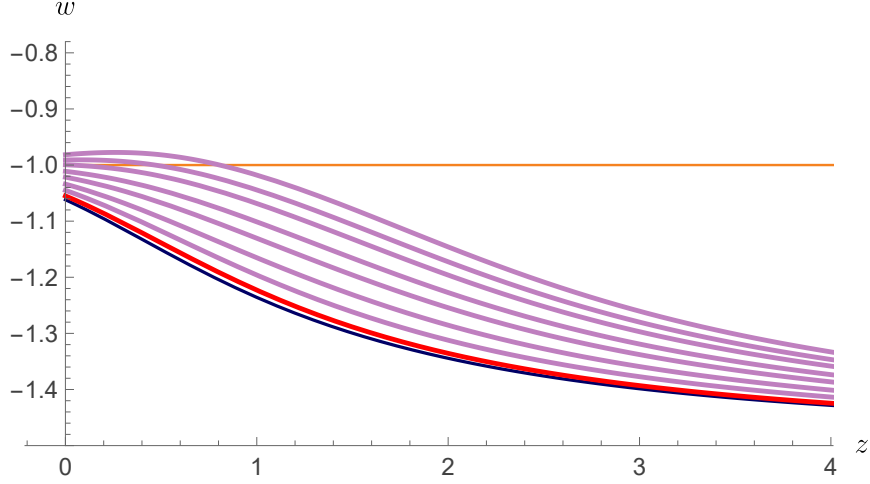


Figure 4: The calculated  $w_f$  for  $G_s = 1, 0, -4, -8, -12, -15, -18, -20, -22$  using the Padé[2/1] approximant, the red curve being the  $G_s = 0$  curve. For  $G_s$  large negative  $w_f(z)$  becomes larger than  $-1$  for small values of  $z$ .

context of ordinary GR.

## Appendix

The functions  $\tilde{F}^{(h)}(\hat{p})$  can be found by iteratively solving the Swinger-Dyson equations defining GCDT [11], but a better way is to use the results of topological recursion as described in [16]. At zeroth order we have ( $\hat{p} \leq -1$ ):

$$s\tilde{F}^{(0)}(\hat{p}) := \frac{1}{2}(\hat{p} + 1)\sqrt{\hat{p}^2 - 2\hat{p} + 3} + \frac{1}{2}\hat{p}^2 = -\frac{1}{\hat{p}} - \frac{3}{4}\frac{1}{\hat{p}^2} + \dots, \quad (25)$$

the “genus 0” GCDT amplitude we have already used. The function  $s\tilde{F}^{(1)}(\hat{p})$  can also be found in [11]:

$$s\tilde{F}^{(1)}(\hat{p}) = \frac{(-\hat{p} + 3)(\hat{p}^2 - 2\hat{p} + 9)}{72(\hat{p}^2 - 2\hat{p} + 3)^{5/2}}, \quad (26)$$

when adjusted for sign changes and normalization, compared to [11]

The iteration of the Swinger-Dyson equations to next order leads to

$$s\tilde{F}^{(2)}(\hat{p}) = \frac{\begin{pmatrix} -17\hat{p}^9 + 187\hat{p}^8 - 1122\hat{p}^7 + 4522\hat{p}^6 - 13319\hat{p}^5 + \\ 29073\hat{p}^4 - 45252\hat{p}^3 + 41040\hat{p}^2 + 2430\hat{p} - 23814 \end{pmatrix}}{15552(\hat{p}^2 - 2\hat{p} + 3)^{11/2}}. \quad (27)$$

The expression for  $\tilde{F}^{(3)}(\hat{p})$  is quite long and is as follows

$$s\tilde{F}^{(3)}(\hat{p}) = \frac{\begin{pmatrix} 1684\hat{p}^{15} - 28628\hat{p}^{14} + 257652\hat{p}^{13} - 1577908\hat{p}^{12} + 7282601\hat{p}^{11} \\ -26698041\hat{p}^{10} + 80254609\hat{p}^9 - 201831221\hat{p}^8 + 430169949\hat{p}^7 \\ -782096733\hat{p}^6 + 1210818861\hat{p}^5 - 1568258253\hat{p}^4 \\ +1612434762\hat{p}^3 - 1150859178\hat{p}^2 + 424098666\hat{p} - 31847094 \end{pmatrix}}{1679616(\hat{p}^2 - 2\hat{p} + 3)^{17/2}}. \quad (28)$$

The expansion  $s\tilde{F}(\hat{p}, G_s)$  in powers of  $\hat{p}^{-n}$  and  $G_s^h$  is

$$\begin{aligned} s\tilde{F}(\hat{p}, G_s) &= \sum_{h=0}^{\infty} G_s^h s\tilde{F}^{(h)}(\hat{p}) \\ &= s\tilde{F}^{(0)}(\hat{p}) + G_s s\tilde{F}^{(1)}(\hat{p}) + G_s^2 s\tilde{F}^{(2)}(\hat{p}) + G_s^3 s\tilde{F}^{(3)}(\hat{p}) + \dots \\ &= -\frac{1}{\hat{p}} - \frac{3}{4\hat{p}^2} + \frac{1}{\hat{p}^4} + \frac{3}{2\hat{p}^5} + \frac{9}{16\hat{p}^6} - \frac{2}{\hat{p}^7} + \mathcal{O}\left(\frac{1}{\hat{p}^8}\right) \\ &\quad - G_s \left( -\frac{1}{72\hat{p}^2} + \frac{1}{36\hat{p}^5} + \frac{25}{48\hat{p}^6} + \frac{2}{\hat{p}^7} + \mathcal{O}\left(\frac{1}{\hat{p}^8}\right) \right) \\ &\quad - G_s^2 \left( -\frac{17}{15552\hat{p}^2} + \frac{17}{7776\hat{p}^5} + \frac{53}{3456\hat{p}^6} + \mathcal{O}\left(\frac{1}{\hat{p}^8}\right) \right) \\ &\quad - G_s^3 \left( \frac{421}{419904\hat{p}^2} - \frac{421}{209952\hat{p}^5} - \frac{1075}{559872\hat{p}^6} + \mathcal{O}\left(\frac{1}{\hat{p}^8}\right) \right) + \dots \end{aligned} \quad (29)$$

or, as an expansion in  $\hat{p}^{-n}$ :

$$\begin{aligned} s\tilde{F}(\hat{p}, G_s) &= -\frac{1}{\hat{p}} - \left( \frac{3}{4} - \frac{G_s}{72} - \frac{17G_s^2}{15552} + \frac{421G_s^3}{419904} + \mathcal{O}(G_s^4) \right) \frac{1}{\hat{p}^2} + \frac{1}{\hat{p}^4} \\ &\quad - \left( -\frac{3}{2} + \frac{G_s}{36} + \frac{17G_s^2}{7776} - \frac{421G_s^3}{209952} + \mathcal{O}(G_s^4) \right) \frac{1}{\hat{p}^5} \\ &\quad + \left( \frac{9}{16} - \frac{25G_s}{48} - \frac{53G_s^2}{3456} + \frac{1075G_s^3}{559872} + \mathcal{O}(G_s^4) \right) \frac{1}{\hat{p}^6} \\ &\quad - (2 + 2G_s + \mathcal{O}(G_s^4)) \frac{1}{\hat{p}^7} + \mathcal{O}\left(\frac{1}{\hat{p}^8}\right). \end{aligned} \quad (30)$$

From these expansions one might think that  $|G_s| < 1$  is needed in order to trust the expansion to third order in  $G_s$ . However, we find that for  $|G_s| \leq 2$  there is little change in  $H(z)$ ,  $\Omega_m(z)$  and  $w_f(z)$  when the higher topology corrects are included.

It is worth to note that in the case where  $G_s = 1$  and one can perform the summation to all orders in  $G_s$ , one finds that there is no higher order corrections to the  $\hat{p}^{-4}$  term in agreement with the expansion (29) to 3rd order on  $G_s$ . Also, in the

exact summation when  $G_s = 1$  one finds that the coefficient to the term  $\hat{p}^{-7}$  is 4. This is in agreement with the expansion (29)-(30) provided all corrections of order four and higher to the  $\hat{p}^{-7}$ -term is zero.

For  $G_s = -4$  the 3rd order correction seems unreliable, as mentioned in the main text, but using the Padé[2/1] approximant one can seemingly use much larger  $|G_s|$ . In Fig. 4 we have shown calculation of  $w_f(z)$  for some range of  $G_s$  using the Padé approximant.

## Acknowledgment

This research was supported in part by Perimeter Institute for Theoretical Physics. Research at Perimeter Institute is supported by the Government of Canada through the Department of Innovation, Science and Economic Development and by the Province of Ontario through the Ministry of Colleges and Universities. J.A. thanks the Perimeter Institute for hospitality while this work was completed. The work was also supported by JSPS KAKENHI Grant Numbers JP25K07278.

## References

- [1] J. Ambjorn and Y. Watabiki, JCAP **12** (2023), 011 doi:10.1088/1475-7516/2023/12/011 [arXiv:2308.10924 [gr-qc]].
- [2] J. Ambjorn and Y. Watabiki, “The large scale structure of the Universe from a modified Friedmann equation,” Mod.Phys.Lett. A, **38** (2023) 12n13, 2350068, [arXiv:2208.02607 [gr-qc]].
- [3] J. Ambjorn, R. Loll, W. Westra and S. Zohren, “Putting a cap on causality violations in CDT,” JHEP **12** (2007), 017 doi:10.1088/1126-6708/2007/12/017 [arXiv:0709.2784 [gr-qc]].
- [4] A. G. Riess, D. Scolnic, G. S. Anand, L. Breuval, S. Casertano, L. M. Macri, S. Li, W. Yuan, C. D. Huang and S. Jha, *et al.* “JWST Validates HST Distance Measurements: Selection of Supernova Sub-sample Explains Differences in JWST Estimates of Local  $H_0$ ,” Astrophys. J. **977** (2024) no.1, 120 doi:10.3847/1538-4357/ad8c21 [arXiv:2408.11770 [astro-ph.CO]].
- [5] V. Muralidharan and J. M. Cline, “Can baby universe absorption explain dark energy?,” Phys. Rev. D **111** (2025) no.2, 2 doi:10.1103/PhysRevD.111.023516 [arXiv:2408.13306 [astro-ph.CO]].

- [6] A. G. Adame *et al.* [DESI],  
JCAP **02** (2025), 021 doi:10.1088/1475-7516/2025/02/021 [arXiv:2404.03002 [astro-ph.CO]].
- [7] K. Lodha *et al.* [DESI],  
“Extended dark energy analysis using DESI DR2 BAO measurements,” Phys. Rev. D **112** (2025) no.8, 083511 doi:10.1103/w4c6-1r5j [arXiv:2503.14743 [astro-ph.CO]].
- [8] J. M. Cline and V. Muralidharan, “Simple quintessence models in light of DESI-BAO observations,” Phys. Rev. D **112** (2025) no.6, 063539 doi:10.1103/8z2m-nbv6 [arXiv:2506.13047 [astro-ph.CO]].
- [9] R. Chen, J. M. Cline, V. Muralidharan and B. Salewicz, “Quintessential dark energy crossing the phantom divide,” JCAP **03** (2026), 044 doi:10.1088/1475-7516/2026/03/044 [arXiv:2508.19101 [astro-ph.CO]].
- [10] D. Brout, D. Scolnic, B. Popovic, A. G. Riess, J. Zuntz, R. Kessler, A. Carr, T. M. Davis, S. Hinton and D. Jones, *et al.*  
“The Pantheon+ Analysis: Cosmological Constraints,” Astrophys. J. **938** (2022) no.2, 110 doi:10.3847/1538-4357/ac8e04 [arXiv:2202.04077 [astro-ph.CO]].
- [11] J. Ambjorn, R. Loll, Y. Watabiki, W. Westra and S. Zohren,  
“A String Field Theory based on Causal Dynamical Triangulations,” JHEP **05** (2008), 032 doi:10.1088/1126-6708/2008/05/032 [arXiv:0802.0719 [hep-th]].
- [12] J. Ambjorn, R. Loll, Y. Watabiki, W. Westra and S. Zohren,  
“A Matrix Model for 2D Quantum Gravity defined by Causal Dynamical Triangulations,” Phys. Lett. B **665** (2008), 252-256 doi:10.1016/j.physletb.2008.06.026 [arXiv:0804.0252 [hep-th]].
- [13] J. Ambjorn, R. Loll, W. Westra and S. Zohren,  
“Summing over all Topologies in CDT String Field Theory,” Phys. Lett. B **678** (2009), 227-232 doi:10.1016/j.physletb.2009.06.031 [arXiv:0905.2108 [hep-th]].
- [14] S. Tsujikawa, “Quintessence: A Review,” Class. Quant. Grav. **30** (2013), 214003 doi:10.1088/0264-9381/30/21/214003 [arXiv:1304.1961 [gr-qc]].
- [15] J. Ambjorn and Y. Watabiki,  
“The emergence of our Universe,” [arXiv:2601.10499 [gr-qc]].
- [16] H. Fuji, M. Manabe and Y. Watabiki, “Multicritical Dynamical Triangulations and Topological Recursion,” [arXiv:2512.10519 [hep-th]].