

Dimension Calculation for Spline Spaces over Rectilinear Partitions via Smoothing Cofactor Method

Bingru Huang* Falai Chen

School of Mathematical Sciences

University of Science and Technology of China

Hefei, 230026, People's Republic of China

Abstract. This paper presents a general framework for calculating the dimension of spline spaces over arbitrary rectilinear partitions using the smoothing cofactor method. The approach extends existing dimension theory for polynomial splines over T-meshes, reducing the problem to the rank computation of conformality matrices associated with TE -connected components. Furthermore, a new class of rectilinear partitions, termed partitions with disjoint truncated l -edges, is introduced. It is proven that under specific conditions, the dimension of the corresponding spline space attains Schumaker's lower bound, demonstrating that this lower bound is attainable for arbitrary degree d and smoothness order μ in certain partition configurations. Numerical examples, including the Morgan–Scott and Yuan–Stillman partitions, validate the effectiveness and generality of the framework for both triangular and non-triangular rectilinear partitions.

1 Introduction

Splines, as piecewise smooth polynomials, are fundamental in approximation theory [1, 2, 3], numerical analysis [4, 5], geometric modeling [6, 7, 8], computer graphics [9], and isogeometric analysis [10, 11, 12]. Important research problems for a space spline include determining the dimension of the spline space and constructing its basis functions. In most practical settings, these spline spaces are defined over rectilinear partitions, most commonly triangular or rectangular partitions. A particularly fundamental and long-standing challenge in this field is the accurate computation of the dimension of spline spaces over such partitions. Three main approaches have been developed to address this problem:

- The first method constructs linear functionals λ_i , $i \in \mathcal{I}$ for index set \mathcal{I} , such that $\lambda_i(s) = 0$ for all $i \in \mathcal{I}$ and $s \in S_d^\mu(\Delta)$ implies $s \equiv 0$. Schumaker [13] first provided a lower bound for spline spaces over arbitrary triangulations using this approach. For rectilinear partitions, lower bounds were established in [14, 15]. This method is widely applied; a prominent example is the Bézier–Bernstein technique (or B-net method), which uses the Bernstein basis for spline patches to recast smoothness conditions across adjacent cells as a linear system on Bézier ordinates. Related works include [16, 17, 18, 19, 20, 21, 22, 23]. See Section 3 of [24] for details.
- The second method, the smoothing cofactor method, applies Bézout's theorem from algebraic geometry to convert inter-cell continuity into smooth cofactor conformality

*Corresponding author Email: hbr999@ustc.edu.cn

conditions for dimension analysis. Introduced by Wang [25], it has been used extensively for spline spaces over triangular meshes, rectangular meshes, and T-meshes [26, 27, 28, 29, 30, 31, 32, 33, 34, 35, 36, 37].

- The third method, the homological algebraic method, was pioneered by Billera [38], earning the Fulkerson Prize. Subsequent works [39, 40, 41, 42, 43, 44, 45, 46, 47, 48, 49, 50, 51, 52] employ algebraic geometry tools for spline analysis. This method has advanced conjectures on spline dimensions; for instance, Yuan and Stillman [44] recently provided a counterexample to the Schenck–Stiller “ $2r + 1$ ” conjecture, which posits that for degree $\geq 2r + 1$ (with smoothness order r), the dimension equals Schumaker’s lower bound [13].

Despite significant progress through these methods, a key difficulty persists: in many cases, the dimension of a spline space over a rectilinear partition depends not only on topological (combinatorial) information — such as the number of vertices, edges, and cells — but also on the specific geometric configuration of the partition. This geometric dependence can lead to dimensional instability, where the dimension is not constant for all generic partitions sharing the same topology.

A classical illustration of this instability is the Morgan–Scott triangulation Δ_{MS} (see Figure 3, left). Morgan and Scott [53] showed that the dimension of the biquadratic C^1 spline space $S_2^1(\Delta_{\text{MS}})$ depends on the geometric positions of the vertices. Diener [54] extended this result to the spaces $S_{2r}^r(\Delta_{\text{MS}})$ for $r \geq 2$, confirming similar geometric dependence. Consequently, the dimension cannot in general be expressed solely in terms of topological quantities. Further investigations of this instability and related dimension problems appear in [55, 56, 16, 18, 57, 58, 59, 60].

T-meshes, a special subclass of rectilinear partitions that support local refinement [61, 62], typically rely on piecewise tensor-product polynomial spaces [23]. Recent research has clarified the structure of T-meshes [31, 63, 64, 65], identified sources of dimensional instability at highest smoothness levels [31], and constructed bases for arbitrary T-meshes [65]. A key technique in these works applies the smoothing cofactor method to reduce dimension computation to determining the rank of the conformality matrix associated with each T-connected component [34].

This paper generalizes the dimension computation framework for T-meshes to arbitrary rectilinear partitions. Analogous to the T-connected component, we introduce the **TE-connected component** to determine the dimension of the corresponding spline space.

The main contributions of this paper are as follows:

- (1) We extend the smoothing cofactor framework from T-meshes to arbitrary rectilinear partitions by introducing the concept of TE-connected components. This allows us to derive an explicit formula for the dimension of the spline space $S_d^\mu(\Delta)$ in terms of the rank of an explicitly constructible conformality matrix $M(TE(\Delta))$.
- (2) We propose a complete, step-by-step algorithm for constructing the conformality matrix $M(TE(\Delta))$ for general smoothness μ , based on homogeneous polynomial decomposition and decoupled edge cofactors.
- (3) We introduce a new family of rectilinear partitions, called **partitions with disjoint truncated l -edges**. For this family, we prove that under a specific condition, the dimension of the corresponding spline space $S_d^\mu(\Delta)$ exactly attains the lower bound proposed by Schumaker [13] for arbitrary degree d and smoothness order μ .

- (4) We demonstrate the effectiveness and generality of the proposed framework through several examples. First, we validate our framework on two well-known benchmark examples: the Morgan–Scott partition, where the known dimensional instability is recovered, and the Yuan–Stillman partition, which provides a counterexample to the Schenck–Stiller “ $2r + 1$ ” conjecture. Second, we show that our method is not limited to triangular partitions, but can compute the dimension of spline spaces over arbitrary rectilinear partitions (including those with polygonal cells).

The paper is organized as follows. Section 2 reviews the smoothing cofactor method for splines over T-meshes and the global conformality conditions for rectilinear partitions. Section 3 presents the general framework for computing the dimension of spline spaces over arbitrary rectilinear partitions. Section 4 introduces and analyzes a new family of rectilinear partitions with disjoint truncated l -edges. Section 5 demonstrates the effectiveness of the proposed framework through several representative examples. Finally, Section 6 concludes the paper and discusses directions for future work.

2 Preliminaries

In this section, we introduce the framework for computing the dimension of spline spaces over T-meshes using the smoothing cofactor method, with emphasis on the T-connected component. We also review key notions of rectilinear partitions and results on dimension computation over arbitrary rectilinear partitions via the smoothing cofactor method.

2.1 Spline spaces over T-meshes

We first introduce necessary terminology and notation. A T-mesh is a rectangular partition of a rectangular domain that allows T-junctions. Throughout this paper, we consider T-meshes with simply-connected interior faces and no holes. Vertices are the grid points of the mesh; among them, T-junctions are interior vertices of valence 3. An edge is a line segment connecting two adjacent vertices along a horizontal or vertical grid line. Edges are classified as boundary edges or interior edges according to their location.

A large edge (denoted l -edge) is a maximal straight segment composed of one or more collinear edges, with endpoints being either T-junctions or boundary vertices. An interior l -edge is further categorized as follows:

- A cross-cut if both endpoints lie on the domain boundary.
- A T l -edge if both endpoints are T-junctions.
- A ray otherwise (one endpoint is a T-junction and the other lies on the boundary).

The set of all T l -edges in a T-mesh \mathcal{T} forms the **T-connected component** denoted as $T(\mathcal{T})$, which is central to the dimension formula derived by the smoothing cofactor method.

We next define the spline space on a T-mesh. Let \mathcal{F} denote the set of all rectangular faces. The spline space is given by

$$S_{d_1, d_2}^{\mu_1, \mu_2}(\mathcal{T}) = \{s(x, y) \in C^{\mu_1, \mu_2}(\Phi) : s|_{\phi} \in \mathbb{P}_{d_1} \otimes \mathbb{P}_{d_2}, \forall \phi \in \mathcal{F}\},$$

where $\mathbb{P}_{d_1} \otimes \mathbb{P}_{d_2}$ is the tensor-product polynomial space of bidegree (d_1, d_2) , and $C^{\mu_1, \mu_2}(\Phi)$ consists of bivariate functions that are μ_1 -times continuously differentiable in the x -direction and μ_2 -times in the y -direction over the domain Φ occupied by \mathcal{F} . This subsection focuses

on the uniform highest-smoothness case: $d_1 = d_2 = d$ and $\mu_1 = \mu_2 = d - 1$. The spline space is simply denoted as $S_d(\mathcal{T})$ in this case.

The smoothing cofactor method, introduced in [25] and extended to T-meshes in [31, 32, 33, 34, 35, 36, 63, 64, 66], converts $C^{d-1, d-1}$ continuity constraints across interior edges into linear relations among vertex cofactors on each T l -edge ([31]). Consider a horizontal T l -edge with vertices at x -coordinates $x_1 < x_2 < \dots < x_r$. The associated **vertex cofactors** $\delta_1, \delta_2, \dots, \delta_r \in \mathbb{R}$ (see Figure 1) satisfy the conformality conditions [31, 32, 33, 66].

$$\sum_{i=1}^r \delta_i (x - x_i)^d = 0 \quad (2.1)$$

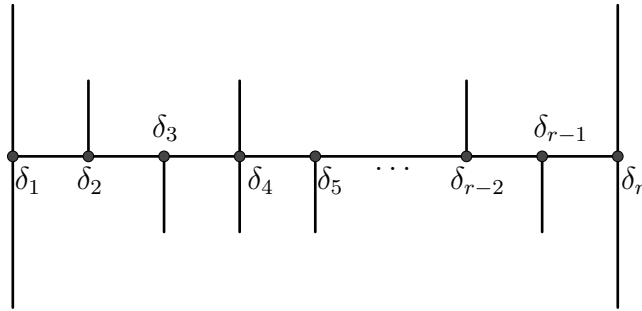


Figure 1: Vertex cofactors along a horizontal T l -edge

This equation is equivalent to a linear system (denoted by $\mathcal{P} = 0$):

$$\begin{pmatrix} 1 & 1 & \cdots & \cdots & 1 \\ x_1 & x_2 & \cdots & \cdots & x_r \\ x_1^2 & x_2^2 & \cdots & \cdots & x_r^2 \\ \cdots & \cdots & \cdots & \cdots & \cdots \\ x_1^{d-1} & x_2^{d-1} & \cdots & \cdots & x_r^{d-1} \\ x_1^d & x_2^d & \cdots & \cdots & x_r^d \end{pmatrix} \begin{pmatrix} \delta_1 \\ \delta_2 \\ \delta_3 \\ \vdots \\ \delta_{r-1} \\ \delta_r \end{pmatrix} = \begin{pmatrix} 0 \\ 0 \\ 0 \\ \vdots \\ 0 \\ 0 \end{pmatrix}. \quad (2.2)$$

The linear systems arising from all T l -edges in \mathcal{T} constitute the **conformality conditions** for $S_d(\mathcal{T})$. The conformality vector space of the T-connected component is defined as follows [31, 34].

Definition 2.1 ([31]) *Let $T(\mathcal{T})$ be the T-connected component of \mathcal{T} , with edges l_1, \dots, l_t and vertex cofactors $\delta_1, \dots, \delta_v$. The conformality vector space (CVS) is*

$$\text{CVS}[T(\mathcal{T})] := \{ \boldsymbol{\delta} = (\delta_1, \dots, \delta_v) : \mathcal{P}_i = 0, 1 \leq i \leq t \}.$$

where $\mathcal{P}_i = 0$ denotes the conformality condition across the T l -edge l_i , analogous to equation (2.2).

The coefficient matrix of this homogeneous system is the **conformality matrix** $M(T(\mathcal{T}))$.

The dimension formula is then given by the following formula [34].

Theorem 2.1 ([31, 34]) *For a T-mesh \mathcal{T} ,*

$$\dim S_d(\mathcal{T}) = (d + 1)^2 + c(d + 1) + n_v - \text{rank}(M(T(\mathcal{T}))),$$

where c is the number of cross-cuts and n_v is the number of interior vertices.

Thus, the study of $\dim S_d(\mathcal{T})$ comes down to the study of $\text{rank}(M(L(\mathcal{T})))$ (see Figure 2). Theorem 2.1 provides a complete computational framework consisting of the following steps:

- Classify interior l -edges into cross-cuts, rays, and T l -edges.
- Convert continuity constraints across each T l -edge into linear relations among vertex cofactors.
- Assemble local conformality conditions into the global system using the T-connected component $T(\mathcal{T})$.
- Compute the spline space dimension as $\dim S_d(\mathcal{T}) = (d + 1)^2 + c(d + 1) + n_v - \text{rank}(M(T(\mathcal{T})))$.

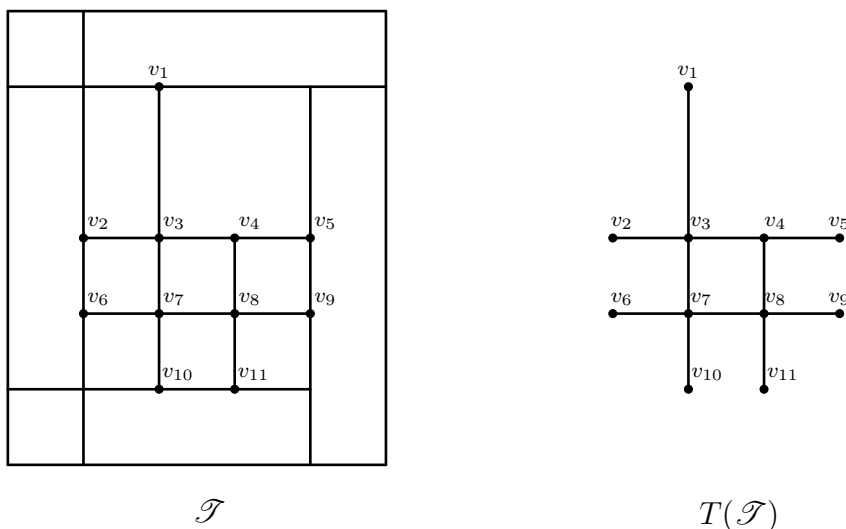


Figure 2: T-mesh and its T-connected component

2.2 Global conformality conditions for spline spaces over rectilinear partitions

The smoothing cofactor method was originally developed to compute the dimension of spline spaces over arbitrary partitions, including rectilinear partitions. This subsection reviews basic notions of rectilinear partitions and the global conformality conditions used in the smoothing cofactor method.

Roughly speaking, a rectilinear partition Δ is a partition of a domain formed by a finite set of straight line segments. Examples include triangulations, quadrangulations, and quasi-cross-cut partitions. Faces, edges, and vertices are defined in the usual way. Each interior line segment that cannot be extended further is called an interior large edge, or l -edge for short. Following [55], interior l -edges fall into three categories:

Definition 2.2 ([55]) *For a rectilinear partition Δ , an interior l -edge e is classified as follows:*

- Cross-cut: both endpoints lie on the domain boundary;
- Ray: exactly one endpoint lies on the domain boundary;

- Truncated l -edge: neither endpoint lies on the domain boundary.

Analogous to the T-connected component in T-meshes, we introduce the following concept.

Definition 2.3 The **TE-connected component** of a rectilinear partition Δ , denoted $TE(\Delta)$, is the set of all truncated l -edges in Δ .

For example, consider the Morgan–Scott partition Δ_{MS} in Figure 3 (left). This is a classic rectilinear partition. The segments CD , CE , DE , DA , DF , FA , FB , FE , and EB are l -edges. Among them, CD , CE , DA , FA , EB , and FB are rays, while DE , DF , and EF are truncated l -edges. The set of these truncated l -edges forms the TE-connected component $TE(\Delta_{\text{MS}})$, as shown in Figure 3 (right).

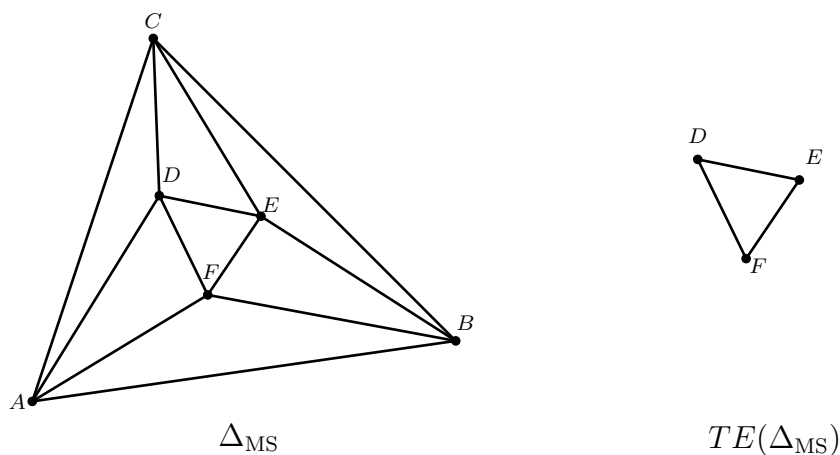


Figure 3: Morgan-Scott partition and its TE-connected component

The spline space over a rectilinear partition Δ is defined as

$$S_d^\mu(\Delta) = \{f \in C^\mu(\Psi) : f|_\psi \in \mathbb{P}_d, \forall \psi \in \mathcal{C}\},$$

where \mathcal{C} is the set of all polygonal cells, Ψ is the domain occupied by \mathcal{C} and \mathbb{P}_d is the space of polynomials of total degree at most d . We now review key concepts of the smoothing cofactor method for such spline spaces; further details appear in [25, 26, 28]. By Bézout’s theorem, the smoothness condition across an edge is equivalent to an algebraic relation, leading to the notion of **edge cofactor**.

Definition 2.4 ([25]) Let ψ_1 and ψ_2 be adjacent cells sharing an edge $e_{1,2}$ with linear equation $L_{1,2}(x, y) \in \mathbb{P}_1$. Then $f \in C^\mu(\overline{\psi_1 \cup \psi_2})$ if and only if there exists $q_{1,2}(x, y) \in \mathbb{P}_{d-\mu-1}$ such that

$$f|_{\psi_1} - f|_{\psi_2} = q_{1,2} L_{1,2}^{\mu+1}.$$

The polynomial $q_{1,2}$ is the **edge cofactor** of e from ψ_2 to ψ_1 .

We now state the local conformality condition at an interior vertex and the global conformality conditions for the spline space $S_d^\mu(\Delta)$.

Definition 2.5 Let A be an interior vertex of the rectilinear partition Δ . For each interior edge $e_{i,j}$ incident to A and shared by cells ψ_i and ψ_j , orient the edge so that a counterclockwise traversal centered at A crosses from ψ_j to ψ_i .

- The **local conformality condition** at A is

$$\sum_A q_{i,j} L_{i,j}^{\mu+1} \equiv 0, \quad (2.3)$$

where the sum runs over all interior edges incident to A , $q_{i,j}(x, y)$ is the smooth cofactor on $e_{i,j}$, and $L_{i,j}$ is the linear polynomial defining the line containing $e_{i,j}$.

- Let A_v , $v = 1, \dots, V$, be all interior vertices. The **global conformality conditions** for $S_d^\mu(\Delta)$ are

$$\sum_{A_v} q_{i,j} L_{i,j}^{\mu+1} \equiv 0, \quad v = 1, \dots, V. \quad (2.4)$$

Remark 2.1 By Definition 2.5, we have

$$q_{i,j} = -q_{j,i}.$$

Example 2.1 Consider vertex F in the Morgan–Scott partition Δ_{MS} (Figure 3). Let ψ_i , $i = 1, 2, 3, 4$, be the adjacent cells, with edge orientations and cofactors as shown in Figure 4. By Definition 2.5, the local conformality condition at F is

$$q_{1,2} L_{DF}^{\mu+1} + q_{2,3} L_{EF}^{\mu+1} + q_{3,4} L_{BF}^{\mu+1} + q_{4,1} L_{FA}^{\mu+1} \equiv 0,$$

where $L_{DF} = L_{1,2}$ is the linear polynomial defining edge DF , and similarly for the others.

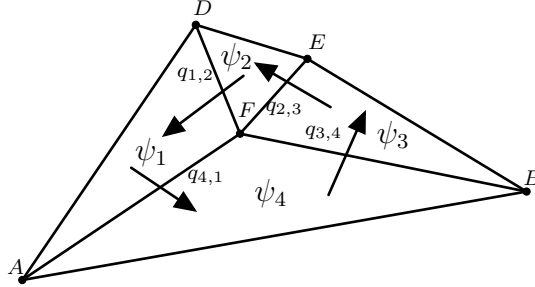


Figure 4: Local conformality condition around F

The following theorem characterizes membership in $S_d^\mu(\Delta)$ using edge cofactors and global conformality [25, 26, 27].

Theorem 2.2 ([25, 26, 27]) *A function s belongs to $S_d^\mu(\Delta)$ if and only if there exist smooth cofactors $q_{i,j}$ for all interior edges $e_{i,j}$ such that the global conformality conditions (2.4) hold for all interior vertices A_v , $v = 1, \dots, V$.*

Global conformality conditions are more complex than local ones because, in general rectilinear partitions, an interior edge may connect two interior vertices. For instance, in the Morgan–Scott partition, edge DE is incident to vertices D and E , so the edge cofactor of DE denoted as q_{DE} appears in the local conformality conditions at both D and E . This coupling increases the difficulty of enforcing global conformality conditions.

3 A framework for calculating dimensions of spline spaces over rectilinear partitions

This section extends the framework for dimension calculation of spline spaces over T-mesh to rectilinear partitions via a decoupling strategy. Specifically, the global conformality conditions for the spline space $S_d^\mu(\Delta)$ are decomposed into local conformality conditions at each interior vertex together with cofactor constraints along truncated l -edges. As a result, the dimension of the spline space can be reduced to the analysis of the corresponding conformality spaces over the TE-connected components of the rectilinear partition.

Two central issues must be addressed in this extension:

- How to transform the global conformality conditions into equivalent conditions formulated over the TE-connected components;
- How to handle conformality conditions for arbitrary smoothness orders μ (in particular, when $\mu \neq d - 1$).

We resolve these issues in the following manner. First, building on the global conformality conditions at all interior vertices presented in Theorem 2.2, we introduce the new notion of decoupled cofactors. Using this concept, the original global conformality conditions are equivalently reformulated as a set of decoupled cofactor based global conformality conditions, one for each TE-connected component. Second, when the smoothness order μ is strictly less than the maximum possible value $d - 1$, the resulting conformality conditions on decoupled cofactors over TE-connected component are no longer represented by a single numerical matrix. To overcome this difficulty, we apply a homogeneous polynomial decomposition. This approach further decomposes the decoupled cofactor conformality conditions into independent conformality conditions on each homogeneous component. Each of these component-wise conditions can then be expressed as a computable numerical matrix. Through these two steps, we establish a complete and systematic framework for computing the dimension of spline spaces over rectilinear partitions at arbitrary smoothness orders μ . The relevant concepts, theorems, and computational procedures are presented in detail in the subsequent subsections.

3.1 Global conformality conditions for TE-connected components

We propose a decoupling strategy that replaces each coupled edge cofactor in the global conformality conditions with independent cofactors at its endpoints, supplemented by consistency constraints.

Definition 3.1 *Let e be an interior edge of the rectilinear partition Δ with endpoints A_1 and A_2 , and let q_e be its cofactor in the global conformality conditions (2.4). The **decoupled edge cofactor** of e is defined as follows:*

- *If one endpoint is on the boundary, say A_1 is on the boundary, then $q_e^{(A_2)} := q_e$.*
- *If both endpoints are interior vertices, the decoupled cofactor is the pair $(q_e^{(A_1)}, q_e^{(A_2)})$, where $q_e^{(A_i)}$ is the contribution of e to the local conformality condition at A_i , $i = 1, 2$.*

Example 3.1 *In the Morgan–Scott partition (Figure 3),*

- *For edges CD , CE , AD , AF , BF , BE , each has one boundary endpoint, so their decoupled cofactors are $q_{CD}^{(D)}$, $q_{CE}^{(E)}$, $q_{AD}^{(D)}$, $q_{AF}^{(F)}$, $q_{BF}^{(F)}$, and $q_{BE}^{(E)}$;*

- edges DE , DF , EF have two interior endpoints, so their decoupled cofactors are the pairs $(q_{DE}^{(D)}, q_{DE}^{(E)})$, $(q_{DF}^{(D)}, q_{DF}^{(F)})$, and $(q_{EF}^{(E)}, q_{EF}^{(F)})$, respectively.

Lemma 3.1 *If an interior edge e has two interior endpoints A_1 and A_2 , then*

$$q_e^{(A_1)} = -q_e^{(A_2)}.$$

Thus, one of the decoupled cofactors equals to q_e and the other is $-q_e$.

Proof. The local conformality condition at each vertex is defined using a counterclockwise orientation around that vertex (Definition 2.5 and Figure 5). For the edge e , the counterclockwise direction at A_1 is opposite to that at A_2 . Therefore, the two contributions $q_e^{(A_1)}$ and $q_e^{(A_2)}$ have opposite signs but the same magnitude as the original global cofactor q_e . This yields $q_e^{(A_1)} = -q_e^{(A_2)}$.

□

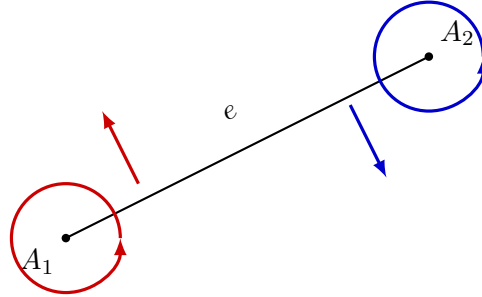


Figure 5: Opposite local orientations of edge e at endpoints A_1 and A_2 .

By Lemma 3.1, the decoupled cofactors split each shared edge cofactor q_e into contributions at its two endpoints. For edges with both interior endpoints, the cofactors at the two ends are negatives of each other, but both are fully determined by the original q_e . Thus, Definition 3.1 is well-defined.

We now recall the dimension of the conformality space at a single interior vertex. The following result gives the dimension when all incident edges have distinct directions [13].

Lemma 3.2 ([13]) *Let an interior vertex A be surrounded by n edges defined by distinct lines $L_i(x, y) = \alpha_i x + \beta_i y = 0$, $i = 1, \dots, n$, with $\alpha_{i_1} \beta_{i_2} - \alpha_{i_2} \beta_{i_1} \neq 0$ for $i_1 \neq i_2$. The conformality vector space at A is*

$$\text{CVS}[A] := \left\{ (q_1, \dots, q_n) : \sum_{i=1}^n q_i L_i^{\mu+1} \equiv 0, q_i \in \mathbb{P}_{d-\mu-1} \right\}.$$

Then

$$\dim \text{CVS}[A] = \sum_{j=1}^{d-\mu} (n(d-\mu-j+1) - (d-j+2))_+,$$

where $u_+ = \max\{0, u\}$.

Lemma 3.2 assumes distinct edge directions. When collinear edges cross A , the following corollary applies.

Corollary 3.1 Suppose $2m \leq n$ edges around vertex A consist of m pairs of collinear edges with the same line equation ($L_{2i-1} = L_{2i}$, $i = 1, \dots, m$) and $n - 2m$ edges with distinct directions. Define

$$W[A] := \left\{ (q_1 + q_2, \dots, q_{2m-1} + q_{2m}, q_{2m+1}, \dots, q_n) : \sum_{i=1}^n q_i L_i^{\mu+1} \equiv 0, q_i \in \mathbb{P}_{d-\mu-1} \right\}.$$

Then

$$\dim W[A] = \sum_{j=1}^{d-\mu} ((n-m)(d-\mu-j+1) - (d-j+2))_+.$$

Proof. The condition $\sum_{i=1}^n q_i L_i^{\mu+1} \equiv 0$ becomes

$$\sum_{i=1}^m (q_{2i-1} + q_{2i}) L_{2i}^{\mu+1} + \sum_{i=2m+1}^n q_i L_i^{\mu+1} \equiv 0.$$

Set $p_i = q_{2i-1} + q_{2i}$ ($i = 1, \dots, m$) and $p_{m+i} = q_{2m+i}$ ($i = 1, \dots, n - 2m$). The equation reduces to a conformality condition with $n - m$ distinct lines. Applying Lemma 3.2 yields the result.

□

Using Corollary 3.1, we now derive the additional conformality constraint imposed on the decoupled cofactors along a truncated l -edge.

Lemma 3.3 Let l be a truncated l -edge in Δ with vertices A_1, \dots, A_r ordered along l , where A_1 and A_r are the endpoints of l (Figure 6). For each interior segment $A_i A_{i+1}$ ($i = 1, \dots, r - 1$), let the decoupled cofactor be $(q_i^{(A_i)}, q_i^{(A_{i+1})})$. Define

$$p_i^{(A_i)} = q_{i-1}^{(A_i)} + q_i^{(A_i)}, \quad i = 1, \dots, r,$$

with the convention $q_0^{(A_1)} := 0$ and $q_r^{(A_r)} := 0$. The global conformality condition along l is

$$\sum_{i=1}^r p_i^{(A_i)} \equiv 0. \quad (3.5)$$

Proof. By Corollary 3.1, the local conformality condition at each A_i determines the sum $p_i^{(A_i)}$. Summing over all vertices on l gives

$$\sum_{i=1}^r p_i^{(A_i)} = q_0^{(A_1)} + \sum_{i=1}^{r-1} (q_i^{(A_i)} + q_i^{(A_{i+1})}) + q_r^{(A_r)}.$$

The boundary terms vanish, and Lemma 3.1 yields $q_i^{(A_i)} = -q_i^{(A_{i+1})}$ for each interior segment. Thus, the sum is identically zero.

□

Lemma 3.3 states that solving the local conformality conditions independently at each vertex introduces one linear constraint per truncated l -edge.

Definition 3.2 Let $TE(\Delta)$ be the TE -connected component of Δ , consisting of truncated l -edges l_1, \dots, l_t . The conformality vector space of $TE(\Delta)$ is

$$CVS[TE(\Delta)] := \{ \mathbf{p} = (p_1^{(A_1)}, \dots, p_v^{(A_v)}) : \mathcal{Q}_i(\mathbf{p}) \equiv 0, i = 1, \dots, t \},$$

where $\mathcal{Q}_i \equiv 0$ is the global conformality condition (3.5) along l_i and v is the number of vertices on $TE(\Delta)$.

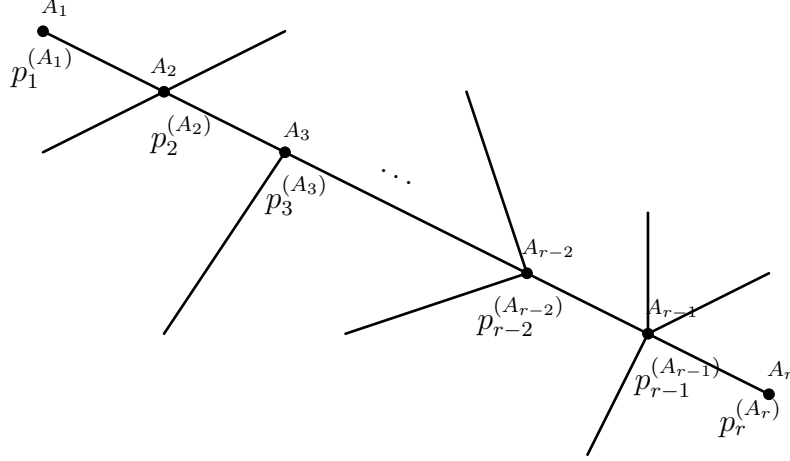


Figure 6: Global conformality condition for a truncated l -edge.

The global conditions $\mathcal{Q}_i(\mathbf{p}) \equiv 0$, $i = 1, \dots, t$ form a homogeneous linear system. Its coefficient matrix is called the **conformality matrix**, and denoted by $M(TE(\Delta))$.

The main result is the following dimension formula.

Theorem 3.1 *For any rectilinear partition Δ ,*

$$\dim S_d^\mu(\Delta) = \binom{d+2}{2} + c \binom{d-\mu+1}{2} + \sum_{i=1}^V k_d^\mu(N_i) - \text{rank}(M(TE(\Delta))), \quad (3.6)$$

where

- c is the number of cross-cuts,
- V is the number of interior vertices,
- N_i is the number of distinct edge directions incident to interior vertex A_i ,
- $k_d^\mu(N_i) = \sum_{j=1}^{d-\mu} (N_i(d-\mu-j+1) - (d-j+2))_+$.

Proof. Let \mathbb{H} be the space of all edge cofactors of Δ that satisfy the global conformality conditions (2.4). Then $S_d^\mu(\Delta) = \mathbb{P}_d \oplus \mathbb{H}$, \mathbb{P}_d has defined in Page 4, when introducing the spline space $S_d^\mu(\Delta)$. so

$$\dim S_d^\mu(\Delta) = \binom{d+2}{2} + \dim \mathbb{H}.$$

To compute $\dim \mathbb{H}$, consider the decoupled edge cofactors at each interior vertex A_v , $v = 1, \dots, V$. By Corollary 3.1, the local conformality conditions at A_v yield $\dim W[A_v] = k_d^\mu(N_v)$ free parameters $p_i^{(A_v)}$. Lemma 3.3 shows that these parameters must satisfy additional linear constraints (3.5) along each truncated l -edge in $TE(\Delta)$. The total number of independent constraints equals $\text{rank} M(TE(\Delta))$.

The remaining freedom arises from the structure of lines in $TE(\Delta)$:

- Truncated l -edges: All edge cofactors are uniquely determined by the $p_i^{(A_i)}$ at vertices on the line; no extra parameters are required.
- Rays: One endpoint is an interior vertex, so all cofactors are determined by the $p_i^{(A_i)}$ on the ray; no extra parameters are needed.

- Cross-cuts (lines with both endpoints on the boundary): The constraints provide only the sums of adjacent cofactors. Determining all cofactors on each cross-cut requires one additional free parameter per cross-cut. With c cross-cuts, this contributes $c \binom{d-\mu+1}{2}$ degrees of freedom.

Thus,

$$\dim \mathbb{H} = c \binom{d-\mu+1}{2} + \sum_{v=1}^V k_d^\mu(N_v) - \text{rank}(M(TE(\Delta))).$$

The statement follows directly from the above equation. \square

The dimension formula (3.6) for spline spaces over an arbitrary rectilinear partition Δ shows that the dimension depends only on the rank of the conformality matrix associated with the TE-connected component $\text{CVS}[TE(\Delta)]$. For the highest smoothness $\mu = d - 1$, this conformality matrix forms a numerical matrix. For general μ , however, constructing the conformality matrix and computing its rank is nontrivial. The next subsection addresses this construction and rank evaluation.

3.2 Solving the global conformality conditions

This subsection describes the construction of the conformality matrix $M(TE(\Delta))$ for general smoothness order μ . The matrix arises from the global conformality constraints along each truncated l -edge in $TE(\Delta)$, which depend on the solution of the local conformality conditions (2.3) at each interior vertex. We first recall two results from [13].

Lemma 3.4 ([13]) *Define*

$$\text{CVS}_j[A] := \{(q_1, \dots, q_n) : \sum_{i=1}^n q_i L_i^{\mu+1} \equiv 0, q_i \in \tilde{\mathbb{P}}_{d-\mu-j}\},$$

where $j = 1, \dots, d - \mu$ and $\tilde{\mathbb{P}}_k$ is the space of homogeneous polynomials of degree k . Then

$$\text{CVS}[A] = \bigoplus_{j=1}^{d-\mu} \text{CVS}_j[A].$$

Lemma 3.5 ([13]) *For each j , $\text{CVS}_j[A]$ is the null space of $Q\mathbf{c} = 0$, where $Q = (Q_1, \dots, Q_n) \in \mathbb{R}^{(d-j+2) \times n(d-\mu-j+1)}$ and each block Q_i is the matrix*

$$Q_i = \begin{pmatrix} 1 & 0 & 0 & \cdots & 0 \\ \binom{d-j+1}{1} \gamma_i & 1 & 0 & \cdots & 0 \\ \binom{d-j+1}{2} \gamma_i^2 & \binom{d-j}{1} \gamma_i & 1 & \cdots & 0 \\ \vdots & \vdots & \vdots & \ddots & \vdots \\ \binom{d-j+1}{d-j} \gamma_i^{d-j} & \binom{d-j}{d-j-1} \gamma_i^{d-j-1} & \cdots & \cdots & 1 \\ \binom{d-j+1}{d-j+1} \gamma_i^{d-j+1} & \binom{d-j}{d-j} \gamma_i^{d-j} & \cdots & \cdots & \binom{\mu+1}{\mu+1} \gamma_i^{\mu+1} \end{pmatrix}_{(d-j+2) \times (d-\mu-j+1)} \quad (3.7)$$

with $\gamma_i = \frac{\alpha_i}{\beta_i}$, here α_i, β_i are defined as Lemma 3.2. The matrix Q has full rank, i.e. $\text{rank}(Q) = \min\{n(d - \mu - j + 1), d - j + 2\}$.

The corresponding result for the linear space $W[A]$ is given below.

Corollary 3.2 Suppose at vertex A there are n incident edges, of which $2m \leq n$ form m pairs of opposite collinear edges with the same line equation $L_{2i-1} = L_{2i}$ ($i = 1, \dots, m$), while the remaining $n - 2m$ edges have distinct directions. For $j = 1, \dots, d - \mu$, define

$$W_j[A] := \left\{ (q_1 + q_2, \dots, q_{2m-1} + q_{2m}, q_{2m+1}, \dots, q_n) : \sum_{i=1}^n q_i L_i^{\mu+1} \equiv 0, q_i \in \tilde{\mathbb{P}}_{d-\mu-1} \right\}.$$

Then

- $W[A] = \bigoplus_{j=1}^{d-\mu} W_j[A]$.
- Each $W_j[A]$ is the null space of the linear system $Q'\mathbf{b} = 0$, where $Q' = (Q_1, \dots, Q_{n-m}) \in \mathbb{R}^{(d-j+2) \times (n-m)(d-\mu-j+1)}$ is built from Lemma 3.5 by merging the m pairs of opposite columns. The matrix Q' has full row rank.

Proof. The decomposition follows directly from Lemma 3.4. The structure of Q' and its full row rank follow from Lemma 3.5 after column merging corresponding to collinear opposite edges, leaving $n - m$ distinct directions.

Lemma 3.6 Let l be a truncated l -edge with vertices A_1, \dots, A_r ordered along l . Write each $p_i^{(A_i)} = \sum_{j=1}^{d-\mu} p_{ij}^{(A_i)}$ with $p_{ij}^{(A_i)} \in \tilde{\mathbb{P}}_{d-\mu-j}$. Then

$$\sum_{i=1}^r p_i^{(A_i)} \equiv 0 \iff \sum_{i=1}^r p_{ij}^{(A_i)} \equiv 0 \quad \text{for all } j = 1, \dots, d - \mu. \quad (3.8)$$

Thus the global conformality condition (3.5) decouples into $d - \mu$ independent homogeneous conditions $\sum_{i=1}^r p_{ij}^{(A_i)} \equiv 0$.

Proof. Immediate from the uniqueness of homogeneous decomposition.

Lemma 3.7 Let l be a truncated l -edge with vertices A_1, \dots, A_r . For each interior vertex A_i on l and each j , let $\{m_l^{(i)}\}_{l=1}^{k(N_i)}$ be a basis of $W_j[A_i]$, where $k(N_i) = (N_i(d-\mu-j) - (d-j+2))_+$. Then

$$p_{ij}^{(A_i)} = \sum_{s=0}^{d-\mu-j} \left(\sum_{l=1}^{k(N_i)} h_{sl}^{(i)} m_l^{(i)} \right) x^s y^{d-\mu-j-s}.$$

The homogeneous global conformality condition for degree j along l becomes the $(d - \mu - j + 1)$ scalar equations

$$\sum_{i=1}^r \sum_{l=1}^{k(N_i)} h_{sl}^{(i)} m_l^{(i)} = 0, \quad s = 0, \dots, d - \mu - j.$$

Proof. By Lemma 3.6, the independent homogeneous conditions

$$\sum_{i=1}^r p_{ij}^{(A_i)} \equiv 0$$

can be represented as

$$\sum_{i=1}^r \left(\sum_{s=0}^{d-\mu-j} \left(\sum_{l=1}^{k(N_i)} h_{sl}^{(i)} m_l^{(i)} \right) x^s y^{d-\mu-j-s} \right) \equiv 0.$$

It follows that

$$\sum_{i=1}^r \sum_{l=1}^{k(N_i)} h_{sl}^{(i)} m_l^{(i)} = 0, \quad s = 0, \dots, d - \mu - j.$$

This establishes the desired result and thus proves the lemma.

Theorem 3.2 *The system $M(TE(\Delta))\mathbf{h} = 0$ represents the global conformality conditions, where the matrix $M(TE(\Delta))$ is assembled from the linear equations derived by applying Lemma 3.7 to every truncated l -edge in $TE(\Delta)$. Specifically, for each homogeneous degree $j = 1, \dots, d - \mu$, the matrix encodes the scalar constraints:*

$$\sum_{i=1}^r \sum_{l=1}^{k(N_i)} h_{sl}^{(i)} m_l^{(i)} = 0, \quad s = 0, \dots, d - \mu - j,$$

where \mathbf{h} is the vector consisting of the coefficients $h_{sl}^{(i)}$.

The construction of $M(TE(\Delta))$ is summarized in Algorithm 1.

Algorithm 1 Construction of the conformality matrix $M(TE(\Delta))$

1. Identify the set $TE(\Delta)$ of all truncated l -edges and extractable from Δ .
2. For each interior vertex A_i and each $j = 1, \dots, d - \mu$, compute a basis $\{m_l^{(i)}\}_{l=1}^{k(N_i)}$ of $W_j[A_i]$.
3. For each truncated l -edge in $TE(\Delta)$ and each j , generate the $(d - \mu - j + 1)$ linear equations

$$\sum_{i=1}^r \sum_{l=1}^{k(N_i)} h_{sl}^{(i)} m_l^{(i)} = 0, \quad s = 0, \dots, d - \mu - j.$$

4. The matrix $M(TE(\Delta))$ is assembled from the linear constraints defined by Step 3.
-

4 Partitions with Disjoint Truncated l -edges

In this section, we investigate a specific class of partitions where the TE -connected components consist of disjoint truncated l -edges. We demonstrate that under certain conditions, the dimension of the resulting spline space can be derived through a simplified application of our dimension calculation framework.

Definition 4.1 *A rectilinear partition Δ is called a **partition with disjoint truncated l -edges** if its TE -connected component, denoted by $TE(\Delta)$, is formed by several pairwise disjoint truncated l -edges.*

For the spline space $S_d^\mu(\Delta)$ over such partitions, we establish the following theorem.

Theorem 4.1 *Let Δ be a partition with disjoint truncated l -edges, where t denotes the number of such l -edges. Suppose that for each interior vertex A_i ($i = 1, \dots, V$), the number*

of distinct edge directions N_i satisfies $N_i \geq \mu + 3$. Then, the dimension of the spline space $S_d^\mu(\Delta)$ is given by

$$\dim S_d^\mu(\Delta) = \binom{d+2}{2} + (c-t) \binom{d-\mu+1}{2} + \sum_{i=1}^V k_d^\mu(N_i), \quad (4.9)$$

where c , V , and $k_d^\mu(N_i)$ are defined as in Theorem 3.1.

Proof. Let the TE -connected component $TE(\Delta)$ be composed of t disjoint truncated l -edges, denoted by l_1, l_2, \dots, l_t . Due to the disjoint nature of these components, the conformality matrix $M(TE(\Delta))$ exhibits a block-diagonal structure. Consequently, the rank of the global conformality matrix is the sum of the ranks of the individual blocks:

$$\text{rank}(M(TE(\Delta))) = \sum_{i=1}^t \text{rank}(M(TE(l_i))),$$

where $M(TE(l_i))$ is the conformality matrix associated with the l -edge l_i under the global conformality conditions.

Without loss of generality, consider a single truncated l -edge l_i with vertices A_1, \dots, A_r . The assumption $N_i \geq \mu + 3$ implies that for all $j \in \{1, \dots, d - \mu\}$, the following inequality holds:

$$N_i \geq 2 + \frac{\mu + 1}{d - \mu - j + 1},$$

which is algebraically equivalent to

$$N_i(d - \mu - j + 1) - (d - j + 2) \geq d - \mu - j + 1.$$

According to Lemma 3.4, this condition ensures that the dimension of the solution space for the cofactor space $\text{CVS}_j[A_i]$ at each vertex exceeds $d - \mu - j + 1$. Since the number of degrees of freedom for each homogeneous component of the edge cofactor in $\text{CVS}_j[A_i]$ is exactly $d - \mu - j + 1$, we can designate these homogeneous components as free variables. Under this setting, the global conformality condition for the l -edge l_i can be expressed as the following polynomial identity:

$$\sum_{i=1}^r p_i^{(A_i)} \equiv 0, \quad (4.10)$$

where $p_i^{(A_i)} \in \mathbb{P}_{d-\mu-1}$ for $i = 1, \dots, r$.

The dimension of the space of r -tuples (p_1, \dots, p_r) satisfying (4.10) is $(r-1) \binom{d-\mu+1}{2}$. Since the total number of coefficients in the r polynomials is $r \binom{d-\mu+1}{2}$, the number of independent linear constraints imposed by (4.10) is:

$$\text{rank}(M(TE(l_i))) = r \binom{d-\mu+1}{2} - (r-1) \binom{d-\mu+1}{2} = \binom{d-\mu+1}{2}.$$

Summing over all t disjoint l -edges, we obtain $\text{rank}(M(TE(\Delta))) = t \binom{d-\mu+1}{2}$. Substituting this into the general dimension formula from Theorem 3.1 completes the proof.

Example 4.1 Consider the spline space $S_d^1(\Delta)$ over the partition Δ illustrated in Figure 7 ($d \geq 2$). The partition contains two disjoint truncated l -edges, AB and DE , thus qualifying as a partition with disjoint truncated l -edges. For all interior vertices A, B, C, D, E , we have $N_i = 4$, satisfying the condition $N_i \geq \mu + 3 = 4$.

Applying Theorem 4.1 with $c = 0$, $t = 2$, $\mu = 1$, and $V = 5$, we have:

$$\dim S_d^1(\Delta) = \binom{d+2}{2} - 2\binom{d}{2} + 5k_d^1(4).$$

Substituting the specific values, the dimension evaluates to:

$$\dim S_d^1(\Delta) = 7d^2 - 15d + 11.$$

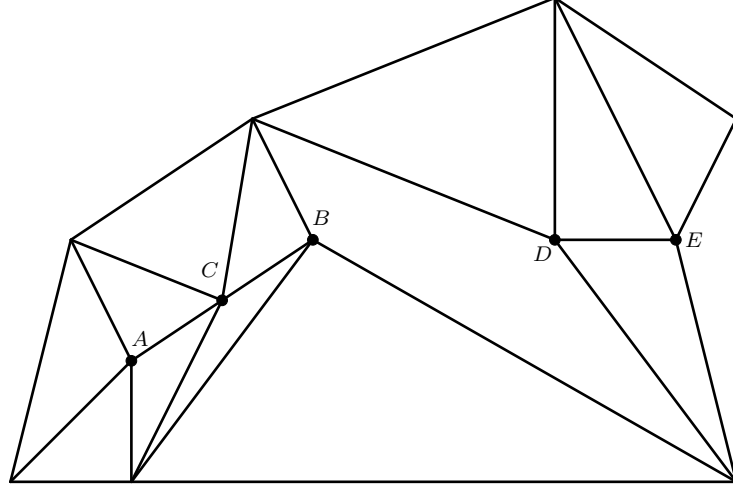


Figure 7: A rectilinear partition Δ featuring two disjoint truncated l -edges AB and DE .

Finally, we prove that the dimension of the spline space satisfying the conditions in Theorem 4.1 is equal to the lower bound established for arbitrary triangulations in [13]. As our partitions are rectilinear and not necessarily triangulated, we first define a formal lower bound for such spaces.

Definition 4.2 For any spline space over a rectilinear partition Δ , the **formal lower bound** is defined as:

$$\text{Low}(S_d^\mu(\Delta)) = \binom{d+2}{2} + \binom{d-\mu+1}{2}E - \left[\binom{d+2}{2} - \binom{\mu+2}{2} \right]V + \sum_{i=1}^V \sigma_i, \quad (4.11)$$

where E is the number of interior edges, V is the number of interior vertices, and $\sigma_i = \sum_{j=1}^{d-\mu} (\mu+1+j(1-N_i))_+$ with N_i being the number of distinct edge directions incident to interior vertex A_i .

Remark 4.1 Schumaker [13] demonstrated that (4.11) is the lower bound for triangulations. For general rectilinear partitions, we utilize this expression as a formal lower bound for comparative analysis.

We now show that under the condition $N_i \geq \mu+3$, the dimension formula (4.9) is identical to (4.11). First, we establish a topological relationship between the partition parameters.

Lemma 4.1 For any rectilinear partition Δ with disjoint truncated l -edges, the following identity holds:

$$E - \sum_{i=1}^V N_i = c - t. \quad (4.12)$$

Proof. Let the sets of all cross-cuts, rays and truncated l -edges in Δ be $C(\Delta)$, $R(\Delta)$, and $TE(\Delta)$ respectively, with $c = |C(\Delta)|$, $r = |R(\Delta)|$, and $t = |TE(\Delta)|$.

For each l -edge l_k , let $v(l_k)$ be the number of interior vertices on l_k , and let $e(l_k)$ be the number of interior edge segments on l_k . Then we have:

1. If l_k is a cross-cut, then $e(l_k) = v(l_k) + 1$;
2. If l_k is a ray, then $e(l_k) = v(l_k)$;
3. If l_k is a truncated l -edge, then $e(l_k) = v(l_k) - 1$.

The total number of interior edges is

$$E = \sum_{l_k \in C(\Delta)} (v(l_k) + 1) + \sum_{l_k \in R(\Delta)} v(l_k) + \sum_{l_k \in TE(\Delta)} (v(l_k) - 1).$$

This can be rewritten as

$$E = \sum_{\text{all } l_k} v(l_k) + c - t.$$

By double counting the incidences between interior vertices and l -edges, we obtain $\sum_{\text{all } l_k} v(l_k) = \sum_{i=1}^V N_i$, where N_i is the number of l -edges passing through the interior vertex A_i . Therefore,

$$E = \sum_{i=1}^V N_i + c - t,$$

which gives the topological identity

$$E - \sum_{i=1}^V N_i = c - t.$$

The following lemmas simplify the terms σ_i and $k_d^\mu(N_i)$ when $N_i \geq \mu + 3$.

Lemma 4.2 ([26]) *The expression for $k_d^\mu(N)$ is:*

$$k_d^\mu(N) = \frac{1}{2} \left(d - \mu - \left\lfloor \frac{\mu + 1}{N - 1} \right\rfloor \right)_+ \cdot \left((N - 1)d - (N + 1)\mu + (N - 3) + (N - 1) \left\lfloor \frac{\mu + 1}{N - 1} \right\rfloor \right).$$

Lemma 4.3 *In the case of $N_i \geq \mu + 3$, we have:*

- $\sigma_i = 0$ for $i = 1, 2, \dots, V$.
- $k_d^\mu(N_i) = \frac{1}{2} (d - \mu) \cdot \left((N_i - 1)d - (N_i + 1)\mu + (N_i - 3) \right)$.

Proof.

- For a fixed i , since $N_i \geq \mu + 3$, then $1 - N_i \leq -(\mu + 2) < 0$. For $j \in \{1, \dots, d - \mu\}$, the function $f(j) = \mu + 1 + j(1 - N_i)$ is strictly decreasing. Its maximum occurs at $j = 1$, where $f(1) = \mu + 2 - N_i \leq \mu + 2 - (\mu + 3) = -1 < 0$. Consequently, $(\mu + 1 + j(1 - N_i))_+ = 0$ for all j , and thus $\sigma_i = 0$.
- Given $N_i \geq \mu + 3$, it follows that $0 \leq \frac{\mu + 1}{N_i - 1} < 1$, hence $\lfloor \frac{\mu + 1}{N_i - 1} \rfloor = 0$. Substituting this into the formula for $k_d^\mu(N_i)$ yields the result.

Theorem 4.2 *Let Δ be a partition with disjoint truncated l -edges. If the number of distinct edge directions N_i satisfies $N_i \geq \mu + 3$ for all i , then:*

$$\dim S_d^\mu(\Delta) = \text{Low}(S_d^\mu(\Delta)).$$

Proof. Consider the difference $\text{Low}(S_d^\mu(\Delta)) - \dim S_d^\mu(\Delta)$. Using Theorem 4.1 and Lemma 4.1, we expand the terms:

$$\text{Low}(S_d^\mu(\Delta)) - \dim S_d^\mu(\Delta) = \sum_{i=1}^V \left[N_i \binom{d - \mu + 1}{2} + \sigma_i - \left(\binom{d + 2}{2} - \binom{\mu + 2}{2} \right) - k_d^\mu(N_i) \right].$$

By Lemma 4.3, we substitute $\sigma_i = 0$ and the simplified $k_d^\mu(N_i)$. Verification shows that:

$$N_i \binom{d - \mu + 1}{2} + \sigma_i - \binom{d + 2}{2} + \binom{\mu + 2}{2} - k_d^\mu(N_i) \equiv 0 \quad \text{for } i = 1, 2, \dots, V.$$

Therefore, the difference is zero, and the dimensions are equal.

Theorem 4.2 demonstrates that for a partition Δ with disjoint truncated l -edges satisfying $N_i \geq \mu + 3$, the dimension of the spline space $S_d^\mu(\Delta)$ coincides with Schumaker's lower bound. This result implies that the lower bound is attainable in specific cases for arbitrary degree d and smoothness order μ .

5 Computational Examples

In this section, we apply the framework developed in Section 3 to two well-known examples. The first is the spline space $S_2^1(\Delta_{\text{MS}})$ over the Morgan–Scott partition. The second is the spline space $S_5^2(\Delta_{\text{YS}})$ over the partition as shown in Figure 8, which we denote by Δ_{YS} and refer to as the Yuan–Stillman partition. This partition was introduced by Yuan and Stillman [44] as a counterexample to the Schenck–Stiller “ $2r + 1$ ” conjecture.

5.1 Spline space $S_2^1(\Delta_{\text{MS}})$ over Morgan–Scott partition

We now illustrate the complete procedure of Algorithm 1 by computing the dimension of the spline space $S_2^1(\Delta_{\text{MS}})$ over the Morgan–Scott partition step by step.

Step 1. Identify the set $TE(\Delta_{\text{MS}})$ as shown in Figure 3.

Step 2. In $S_2^1(\Delta_{\text{MS}})$, the edge cofactors are constants. Following Algorithm 1, we determine a basis of $W_1[\cdot]$ at each interior vertex D , E , and F . For vertex D , the cofactors q_{DC} , q_{DA} , q_{DE} , and q_{DF} satisfy the local conformality condition:

$$\begin{pmatrix} 1 & 1 & 1 & 1 \\ 2\gamma_{DC} & 2\gamma_{DA} & 2\gamma_{DE} & 2\gamma_{DF} \\ \gamma_{DC}^2 & \gamma_{DA}^2 & \gamma_{DE}^2 & \gamma_{DF}^2 \end{pmatrix} \begin{pmatrix} q_{DC} \\ q_{DA} \\ q_{DE} \\ q_{DF} \end{pmatrix} = \begin{pmatrix} 0 \\ 0 \\ 0 \\ 0 \end{pmatrix}.$$

The solution is

$$\begin{pmatrix} q_{DC} \\ q_{DA} \\ q_{DE} \\ q_{DF} \end{pmatrix} = h_D \begin{pmatrix} \frac{1}{(\gamma_{DC} - \gamma_{DA})(\gamma_{DC} - \gamma_{DE})(\gamma_{DC} - \gamma_{DF})} \\ \frac{1}{(\gamma_{DA} - \gamma_{DC})(\gamma_{DA} - \gamma_{DE})(\gamma_{DA} - \gamma_{DF})} \\ \frac{1}{(\gamma_{DE} - \gamma_{DC})(\gamma_{DE} - \gamma_{DA})(\gamma_{DE} - \gamma_{DF})} \\ \frac{1}{(\gamma_{DF} - \gamma_{DC})(\gamma_{DF} - \gamma_{DA})(\gamma_{DF} - \gamma_{DE})} \end{pmatrix}, \quad h_D \in \mathbb{R}.$$

Analogous expressions hold for the interior vertices E and F .

Step 3. We now enforce the global conformality conditions along the truncated l -edges DE , DF , and EF . For edge DE , the condition requires $q_{DE} + q_{ED} = 0$. Substituting the expressions from Step 2 yields

$$\frac{h_D}{(\gamma_{DE} - \gamma_{DC})(\gamma_{DE} - \gamma_{DA})(\gamma_{DE} - \gamma_{DF})} + \frac{h_E}{(\gamma_{ED} - \gamma_{EC})(\gamma_{ED} - \gamma_{EB})(\gamma_{ED} - \gamma_{EF})} = 0.$$

The same procedure applies to edges DF and EF .

Step 4. By assembling the three equations obtained above, the conformality matrix $M(TE(\Delta_{\text{MS}}))$ is

$$M(TE(\Delta_{\text{MS}})) = \begin{pmatrix} m_{DE}^D & m_{ED}^E & 0 \\ m_{DF}^D & 0 & m_{FD}^F \\ 0 & m_{EF}^E & m_{FE}^F \end{pmatrix}. \quad (5.13)$$

where $m_{DE}^D := \frac{1}{(\gamma_{DE} - \gamma_{DC})(\gamma_{DE} - \gamma_{DA})(\gamma_{DE} - \gamma_{DF})}$ and the remaining entries are defined analogously.

Step 5. The rank of the conformality matrix is

$$\text{rank } M(TE(\Delta_{\text{MS}})) = \begin{cases} 2 & \text{if } m_{DE}^D m_{FD}^F m_{EF}^E + m_{ED}^E m_{DF}^D m_{FE}^F = 0, \\ 3 & \text{if } m_{DE}^D m_{FD}^F m_{EF}^E + m_{ED}^E m_{DF}^D m_{FE}^F \neq 0. \end{cases}$$

The condition $m_{DE}^D m_{FD}^F m_{EF}^E + m_{ED}^E m_{DF}^D m_{FE}^F = 0$ is equivalent to

$$\underbrace{\frac{(\gamma_{DE} - \gamma_{DA})(\gamma_{DE} - \gamma_{DC})}{(\gamma_{DF} - \gamma_{DA})(\gamma_{DF} - \gamma_{DC})}}_{R_D} \cdot \underbrace{\frac{(\gamma_{EF} - \gamma_{EB})(\gamma_{EF} - \gamma_{EC})}{(\gamma_{DE} - \gamma_{EB})(\gamma_{DE} - \gamma_{EC})}}_{R_E} \cdot \underbrace{\frac{(\gamma_{FD} - \gamma_{FA})(\gamma_{FD} - \gamma_{FB})}{(\gamma_{EF} - \gamma_{FA})(\gamma_{EF} - \gamma_{FB})}}_{R_F} = 1.$$

As shown in Appendix 6, this relation holds if and only if the lines AE , BD , and CF are concurrent. Therefore,

$$\dim S_2^1(\Delta_{\text{MS}}) = \begin{cases} 7 & \text{if } AE, BD, \text{ and } CF \text{ are concurrent,} \\ 6 & \text{otherwise.} \end{cases}$$

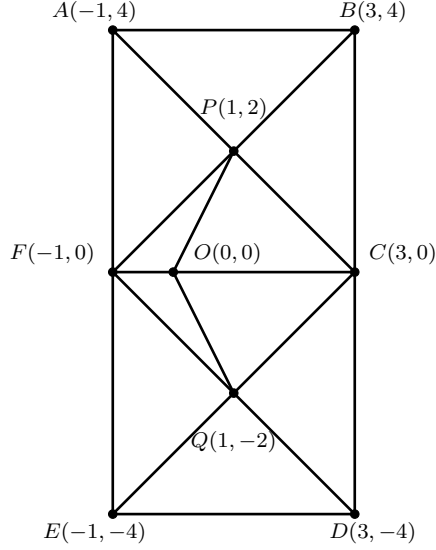


Figure 8: Yuan-Stillman Partition

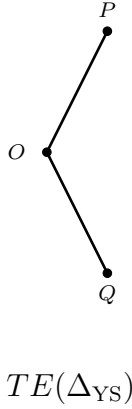


Figure 9: The TE-connected component of Yuan-Stillman Partition

5.2 Spine space $S_5^2(\Delta_{\text{YS}})$ over Yuan-Stillman partition

In this subsection, we compute the dimension of the spline space $S_5^2(\Delta_{\text{YS}})$ over the Yuan-Stillman partition Δ_{YS} as shown in Figure 8.

Algorithm 1 goes as follows:

Step 1. Identify the set $TE(\Delta_{\text{YS}})$ as shown in Figure 9.

Step 2. In $S_5^2(\Delta_{\text{YS}})$, the edge cofactors are quadratic polynomials. Following Algorithm 1, we compute bases of $W_1[\cdot]$, $W_2[\cdot]$, and $W_3[\cdot]$ at the interior vertices P , Q , and O . It's easy to check that $\dim W_3[\cdot] = 0$ for P , Q , and O by Lemma 3.2.

As an illustration, consider $W_2[P]$. By Corollary 3.2, this space corresponds to the degree-one component of the (decoupled) edge cofactors at P .

These components, denoted

$$f_1(q_{PO}^{(P)}), \quad f_1(q_{PB}^{(P)} + q_{PF}^{(P)}), \quad f_1(q_{PA}^{(P)} + q_{PC}^{(P)}),$$

satisfy the local conformality condition:

$$\begin{pmatrix} 1 & 0 & 1 & 0 & 1 & 0 \\ \binom{4}{1} & 1 & -\binom{4}{1} & 1 & -2\binom{4}{1} & 1 \\ \binom{4}{2} & \binom{3}{1} & \binom{4}{2} & -\binom{3}{1} & 4\binom{4}{2} & -2\binom{3}{1} \\ \binom{4}{3} & \binom{3}{2} & -\binom{4}{3} & \binom{3}{2} & -8\binom{4}{3} & 4\binom{3}{2} \\ \binom{4}{4} & \binom{3}{3} & \binom{4}{4} & -\binom{3}{3} & 16\binom{4}{4} & -8\binom{3}{3} \end{pmatrix} \begin{pmatrix} c_{1,0} \\ c_{1,1} \\ c_{2,0} \\ c_{2,1} \\ c_{3,0} \\ c_{3,1} \end{pmatrix} = \begin{pmatrix} 0 \\ 0 \\ 0 \\ 0 \\ 0 \\ 0 \end{pmatrix}, \quad (5.14)$$

where

$$\begin{aligned} f_1(q_{PA}^{(P)} + q_{PC}^{(P)}) &= c_{1,0}(x + y - 3) + c_{1,1}(x - 1), \\ f_1(q_{PB}^{(P)} + q_{PF}^{(P)}) &= c_{2,0}(-x + y - 1) + c_{2,1}(x - 1), \\ f_1(q_{PO}^{(P)}) &= c_{3,0}(-2x + y) + c_{3,1}(x - 1). \end{aligned}$$

The solution of equation (5.14) is

$$\begin{pmatrix} c_{1,0} \\ c_{1,1} \\ c_{2,0} \\ c_{2,1} \\ c_{3,0} \\ c_{3,1} \end{pmatrix} = s_1^{(P)} \begin{pmatrix} -5 \\ 12 \\ -27 \\ 108 \\ 32 \\ 48 \end{pmatrix}, \quad s_1^{(P)} \in \mathbb{R}.$$

Thus,

$$\begin{aligned} f_1(q_{PB}^{(P)} + q_{PF}^{(P)}) &= s_1^{(P)}(7x - 5y + 3), \\ f_1(q_{PA}^{(P)} + q_{PC}^{(P)}) &= 27s_1^{(P)}(5x - y - 3), \\ f_1(q_{PO}^{(P)}) &= 16s_1^{(P)}(-x + 2y - 3). \end{aligned}$$

Bases for $W_1[P]$, and for the spaces $W_j[O]$, $W_j[Q]$ ($j = 1, 2, 3$) are obtained in the same manner.

Step 3. We now impose the global conformality conditions along the truncated l -edges PO and OQ . Consider edge PO as an example. The condition requires

$$q_{PO}^{(P)} + q_{OP}^{(O)} \equiv 0.$$

By Lemma 3.6, this is equivalent to the three independent homogeneous conditions

$$\text{homo}_i(q_{PO}^{(P)}) + \text{homo}_i(q_{OP}^{(O)}) \equiv 0, \quad i = 0, 1, 2,$$

where $\text{homo}_i(\cdot)$ denotes the degree- i homogeneous component.

By Step2, we can get

$$\text{homo}_2(q_{PO}^{(P)}) = (4s_{2,1}^{(P)} - 2s_{2,2}^{(P)} + s_{2,3}^{(P)})x^2 + s_{2,1}^{(P)}y^2 + (-4s_{2,1}^{(P)} + s_{2,2}^{(P)})xy,$$

$$\text{homo}_1(q_{PO}^{(P)}) = (2s_{2,2}^{(P)} - 2s_{2,3}^{(P)} - 16s_1^{(P)})x + (32s_1^{(P)} - s_{2,2}^{(P)})y,$$

$$\text{homo}_0(q_{PO}^{(P)}) = s_{2,3}^{(P)} - 48s_1^{(P)},$$

$$\text{homo}_2(q_{OP}^{(O)}) = (2s_{2,3}^{(O)} - 24s_{2,1}^{(O)})x^2 + (3s_{2,2}^{(O)} - 16s_{2,1}^{(O)})y^2 + (2s_{2,2}^{(O)} - 36s_{2,1}^{(O)} + 3s_{2,3}^{(O)})xy,$$

$$\text{homo}_1(q_{OP}^{(O)}) = 2s_1^{(O)}x + 3s_1^{(O)}y,$$

$$\text{homo}_0(q_{PO}^{(P)}) = 0,$$

Applying the homogeneous conditions $\text{homo}_i(q_{PO}^{(P)}) + \text{homo}_i(q_{OP}^{(O)}) \equiv 0$ for $i = 0, 1, 2$ yields a system of 6 linear equations with 8 unknowns: $s_{2,1}^{(P)}, s_{2,2}^{(P)}, s_{2,3}^{(P)}, s_{2,1}^{(O)}, s_{2,2}^{(O)}, s_{2,3}^{(O)}, s_1^{(P)}$, and $s_1^{(O)}$. Similarly, imposing the global conformality condition $q_{QO}^{(Q)} + q_{OQ}^{(O)} \equiv 0$ provides the remaining scalar equations, leading to the following system:

$$\begin{pmatrix} 0 & 0 & 0 & 0 & 0 & 0 & 0 & 0 & -48 & 0 & 0 & 1 \\ 3 & 0 & 0 & 0 & 0 & 0 & 0 & 0 & -32 & 0 & -1 & 0 \\ 0 & -16 & 3 & 0 & 0 & 0 & 0 & 0 & 0 & 1 & 0 & 0 \\ 2 & 0 & 0 & 0 & 0 & 0 & 0 & 0 & -16 & 0 & -2 & -2 \\ 0 & -36 & 2 & 3 & 0 & 0 & 0 & 0 & 0 & 4 & 1 & 0 \\ 0 & -24 & 0 & 2 & 0 & 0 & 0 & 0 & 0 & 4 & 2 & 1 \\ 0 & 0 & 0 & 0 & -48 & 0 & 0 & 1 & 0 & 0 & 0 & 0 \\ -3 & 0 & 0 & 0 & 32 & 0 & -1 & 0 & 0 & 0 & 0 & 0 \\ 0 & -16 & -3 & 0 & 0 & 1 & 0 & 0 & 0 & 0 & 0 & 0 \\ 2 & 0 & 0 & 0 & -16 & 0 & 2 & -2 & 0 & 0 & 0 & 0 \\ 0 & 36 & 2 & -3 & 0 & -4 & 1 & 0 & 0 & 0 & 0 & 0 \\ 0 & -24 & 0 & 2 & 0 & 4 & -2 & 1 & 0 & 0 & 0 & 0 \end{pmatrix} \begin{pmatrix} s_1^{(O)} \\ s_{2,1}^{(O)} \\ s_{2,2}^{(O)} \\ s_{2,3}^{(O)} \\ s_1^{(P)} \\ s_{2,1}^{(P)} \\ s_{2,2}^{(P)} \\ s_{2,3}^{(P)} \\ s_1^{(Q)} \\ s_{2,1}^{(Q)} \\ s_{2,2}^{(Q)} \\ s_{2,3}^{(Q)} \end{pmatrix} = \begin{pmatrix} 0 \\ 0 \\ 0 \\ 0 \\ 0 \\ 0 \\ 0 \\ 0 \\ 0 \\ 0 \\ 0 \\ 0 \end{pmatrix},$$

where $s_{2,i}^{(\cdot)}$ ($i = 1, 2, 3$) stands for the three freedoms of the degree-two component for interior vertex of P , Q and O respectively.

Numerical computation yields $\text{rank}M(TE(\Delta_{YS})) = 11$. Therefore,

$$\dim S_5^2(\Delta_{YS}) = \binom{7}{2} + 5 \binom{4}{2} + 4 \cdot 3 - 11 = 52.$$

This value is strictly greater than Schumaker's lower bound of 51 [13], thereby confirming the counterexample of Yuan and Stillman [44] to the Schenck–Stiller “ $2r + 1$ ” conjecture.

5.3 Mixed polygonal partition

In this subsection, we present additional computational examples to further demonstrate the generality and flexibility of our approach. We consider a mixed polygonal partition Δ consisting of triangles and quadrilaterals, as illustrated in Figure 10. We study the spline space $S_5^3(\Delta)$ defined over this partition and compute its dimension by systematically applying Algorithm 1 as follows:

Step 1. Identify the set $TE(\Delta)$ as shown in Figure 11.

Step 2. In $S_5^3(\Delta)$, the edge cofactors are linear polynomials. Following Algorithm 1, we compute bases of $W_1[\cdot]$ and $W_2[\cdot]$ at the interior vertices C, D, F and G .

As an illustration, consider $W_1[D]$. By Corollary 3.2, this space corresponds to the degree-one homogeneous component of the (decoupled) edge cofactors at C .

These components, denoted

$$f_1(q_{DC}^{(D)}), \quad f_1(q_{DA}^{(D)}), \quad f_1(q_{DG}^{(D)}), \quad f_1(q_{DE}^{(D)})$$

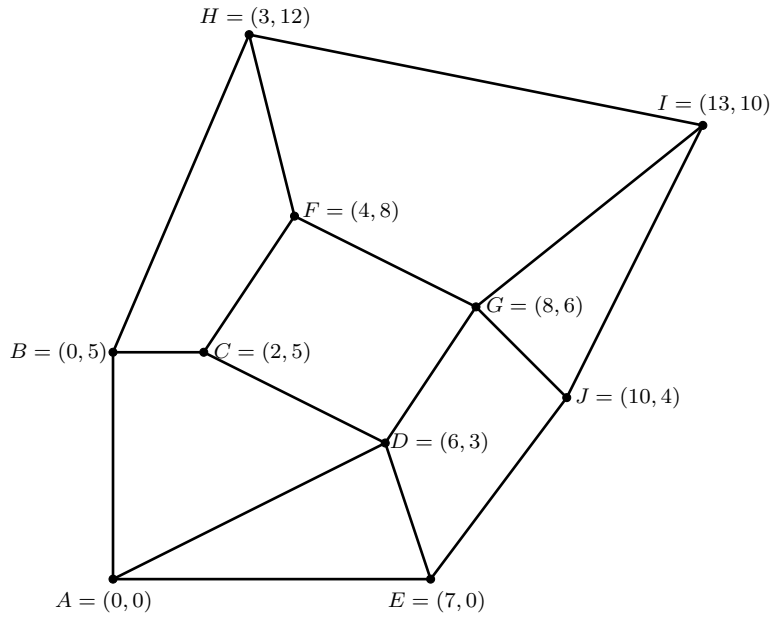


Figure 10: A mixed polygonal partition Δ consisting of triangles, quadrilaterals, and pentagons

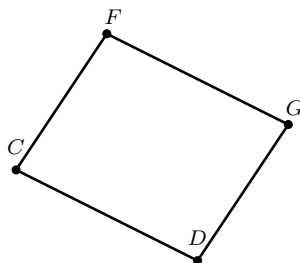


Figure 11: The TE-connected component of the mixed partition Δ shown in Figure 10.

satisfy the local conformality condition:

$$\begin{pmatrix} 1 & 0 & 1 & 0 & 1 & 0 & 1 & 0 \\ -\frac{1}{2}\binom{5}{1} & 1 & 3\binom{5}{1} & 1 & -\frac{3}{2}\binom{5}{1} & 1 & \frac{1}{2}\binom{5}{1} & 1 \\ \frac{1}{4}\binom{5}{2} & -\frac{1}{2}\binom{4}{1} & 3^2\binom{5}{2} & 3\binom{4}{1} & \frac{9}{4}\binom{5}{2} & -\frac{3}{2}\binom{4}{1} & \frac{1}{4}\binom{5}{2} & \frac{1}{2}\binom{4}{1} \\ -\frac{1}{8}\binom{5}{3} & \frac{1}{4}\binom{4}{2} & 3^3\binom{5}{3} & 3^2\binom{4}{2} & -\frac{27}{8}\binom{5}{3} & \frac{9}{4}\binom{4}{2} & \frac{1}{8}\binom{5}{3} & \frac{1}{4}\binom{4}{2} \\ \frac{1}{16}\binom{5}{4} & -\frac{1}{8}\binom{4}{3} & 3^4\binom{5}{4} & 3^3\binom{4}{3} & \frac{81}{16}\binom{5}{4} & -\frac{27}{8}\binom{4}{3} & \frac{1}{16}\binom{5}{4} & \frac{1}{8}\binom{4}{3} \\ -\frac{1}{32}\binom{5}{5} & \frac{1}{16}\binom{4}{4} & 3^5\binom{5}{5} & 3^4\binom{4}{4} & -\frac{243}{32}\binom{5}{5} & \frac{81}{16}\binom{4}{4} & \frac{1}{32}\binom{5}{5} & \frac{1}{16}\binom{4}{4} \end{pmatrix} \begin{pmatrix} c_{1,0} \\ c_{1,1} \\ c_{2,0} \\ c_{2,1} \\ c_{3,0} \\ c_{3,1} \\ c_{4,0} \\ c_{4,1} \end{pmatrix} = \begin{pmatrix} 0 \\ 0 \\ 0 \\ 0 \\ 0 \\ 0 \\ 0 \\ 0 \end{pmatrix}, \quad (5.15)$$

where

$$\begin{aligned} f_1(q_{DA}^{(D)}) &= c_{1,0} \left(-\frac{1}{2}(x-3) + y - 6 \right) + c_{1,1}(x-3), \\ f_1(q_{DE}^{(D)}) &= c_{2,0}(3(x-3) + y - 6) + c_{2,1}(x-3), \\ f_1(q_{DG}^{(D)}) &= c_{3,0} \left(-\frac{3}{2}(x-3) + y - 6 \right) + c_{3,1}(x-3), \\ f_1(q_{DC}^{(D)}) &= c_{4,0} \left(\frac{1}{2}(x-3) + y - 6 \right) + c_{4,1}(x-3). \end{aligned}$$

By solve the equation (5.15) we can get

$$\begin{aligned} f_1(q_{DA}^{(D)}) &= - \left(\frac{500 q_1}{49} + \frac{120 q_2}{49} \right) (x-6) - \left(\frac{300 q_1}{343} + \frac{212 q_2}{343} \right) \left(\frac{x}{2} - y \right), \\ f_1(q_{DE}^{(D)}) &= \left(\frac{800 q_1}{3969} + \frac{416 q_2}{3969} \right) (x-6) - \left(\frac{14272 q_1}{250047} + \frac{7744 q_2}{250047} \right) (3x + y - 21), \\ f_1(q_{DG}^{(D)}) &= - \left(\frac{1325 q_1}{729} + \frac{428 q_2}{729} \right) \left(y - \frac{3x}{2} + 6 \right) - \left(\frac{250 q_1}{81} + \frac{85 q_2}{81} \right) (x-6), \\ f_1(q_{DC}^{(D)}) &= q_1 \left(\frac{x}{2} + y - 6 \right) + q_2 (x-6). \end{aligned}$$

where q_1, q_2 are the freedom for the interior vertex D .

Bases for $W_2[D]$, and for the spaces $W_j[C], W_j[F], W_j[G]$ ($j = 1, 2$) are obtained in the same manner.

Step 3. Similarly, the global conformality conditions lead to a homogeneous linear system defined by the following matrix::

$$M(TE(\Delta_{YS})) = \begin{pmatrix} 1/2 & 1 & 0 & 0 \\ 1 & 0 & 0 & 0 \\ -6 & -6 & 0 & 0 \\ 0 & 0 & 1/2 & 1 \\ 0 & 0 & 1 & 0 \\ 0 & 0 & -10 & -8 \\ -\frac{175}{486} & -\frac{41}{243} & \frac{164}{481} & -\frac{352}{2279} \\ -\frac{1325}{729} & -\frac{428}{729} & -\frac{1256}{1256} & \frac{397}{397} \\ \frac{1850}{243} & \frac{674}{243} & \frac{1095}{110} & -\frac{856}{3713} \\ \frac{1850}{243} & \frac{674}{243} & \frac{457}{110} & -\frac{3713}{2400} \end{pmatrix}$$

Since $\text{rank}M(TE(\Delta_{\text{YS}})) = 4$. Therefore,

$$\dim S_5^2(\Delta_{\text{YS}}) = \binom{7}{2} + 6 \binom{3}{2} + 4 - 4 = 39.$$

6 Conclusion and future work

This paper establishes a unified and computationally explicit framework for determining the dimension of bivariate spline spaces $S_d^\mu(\Delta)$ over arbitrary rectilinear partitions via the smoothing cofactor method.

The primary contributions are summarized as follows. First, the dimension formula previously developed for T-meshes is extended to general rectilinear partitions through the introduction of TE -connected components. The dimension of $S_d^\mu(\Delta)$ is expressed by an explicit algebraic formula based on the rank of the associated conformality matrix $M(TE(\Delta))$. Second, a systematic algorithm (Algorithm 1) is provided to construct this matrix for any smoothness order μ , utilizing homogeneous polynomial decomposition combined with decoupled edge cofactors.

Furthermore, a new class of rectilinear partitions, termed **partitions with disjoint truncated l -edges**, is introduced. It is proven that under specific conditions, the dimension of the corresponding spline space exactly attains Schumaker’s lower bound [13].

The effectiveness and correctness of the proposed framework are validated through several classical and novel examples. These include the Morgan–Scott partition, which recovers the well-known dimension instability, and the Yuan–Stillman partition, which confirms a counterexample to the Schenck–Stiller “ $2r + 1$ ” conjecture.

By reducing dimension calculation to the rank computation of an explicitly constructible matrix, the framework remains applicable to spline spaces of any degree d and smoothness μ over arbitrary rectilinear partitions. This provides a practical and theoretically rigorous tool for spline analysis in geometric modeling, finite element methods, and isogeometric analysis. Future research will focus on extending this approach to trivariate splines and developing adaptive basis constructions derived from the established conformality constraints.

Acknowledgements

We are grateful to Assistant Professor Beihui Yuan (BIMSA) for sharing the numerical results presented in Section 4.2. This comparison served as a crucial validation of our proposed method. This work is supported by the Key Project of the National Natural Science Foundation of China (No.12494550 and No.12494555) and the Fundamental Research Funds for the Central Universities (No.WK0010000096). And the author declares that there is no conflict of interest.

References

- [1] C. De Boor and C. De Boor, A practical guide to splines. Springer New York, 1978, vol. 27.
- [2] L. Schumaker, Spline functions: basic theory. Cambridge university press, 2007.
- [3] L. N. Trefethen, Approximation Theory and Approximation Practice. Philadelphia, PA: SIAM, 2013.

- [4] E. W. Cheney and W. A. Light, A Course in Approximation Theory. Providence, RI: American Mathematical Society, 2009.
- [5] T. J. Rivlin, An introduction to the approximation of functions. Courier Corporation, 1981.
- [6] L. Piegl and W. Tiller, The NURBS Book, 2nd ed. Berlin: Springer, 1997.
- [7] J. Hoschek and D. Lasser, Fundamentals of Computer Aided Geometric Design. Wellesley, MA: A K Peters/CRC Press, 1993.
- [8] G. Farin, Curves and Surfaces for CAGD: A Practical Guide, 5th ed. San Francisco, CA: Morgan Kaufmann, 2002.
- [9] J. D. Foley, A. van Dam, S. K. Feiner, and J. F. Hughes, Computer Graphics: Principles and Practice, 2nd ed. Reading, MA: Addison-Wesley, 1996.
- [10] T. J. R. Hughes, J. A. Cottrell, and Y. Bazilevs, “Isogeometric analysis: Cad, finite elements, nurbs, exact geometry and mesh refinement,” Computer Methods in Applied Mechanics and Engineering, vol. 194, no. 39-41, pp. 4135–4195, 2005.
- [11] J. A. Cottrell, T. J. R. Hughes, and Y. Bazilevs, Isogeometric Analysis: Toward Integration of CAD and FEA. Chichester: Wiley, 2009.
- [12] M. A. Scott, R. N. Simpson, J. A. Evans, S. Lipton, J. F. Taus, D. N. Arnold, and T. J. R. Hughes, “Isogeometric boundary element analysis using unstructured T-splines,” Computer Methods in Applied Mechanics and Engineering, vol. 200, no. 5-8, pp. 957–970, 2011.
- [13] L. L. Schumaker, “On the dimension of spaces of piecewise polynomials in two variables,” in Multivariate Approximation Theory: Proceedings of the Conference held at the Mathematical Research Institute at Oberwolfach Black Forest, February 4–10, 1979. Springer, 1979, pp. 396–412.
- [14] —, “Bounds on the dimension of spaces of multivariate piecewise polynomials,” The Rocky Mountain journal of mathematics, vol. 14, no. 1, pp. 251–264, 1984.
- [15] C. Manni, “On the dimension of bivariate spline spaces over rectilinear partitions,” Approximation Theory and its Applications, vol. 7, no. 1, pp. 23–34, 1991.
- [16] J. S. Deng, Y. Y. Feng, and J. Kozak, “A note on the dimension of the bivariate spline space over the morgan–scott triangulation,” SIAM Journal on Numerical Analysis, vol. 37, no. 3, pp. 1021–1028, 2000.
- [17] C. Manni, H. Speleers et al., “Dimension of tchebycheffian spline spaces over planar T-meshes: The conformality method,” RENDICONTI DEL SEMINARIO MATEMATICO, vol. 76, no. 2, pp. 135–145, 2018.
- [18] X.-Q. Shi, “The singularity of morgan-scott triangulation,” Computer aided geometric design, vol. 8, no. 3, pp. 201–206, 1991.
- [19] P. Alfeld and L. L. Schumaker, “The dimension of bivariate spline spaces of smoothness r for degree $d \geq 4r + 1$,” Constructive Approximation, vol. 3, no. 1, pp. 189–197, 1987.

- [20] P. Alfeld, B. Piper, and L. L. Schumaker, “Minimally supported bases for spaces of bivariate piecewise polynomials of smoothness r and degree $d \geq 4r + 1$,” Computer Aided Geometric Design, vol. 4, no. 1-2, pp. 105–123, 1987.
- [21] P. Alfeld, L. L. Schumaker, and M. Sirvent, “On dimension and existence of local bases for multivariate spline spaces,” Journal of approximation theory, vol. 70, no. 2, pp. 243–264, 1992.
- [22] M. J. Lai and L. L. Schumaker, Spline functions on triangulations. Cambridge University Press, 2007, vol. 110.
- [23] J. Deng, F. Chen, and Y. Feng, “Dimensions of spline spaces over T-meshes,” Journal of Computational and Applied Mathematics, vol. 194, no. 2, pp. 267–283, 2006.
- [24] G. Nürnberger and F. Zeilfelder, “Developments in bivariate spline interpolation,” Journal of Computational and Applied Mathematics, vol. 121, no. 1-2, pp. 125–152, 2000.
- [25] R.-H. Wang, “The structural characterization and interpolation for multivariate splines,” Acta Math. Sinica, vol. 18, no. 2, pp. 91–106, 1975.
- [26] ———, Multivariate spline functions and their applications. Springer Science & Business Media, 2013, vol. 529.
- [27] C. K. Chui and R.-H. Wang, “Multivariate spline spaces,” Journal of Mathematical Analysis and Applications, vol. 94, no. 1, pp. 197–221, 1983.
- [28] C. K. Chui and R. H. Wang, “On smooth multivariate spline functions,” mathematics of computation, vol. 41, no. 163, pp. 131–142, 1983.
- [29] R.-H. Wang, “The dimension and basis of spaces of multivariate splines,” Journal of Computational and Applied Mathematics, vol. 12, pp. 163–177, 1985.
- [30] C. K. Chui and R.-H. Wang, “Spaces of bivariate cubic and quartic splines on type-1 triangulations,” Journal of mathematical analysis and applications, vol. 101, no. 2, pp. 540–554, 1984.
- [31] B. Huang and F. Chen, “On the stability of the dimensions of spline spaces with highest order of smoothness over T-meshes,” Journal of Computational and Applied Mathematics, vol. 441, p. 115681, 2024.
- [32] C. Li, R. Wang, and F. Zhang, “Improvement on the dimensions of spline spaces on T-mesh,” Journal of Information & Computational Science, vol. 3, no. 2, pp. 235–244, 2006.
- [33] X. Li and J. Deng, “On the dimension of spline spaces over T-meshes with smoothing cofactor-conformality method,” Computer Aided Geometric Design, vol. 41, pp. 76–86, 2016.
- [34] C. Zeng, F. Deng, X. Li, and J. Deng, “Dimensions of biquadratic and bicubic spline spaces over hierarchical T-meshes,” Journal of Computational and Applied Mathematics, vol. 287, pp. 162–178, 2015.

- [35] C. Zeng, M. Wu, F. Deng, and J. Deng, “Dimensions of spline spaces over non-rectangular T-meshes,” Advances in Computational Mathematics, vol. 42, no. 6, pp. 1259–1286, 2016.
- [36] C. Zeng and J. Deng, “On the dimension of trivariate spline spaces with the highest order smoothness on 3D T-meshes,” Advances in Computational Mathematics, vol. 44, no. 2, pp. 423–451, 2018.
- [37] C. Bracco, T. Lyche, C. Manni, and H. Speleers, “Tchebycheffian spline spaces over planar T-meshes: Dimension bounds and dimension instabilities,” Journal of Computational and Applied Mathematics, vol. 349, pp. 265–278, 2019.
- [38] L. J. Billera, “Homology of smooth splines: generic triangulations and a conjecture of strang,” Transactions of the american Mathematical Society, vol. 310, no. 1, pp. 325–340, 1988.
- [39] H. Schenck and M. Stillman, “Local cohomology of bivariate splines,” Journal of Pure and Applied Algebra, vol. 117, pp. 535–548, 1997.
- [40] —, “A family of ideals of minimal regularity and the hilbert series of $c^r(\delta)$,” Advances in Applied Mathematics, vol. 19, no. 2, pp. 169–182, 1997.
- [41] B. Mourrain, “On the dimension of spline spaces on planar T-meshes,” Mathematics of Computation, vol. 83, no. 286, pp. 847–871, 2014.
- [42] C. Bracco, T. Lyche, C. Manni, F. Roman, and H. Speleers, “On the dimension of tchebycheffian spline spaces over planar T-meshes,” Computer Aided Geometric Design, vol. 45, pp. 151–173, 2016.
- [43] —, “Generalized spline spaces over T-meshes: Dimension formula and locally refined generalized B-splines,” Applied Mathematics and Computation, vol. 272, pp. 187–198, 2016.
- [44] B. Yuan and M. E. Stillman, “A counter-example to the schenck-stiller “ $2r+1$ ” conjecture,” Advances in Applied Mathematics, vol. 110, pp. 33–41, 2019.
- [45] B. Yuan, “An upper bound on the first homology of spline complexes,” arXiv preprint arXiv:1907.10811, 2019.
- [46] D. Toshniwal, B. Mourrain, and T. J. Hughes, “Polynomial spline spaces of non-uniform bi-degree on T-meshes: combinatorial bounds on the dimension,” Advances in Computational Mathematics, vol. 47, pp. 1–42, 2021.
- [47] D. Toshniwal and N. Villamizar, “Dimension of polynomial splines of mixed smoothness on T-meshes,” Computer Aided Geometric Design, vol. 80, p. 101880, 2020.
- [48] D. Toshniwal and M. DiPasquale, “Counting the dimension of splines of mixed smoothness: A general recipe, and its application to planar meshes of arbitrary topologies,” Advances in Computational Mathematics, vol. 47, pp. 1–29, 2021.
- [49] D. Toshniwal and N. Villamizar, “Algebraic methods to study the dimension of super-smooth spline spaces,” Advances in Applied Mathematics, vol. 142, p. 102412, 2023.

- [50] H. Schenck, M. Stillman, and B. Yuan, “A new bound for smooth spline spaces,” Journal of Combinatorial Algebra, vol. 4, no. 4, pp. 359–367, 2020.
- [51] B. Mourrain and N. Villamizar, “Homological techniques for the analysis of the dimension of triangular spline spaces,” Journal of Symbolic Computation, vol. 50, pp. 564–577, 2013.
- [52] H. Schenck, “Algebraic methods in approximation theory,” Computer Aided Geometric Design, vol. 45, pp. 14–31, 2016.
- [53] J. Morgan and R. Scott, “The dimension of piecewise polynomials,” Unpublished manuscript, 1977.
- [54] D. Diener, “Instability in the dimension of spaces of bivariate piecewise polynomials of degree $2r$ and smoothness order r ,” SIAM journal on numerical analysis, vol. 27, no. 2, pp. 543–551, 1990.
- [55] C.-J. Li and J. Chen, “On the dimensions of bivariate spline spaces and the stability of the dimensions,” Journal of Computational and Applied Mathematics, vol. 236, no. 5, pp. 765–774, 2011.
- [56] Y. Y. Feng, J. Kozak, and M. Zhang, “On the dimension of the c^1 spline space for the morgan-scott triangulation from the blossoming approach,” SERIES IN APPROXIMATIONS AND DECOMPOSITIONS, vol. 8, pp. 71–86, 1996.
- [57] P. Alfeld, “On the dimension of multivariate piecewise polynomials,” Numerical analysis (Dundee, 1985), vol. 140, pp. 1–23, 1986.
- [58] D. Berdinsky, M. Oh, T. Kim, and B. Mourrain, “On the problem of instability in the dimension of a spline space over a T-mesh,” Computers & Graphics, vol. 36, no. 5, pp. 507–513, 2012.
- [59] C. Li and P. Wang, “The instability in the dimensions of spline spaces over T-meshes with nested T-cycles,” Numer. Math., Theory Methods Appl, vol. 12, no. 1, pp. 187–211, 2019.
- [60] Q.-J. Guo, R.-H. Wang, and C.-J. Li, “On the problem of instability in the dimensions of spline spaces over T-meshes with T-cycles,” Journal of Computational Mathematics, pp. 248–262, 2015.
- [61] T. W. Sederberg, J. Zheng, A. Bakenov, and A. Nasri, “T-splines and T-nurccs,” ACM transactions on graphics (TOG), vol. 22, no. 3, pp. 477–484, 2003.
- [62] T. W. Sederberg, D. L. Cardon, G. T. Finnigan, N. S. North, J. Zheng, and T. Lyche, “T-spline simplification and local refinement,” ACM transactions on graphics (TOG), vol. 23, no. 3, pp. 276–283, 2004.
- [63] B. Huang and F. Chen, “Dimension of bi-degree (d, d) spline spaces with the highest order of smoothness over hierarchical t-meshes,” Science China Mathematics, pp. 1–24, 2026.
- [64] —, “A preliminary study on the dimensional stability classification of polynomial spline spaces over T-meshes,” 2025. [Online]. Available: <https://arxiv.org/abs/2508.06217>

- [65] S. Zhong, B. Huang, and F. Chen, “Basis construction for polynomial spline spaces over arbitrary T-meshes,” *Computer Aided Geometric Design*, p. 102534, 2026.
- [66] M. Wu, J. Deng, and F. Chen, “Dimension of spline spaces with highest order smoothness over hierarchical T-meshes,” *Computer Aided Geometric Design*, vol. 30, no. 1, pp. 20–34, 2013.

A Appendix: Geometric Interpretation and Proof of the Consistency Condition

In this appendix, we provide a rigorous geometric proof that the algebraic consistency condition derived in the main text implies the concurrency of the characteristic lines AE , BD , and CF . We utilize the trigonometric form of Ceva’s Theorem and the Area Method.

A.1 Lemma: Trigonometric Ceva’s Theorem

Lemma A.1 (Trigonometric Form of Ceva’s Theorem) *Let A, B, C be the vertices of a triangle. Let D, E, F be points associated with sides or sectors such that lines AE , BD , and CF are well-defined. These three lines are concurrent (intersect at a single point O) if and only if:*

$$\frac{\sin \angle BAE}{\sin \angle CAE} \cdot \frac{\sin \angle CBF}{\sin \angle ABF} \cdot \frac{\sin \angle ACD}{\sin \angle BCD} = 1. \quad (1.16)$$

A.2 Proof of Concurrency

We consider the geometric configuration where D, E, F are strictly inside the triangle $\triangle ABC$, connected as shown in Figure 3. The consistency condition is given by:

$$\mathcal{C} = \underbrace{\frac{(\gamma_{DE} - \gamma_{DA})(\gamma_{DE} - \gamma_{DC})}{(\gamma_{DF} - \gamma_{DA})(\gamma_{DF} - \gamma_{DC})}}_{R_D} \cdot \underbrace{\frac{(\gamma_{EF} - \gamma_{EB})(\gamma_{EF} - \gamma_{EC})}{(\gamma_{DE} - \gamma_{EB})(\gamma_{DE} - \gamma_{EC})}}_{R_E} \cdot \underbrace{\frac{(\gamma_{FD} - \gamma_{FA})(\gamma_{FD} - \gamma_{FB})}{(\gamma_{EF} - \gamma_{FA})(\gamma_{EF} - \gamma_{FB})}}_{R_F} = 1. \quad (1.17)$$

Step 1. Transformation to Trigonometric Form.

Using the identity $\gamma_{XY} - \gamma_{XZ} \propto \sin(\theta_{XZ} - \theta_{XY})$, and observing that the cosine terms in the denominators cancel out cyclically (due to the symmetry of the edges DE, EF, FD), Eq. (1.17) transforms into a product of sine ratios:

$$\frac{\sin(DA, DE) \sin(DC, DE)}{\sin(DA, DF) \sin(DC, DF)} \cdot \frac{\sin(EB, EF) \sin(EC, EF)}{\sin(EB, ED) \sin(EC, ED)} \cdot \frac{\sin(FA, FD) \sin(FB, FD)}{\sin(FA, FE) \sin(FB, FE)} = 1. \quad (1.18)$$

Step 2. Geometric Interpretation via Area Method.

We relate the sine terms to the areas of the sub-triangles. Let S_{XYZ} denote the area of $\triangle XYZ$. Using the area formula $S_{ADE} = \frac{1}{2} DA \cdot DE \cdot \sin(DA, DE)$, we can rewrite the ratios. For instance, the term R_D (in its sine form) becomes:

$$R_D \propto \frac{S_{ADE}}{S_{ADF}} \cdot \frac{S_{CDE}}{S_{CDF}}. \quad (1.19)$$

Note that the side lengths DA, DC cancel within the fraction, and the lengths DE, DF will cancel when multiplied with the corresponding terms from R_E and R_F .

Substituting these area forms into the full product $\mathcal{C} = R_D R_E R_F = 1$:

$$\underbrace{\left(\frac{S_{ADE} \cdot S_{CDE}}{S_{ADF} \cdot S_{CDF}}\right)}_{R_D} \cdot \underbrace{\left(\frac{S_{BEF} \cdot S_{CEF}}{S_{BDE} \cdot S_{CDE}}\right)}_{R_E} \cdot \underbrace{\left(\frac{S_{ADF} \cdot S_{BDF}}{S_{AEF} \cdot S_{BEF}}\right)}_{R_F} = 1. \quad (1.20)$$

Observing this product, we see significant cancellations:

- S_{CDE} appears in the numerator of R_D and the denominator of R_E .
- S_{ADF} appears in the denominator of R_D and the numerator of R_F .
- S_{BEF} appears in the numerator of R_E and the denominator of R_F .

Taking into account the symmetry $S_{XYZ} = S_{XZY}$, the equation simplifies to a concise relation involving six specific areas:

$$\frac{S_{ADE}}{S_{AEF}} \cdot \frac{S_{BDF}}{S_{BDE}} \cdot \frac{S_{CEF}}{S_{CDF}} = 1. \quad (1.21)$$

Step 3. From Area Ratios to Concurrency.

We now interpret the geometric meaning of Eq. (1.21). Consider the first term $\frac{S_{ADE}}{S_{AEF}}$. Since $\triangle ADE$ and $\triangle AEF$ share a common base AE , their area ratio is equal to the ratio of the heights (distances) from vertices D and F to the line AE . Let $h_P(L)$ denote the perpendicular distance from point P to line L . Then:

$$\frac{S_{ADE}}{S_{AEF}} = \frac{h_D(AE)}{h_F(AE)}, \quad \frac{S_{BDF}}{S_{BDE}} = \frac{h_F(BD)}{h_E(BD)}, \quad \frac{S_{CEF}}{S_{CDF}} = \frac{h_E(CF)}{h_D(CF)}. \quad (1.22)$$

Thus, the condition becomes a constraint on the distances:

$$\frac{h_D(AE)}{h_F(AE)} \cdot \frac{h_F(BD)}{h_E(BD)} \cdot \frac{h_E(CF)}{h_D(CF)} = 1. \quad (1.23)$$

We now show that this condition implies concurrency. Assume the lines AE, BD, CF intersect at a common point O . In this case, points D and B lie on the line passing through O (line BD), so D, B, O are collinear. Similarly for E, A, O and F, C, O . Using similar triangles (or basic trigonometry at the intersection O), the ratio of distances to the transversal line AE is determined by the position of O :

$$\frac{h_D(AE)}{h_F(AE)} = \frac{OD \cdot \sin \angle DOA}{OF \cdot \sin \angle FOA}. \quad (1.24)$$

Applying this to all three terms in Eq. (1.23):

$$\text{LHS} = \left(\frac{OD \sin \angle DOA}{OF \sin \angle FOA}\right) \cdot \left(\frac{OF \sin \angle FOB}{OE \sin \angle EOB}\right) \cdot \left(\frac{OE \sin \angle EOC}{OD \sin \angle DOC}\right). \quad (1.25)$$

The segment lengths OD, OF, OE cancel out. Furthermore, since A, E, O are collinear, B, D, O are collinear, and C, F, O are collinear, the angles are vertically opposite (e.g., $\angle DOA = \angle EOB$ or $\pi - \angle EOB$). Thus, the sine terms cancel perfectly, resulting in 1.

Since the geometric derivation is reversible (assuming non-degenerate configurations), the satisfaction of the consistency condition (Eq. 1.17) implies that Eq. (1.23) holds, which is the necessary and sufficient condition for the lines AE, BD , and CF to be concurrent.