

MCSHANE–RIVIN NORM BALLS AND SIMPLE-LENGTH MULTIPLICITIES

NHAT MINH DOAN, XIAOBIN LI, AND VAN NGUYEN

ABSTRACT. We use normal-turn estimates for McShane–Rivin norm balls to prove that, for every complete finite-area hyperbolic once-punctured torus X , the number of simple closed geodesics of length exactly $L \geq 2$ is at most $C_X (\log L)^2$. For the modular torus, this gives

$$\#\lambda_M^{-1}(m) \leq C(\log \log(3m))^2$$

for every Markoff number m , improving the previous logarithmic Markoff-fiber bounds. These estimates also give new quantitative information on the local geometry of McShane–Rivin norm balls, including obstructions to infinite-order flatness at certain irrational directions.

1. INTRODUCTION

Let X be a complete finite-area hyperbolic once-punctured torus. Oriented essential non-peripheral simple closed curves on X , up to free homotopy, are naturally indexed by primitive homology classes in $H_1(X; \mathbb{Z})$. Reversing orientation sends w to $-w$, so unoriented classes are indexed by primitive homology classes modulo sign. After choosing

$$H_1(X; \mathbb{Z}) \cong \mathbb{Z}^2,$$

a primitive integer vector $w = (p, q)$ determines such a class; we denote its geodesic representative by γ_w .

The main object is the McShane–Rivin norm, a norm $\|\cdot\|_X$ on $H_1(X; \mathbb{R})$ satisfying

$$\|w\|_X = \ell_X(\gamma_w)$$

for every primitive integral class w . Using the induced identification $H_1(X; \mathbb{R}) \cong \mathbb{R}^2$, let

$$B_X = \{v \in \mathbb{R}^2 : \|v\|_X \leq 1\}.$$

Then unoriented simple closed geodesics of length L correspond to primitive lattice points on the dilated boundary $L\partial B_X$, modulo sign.

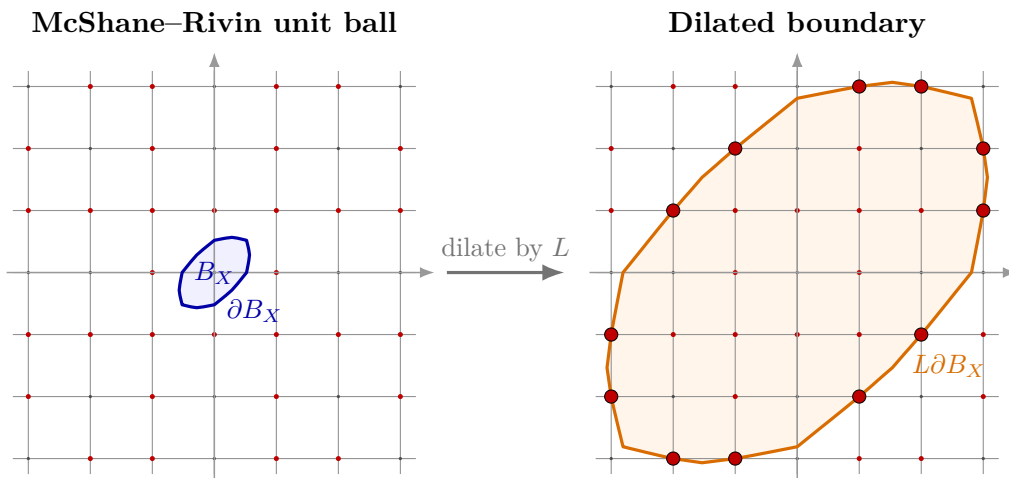


FIGURE 1. The McShane–Rivin unit ball B_X for the modular torus and the dilated boundary $L\partial B_X$, with $L = 2 \operatorname{arccosh}(15/2)$. The 12 large red primitive lattice points on $L\partial B_X$ correspond to 6 unoriented simple closed geodesics of length L .

There are two related counting problems. The cumulative problem counts simple closed geodesics up to a length bound:

$$S_X(L) = \#\{\gamma : \gamma \text{ is an unoriented simple closed geodesic and } \ell_X(\gamma) \leq L\}.$$

The McShane–Rivin norm makes the cumulative counting problem on a once-punctured torus especially concrete: $S_X(L)$ counts primitive lattice points in the dilated convex ball LB_X , modulo sign. McShane and Rivin used this viewpoint to study the growth of simple closed geodesics on hyperbolic tori [MR95a, MR95b]. For general finite-type hyperbolic surfaces, Mirzakhani proved that the number of simple closed geodesics of length at most L grows like a constant times $L^{6g-6+2n}$, using measured laminations, mapping class group dynamics, and Weil–Petersson volume computations [Mir08]. Related counting results and the geodesic-current approach were developed by Erlandsson–Souto [ES16, ES22].

This paper focuses on the corresponding boundary problem. Instead of counting lattice points inside the dilated ball LB_X , we count lattice points on its boundary:

$$\#(L\partial B_X \cap \mathbb{Z}^2).$$

Geometrically, after restricting to primitive lattice points and quotienting by sign, this boundary count gives the multiplicity function

$$m_X(L) = \#\{\gamma : \gamma \text{ is an unoriented simple closed geodesic and } \ell_X(\gamma) = L\}.$$

For context, multiplicity questions for simple closed geodesics on once-punctured tori are closely tied to the Markoff theory of the modular torus, going back in particular to Cohn [Coh55]. Schmutz Schaller [Sch96b] conjectured that the multiplicity of the simple length spectrum of any once-punctured torus is bounded above by 6; this can be viewed as a geometric generalization of the Frobenius unicity conjecture in the modular case recalled below. McShane and Parlier [MP08] studied the equal-length loci $E(\alpha, \beta)$ for pairs of distinct simple closed geodesics as hypersurfaces in Teichmüller space, proved that the simple length spectrum is Baire-generically simple, and showed that a naive one-holed-torus analogue of the Schmutz–Schaller bound fails by producing one-holed tori with at least 12 simple closed geodesics of the same length.

Main results. We first state the global counting result. From the lattice-point viewpoint, the general comparison is Jarník’s classical theorem [Jar26]: for every fixed bounded strictly convex plane curve γ , $\#(L\gamma \cap \mathbb{Z}^2) = O_\gamma(L^{2/3})$. The exponent $2/3$ is optimal for general convex curves. Gaster asked whether McShane–Rivin norm spheres satisfy a better bound [Gas22]. Our first main result answers this question in a strong form.

Theorem 1.1. *For every complete finite-area hyperbolic once-punctured torus X , there is a constant $C_X > 0$ such that*

$$\#(L\partial B_X \cap \mathbb{Z}^2) \leq C_X(\log L)^2$$

for every $L \geq 2$. Consequently,

$$m_X(L) \leq C_X(\log L)^2$$

for every $L \geq 2$.

For the modular torus, Theorem 1.1 gives a Markoff-fiber estimate. In the standard Markoff normalization, a simple closed geodesic with Markoff label m has trace $3m$, hence length

$$L_m = 2 \operatorname{arccosh} \frac{3m}{2} = 2 \log m + O(1),$$

so $\log L_m \asymp \log \log(3m)$ for $m \geq 2$.

We use the following geometric convention for the Markoff fiber: $\#\lambda_M^{-1}(m)$ counts primitive homology classes modulo sign with Markoff label m ; equivalently, it is the number of unoriented simple closed geodesics of length L_m on the modular torus. In [Gas22], Gaster defined a sector convention for Markoff fibers. Since the standard sector has six images under the finite symmetry group of the modular torus, our all-slope convention differs from his by at most a factor of 6; see [Coh55, Aig13]. Applying Theorem 1.1 with $L = L_m$ gives:

Corollary 1.2. *There is a constant $C > 0$ such that*

$$\#\lambda_M^{-1}(m) \leq C(\log \log(3m))^2$$

for every $m \geq 2$.

The conjectural benchmark for Corollary 1.2 is the Frobenius unicity conjecture [Fro13, Aig13]. It concerns positive integer solutions of the Markoff equation

$$a^2 + b^2 + c^2 = 3abc.$$

The conjecture asserts that a Markoff triple (a, b, c) with $a \leq b \leq c$ is determined by its largest entry c . By the modular-torus correspondence recalled above, this is equivalent to the expected uniform bound

$$\#\lambda_M^{-1}(m) \leq 6$$

in our geometric convention. Many arithmetic partial results toward this conjecture are known; see, for instance, [Bar96, But98, But01, Sch96a, LT07, Zha07, CC13].

Our result gives a growing upper bound, still far from the conjectural uniform bound. Nevertheless, it improves the previously known general estimates. As noted by Gaster [Gas22, Remark 1.13], Zagier’s analysis of Markoff triples [Zag82] gives a logarithmic bound

$$\#\lambda_M^{-1}(m) = O(\log m).$$

Another logarithmic bound follows from Lee–Li–Rabideau–Schiffler [LLRS23, Corollary 1.5(b)]. The error term in the McShane–Rivin cumulative counting theorem [MR95b, Gas22] gives the weaker super-logarithmic estimate

$$\#\lambda_M^{-1}(m) = O(\log m \log \log m).$$

Our result gives the much smaller estimate

$$\#\lambda_M^{-1}(m) \leq C(\log \log(m))^2.$$

In particular, the Markoff-fiber size is subpolynomial in $\log m$: for every $\epsilon > 0$,

$$\#\lambda_M^{-1}(m) = O_\epsilon((\log m)^\epsilon).$$

We now return to the geometric source of these estimates: the McShane–Rivin norm ball. McShane and Rivin described a sharp local picture: rational directions give corners with exponentially small exterior angles, whereas irrational directions are expected to be flat to infinite order [MR95b, Theorem 2.1]. Their paper gives a sketch of the argument, but, as noted in [Gas22], a complete proof of this full local statement does not seem to have appeared. Sorrentino–Veslov related this picture to Mather’s β -function and proved the corresponding differentiability at irrational directions and non-differentiability at rational directions [SV19].

The boundary geometry of the McShane–Rivin norm ball is also adjacent to the Markov-ordering problem. For context, Rabideau–Schiffler proved Aigner’s fixed-numerator ordering conjecture using continued fractions and continuant polynomials, while Lee–Li–Rabideau–Schiffler used cluster-algebra methods to prove the full set of Aigner ordering conjectures and stronger slope-monotonicity results [RS20, LLRS23]. McShane gave a hyperbolic-geometric proof of Aigner’s conjectures using convexity of the norm ball of the modular torus [McS21]. Following this viewpoint, Gaster used one-sided slopes at the corners of the norm ball to characterize sharper monotonicity ranges and to confirm conjectures of Lee–Li–Rabideau–Schiffler that refine Aigner’s conjectures [Gas22].

Our first use of this boundary geometry is global. After separating the rational boundary points of height at most H , we prove that the remaining boundary has exponentially small normal turn. This is the mechanism behind the improved lattice count: on a small-turn arc, consecutive lattice point chords have primitive directions in a narrow angular sector, and a localized Jarník argument [Jar26] gives many fewer lattice points. The only nonlocal Farey-tree input is a root-selection step: Bowditch’s sink orientation [Bow96, Bow98] shows that, for every high Farey gap, the gap side carries the larger Fricke root. The endpoint estimates then make the one-sided supporting lines of the gap arc exponentially close.

As another application, the same normal-turn tail estimate gives a quantitative version of the local picture stated by McShane–Rivin [MR95b, Theorem 2.1]. Rational directions give genuine corners with exponentially small exterior angles, while irrational directions have a unique supporting line. The remaining question is the order of flatness at an irrational direction; it is governed exactly by an exponential rational approximation rate. As a consequence, almost every irrational direction is flat to infinite order, but every open interval also contains many irrational directions with forced non-flatness.

Theorem 1.3 (Local McShane–Rivin consequences). *The boundary ∂B_X has the following local behavior.*

- *At each rational direction, ∂B_X has a genuine corner. More precisely, there are constants $c_X, C_X, \kappa_X > 0$ such that, if $w \in \mathbb{Z}^2$ is primitive and $\alpha_X(w)$ denotes the corner atom at the direction of w , then*

$$c_X e^{-C_X \text{ht}(w)} \leq \alpha_X(w) \leq C_X e^{-\kappa_X \text{ht}(w)}.$$

- *At each irrational direction, ∂B_X has a unique supporting line.*
- *Fix a smooth distance d on $\mathbb{P}^1(\mathbb{R})$. For an irrational direction β , define*

$$\Omega(\beta) = \limsup_{\bar{w} \rightarrow \beta} \frac{\log(1/d(\bar{w}, \beta))}{\text{ht}(\bar{w})},$$

where the limsup is taken over $\bar{w} \in \mathcal{P}$. Then ∂B_X is flat to infinite order at the boundary point over β if and only if

$$\Omega(\beta) = 0.$$

In particular, all irrational directions of finite Diophantine type, and Lebesgue-almost every irrational direction, are flat to infinite order. On the other hand, $\Omega(\beta) > 0$ obstructs infinite-order flatness, and $\Omega(\beta) = \infty$ obstructs even order-2 flatness. Such non-flat directions form dense G_δ subsets of every direction interval.

Organization of the paper. Section 2 collects the preliminary material used throughout the paper. It fixes the McShane–Rivin norm, the height convention, the Farey-tree notation, the Fricke trace relation, Bowditch’s sink theorem, the height-gap decomposition, and the convex-geometric language of supporting functionals and normal turn. Section 3 proves the main geometric input, namely the exponential tail estimate for the normal turn away from low-height rational directions. Section 4 combines this tail estimate with a localized Jarník-type lattice count and proves the global counting theorem. Section 5 proves the local boundary theorem. The last section is about some further generalizations and directions.

2. PRELIMINARIES

This section fixes the notation and standard inputs used throughout the paper. We first set up primitive homology classes, height, and the McShane–Rivin norm. We then recall the Farey-tree model, the Fricke trace relation, Bowditch’s sink theorem, and the height-gap decomposition. Finally, we introduce the convex-geometric notation for supporting functionals, one-sided support directions, and normal turn of the boundary of the McShane–Rivin unit ball.

Convention. Throughout the paper, we identify

$$H_1(X; \mathbb{R}) \cong \mathbb{R}^2, \quad H_1(X; \mathbb{Z}) \cong \mathbb{Z}^2$$

by a fixed integral basis. We equip \mathbb{R}^2 with the standard Euclidean inner product $\langle \cdot, \cdot \rangle$ in these coordinates. All determinants are coordinate determinants with respect to this basis. All Euclidean lengths, angles, arclengths, normal directions, and turn measures are taken with respect to this fixed Euclidean structure.

Constants denoted by C_X, c_X, κ_X , and similar symbols may change from line to line and depend only on X , after the above background choices have been fixed. Constants denoted by C are absolute.

2.1. Primitive classes, height, and the McShane–Rivin norm. With the above identification, let

$$\mathbb{Z}_{\text{prim}}^2 = \{(p, q) \in \mathbb{Z}^2 : \gcd(p, q) = 1\}$$

and let

$$\mathcal{P} = \mathbb{Z}_{\text{prim}}^2 / \{\pm 1\}.$$

For $w = (p, q) \in \mathbb{Z}^2$, define

$$\text{ht}(w) = \max\{|p|, |q|\}.$$

This also defines $\text{ht}(\bar{w})$ for $\bar{w} \in \mathcal{P}$, since w and $-w$ have the same height.

Primitive homology classes modulo sign correspond to unoriented simple closed curves, up to free homotopy, on the once-punctured torus. We denote by γ_w the closed geodesic associated to the pair $\{w, -w\}$.

We need the following theorem of McShane–Rivin [MR95b, MR95a]. It says that the hyperbolic length of a simple closed geodesic is the value of a genuine norm on homology.

Theorem 2.1 (McShane–Rivin length norm). *There is a norm*

$$\|\cdot\|_X : H_1(X; \mathbb{R}) \rightarrow \mathbb{R}_{\geq 0}$$

such that, for every $w \in \mathbb{Z}_{\text{prim}}^2$,

$$\|w\|_X = \ell_X(\gamma_w).$$

Its unit ball

$$B_X = \{v \in \mathbb{R}^2 : \|v\|_X \leq 1\}$$

is compact, centrally symmetric, and strictly convex. Equivalently,

$$\partial B_X = \{v \in \mathbb{R}^2 : \|v\|_X = 1\}$$

is a compact convex curve with no nontrivial line segment.

Remark 2.2. Strict convexity is essential for boundary lattice counting: a nontrivial boundary segment with rational endpoints would give suitable dilates containing linearly many primitive lattice points.

We shall repeatedly use the following comparison between height and the McShane–Rivin norm. Since

$$\text{ht}(v) = \|v\|_{\infty} = \max\{|v_1|, |v_2|\}$$

on \mathbb{Z}^2 , and all norms on \mathbb{R}^2 are comparable, there are constants $c_X, C_X > 0$ such that

$$c_X \text{ht}(v) \leq \|v\|_X \leq C_X \text{ht}(v) \tag{1}$$

for every $v \in \mathbb{Z}^2$.

2.2. Trace labels and the Farey tree. For $w \in \mathbb{Z}_{\text{prim}}^2$, set

$$x_w = 2 \cosh \frac{\|w\|_X}{2}.$$

Since $x_w = x_{-w}$, this gives a well-defined trace label $x_{\bar{w}}$ on each projective primitive class $\bar{w} \in \mathcal{P}$.

We use the Farey graph whose vertices are the elements of \mathcal{P} . Two vertices are joined when they have representatives $u, v \in \mathbb{Z}_{\text{prim}}^2$ with

$$|\det(u, v)| = 1.$$

Let \mathcal{T} be the trivalent tree dual to the Farey graph. Its complementary regions are naturally indexed by \mathcal{P} . We write $R_{\bar{w}}$ for the complementary region labelled by \bar{w} ; after choosing a representative $w \in \mathbb{Z}_{\text{prim}}^2$, we also write

$$R_w = R_{\bar{w}}.$$

Thus $R_w = R_{-w}$. The region R_w carries the trace label x_w .

A vertex of \mathcal{T} is incident to three complementary regions. These three region labels form a Farey triangle. An edge e of \mathcal{T} joins two vertices whose Farey triangles share two labels. More concretely, if the shared labels have representatives $u, v \in \mathbb{Z}_{\text{prim}}^2$ with $\det(u, v) = 1$, then the two

endpoints of e are incident to $\{R_u, R_v, R_{u+v}\}$ and $\{R_u, R_v, R_{u-v}\}$, respectively. We call $u+v$ and $u-v$ the two third labels across e ; their trace labels are x_{u+v} and x_{u-v} .

The following combines the Fricke trace identity with Bowditch's sink theorem for positive Fuchsian Markoff maps [Bow98].

Theorem 2.3 (Fricke identity and Bowditch sink). *The trace labels x_w have the following two properties.*

- If $u, v \in \mathbb{Z}_{\text{prim}}^2$ satisfy $\det(u, v) = 1$, then the two third trace labels across the corresponding edge of \mathcal{T} are x_{u+v} and x_{u-v} . They are the two roots of

$$Z^2 - x_u x_v Z + x_u^2 + x_v^2 = 0.$$

Equivalently,

$$x_{u+v} + x_{u-v} = x_u x_v, \quad x_{u+v} x_{u-v} = x_u^2 + x_v^2.$$

- Orient each edge of \mathcal{T} toward the endpoint whose third trace label is smaller. If the two third trace labels are equal, orient the edge both ways. Since the labels come from a positive Fuchsian once-punctured-torus representation, Bowditch's sink theorem gives a vertex

$$s_X \in \mathcal{T}$$

such that every edge incident to s_X has at least one orientation pointing toward s_X , and every edge not incident to s_X has at least one orientation pointing toward s_X along the unique path to s_X .

2.3. Farey gaps. For $H \geq 1$, define

$$\mathcal{P}_H = \{\bar{w} \in \mathcal{P} : \text{ht}(\bar{w}) \leq H\}.$$

The finite set \mathcal{P}_H cuts the circle $\mathbb{P}^1(\mathbb{R})$ into finitely many open arcs. We call these arcs height- H Farey gaps.

The next lemma records the elementary fact that the endpoints of a height- H Farey gap are Farey neighbors.

Lemma 2.4. *Let J be a height- H Farey gap. Then its endpoints have primitive representatives $u, v \in \mathbb{Z}_{\text{prim}}^2$ such that one lift of J is $\{su + tv : s > 0, t > 0\}$, and, after possibly interchanging u and v , $\det(u, v) = 1$. Moreover, the projective class of $u + v$ lies in J and satisfies $\text{ht}(u + v) > H$.*

Proof. Choose a lift of J to the circle of oriented rays, and choose primitive vectors u and v on its two endpoint rays. Choose their signs so that the lift is the cone

$$\{su + tv : s > 0, t > 0\}.$$

After interchanging u and v , assume $\det(u, v) > 0$. We show that $\det(u, v) = 1$.

Suppose $\det(u, v) > 1$. Then the lattice $\mathbb{Z}u + \mathbb{Z}v$ has index greater than 1 in \mathbb{Z}^2 . Hence the fundamental parallelogram spanned by u and v contains an integer point

$$q = au + bv$$

not belonging to $\mathbb{Z}u + \mathbb{Z}v$, with $0 \leq a, b < 1$. Since u and v are primitive, q cannot lie on either boundary ray. Replacing q by $u + v - q$ if necessary, we may assume $a + b \leq 1$. Thus q lies in the triangle with vertices $0, u, v$, and its projective class lies in the open gap J .

Let q_0 be the primitive vector in the direction of q . Then

$$\text{ht}(q_0) \leq \text{ht}(q) \leq \max\{\text{ht}(u), \text{ht}(v)\} \leq H.$$

This contradicts the definition of J , since J contains no projective primitive class of height at most H . Therefore $\det(u, v) = 1$.

Now $u + v$ is primitive, because $\det(u, u + v) = 1$. It lies in the open cone between u and v , so its projective class lies in J . Since J contains no primitive projective class of height at most H , we get $\text{ht}(u + v) > H$. \square

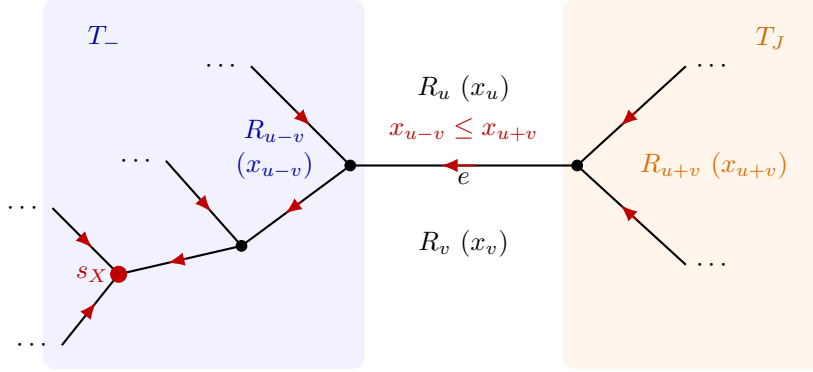


FIGURE 2. An illustration for Lemma 2.5. The edge e separates the gap side T_J , adjacent to R_{u+v} , from the sink side T_- . The arrows point toward the Bowditch sink s_X .

We next combine the Farey-neighbor property with Bowditch’s sink theorem. Let $r_1, r_2, r_3 \in \mathcal{P}$ be the three labels of the complementary regions of \mathcal{T} incident to the Bowditch sink s_X . Define

$$H_0 = \max\{\text{ht}(r_1), \text{ht}(r_2), \text{ht}(r_3)\}.$$

Lemma 2.5 (The gap side carries the larger Fricke root). *Let $H \geq H_0$, and let J be a height- H Farey gap with endpoint representatives u, v chosen as in Lemma 2.4. Let e be the edge of \mathcal{T} corresponding to the Farey pair $\{u, v\}$. Then the component of $\mathcal{T} \setminus \{e\}$ facing J is the component adjacent to the complementary region R_{u+v} , and*

$$x_{u+v} \geq x_{u-v}.$$

Proof. In this proof, a primitive vector is also used to denote its projective class. Across the edge e , the two third labels are $u + v$ and $u - v$. Let T_J be the component of $\mathcal{T} \setminus \{e\}$ facing the gap J , and let T_- be the other component.

By Lemma 2.4, the signs of u and v were chosen so that $u + v$ lies in J . Hence T_J is the component adjacent to R_{u+v} , while T_- is the component adjacent to R_{u-v} .

Since $H \geq H_0$, the three labels incident to the Bowditch sink s_X have height at most H . None of them lies in J . By the planar dual-tree picture, every vertex in T_J is incident to some region labelled by a class in J . Thus $s_X \notin T_J$, and so $s_X \in T_-$.

Therefore Bowditch’s orientation of e points toward the $u - v$ side. By the orientation rule, an edge points toward the endpoint with smaller third trace label. Hence $x_{u-v} \leq x_{u+v}$. \square

2.4. Support directions and normal turn. This subsection fixes the convex-geometric notation used later to measure the boundary of the McShane–Rivin unit ball. The definitions and lemmas in this subsection apply to the unit ball of any norm on \mathbb{R}^2 ; for convenience we write them for the McShane–Rivin norm $\|\cdot\|_X$. The material is standard; see Rockafellar [Roc70] for supporting functionals and subdifferentials, and Schneider [Sch14] for normal directions, and curvature measures of planar convex bodies.

Let B_X be the unit ball of $\|\cdot\|_X$. Recall the fixed standard Euclidean inner product $\langle \cdot, \cdot \rangle$ on \mathbb{R}^2 . We use it to identify $(\mathbb{R}^2)^* = \text{Hom}(\mathbb{R}^2, \mathbb{R})$ with \mathbb{R}^2 : for $\lambda \in (\mathbb{R}^2)^*$, let $\lambda^\# \in \mathbb{R}^2$ be the unique vector such that

$$\lambda(y) = \langle y, \lambda^\# \rangle \tag{2}$$

for every $y \in \mathbb{R}^2$. If $\lambda \neq 0$, define

$$\nu(\lambda) = \frac{\lambda^\#}{|\lambda^\#|}, \quad |\lambda^\#| = \sqrt{\langle \lambda^\#, \lambda^\# \rangle}.$$

We also write

$$|\lambda| := |\lambda^\#|$$

for the induced Euclidean norm on $(\mathbb{R}^2)^*$. Thus, when $\lambda = 1$ is a supporting line for B_X , the vector $\nu(\lambda)$ is its Euclidean outward unit normal.

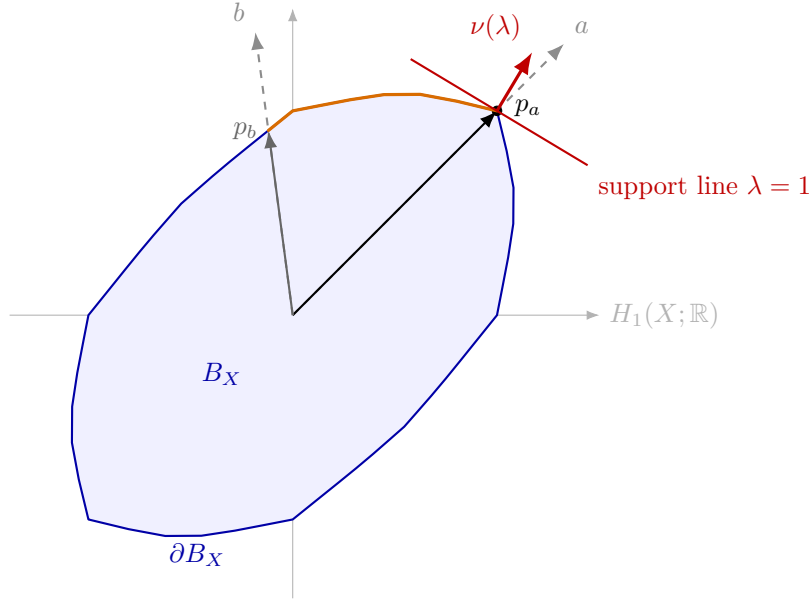


FIGURE 3. The McShane–Rivin unit ball for the modular torus. The ray $\mathbb{R}_{>0}a$ meets ∂B_X at $p_a = a/\|a\|_X$, where $\lambda = 1$ supports B_X . The red arrow is the support direction $\nu(\lambda)$, and the orange arc selects the one-sided supporting functional determined by the cone spanned by a and b .

For $a \in \mathbb{R}^2 \setminus \{0\}$, set

$$p_a = \frac{a}{\|a\|_X} \in \partial B_X.$$

Define

$$\partial_X(a) = \{\lambda \in (\mathbb{R}^2)^* : \lambda(y) \leq 1 \text{ for all } y \in B_X, \lambda(p_a) = 1\}.$$

Equivalently, $\lambda \in \partial_X(a)$ if and only if the line $\lambda = 1$ supports B_X at p_a . By homogeneity, the same set can be written as

$$\partial_X(a) = \{\lambda \in (\mathbb{R}^2)^* : \lambda(y) \leq \|y\|_X \text{ for all } y \in \mathbb{R}^2, \lambda(a) = \|a\|_X\}. \quad (3)$$

Thus $\partial_X(a)$ is the subdifferential of the convex function $\|\cdot\|_X$ at a .

We also use the normal-turn measure Turn on ∂B_X . This is the curvature measure of the planar convex curve ∂B_X , expressed through Euclidean outward normal directions. More concretely, as one traverses ∂B_X counterclockwise, Turn records the angular measure swept out by the outward normals $\nu(\lambda)$. On a smooth arc, this is the usual variation of the outward normal angle. At a corner p , the supporting directions form a nontrivial interval in S^1 , and

$$\text{Turn}(\{p\})$$

is the angular length of this interval. We call $\text{Turn}(\{p\})$ the corner atom at p . If p is not a corner, then $\text{Turn}(\{p\}) = 0$. Since the outward normal makes one full turn,

$$\text{Turn}(\partial B_X) = 2\pi.$$

Thus Turn is used throughout as a finite Borel measure on ∂B_X . In particular, it is monotone: if $E \subset F \subset \partial B_X$ are Borel sets, then $\text{Turn}(E) \leq \text{Turn}(F)$.

Lemma 2.6 (One-sided derivative of a norm). *Let $a \neq 0$ and let $b \in \mathbb{R}^2$. Then*

$$\lim_{t \downarrow 0} \frac{\|a + tb\|_X - \|a\|_X}{t} = \max_{\lambda \in \partial_X(a)} \lambda(b).$$

Moreover, if $t_j \downarrow 0$, if $\mu_j \in \partial_X(a + t_j b)$, and if $\mu_j \rightarrow \mu$, then $\mu \in \partial_X(a)$ and

$$\mu(b) = \max_{\lambda \in \partial_X(a)} \lambda(b).$$

Proof. The first formula is the standard directional-derivative formula for finite convex functions: the one-sided directional derivative is the support function of the subdifferential; see Rockafellar [Roc70, Theorem 23.4]. Applied to the finite convex function $\|\cdot\|_X$, it gives

$$\lim_{t \downarrow 0} \frac{\|a + tb\|_X - \|a\|_X}{t} = \max_{\lambda \in \partial_X(a)} \lambda(b).$$

For the final assertion, the closed-graph property of the subdifferential of a closed proper convex function gives $\mu \in \partial_X(a)$; see Rockafellar [Roc70, Theorem 24.4]. Since $\mu_j \in \partial_X(a + t_j b)$, we have

$$\|a + t_j b\|_X = \mu_j(a + t_j b) = \mu_j(a) + t_j \mu_j(b).$$

Also $\mu_j(a) \leq \|a\|_X$. Hence

$$\frac{\|a + t_j b\|_X - \|a\|_X}{t_j} \leq \mu_j(b).$$

Passing to the limit gives

$$\lim_{t \downarrow 0} \frac{\|a + tb\|_X - \|a\|_X}{t} \leq \mu(b).$$

Since $\mu \in \partial_X(a)$, the first formula gives the reverse inequality. Therefore

$$\mu(b) = \max_{\lambda \in \partial_X(a)} \lambda(b).$$

□

We now define the supporting functional selected by a second direction. Let $a, b \in \mathbb{R}^2$ be linearly independent. Define $\lambda_{a|b}$ to be the unique element of $\partial_X(a)$ such that

$$\lambda_{a|b}(b) = \max_{\lambda \in \partial_X(a)} \lambda(b). \quad (4)$$

It is unique because all elements of $\partial_X(a)$ agree on a , and if two of them also agree on b , then they agree on the basis a, b . Geometrically, if p_a is a corner, the set of supporting functionals is an interval, and $\lambda_{a|b}$ is the endpoint selected from the side of the cone spanned by a and b . By Lemma 2.6,

$$\lambda_{a|b}(b) = \lim_{t \downarrow 0} \frac{\|a + tb\|_X - \|a\|_X}{t}. \quad (5)$$

For linearly independent $a, b \in \mathbb{R}^2$, define the open cone arc

$$\partial B_X^\circ(a, b) = \left\{ \frac{sa + tb}{\|sa + tb\|_X} : s > 0, t > 0 \right\} \subset \partial B_X.$$

Its endpoint support directions are taken in the one-sided sense: namely $\nu(\lambda_{a|b})$ at p_a and $\nu(\lambda_{b|a})$ at p_b . Thus $\text{Turn}(\partial B_X^\circ(a, b))$ means the normal turn swept along this open arc, with endpoint corner atoms omitted.

The next elementary estimate converts differences of supporting functionals into angular differences of Euclidean normal directions. Its only input is that all supporting functionals lie on the compact dual unit circle.

Lemma 2.7 (Functional distance and angular distance). *There are constants $c_X > 0$ and $K_X > 0$ such that the following holds. If $\lambda \in \partial_X(a)$ and $\mu \in \partial_X(b)$ for some $a, b \neq 0$, and if θ is the smaller angle between $\nu(\lambda)$ and $\nu(\mu)$, then*

$$c_X |\det(\lambda^\sharp, \mu^\sharp)| \leq \theta \leq K_X |\lambda - \mu|.$$

Proof. Let $\|\cdot\|_{X,*}$ be the dual norm of $\|\cdot\|_X$, defined by

$$\|\eta\|_{X,*} := \sup_{\|y\|_X \leq 1} |\eta(y)|.$$

If η supports B_X at $p \in \partial B_X$, then, with our normalization, $\eta(y) \leq 1$ for all $y \in B_X$ and $\eta(p) = 1$. Since $B_X = -B_X$, this implies $|\eta(y)| \leq 1$ on B_X , so $\|\eta\|_{X,*} \leq 1$; the equality $\eta(p) = 1$ gives the reverse inequality. Hence $\|\eta\|_{X,*} = 1$. Thus all supporting functionals lie on the dual unit sphere.

This sphere is compact and does not contain 0. Hence there are constants $0 < \kappa_X \leq C_X$ such that

$$\kappa_X \leq |\eta| \leq C_X \quad (6)$$

for every supporting functional η .

For supporting functionals λ and μ , we have

$$|\nu(\lambda) - \nu(\mu)| = \left| \frac{\lambda^\sharp}{|\lambda^\sharp|} - \frac{\mu^\sharp}{|\mu^\sharp|} \right| \leq \frac{|\lambda^\sharp - \mu^\sharp|}{|\lambda^\sharp|} + \frac{||\mu^\sharp| - |\lambda^\sharp||}{|\lambda^\sharp|} \leq \frac{2}{\kappa_X} |\lambda - \mu|.$$

If θ is the smaller angle between two unit vectors u and w , then $|u - w| = 2 \sin(\theta/2)$, hence $\theta \leq (\pi/2)|u - w|$. Applying this to $u = \nu(\lambda)$ and $w = \nu(\mu)$ gives

$$\theta \leq \frac{\pi}{\kappa_X} |\lambda - \mu| = K_X |\lambda - \mu|.$$

For the lower bound, use

$$|\det(\nu(\lambda), \nu(\mu))| = \frac{|\det(\lambda^\sharp, \mu^\sharp)|}{|\lambda^\sharp| |\mu^\sharp|}.$$

By (6), the denominator is at most C_X^2 . Hence

$$\sin \theta = |\det(\nu(\lambda), \nu(\mu))| \geq C_X^{-2} |\det(\lambda^\sharp, \mu^\sharp)|.$$

Since $\theta \geq \sin \theta$ for $0 \leq \theta \leq \pi$, after changing the constant we obtain

$$\theta \geq c_X |\det(\lambda^\sharp, \mu^\sharp)|.$$

□

3. ENDPOINT ESTIMATES AND THE EXPONENTIAL NORMAL-TURN TAIL

We prove the main normal-turn estimate in three steps. First, the Fricke recurrence gives an endpoint estimate for the one-sided supporting lines of a Farey gap. Second, this estimate shows that one high Farey gap carries very little normal turn. Finally, summing over all height- H gaps gives the exponential tail estimate.

Proposition 3.1 (Endpoint support estimate). *There is a constant $C_X > 0$ such that, whenever $u, v \in \mathbb{Z}_{\text{prim}}^2$ satisfy $\det(u, v) = 1$ and $x_{u+v} \geq x_{u-v}$, we have*

$$|\lambda_{u|v}(v) - \|v\|_X| + |\lambda_{v|u}(u) - \|u\|_X| \leq C_X e^{-\|u\|_X - \|v\|_X}.$$

Proof. Set

$$a = \frac{\|u\|_X}{2}, \quad b = \frac{\|v\|_X}{2}, \quad x = x_u = e^a + e^{-a}, \quad y = x_v = e^b + e^{-b},$$

and put

$$z = x_{u+v}, \quad z' = x_{u-v}.$$

Then $z \geq z'$, and the Fricke identity (Theorem 2.3) gives

$$z + z' = xy, \quad zz' = x^2 + y^2.$$

Since simple closed geodesic lengths on X are bounded below, $a, b \geq \eta_X > 0$.

Define

$$A = \frac{z - ye^{-a}}{e^a - e^{-a}}, \quad B = \frac{z - xe^{-b}}{e^b - e^{-b}}.$$

We claim that

$$|2 \log A - 2b| + |2 \log B - 2a| \leq C_X e^{-2a-2b}.$$

It is enough to prove the estimate for A . Since $z + z' = xy$ and $z \geq z'$, we have $z \geq xy/2$, hence

$$z - ye^{-a} \geq \frac{y}{2}(e^a - e^{-a}) > 0.$$

Thus $A > 0$. A direct calculation gives

$$(e^{a-b} + e^{b-a} - z)(e^{a-b} + e^{b-a} - z') = 4.$$

Moreover,

$$\frac{xy}{2} - e^{a-b} - e^{b-a} = \frac{1}{2}e^{a+b}(1 - e^{-2a})(1 - e^{-2b}) \geq c_X e^{a+b}.$$

Since $z \geq xy/2$, it follows that

$$z - e^{a-b} - e^{b-a} \geq c_X e^{a+b},$$

and therefore

$$0 < z' - e^{a-b} - e^{b-a} \leq C_X e^{-a-b}.$$

Using $z + z' = xy$, we get

$$e^b - A = \frac{z' - e^{a-b} - e^{b-a}}{e^a - e^{-a}},$$

so

$$0 < 1 - Ae^{-b} \leq C_X e^{-2a-2b}.$$

For $a + b$ large, this gives $Ae^{-b} \geq 1/2$, and hence

$$|2 \log A - 2b| = 2|\log(Ae^{-b})| \leq 4|1 - Ae^{-b}| \leq C_X e^{-2a-2b}.$$

On the remaining bounded range $a, b \geq \eta_X$, the positivity of A and compactness allow us to enlarge C_X and keep the same estimate. The estimate for B follows by interchanging u and v .

Now apply the Fricke recurrence along the ray $nu + v$:

$$x_{(n+1)u+v} + x_{(n-1)u+v} = xx_{nu+v}.$$

Solving it with initial values $x_v = y$ and $x_{u+v} = z$ gives

$$x_{nu+v} = Ae^{na} + O_{u,v}(e^{-na}).$$

Since $A > 0$,

$$\|nu + v\|_X = 2 \operatorname{arccosh} \frac{x_{nu+v}}{2} = 2na + 2 \log A + o(1).$$

By homogeneity and (5),

$$\lambda_{u|v}(v) = \lim_{n \rightarrow \infty} (\|nu + v\|_X - n\|u\|_X) = 2 \log A. \quad (7)$$

Hence

$$|\lambda_{u|v}(v) - \|v\|_X| = |2 \log A - 2b| \leq C_X e^{-2a-2b} = C_X e^{-\|u\|_X - \|v\|_X}.$$

Similarly, the recurrence along $u + nv$ gives $\lambda_{v|u}(u) = 2 \log B$, and therefore

$$|\lambda_{v|u}(u) - \|u\|_X| = |2 \log B - 2a| \leq C_X e^{-2a-2b} = C_X e^{-\|u\|_X - \|v\|_X}.$$

□

We now pass from endpoint estimates to normal turn over one Farey gap. Let J be a height- H Farey gap, and choose endpoint representatives u, v as in Lemma 2.4. Define

$$\partial B_X^+(J) = \left\{ \frac{su + tv}{\|su + tv\|_X} : s > 0, t > 0 \right\}, \quad \text{and} \quad \partial B_X^-(J) = -\partial B_X^+(J).$$

Set

$$\operatorname{Turn}(J) = \operatorname{Turn}(\partial B_X^+(J)) + \operatorname{Turn}(\partial B_X^-(J)).$$

Endpoint corner atoms at the rays through $u, v, -u$, and $-v$ are omitted; corner atoms in the interiors of the two gap arcs are included.

Proposition 3.2 (Turn of one Farey gap). *There are constants $C_X > 0$, $\kappa_X > 0$, and $H_X \geq 1$ such that the following holds. Let $H \geq H_X$, and let J be a height- H Farey gap with endpoints u, v chosen as in Lemma 2.4. Then*

$$\operatorname{Turn}(J) \leq C_X H e^{-\kappa_X \operatorname{ht}(u+v)}.$$

Proof. Choose $H_X \geq H_0$, where H_0 is as in Lemma 2.5. Then Lemma 2.5 gives $x_{u+v} \geq x_{u-v}$. We enlarge H_X later if necessary. Since $\lambda_{u|v} \in \partial_X(u)$ and $\lambda_{v|u} \in \partial_X(v)$, we have

$$\lambda_{u|v}(u) = \|u\|_X, \quad \lambda_{v|u}(v) = \|v\|_X.$$

Thus Proposition 3.1 gives

$$|\lambda_{u|v}(u) - \lambda_{v|u}(u)| + |\lambda_{u|v}(v) - \lambda_{v|u}(v)| \leq C_X e^{-\|u\|_X - \|v\|_X}.$$

Let $u^*, v^* \in (\mathbb{R}^2)^*$ be the dual basis to u, v , so

$$u^*(u) = 1, \quad u^*(v) = 0, \quad v^*(u) = 0, \quad v^*(v) = 1.$$

Since $\det(u, v) = 1$ and $\text{ht}(u), \text{ht}(v) \leq H$, the coordinates of u^* and v^* are bounded by CH . Writing $\eta = \lambda_{u|v} - \lambda_{v|u}$, we have the expansion

$$\eta = \eta(u)u^* + \eta(v)v^*.$$

Hence the previous estimate gives

$$|\lambda_{u|v} - \lambda_{v|u}| \leq CH(|\eta(u)| + |\eta(v)|) \leq C_X H e^{-\|u\|_X - \|v\|_X}.$$

By Lemma 2.7, the smaller angle between $\nu(\lambda_{u|v})$ and $\nu(\lambda_{v|u})$ is at most

$$C_X H e^{-\|u\|_X - \|v\|_X}.$$

By the triangle inequality and (1),

$$\|u\|_X + \|v\|_X \geq \|u + v\|_X \geq \kappa_X \text{ht}(u + v) \geq \kappa_X H.$$

Thus, after increasing H_X if necessary, the angle is less than 1 for all $H \geq H_X$. The one-sided endpoint support directions of $\partial B_X^+(J)$ are exactly $\nu(\lambda_{u|v})$ and $\nu(\lambda_{v|u})$. Along a connected convex boundary arc, the outward normals sweep one of the two circular intervals between these endpoint directions. These intervals have lengths θ and $2\pi - \theta$, where θ is the smaller angle. The antipodal arc $\partial B_X^-(J)$ has the same turn as $\partial B_X^+(J)$; hence each has turn at most π . Since $\theta < 1 < \pi$, the turn of $\partial B_X^+(J)$ must be the smaller interval, namely θ . Therefore

$$\text{Turn}(J) \leq C_X H e^{-\|u\|_X - \|v\|_X} \leq C_X H e^{-\kappa_X \text{ht}(u+v)}.$$

□

Summing the one-gap estimate gives the global tail bound.

Theorem 3.3 (Exponential tail turn). *There are constants $C_X > 0$ and $\kappa_X > 0$ such that, for every $H \geq 1$,*

$$\text{Turn} \left(\partial B_X \setminus \left\{ \pm \frac{w}{\|w\|_X} : \bar{w} \in \mathcal{P}_H \right\} \right) \leq C_X e^{-\kappa_X H}.$$

Proof. By Proposition 3.2, there is a cutoff H_X such that the one-gap estimate holds for all $H \geq H_X$. For $1 \leq H < H_X$, the trivial bound $\text{Turn}(\partial B_X) = 2\pi$ is absorbed into the constant. Hence we may assume $H \geq H_X$.

Since \mathcal{P}_H is represented by primitive vectors in $[-H, H]^2 \cap \mathbb{Z}^2$, we have $\#\mathcal{P}_H = O(H^2)$. Thus $\mathbb{P}^1(\mathbb{R}) \setminus \mathcal{P}_H$ has $O(H^2)$ height- H Farey gaps. For each gap J , choose endpoint representatives u, v as in Lemma 2.4. Then $\text{ht}(u + v) > H$, and Proposition 3.2 gives

$$\text{Turn}(J) \leq C_X H e^{-\kappa_X \text{ht}(u+v)} \leq C_X H e^{-\kappa_X H}.$$

Summing over all height- H gaps gives

$$\text{Turn} \left(\partial B_X \setminus \left\{ \pm \frac{w}{\|w\|_X} : \bar{w} \in \mathcal{P}_H \right\} \right) \leq C_X H^3 e^{-\kappa_X H}.$$

Choose $\kappa'_X = \frac{\kappa_X}{2}$. Then, for every $H \geq 1$,

$$H^3 e^{-\kappa_X H} = \left(H^3 e^{-\kappa'_X H} \right) e^{-\kappa'_X H} \leq \left(\frac{3}{e\kappa'_X} \right)^3 e^{-\kappa'_X H}.$$

Thus the factor H^3 can be absorbed by weakening the exponential rate. After enlarging C_X and relabeling κ'_X as κ_X , we get the claimed estimate. □

Remark 3.4. This exponential scale is sharp up to the value of the exponent. Indeed, choose $w_H \in \mathbb{Z}_{\text{prim}}^2$ with $H < \text{ht}(w_H) \leq H + 1$. Since the corner atoms at $\pm w_H / \|w_H\|_X$ remain in the tail, Proposition 5.1 gives

$$\text{Turn} \left(\partial B_X \setminus \left\{ \pm \frac{u}{\|u\|_X} : \bar{u} \in \mathcal{P}_H \right\} \right) \geq 2 \text{Turn}(w_H / \|w_H\|_X) \geq c_X e^{-C_X H}.$$

Thus the tail cannot decay faster than exponentially in this formulation. The precise exponent is not used later.

4. LATTICE COUNTING AND PROOF OF THE GLOBAL MULTIPLICITY BOUND

We now convert the exponential normal-turn estimate into a lattice-point bound. The key input is a localized version of Jarník’s chord-counting argument [Jar26]. In Jarník’s global estimate, the angular range of chord directions is bounded by an absolute constant and is absorbed into the implied constant. Here we keep this angular range: if the outward normal directions along a convex arc A sweep only a small sector, then the tangent directions, and hence the primitive chord directions between consecutive lattice points, also lie in a small sector. Since short primitive lattice directions are sparse in such a sector, many lattice points force many long chords. This gives the extra factor $\text{Turn}(A)^{1/3}$ in the localized estimate below. We also use the standard monotonicity of normal directions along convex curves [Sch14].

Lemma 4.1 (Lattice points on a small-turn arc). *Let A be a connected arc of Euclidean arclength $\text{Len}(A) \leq R$ in the boundary of a strictly convex plane body. Assume that $\text{Turn}(A) \leq \theta$, where $0 \leq \theta \leq 2\pi$. Then there is a universal constant $C > 0$ such that*

$$\#(A \cap \mathbb{Z}^2) \leq C \left(R^{2/3} \theta^{1/3} + 1 \right).$$

Proof. The proof has three steps: a sector count for primitive directions, its application to consecutive chords on a convex graph arc, and a reduction of a general convex arc to graph arcs, where the piecewise estimates are combined by Hölder’s inequality.

Step 1: We first count primitive lattice directions in a fixed angular sector. Let I be an angular sector of length θ , and let $r \geq 1$. Split I into subintervals I_1, \dots, I_s , where $s \leq 4$ and $|I_j| \leq \pi/2$. Let M_j be the number of oriented primitive directions in I_j represented by vectors of Euclidean norm at most r .

Fix j , and list these directions as primitive vectors z_1, \dots, z_{M_j} in angular order. If $M_j \leq 1$, then $M_j \leq |I_j| r^2 + 1$. Otherwise, for consecutive directions, put $\phi_i = \angle(z_i, z_{i+1})$. Since z_i and z_{i+1} are distinct primitive lattice directions,

$$1 \leq |\det(z_i, z_{i+1})| = |z_i| |z_{i+1}| \sin \phi_i \leq r^2 \phi_i.$$

Thus $\phi_i \geq r^{-2}$ for every i . Since the first and last primitive directions need not lie at the endpoints of I_j ,

$$|I_j| \geq \sum_{i=1}^{M_j-1} \phi_i \geq (M_j - 1) r^{-2}.$$

Therefore, if M is the total number of such directions in I , then

$$M \leq \sum_{j=1}^s M_j \leq r^2 \sum_{j=1}^s |I_j| + s \leq \theta r^2 + 4 \leq C_0 (\theta r^2 + 1). \quad (8)$$

Step 2: We next prove the estimate in the case where, after a rotation of coordinates, A is the graph of a convex function on an interval. Let P_0, \dots, P_N be the $N + 1$ lattice points on A , listed along the arc. If $N \leq 2$, there is nothing to prove. For $0 \leq i < N$, write

$$P_{i+1} - P_i = t_i d_i,$$

where $t_i \in \mathbb{Z}_{\geq 1}$ and $d_i \in \mathbb{Z}^2$ is primitive. Thus d_i is the primitive lattice direction of the chord $P_i P_{i+1}$. Set $\theta_A = \text{Turn}(A)$. In the graph case, the one-sided tangent directions are monotone and hence lie in an angular sector of length θ_A , since tangent and normal directions differ by a fixed rotation. By convexity, every chord direction lies between the corresponding endpoint

tangent directions. Hence all d_i lie in an angular sector of length at most θ_A . Strict convexity implies that the directions d_i are distinct. Moreover,

$$\sum_{i=0}^{N-1} |d_i| \leq \sum_{i=0}^{N-1} |P_{i+1} - P_i| \leq R. \quad (9)$$

Assume $\theta_A > 0$; the case $\theta_A = 0$ is immediate. Choose

$$r = \left(\frac{N}{4C_0\theta_A} \right)^{1/2}.$$

If $r < 1$ or $N < 4C_0$, then N is universally bounded. Thus we may assume $r \geq 1$ and $N \geq 4C_0$. Let M be the number of indices i such that $|d_i| \leq r$. Since the directions d_i are distinct and all lie in an angular sector of length at most θ_A , the sector count in (8) gives

$$M \leq C_0(\theta_A r^2 + 1).$$

By the choice of r ,

$$C_0(\theta_A r^2 + 1) = C_0 \left(\frac{N}{4C_0} + 1 \right) = \frac{N}{4} + C_0 \leq \frac{N}{2},$$

where the last inequality uses $N \geq 4C_0$. Thus at most $N/2$ of the vectors d_i have length at most r . Consequently at least $N/2$ of the N vectors d_i satisfy $|d_i| > r$. Therefore, from (9),

$$R \geq \sum_{i=0}^{N-1} |d_i| \geq \frac{N}{2}r.$$

Hence, for the graph case, we obtain

$$\#(A \cap \mathbb{Z}^2) = N + 1 \leq \frac{2R}{r} + 1 \leq C(R^{2/3}\theta^{1/3} + 1).$$

Step 3: We reduce the general case to the graph case. Orient the arc A . By the monotonicity of outward normal directions along a convex curve, the outward normals swept along A form a circular interval of length $\text{Turn}(A) \leq \theta$. Split this swept normal interval into at most four angular sectors of length at most $\pi/2$, and cut A into the corresponding connected subarcs A_j . At each cut point, we include the point in both adjacent subarcs. This can double-count only the cut points themselves, and since the number of cuts is universally bounded, it changes the lattice count by only a universal additive constant.

Set

$$R_j = \text{Len}(A_j), \quad \theta_j = \text{Turn}(A_j).$$

Since cutting can only discard endpoint corner atoms, we have

$$\sum_j R_j \leq R, \quad \sum_j \theta_j \leq \text{Turn}(A) \leq \theta.$$

On each A_j , the outward normal directions lie in an angular sector of length at most $\pi/2$; hence the one-sided tangent directions also lie in such a sector, since tangent and normal directions differ by a fixed rotation. After rotating coordinates, A_j is therefore the graph of a convex function on an interval. Applying the graph case to each A_j and summing gives

$$\#(A \cap \mathbb{Z}^2) \leq C \sum_j \left(R_j^{2/3} \theta_j^{1/3} + 1 \right).$$

By Hölder's inequality,

$$\sum_j R_j^{2/3} \theta_j^{1/3} \leq \left(\sum_j R_j \right)^{2/3} \left(\sum_j \theta_j \right)^{1/3} \leq R^{2/3} \theta^{1/3}.$$

Since the number of subarcs is at most four, this proves the lemma. \square

Proof of Theorem 1.1. Let $\kappa_X > 0$ be the constant from Theorem 3.3. Fix $R \geq 2$, and let $H \geq 1$ be an integer to be chosen later. We separate the rational boundary points of height at most H . These points may carry corner atoms, while the remaining boundary has exponentially small normal turn by Theorem 3.3. This is exactly where the localized Jarník estimate, Lemma 4.1, improves the count.

Set

$$P_H = \left\{ \pm \frac{w}{\|w\|_X} : \bar{w} \in \mathcal{P}_H \right\} \subset \partial B_X.$$

Since P_H is indexed, up to a factor of 2, by primitive vectors in $[-H, H]^2 \cap \mathbb{Z}^2$, we have

$$\#P_H \leq CH^2.$$

The dilation map $p \mapsto Rp$ is a bijection from P_H onto RP_H . Hence

$$\#(RP_H \cap \mathbb{Z}^2) \leq \#(RP_H) = \#P_H \leq CH^2. \quad (10)$$

Let A_1, \dots, A_m be the connected components of $\partial B_X \setminus P_H$. Since $\#P_H \leq CH^2$, we have

$$m \leq CH^2.$$

For each j , set

$$R_j = \text{Len}(RA_j), \quad \theta_j = \text{Turn}(A_j),$$

where endpoint atoms are not counted. By Theorem 3.3,

$$\sum_{j=1}^m \theta_j \leq C_X e^{-\kappa_X H}. \quad (11)$$

The dilation $x \mapsto Rx$ multiplies Euclidean arclength by R and preserves outward normal directions. Hence

$$R_j = \text{Len}(RA_j) = R \text{Len}(A_j), \quad \text{Turn}(RA_j) = \text{Turn}(A_j) = \theta_j.$$

Since P_H is finite, it has zero arclength, and hence

$$\sum_{j=1}^m R_j = R \sum_{j=1}^m \text{Len}(A_j) = R \text{Len}(\partial B_X) \leq C_X R. \quad (12)$$

Applying Lemma 4.1 to the arcs RA_j and summing gives

$$\#(R(\partial B_X \setminus P_H) \cap \mathbb{Z}^2) \leq C \sum_{j=1}^m R_j^{2/3} \theta_j^{1/3} + Cm.$$

By Hölder's inequality,

$$\sum_{j=1}^m R_j^{2/3} \theta_j^{1/3} \leq \left(\sum_{j=1}^m R_j \right)^{2/3} \left(\sum_{j=1}^m \theta_j \right)^{1/3}.$$

Using (11), (12), and $m \leq CH^2$, we obtain

$$\#(R(\partial B_X \setminus P_H) \cap \mathbb{Z}^2) \leq C_X R^{2/3} e^{-\kappa_X H/3} + CH^2.$$

Together with (10), this gives

$$\#(R\partial B_X \cap \mathbb{Z}^2) \leq C_X R^{2/3} e^{-\kappa_X H/3} + 2CH^2.$$

We now choose H so that the exponential term is bounded, namely

$$H = \left\lceil \frac{2}{\kappa_X} \log R \right\rceil.$$

Then $R^{2/3} e^{-\kappa_X H/3} \leq 1$, and $H \leq C_X \log R$, and hence

$$\#(R\partial B_X \cap \mathbb{Z}^2) \leq C_X (\log R)^2.$$

Taking $R = L$, every primitive vector w with $\|w\|_X = L$ lies on $L\partial B_X$. Since w and $-w$ represent the same unoriented simple closed geodesic,

$$m_X(L) = \frac{1}{2} \#(L\partial B_X \cap \mathbb{Z}_{\text{prim}}^2) \leq \frac{1}{2} \#(L\partial B_X \cap \mathbb{Z}^2) \leq C_X (\log L)^2. \quad (13)$$

□

Remark 4.2 (The active-gap obstruction). For $H \geq 1$, let $\mathcal{A}_H(L)$ be the set of height- H Farey gaps that contain a projective primitive class \bar{w} with $\|w\|_X = L$. Then the proof above gives the sharper estimate

$$m_X(L) \leq C_X L^{2/3} e^{-\kappa_X H/3} + C_X \# \mathcal{A}_H(L) + C_X \#\{\bar{u} \in \mathcal{P}_H : \|u\|_X = L\}.$$

Indeed, the last term counts the level- L classes of height at most H . All remaining level- L classes lie in active height- H gaps. Hence the additive $+1$ in Lemma 4.1 is charged only to those gaps, while the $R^{2/3}\theta^{1/3}$ terms are summed as before using the tail-turn estimate.

By the upper bound in the norm comparison (1), there is $\eta_X > 0$ such that, if $H \leq \eta_X L$, then every $\bar{u} \in \mathcal{P}_H$ satisfies $\|u\|_X < L$. Under this condition, the last term vanishes. Taking $H = \lceil A \log L \rceil$ with any fixed $A > 2/\kappa_X$, the first term is bounded independently of L , and the condition $H \leq \eta_X L$ holds for all sufficiently large L . After enlarging C_X to absorb the remaining bounded range of L , we obtain

$$m_X(L) \leq C_X \left(1 + \#\mathcal{A}_{\lceil A \log L \rceil}(L)\right).$$

Thus, within this approach, the remaining loss is the crude estimate

$$\#\mathcal{A}_H(L) \leq CH^2,$$

which uses only the number of height- H gaps. Any improvement below $(\log L)^2$ therefore requires a sparsity statement for active gaps at a fixed length level. For instance, a bound of the form

$$\#\mathcal{A}_H(L) \leq C_X H$$

for all H and L would imply

$$m_X(L) \leq C_X \log L,$$

while a uniform bound for $\#\mathcal{A}_H(L)$ would give a uniform multiplicity bound for the fixed surface X . Such a sparsity statement would have to use the Fricke–Markoff recursion inside the low-height part of the Farey tree, rather than a sharper universal lattice-counting estimate for convex curves.

5. LOCAL REGULARITY CONSEQUENCES

In this section we prove Theorem 1.3. The main input is the exponential turn estimate from the previous section: rational directions of large height contribute only very small total bending to ∂B_X . We use this to understand the local shape of ∂B_X . The idea is as follows.

At a rational direction w , the boundary has a corner. The turn estimate gives an exponential upper bound for the corner angle in terms of $\text{ht}(w)$, while a direct Fricke fan computation gives an exponential lower bound. Thus every rational direction is a genuine corner, and the corner angle decays exponentially with the height.

At an irrational direction β , small neighborhoods avoid all rational directions of bounded height. The turn estimate then forces the supporting line at β to be unique. We then study how flat the boundary is in local graph coordinates. The answer is governed by $\Omega(\beta)$, which measures how quickly rational directions approach β : if $\Omega(\beta) = 0$, the boundary is flat to infinite order; if $\Omega(\beta) > 0$, it is not flat to infinite order; and if $\Omega(\beta) = \infty$, it is not flat even to order 2. We end by showing that almost every irrational direction is flat to infinite order, but every open interval also contains many irrational directions with forced non-flatness.

For $w \in \mathbb{Z}_{\text{prim}}^2$, let

$$\alpha_X(w) := \text{Turn} \left(\left\{ \frac{w}{\|w\|_X} \right\} \right).$$

This is the corner atom, equivalently the exterior angle, at the rational direction w .

Proposition 5.1 (Rational corner atoms). *There are constants $c_X, C_X, \kappa_X > 0$ such that, for every $w \in \mathbb{Z}_{\text{prim}}^2$,*

$$c_X e^{-C_X \text{ht}(w)} \leq \alpha_X(w) \leq C_X e^{-\kappa_X \text{ht}(w)}.$$

In particular, ∂B_X has a genuine corner at every rational direction.

Proof. We first prove the lower bound. Choose $u \in \mathbb{Z}_{\text{prim}}^2$ with $\det(w, u) = 1$, and set

$$L = \|w\|_X, \quad r = e^{L/2}.$$

Let $\lambda := \lambda_{w|u}$ and $\mu := \lambda_{w|-u}$ be the two one-sided supporting functionals at w selected by the two sides u and $-u$. As in the fan computation in the proof of Proposition 3.1, especially (7), solving the Fricke recurrence along the two rays $nw + u$ and $nw - u$ gives

$$\lambda(u) = 2 \log A_+, \quad \mu(u) = -2 \log A_-,$$

where

$$A_+ = \frac{x_{w+u} - r^{-1}x_u}{r - r^{-1}}, \quad A_- = \frac{x_{w-u} - r^{-1}x_u}{r - r^{-1}}.$$

The Fricke identities (Theorem 2.3)

$$x_{w+u} + x_{w-u} = x_w x_u, \quad x_{w+u} x_{w-u} = x_w^2 + x_u^2$$

give

$$A_+ A_- = \frac{(x_{w+u} - r^{-1}x_u)(x_{w-u} - r^{-1}x_u)}{(r - r^{-1})^2} = \frac{x_w^2}{(r - r^{-1})^2} = \coth^2 \frac{L}{2}.$$

Hence

$$\lambda(u) - \mu(u) = 2 \log A_+ + 2 \log A_- = 4 \log \coth \frac{L}{2}. \quad (14)$$

With respect to the fixed standard Euclidean structure, for any functionals λ, μ and any basis w, u of \mathbb{R}^2 ,

$$\det \begin{pmatrix} \lambda(w) & \lambda(u) \\ \mu(w) & \mu(u) \end{pmatrix} = \det(\lambda^\#, \mu^\#) \det(w, u).$$

Since $\det(w, u) = 1$, the two determinants are equal. Moreover, $\lambda, \mu \in \partial_X(w)$ implies $\lambda(w) = \mu(w) = L$. Therefore, using (14),

$$|\det(\lambda^\#, \mu^\#)| = \left| \det \begin{pmatrix} \lambda(w) & \lambda(u) \\ \mu(w) & \mu(u) \end{pmatrix} \right| = L |\lambda(u) - \mu(u)| = 4L \log \coth \frac{L}{2}.$$

By definition in (4), $\lambda = \lambda_{w|u}$ and $\mu = \lambda_{w|-u}$ are the two supporting functionals in $\partial_X(w)$ with maximal and minimal value on u , respectively. Hence they give the two endpoint normal directions at p_w . Therefore the angle between $\nu(\lambda)$ and $\nu(\mu)$ is the corner atom $\alpha_X(w)$. By Lemma 2.7 and the determinant computation above,

$$\alpha_X(w) \geq c_X L \log \coth \frac{L}{2}.$$

Since primitive X -lengths are bounded below, we have $L \log \coth(L/2) \geq c_X e^{-L}$. Together with $L = \|w\|_X \leq C_X \text{ht}(w)$, this gives

$$\alpha_X(w) \geq c_X e^{-C_X \text{ht}(w)}.$$

We now prove the upper bound. Let $h = \text{ht}(w)$. If $h \geq 2$, apply Theorem 3.3 with $H = h - 1$. Since $p_w = w/\|w\|_X$ is not one of the rational boundary points of height at most H , monotonicity of Turn gives

$$\alpha_X(w) \leq \text{Turn} \left(\partial B_X \setminus \left\{ \pm \frac{u}{\|u\|_X} : \bar{u} \in \mathcal{P}_H \right\} \right) \leq C_X e^{-\kappa_X (h-1)}.$$

After changing the constant,

$$\alpha_X(w) \leq C_X e^{-\kappa_X h}.$$

The finitely many classes with $h = 1$ are absorbed into the same constant. \square

Proposition 5.2 (Irrational differentiability). *At every irrational direction, ∂B_X has a unique supporting line.*

Proof. Let β be an irrational direction, and let p_β be the corresponding point of ∂B_X . Let C_X, κ_X be the constants from Theorem 3.3. Fix $\epsilon > 0$. Since $C_X e^{-\kappa_X H} \rightarrow 0$, choose an integer $H \geq 1$ such that

$$C_X e^{-\kappa_X H} < \epsilon.$$

There are only finitely many rational directions of height at most H . Since β is irrational, there is a projective interval I containing β and containing none of them. Let $\Gamma_I \subset \partial B_X$ be the boundary arc lying over I . Then Γ_I is contained in the height- H tail, so Theorem 3.3 gives

$$\text{Turn}(\Gamma_I) \leq C_X e^{-\kappa_X H} < \epsilon.$$

Thus the outward normal directions have arbitrarily small diameter in arbitrarily small neighborhoods of p_β . Hence the normal cone at p_β is a single point, so ∂B_X has a unique supporting line at p_β . \square

We use the following graph notion of flatness, following McShane–Rivin [MR95b].

Definition 5.1 (Graph flatness). *Let $p \in \partial B_X$ be a point with a unique supporting line. Choose Euclidean coordinates centered at p such that the supporting line is $y = 0$ and B_X lies locally in $y \geq 0$. Write*

$$\partial B_X : \quad y = f(x), \quad f(0) = 0.$$

For $N > 0$, we say that ∂B_X is flat to order N at p if

$$f(x) = O(|x|^N) \quad \text{as } x \rightarrow 0.$$

We say that ∂B_X is flat to infinite order at p if it is flat to order N for every $N > 0$.

We now record the local consequences in terms of rational approximation by Farey directions. This is the analogue, for the projective height on \mathcal{P} , of the usual Diophantine comparison between approximation quality and denominator size.

Fix a smooth metric $d_{\mathbb{P}^1}$ on $\mathbb{P}^1(\mathbb{R})$. For an irrational direction β , define

$$H_\beta(\rho) = \min\{\text{ht}(\bar{w}) : \bar{w} \in \mathcal{P}, d_{\mathbb{P}^1}(\bar{w}, \beta) < \rho\}$$

and

$$\Omega(\beta) = \limsup_{\bar{w} \rightarrow \beta} \frac{\log(1/d_{\mathbb{P}^1}(\bar{w}, \beta))}{\text{ht}(\bar{w})}, \quad (15)$$

where the limsup is taken over rational projective classes $\bar{w} \in \mathcal{P}$. Thus $H_\beta(\rho)$ is the first height at which a rational direction enters the ρ -neighborhood of β , while $\Omega(\beta)$ measures whether such approximations occur at exponential scale in the height. The value of $\Omega(\beta)$ is independent of the smooth metric, since any two smooth metrics on $\mathbb{P}^1(\mathbb{R})$ are bi-Lipschitz equivalent.

Proposition 5.3 (Irrational flatness dichotomy). *Let β be an irrational direction, and let $p_\beta \in \partial B_X$ be the boundary point over β .*

- If $\Omega(\beta) = 0$, then ∂B_X is flat to infinite order at p_β . In particular, this holds whenever β has finite Diophantine type, meaning that there are constants $c_\beta > 0$ and $\tau_\beta > 0$ such that

$$d_{\mathbb{P}^1}(\bar{w}, \beta) \geq c_\beta \text{ht}(\bar{w})^{-\tau_\beta}$$

for every $\bar{w} \in \mathcal{P}$.

- If $\Omega(\beta) > 0$, then ∂B_X is not flat to infinite order at p_β .
- If $\Omega(\beta) = \infty$, then ∂B_X is not flat even to order 2 at p_β .

Proof. By Proposition 5.2, ∂B_X has a unique supporting line at p_β . Choose graph coordinates at p_β as in Definition 5.1; thus $p_\beta = (0, 0)$, the supporting line is $y = 0$, and near p_β the boundary is written as

$$y = f(x), \quad f(0) = 0.$$

Let $\pi : \partial B_X \rightarrow \mathbb{P}^1(\mathbb{R})$ be the radial projection. Since $p_\beta \neq 0$, the map π is smooth near p_β . Its restriction to the local boundary arc has nonzero derivative at p_β : the supporting line at p_β is not radial, because it supports B_X and does not pass through the origin. Hence, after shrinking

the graph chart, π is bi-Lipschitz with respect to the graph coordinate. Thus there are constants $c_\beta, C_\beta > 0$ such that, for all sufficiently small $|x|$,

$$c_\beta|x| \leq d_{\mathbb{P}^1}(\pi(x, f(x)), \beta) \leq C_\beta|x|. \quad (16)$$

Assume first that $\Omega(\beta) = 0$. Then

$$\frac{H_\beta(\rho)}{\log(1/\rho)} \rightarrow \infty \quad \text{as } \rho \rightarrow 0. \quad (17)$$

Indeed, otherwise there would be $\rho_j \rightarrow 0$ and $M > 0$ such that $H_\beta(\rho_j) \leq M \log(1/\rho_j)$. Choosing \bar{w}_j realizing $H_\beta(\rho_j)$ would give $\bar{w}_j \rightarrow \beta$ and

$$\frac{\log(1/d_{\mathbb{P}^1}(\bar{w}_j, \beta))}{\text{ht}(\bar{w}_j)} \geq \frac{1}{M},$$

contradicting $\Omega(\beta) = 0$.

Let $\Gamma_\rho \subset \partial B_X$ be the boundary arc around p_β over the projective ρ -neighborhood of $\beta \in (\mathbb{P}^1(\mathbb{R}), d_{\mathbb{P}^1})$. By definition of $H_\beta(\rho)$, this interval contains no rational direction of height at most $H_\beta(\rho) - 1$. For small ρ , Theorem 3.3, applied with $H = H_\beta(\rho) - 1$, gives

$$\text{Turn}(\Gamma_\rho) \leq C_X e^{-\kappa_X H_\beta(\rho)} \quad (18)$$

after increasing C_X . By (17), for every $N > 0$ there is $\rho_{\beta, N} > 0$ such that, for all $0 < \rho < \rho_{\beta, N}$,

$$H_\beta(\rho) \geq \frac{N}{\kappa_X} \log \frac{1}{\rho}.$$

Combining this with (18), we get

$$\text{Turn}(\Gamma_\rho) \leq C_X \rho^N$$

for $0 < \rho < \rho_{\beta, N}$.

By (16), every point $(u, f(u))$ on the boundary arc from $(0, 0)$ to $(x, f(x))$ satisfies

$$d_{\mathbb{P}^1}(\pi(u, f(u)), \beta) \leq C_\beta|u| \leq C_\beta|x|.$$

Thus this boundary arc is contained in $\Gamma_{C_\beta|x|}$. Taking $\rho = C_\beta|x|$ above and using monotonicity of Turn, we get: for every $N > 0$, there are constants $C_{X, \beta, N} > 0$ and $\delta_{\beta, N} > 0$ such that

$$\text{Turn}(\text{the boundary arc from } (0, 0) \text{ to } (x, f(x))) \leq C_{X, \beta, N}|x|^N$$

whenever $|x| < \delta_{\beta, N}$.

The turn of this arc bounds the variation of tangent direction. Since the tangent direction at p_β is horizontal, every one-sided tangent slope on the arc from $(0, 0)$ to $(x, f(x))$ has absolute value at most $C_{X, \beta, N}|x|^N$. For a convex graph, the slope of a chord lies between the one-sided tangent slopes on the corresponding arc. Hence

$$\left| \frac{f(x)}{x} \right| \leq C_{X, \beta, N}|x|^N.$$

Since $f(x) \geq 0$, we obtain

$$0 \leq f(x) \leq C_{X, \beta, N}|x|^{N+1}.$$

As N is arbitrary, Definition 5.1 implies that ∂B_X is flat to infinite order at p_β .

If β has finite Diophantine type, then

$$\log \frac{1}{d_{\mathbb{P}^1}(\bar{w}, \beta)} \leq C_\beta + \tau_\beta \log \text{ht}(\bar{w}) = o(\text{ht}(\bar{w})).$$

Thus $\Omega(\beta) = 0$, and the first part applies.

Now assume $\Omega(\beta) > 0$. Choose A with $0 < A < \Omega(\beta)$. Then, from (15), there are rational classes $\bar{w}_k \rightarrow \beta$ such that

$$d_{\mathbb{P}^1}(\bar{w}_k, \beta) \leq e^{-A \text{ht}(\bar{w}_k)}.$$

Choose primitive representatives w_k of \bar{w}_k . After passing to a subsequence, assume that \bar{w}_k approaches β from one side. Let $q_k \in \partial B_X$ be the boundary point over \bar{w}_k , and let s_k be its horizontal coordinate in the graph chart. By (16),

$$|s_k| \leq c_\beta^{-1} d_{\mathbb{P}^1}(\bar{w}_k, \beta) \leq C_\beta e^{-A \text{ht}(\bar{w}_k)}. \quad (19)$$

Move from q_k to the side away from p_β by setting

$$t_k = s_k + \text{sgn}(s_k) \frac{|s_k|}{2}. \quad (20)$$

Let θ_k^- and θ_k^+ be the left and right one-sided tangent angles at q_k , measured from the horizontal supporting line at p_β . Since the graph is convex, tangent angles are monotone. The corner atom is the jump

$$\theta_k^+ - \theta_k^- = \alpha_X(w_k).$$

If $s_k > 0$, then $0 \leq \theta_k^- \leq \theta_k^+$, so $\theta_k^+ \geq \alpha_X(w_k)$. If $s_k < 0$, then $\theta_k^- \leq \theta_k^+ \leq 0$, so $|\theta_k^-| \geq \alpha_X(w_k)$. Thus the one-sided tangent angle on the side of q_k away from p_β has absolute value at least $\alpha_X(w_k)$. In the small graph chart, slope and tangent angle are comparable; hence the corresponding one-sided slope has absolute value at least $c_{X,\beta} \alpha_X(w_k)$.

By monotonicity of one-sided slopes for convex functions, moving from q_k to t_k on the side away from p_β increases the graph height by at least this outer slope bound times the horizontal distance. Since $|t_k - s_k| = |s_k|/2$ and $f(s_k) \geq 0$, after changing the constant we obtain

$$f(t_k) \geq c_{X,\beta} \alpha_X(w_k) |s_k|.$$

Using (20), Proposition 5.1, and (19), for every integer $n \geq 2$,

$$\frac{f(t_k)}{|t_k|^n} \geq c_{X,\beta,n} \alpha_X(w_k) |s_k|^{1-n} \geq c_{X,\beta,n} e^{(A(n-1)-C_X) \text{ht}(\bar{w}_k)}.$$

Choose n so that $A(n-1) > C_X$. Then the last expression tends to infinity, so ∂B_X is not flat to infinite order at p_β .

If $\Omega(\beta) = \infty$, the same argument applies with $A = A_k \rightarrow \infty$. Taking $n = 2$ gives

$$\frac{f(t_k)}{|t_k|^2} \geq c_{X,\beta} e^{(A_k - C_X) \text{ht}(\bar{w}_k)} \rightarrow \infty.$$

Thus ∂B_X is not flat to order 2. □

Proposition 5.4 (Full-measure irrational flatness). *For Lebesgue-almost every direction $\beta \in \mathbb{P}^1(\mathbb{R})$, one has*

$$\Omega(\beta) = 0.$$

Consequently, ∂B_X is flat to infinite order at almost every irrational direction.

Proof. Let Leb denote Lebesgue measure on \mathbb{P}^1 . Fix $\epsilon > 0$ and set

$$E_\epsilon = \left\{ \beta \in \mathbb{P}^1 : d_{\mathbb{P}^1}(\bar{w}, \beta) < e^{-\epsilon \text{ht}(\bar{w})} \text{ for infinitely many } \bar{w} \in \mathcal{P} \right\}.$$

For $h \geq 1$, set

$$A_h = \left\{ \beta \in \mathbb{P}^1 : d_{\mathbb{P}^1}(\bar{w}, \beta) < e^{-\epsilon h} \text{ for some } \bar{w} \in \mathcal{P} \text{ with } \text{ht}(\bar{w}) = h \right\}.$$

Then

$$E_\epsilon = \limsup_{h \rightarrow \infty} A_h = \bigcap_{N=1}^{\infty} \bigcup_{h \geq N} A_h.$$

Indeed, membership in this limsup means being hit by the exponentially shrinking neighborhoods for infinitely many heights (see Figure 4). Since each fixed height contains only finitely many projective primitive classes, this is equivalent to being hit for infinitely many primitive directions.

For each height h , there are $O(h)$ projective primitive classes, since they come from primitive lattice points on the boundary of the square $\max\{|p|, |q|\} = h$. Each corresponding neighborhood has length $O(e^{-\epsilon h})$. Hence

$$\sum_{h=1}^{\infty} \text{Leb}(A_h) \leq C \sum_{h=1}^{\infty} h e^{-\epsilon h} < \infty.$$

By the Borel–Cantelli lemma [Dur19, Section 2.3], almost every direction lies in only finitely many of the sets A_h . Therefore

$$\text{Leb}(E_\epsilon) = 0.$$

If $\Omega(\beta) > 0$, choose an integer $m \geq 1$ such that $1/m < \Omega(\beta)$. Then $\beta \in E_{1/m}$. Thus

$$\{\beta : \Omega(\beta) > 0\} \subset \bigcup_{m=1}^{\infty} E_{1/m}.$$

The right-hand side is a countable union of measure-zero sets. Hence $\Omega(\beta) = 0$ for almost every direction β . The flatness conclusion then follows from Proposition 5.3. \square

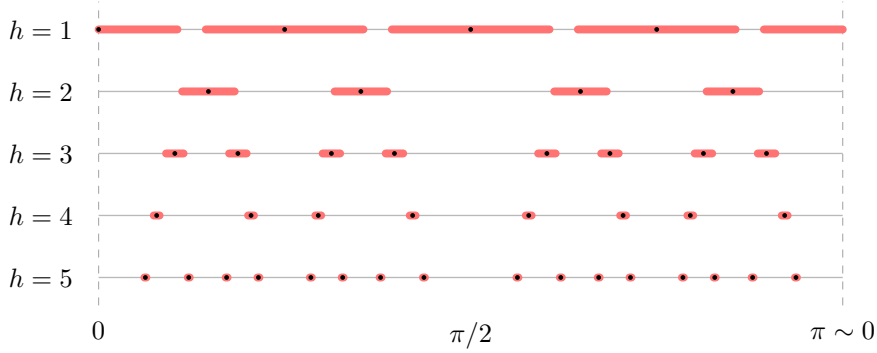


FIGURE 4. The row h shows the set A_h of exponentially small neighborhoods of primitive directions of height h . Since the total length is summable, Borel–Cantelli implies that almost every direction is hit only finitely often.

Proposition 5.5. *Let $\beta \in (0, 1) \setminus \mathbb{Q}$ have continued fraction expansion*

$$\beta = [0; a_1, a_2, \dots],$$

and let p_j/q_j be its convergents. For $A > 0$, define

$$\mathcal{N}_A = \left\{ \beta \in (0, 1) \setminus \mathbb{Q} : q_{j+1}(\beta) \geq e^{Aq_j(\beta)} \text{ for infinitely many } j \right\}.$$

Then \mathcal{N}_A is a dense G_δ subset of $(0, 1)$, and every $\beta \in \mathcal{N}_A$ satisfies $\Omega(\beta) \geq A$. Consequently, every open interval contains uncountably many irrational directions at which ∂B_X is not flat to infinite order.

Similarly, the set

$$\mathcal{N}_\infty = \left\{ \beta \in (0, 1) \setminus \mathbb{Q} : q_{j+1}(\beta) \geq e^{jq_j(\beta)} \text{ for infinitely many } j \right\}$$

is a dense G_δ subset of $(0, 1)$, and every $\beta \in \mathcal{N}_\infty$ satisfies $\Omega(\beta) = \infty$. Consequently, every open interval contains uncountably many irrational directions at which ∂B_X is not flat even to order 2.

Proof. Write $q_{-1} = 0$ and $q_0 = 1$. For

$$\beta = [0; a_1, a_2, \dots],$$

let $p_j/q_j = [0; a_1, \dots, a_j]$ be the j th convergent. We use the standard continued fraction estimates

$$q_{j+1} = a_{j+1}q_j + q_{j-1}, \quad \left| \beta - \frac{p_j}{q_j} \right| \leq \frac{1}{q_j q_{j+1}},$$

see Khinchin [KHi97].

For a finite string b_1, \dots, b_k of positive integers, let $r_i/s_i = [0; b_1, \dots, b_i]$. Define $I(b_1, \dots, b_k)$ to be the open interval with endpoints

$$\frac{r_k}{s_k} \quad \text{and} \quad \frac{r_k + r_{k-1}}{s_k + s_{k-1}}.$$

The irrational points of $I(b_1, \dots, b_k)$ are exactly the numbers whose continued fraction begins with

$$[0; b_1, \dots, b_k, \dots].$$

Moreover, if $J \subset (0, 1)$ is a nonempty open interval, then J contains some $I(b_1, \dots, b_k)$. Indeed, choose an irrational $\beta \in J$ and take b_1, \dots, b_k to be the first k partial quotients of β . As $k \rightarrow \infty$, the endpoints of $I(b_1, \dots, b_k)$ converge to β , so $I(b_1, \dots, b_k) \subset J$ for all sufficiently large k .

For $N \geq 1$, define

$$\mathcal{V}_{A,N} = \bigcup_{j \geq N} \bigcup_{\substack{b_1, \dots, b_{j+1} \geq 1 \\ s_{j+1} \geq e^{As_j}}} I(b_1, \dots, b_{j+1}),$$

where s_i is the denominator of $[0; b_1, \dots, b_i]$. The condition $s_{j+1} \geq e^{As_j}$ depends only on the finite string b_1, \dots, b_{j+1} , since

$$s_{j+1} = b_{j+1}s_j + s_{j-1}.$$

Hence $\mathcal{V}_{A,N}$ is a union of open intervals $I(b_1, \dots, b_{j+1})$, and therefore is open in $(0, 1)$.

We claim that $\mathcal{V}_{A,N}$ is dense. Let $J \subset (0, 1)$ be a nonempty open interval. By the preceding paragraph, choose $I(b_1, \dots, b_k) \subset J$. Choose $j \geq \max\{N, k\}$ and extend the string arbitrarily to b_1, \dots, b_j . Then s_j and s_{j-1} are fixed. Since

$$s_{j+1} = b_{j+1}s_j + s_{j-1},$$

we can choose b_{j+1} so large that

$$s_{j+1} \geq e^{As_j}.$$

Then

$$I(b_1, \dots, b_j, b_{j+1}) \subset J \cap \mathcal{V}_{A,N}.$$

Thus every nonempty open interval J meets $\mathcal{V}_{A,N}$, so $\mathcal{V}_{A,N}$ is dense.

Let

$$I_{\text{irr}} = (0, 1) \setminus \mathbb{Q}.$$

This is a dense G_δ subset of $(0, 1)$. By construction,

$$\mathcal{N}_A = I_{\text{irr}} \cap \bigcap_{N=1}^{\infty} \mathcal{V}_{A,N}.$$

Since each $\mathcal{V}_{A,N}$ is open and dense, \mathcal{N}_A is a dense G_δ subset of $(0, 1)$.

Now let $\beta \in \mathcal{N}_A$. Then there are infinitely many j such that

$$q_{j+1} \geq e^{Aq_j}.$$

For these j ,

$$\left| \beta - \frac{p_j}{q_j} \right| \leq \frac{1}{q_j q_{j+1}} \leq q_j^{-1} e^{-Aq_j}.$$

In the slope interval $(0, 1)$, the projective distance is bounded by a fixed constant times the slope distance. Hence

$$d_{\mathbb{P}^1} \left(\frac{p_j}{q_j}, \beta \right) \leq C q_j^{-1} e^{-Aq_j}.$$

For all sufficiently large such j , we have $C q_j^{-1} \leq 1$. Therefore

$$d_{\mathbb{P}^1} \left(\frac{p_j}{q_j}, \beta \right) \leq e^{-Aq_j}.$$

Since $\text{ht}(q_j, p_j) = q_j$ for directions in $(0, 1)$, by (15), this implies

$$\Omega(\beta) \geq A.$$

Proposition 5.3 gives failure of infinite-order flatness at β .

The proof for \mathcal{N}_∞ is the same, with the condition $q_{j+1} \geq e^{jq_j}$. If $\beta \in \mathcal{N}_\infty$, then for infinitely many j ,

$$d_{\mathbb{P}^1} \left(\frac{p_j}{q_j}, \beta \right) \leq Cq_j^{-1}e^{-jq_j}.$$

Given any $A > 0$, the right-hand side is at most e^{-Aq_j} for all sufficiently large such j . Hence

$$\Omega(\beta) = \infty.$$

Proposition 5.3 gives failure of flatness to order 2. □

6. FURTHER DIRECTIONS AND GENERALIZATIONS

We have focused on once-punctured tori to keep the normal-turn argument transparent, but the method should apply more broadly. In particular, our results extend to hyperbolic one-holed tori. If the boundary length is b , the trace surface becomes

$$x^2 + y^2 + z^2 - xyz = 2 - 2 \cosh(b/2),$$

while the Vieta flip $x_{u+v} + x_{u-v} = x_u x_v$ is unchanged. After replacing the endpoint-support estimate by its shifted version, the exponential tail-turn estimate, the polylogarithmic multiplicity bound, and the local flatness criterion all remain valid.

A parallel extension is to generalized Markoff systems. Gyoda–Matsushita [GM23] studied

$$x^2 + y^2 + z^2 + k_1 yz + k_2 zx + k_3 xy = (3 + k_1 + k_2 + k_3)xyz,$$

which contains the symmetric k -Markoff equation when $k_1 = k_2 = k_3 = k$. Related generalized Markoff numbers and orderings were studied by Banaian–Sen and Banaian [BS24, Ban25]. For these generalized Markoff systems, the McShane–Rivin picture has a colored shifted analogue, and the normal-turn method gives the same polylogarithmic fiber bounds and local flatness picture.

A deeper direction is to move beyond the torus. For higher-complexity hyperbolic surfaces, simple closed curves are not parametrized by a two-dimensional lattice. The natural replacement is the length ball

$$\{\lambda \in \mathcal{ML}(S) : \ell_X(\lambda) \leq 1\}$$

in measured-lamination space, together with the integral multicurve lattice and Thurston measure. This is the setting of Mirzakhani’s counting theorem and the geodesic-current approach of Erlandsson–Souto [Mir08, ES16, ES22]. An analogue of the normal-turn decomposition in this higher-dimensional setting could lead to multiplicity bounds, but new ideas are needed because the Farey-tree structure used here is special to punctured and one-holed tori.

ACKNOWLEDGEMENTS

We thank Ser Peow Tan, Dídac Martínez-Granado, and Quang Khai Nguyen for fruitful discussions. We also thank the organizers of Quantum Topology and Hyperbolic Geometry in Phu Quoc, Vietnam, and Teichmüller Theory and Related Topics in Hefei, China, where the authors first met and discussed this work. The first-named author is grateful to the China Exchange Program (JC202512007F) for supporting his visit to the second author at Southwest Jiaotong University, Chengdu, China, and to the members of the Department of Mathematics there for their warm hospitality. The first-named author was partially supported by the Singapore National Research Foundation (NRF) under grant E-146-00-0029-01.

REFERENCES

- [Aig13] Martin Aigner. *Markov's Theorem and 100 Years of the Uniqueness Conjecture: A Mathematical Journey from Irrational Numbers to Perfect Matchings*. Springer, Cham, 2013.
- [Ban25] Esther Banaian. Orderings on k -Markov numbers, 2025. arXiv:2512.04026v2.
- [Bar96] Arthur Baragar. On the unicity conjecture for Markoff numbers. *Canadian Mathematical Bulletin*, 39(1):3–9, 1996.
- [Bow96] B. H. Bowditch. A proof of McShane's identity via Markoff triples. *Bulletin of the London Mathematical Society*, 28(1):73–78, 1996.
- [Bow98] B. H. Bowditch. Markoff triples and quasifuchsian groups. *Proceedings of the London Mathematical Society*, 77(3):697–736, 1998.
- [BS24] Esther Banaian and Archan Sen. A generalization of Markov numbers. *The Ramanujan Journal*, 63(4):1021–1055, 2024.
- [But98] J. O. Button. The uniqueness of the prime Markoff numbers. *Journal of the London Mathematical Society*, 58(1):9–17, 1998.
- [But01] J. O. Button. Markoff numbers, principal ideals and continued fraction expansions. *Journal of Number Theory*, 87(1):77–95, 2001.
- [CC13] Feng-Juan Chen and Yong-Gao Chen. On the Frobenius conjecture for Markoff numbers. *Journal of Number Theory*, 133(7):2363–2373, 2013.
- [Coh55] Harvey Cohn. Approach to Markoff's minimal forms through modular functions. *Annals of Mathematics*, 61(1):1–12, 1955.
- [Dur19] Rick Durrett. *Probability: Theory and Examples*. Cambridge University Press, Cambridge, fifth edition, 2019.
- [ES16] Viveka Erlandsson and Juan Souto. Counting curves in hyperbolic surfaces. *Geometric and Functional Analysis*, 26(3):729–777, 2016.
- [ES22] Viveka Erlandsson and Juan Souto. *Mirzakhani's Curve Counting and Geodesic Currents*, volume 345 of *Progress in Mathematics*. Birkhäuser, Cham, 2022.
- [Fro13] Georg Frobenius. Über die Markoffschen Zahlen. *Sitzungsberichte der Königlich Preussischen Akademie der Wissenschaften zu Berlin*, pages 458–487, 1913.
- [Gas22] Jonah Gaster. Boundary slopes for the Markov ordering on relatively prime pairs. *Advances in Mathematics*, 403:108377, 2022.
- [GM23] Yasuaki Gyoda and Kodai Matsushita. Generalization of Markov Diophantine Equation via Generalized Cluster Algebra. *The Electronic Journal of Combinatorics*, 30(4):Paper No. 4.10, 2023.
- [Jar26] Vojtěch Jarník. Über die gitterpunkte auf konvexen kurven. *Mathematische Zeitschrift*, 24:500–518, 1926.
- [Khi97] Aleksandr Yakovlevich Khinchin. *Continued Fractions*. Dover Publications, Mineola, NY, 1997.
- [LLRS23] Kyungyong Lee, Li Li, Michelle Rabideau, and Ralf Schiffler. On the ordering of the Markov numbers. *Advances in Applied Mathematics*, 143:102453, 2023.
- [LT07] Mong Lung Lang and Ser Peow Tan. A simple proof of the Markoff conjecture for prime powers. *Geometriae Dedicata*, 129:15–22, 2007.
- [McS21] Greg McShane. Convexity and Aigner's conjectures. arXiv:2101.03316, 2021.
- [Mir08] Maryam Mirzakhani. Growth of the number of simple closed geodesics on hyperbolic surfaces. *Annals of Mathematics*, 168(1):97–125, 2008.
- [MP08] Greg McShane and Hugo Parlier. Multiplicities of simple closed geodesics and hypersurfaces in Teichmüller space. *Geometry & Topology*, 12(4):1883–1919, 2008.
- [MR95a] Greg McShane and Igor Rivin. A norm on homology of surfaces and counting simple geodesics. *International Mathematics Research Notices*, 1995(2):61–69, 1995.
- [MR95b] Greg McShane and Igor Rivin. Simple curves on hyperbolic tori. *Comptes Rendus de l'Académie des Sciences, Série I, Mathématique*, 320(12):1523–1528, 1995.
- [Roc70] R. Tyrrell Rockafellar. *Convex Analysis*, volume 28 of *Princeton Mathematical Series*. Princeton University Press, Princeton, NJ, 1970.
- [RS20] Michelle Rabideau and Ralf Schiffler. Continued fractions and orderings on the Markov numbers. *Advances in Mathematics*, 370:107231, 2020.
- [Sch96a] Paul Schmutz. Systoles of arithmetic surfaces and the Markoff spectrum. *Mathematische Annalen*, 305(1):191–203, 1996.
- [Sch96b] Paul Schmutz Schaller. The modular torus has maximal length spectrum. *Geometric and Functional Analysis*, 6(6):1057–1073, 1996.
- [Sch14] Rolf Schneider. *Convex Bodies: The Brunn–Minkowski Theory*, volume 151 of *Encyclopedia of Mathematics and its Applications*. Cambridge University Press, Cambridge, second expanded edition, 2014.
- [SV19] Alfonso Sorrentino and Alexander P. Veselov. Markov numbers, Mather's beta-function and stable norm. *Nonlinearity*, 32(6):2147–2156, 2019.
- [Zag82] Don Zagier. On the number of Markoff numbers below a given bound. *Mathematics of Computation*, 39(160):709–723, 1982.
- [Zha07] Ying Zhang. Congruence and uniqueness of certain Markoff numbers. *Acta Arithmetica*, 128(3):295–301, 2007.

INSTITUTE OF MATHEMATICS, VIETNAM ACADEMY OF SCIENCE AND TECHNOLOGY, HANOI, VIETNAM

Email address: `dnminh@math.ac.vn`

URL: `https://sites.google.com/view/dnminh`

SCHOOL OF MATHEMATICS, SOUTHWEST JIAOTONG UNIVERSITY, WEST ZONE, HIGH-TECH DISTRICT, CHENGDU,
SICHUAN 611756, CHINA

Email address: `lixiaobin@home.swjtu.edu.cn`

INSTITUTE OF MATHEMATICS, VIETNAM ACADEMY OF SCIENCE AND TECHNOLOGY, HANOI, VIETNAM

Email address: `vannguyen1112203@gmail.com`