
CurveBench: A Benchmark for Exact Topological Reasoning over Nested Jordan Curves ^{*}

Amirreza Mohseni

Maastricht University

amir.mohseni@student.maastrichtuniversity.nl

Mona Mohammadi

Cornell University

mm3325@cornell.edu

Morteza Saghafian

TU Wien

msaghafi@ac.tuwien.ac.at

Naser Talebizadeh Sardari

Pennsylvania State University

nzt5208@psu.edu

Abstract

We introduce CurveBench, a benchmark for hierarchical topological reasoning from visual input. CurveBench consists of **756 images** of pairwise non-intersecting Jordan curves across easy, polygonal, topographic-inspired, maze-like, and dense counting configurations. Each image is annotated with a rooted tree encoding the containment relations between planar regions. We formulate the task as structured prediction: given an image, a model must recover the full rooted containment tree induced by the curves. Despite the visual simplicity of the task, the strongest evaluated model, Gemini 3.1 Pro, achieves only **71.1%** tree-generation accuracy on CurveBench-Easy and **19.1%** on CurveBench-Hard. We further demonstrate benchmark utility through RLVR-style fine-tuning of open-weight vision-language models. Our trained Qwen3-VL-8B model improves over Qwen-3-VL-8B-Thinking from **2.8%** to **33.3%** tree-generation accuracy on CurveBench-Easy, exceeding GPT-5.4 and Claude Opus 4.5 under our evaluation protocol. The remaining gap, especially on CurveBench-Hard, shows that exact topology-aware visual reasoning remains far from solved.

1 Introduction

Images of disjoint curves arise naturally in many areas of mathematics and the applied sciences. From a topological perspective, families of pairwise disjoint curves encode essential information about connectivity, separation, and the decomposition of the plane into regions. Their arrangement, nesting, and adjacency determine the global structure of the underlying space and often admit a rich combinatorial description.

A classical example appears in topographic maps, where contour lines form disjoint level sets representing elevation and partition the terrain into meaningful regions. More generally, level sets of polynomials and other functions produce structured families of non-intersecting curves whose topology reflects critical points and qualitative features of the function. In biology, similar patterns arise in cellular tissues, anatomical cross sections, and growth structures, where disjoint boundaries organize and constrain spatial form.

At the same time, interpreting such images remains a significant challenge for large language models. Although these models excel at processing text, extracting and reasoning about geometric and

^{*}We thank Sara Javanmardi for initially introducing the team members. This research was partially supported by an unrestricted gift from Google. This funding did not grant Google any advanced preview or editorial influence over the results. The work of the fourth author was partially supported by NSF grant DMS-2401242.

topological structure in images, especially when it depends on subtle relations such as disjointness, nesting, and separation, is far from fully understood.

To systematically study topological reasoning from images, we introduce a new dataset, called CurveBench, consisting of synthetic and structured images formed by collections of pairwise disjoint Jordan curves in the plane, see Figure 1 for examples. Each image induces a well-defined nesting structure, where curves enclose regions without intersecting one another. We formulate the core task as extracting this nestedness relation directly from the image, producing a rooted tree in which each node corresponds to a region and each edge represents the presence of a common boundary curve separating two regions. By isolating containment and separation as the primary signal, CurveBench provides a controlled benchmark for evaluating a model’s ability to extract structured topological representations from visual input.




Figure 1: Examples of images consisting of disjoint Jordan curves. Understanding the nesting structure is a challenge for the models.

The hierarchical nesting and topological complexity that CurveBench introduces highlight the limitations of current state-of-the-art LLMs in capturing topological structures from images. While extracting containment hierarchies from disjoint curves is deterministically solvable via classical contour-following algorithms (e.g., OpenCV), our results demonstrate that modern Vision-Language Models (VLMs) lack this basic topological capability. CurveBench serves as a diagnostic baseline to evaluate and close this gap, providing a structured training signal that enables neural architectures to learn combinatorial relationships that are trivial for symbolic systems but elusive for current attention-based visual encoders. Our contributions are:

- We introduce CurveBench, a controlled benchmark for exact visual topological reasoning over pairwise non-intersecting Jordan curves.
- We define a deterministic structured prediction task, evaluation protocol, parser, and exact rooted-tree matching metric.
- We release datasets, Croissant metadata, evaluation environments, ground-truth generation code, and training artifacts to support reproducible evaluation.
- We benchmark a range of frontier and open-weight VLMs, showing that current models remain far from solving exact containment-tree recovery.
- We demonstrate benchmark utility through RLVR fine-tuning of open-weight VLMs, showing that CurveBench provides actionable training signal while exposing persistent generalization gaps.

2 Related work

Structured prediction from images. A central direction in computer vision is mapping visual input to structured outputs such as trees, graphs, or sequences. Classical approaches connect image boundaries to hierarchical region representations, for example via Ultrametric Contour Maps (UCM), where contours induce nested region trees Arbeláez et al. [2011]. More recent work directly predicts structured representations from images, including road-network graphs Bastani et al. [2018] and polygonal or map structures Li et al. [2019]. Scene graph parsing methods further model relational structure over objects Zellers et al. [2018], Krishna et al. [2017].

In parallel, structured outputs have been reformulated as sequence generation problems. Pix2Seq models object detection as token prediction Chen et al. [2022], while Pix2Struct generalizes this paradigm to broader image-to-structure tasks via pretraining Lee et al. [2023]. Set-based prediction frameworks such as DETR demonstrate that structured outputs can be learned end-to-end without task-specific pipelines Carion et al. [2020].

In contrast to these works, our task predicts a *rooted containment tree* induced by planar regions and requires exact recovery of all parent–child relations, making the problem strictly combinatorial rather than approximate or geometric.

Diagram understanding and visual reasoning. CurveBench is closely related to diagram understanding and visual reasoning benchmarks. AI2D and IconQA study reasoning over diagrams through parsing and question answering Kembhavi et al. [2016], Lu et al. [2021]. Diagnostic datasets such as CLEVR Johnson et al. [2017] and GQA Hudson and Manning [2019] emphasize compositional reasoning under controlled settings, while spatial reasoning benchmarks such as VSR highlight persistent challenges in modeling fine-grained spatial relations Liu et al. [2023].

Unlike these benchmarks, which typically require answering queries, CurveBench isolates a single global structural task: reconstructing the full containment hierarchy induced by disjoint curves. This enables deterministic evaluation of exact structure, as each image corresponds to a unique rooted tree representation of region containment.

Topology-aware vision. Topology has been incorporated into vision models primarily through continuous relaxations. For example, topology-preserving losses enforce constraints in segmentation by matching Betti-number structure via persistent homology Hu et al. [2019]. These approaches capture coarse invariants such as connectivity or holes at the pixel level.

In contrast, CurveBench targets a discrete combinatorial object: the containment tree induced by disjoint Jordan curves. This representation encodes fine-grained nesting relationships and is closely related to classical diagrammatic representations such as Euler diagrams Rodgers [2014]. As such, our setting focuses on exact topology inference rather than topology regularization.

Reinforcement learning for structured reasoning. Our fine-tuning setup is motivated by recent work showing that reinforcement learning with verifiable rewards can improve structured reasoning without requiring human preference labels or annotated reasoning traces. Reinforcement Learning with Verifiable Rewards (RLVR) replaces learned reward models with deterministic reward functions computed from ground-truth verification, making it particularly suitable for tasks with objectively checkable outputs such as mathematics, code, and structured prediction Lambert et al. [2024]. This paradigm was further popularized by DeepSeekMath, which introduced Group Relative Policy Optimization (GRPO) for mathematical reasoning Shao et al. [2024], and by DeepSeek-R1, which showed that large-scale RL post-training with verifiable rewards can elicit stronger reasoning behavior in language models DeepSeek-AI [2025].

Recent work has also extended R1-style and RLVR-style training to vision-language models. VLM-R1 studies rule-based reinforcement learning for visual reasoning tasks and shows that verifiable visual tasks can benefit from RL-style post-training Shen et al. [2025]. Similarly, LMM-R1 applies rule-based reinforcement learning to multimodal reasoning in small large multimodal models Peng et al. [2025], while R1-VL introduces a step-wise GRPO variant for multimodal reasoning Zhang et al. [2025]. Other recent work, such as Perception-R1 and MM-Eureka, further explores rule-based reinforcement learning for visual perception and multimodal reasoning tasks Yu et al. [2025], Meng et al. [2025]. CurveBench follows this direction but focuses on a different kind of visual reasoning: recovering a discrete topological structure from an image. Because the target output is a rooted containment tree, correctness can be evaluated exactly, enabling direct optimization of the task metric.

Our optimization objective builds on GRPO-style group-relative updates, but we use Dr.GRPO Liu et al. [2025], which identifies and corrects biases in the original GRPO objective. In particular, Dr.GRPO addresses issues such as biased advantage normalization and length-related effects that can distort optimization. This is relevant in our setting because outputs are structured and may vary in length depending on the predicted tree.

Parameter-efficient RL fine-tuning. To make RL post-training feasible for open-weight vision-language models, we use Low-Rank Adaptation (LoRA) Hu et al. [2022]. LoRA freezes the base model and trains a small set of low-rank adapter parameters, substantially reducing memory and compute requirements. This is especially appropriate for RL fine-tuning, where each rollout provides only a sparse, outcome-level learning signal rather than token-level supervision. The “LoRA Without Regret” study argues that RL updates often contain far less information per episode than supervised fine-tuning, and shows that sufficiently configured LoRA adapters can approach full fine-tuning performance in RL settings Schulman and Lab [2025]. In CurveBench, each rollout is evaluated using two binary verifiable signals, tree correctness and node-count correctness, which further supports the use of a compact low-rank adaptation scheme.

Positioning. Overall, CurveBench occupies a unique point in the landscape: it combines vision-to-structure prediction, diagram-like controlled inputs, and exact verifiable evaluation. Unlike prior work that emphasizes semantic graphs, geometric reconstruction, or approximate topology, our benchmark isolates topological hierarchy extraction as a standalone capability, providing a controlled setting for evaluating and improving structure-aware visual reasoning.

3 Dataset of CurveBench

To the best of our knowledge, CurveBench is the first benchmark focused specifically on exact recovery of rooted containment trees from images of pairwise disjoint Jordan curves by mapping visual containment to exact combinatorial structures. While existing datasets often evaluate semantic segmentation or geometric object detection, CurveBench isolates containment and separation as the core signals for visual reasoning. It requires models to infer a global topological structure. Specifically, a rooted tree where nodes represent contiguous regions and edges denote the separating boundary curves. The dataset contains a total of 756 rigorously hand-drawn images, ensuring a high degree of structural diversity and eliminating the predictable visual artifacts commonly found in purely procedurally generated datasets. See figure 4.

Easy (300 images): This subset establishes a fundamental baseline, containing spatial configurations with fewer than six curves. To ensure comprehensive coverage of the topological space, we enumerated all possible rooted tree structures with up to six nodes. For each unique combinatorial tree, we manually authored at least two structurally distinct visual representations. The Easy subset is further split into 210 training images, 45 validation images, and 45 held-out test images. The training and validation splits are used for RL fine-tuning, while the test split is reserved exclusively for final evaluation.

Polygon (199 images): Following a systematic construction methodology identical to the Easy category, this subset restricts the geometries entirely to non-intersecting polygons. This tests a model’s robustness to sharp angles and piecewise-linear boundaries compared to smooth, continuous Jordan curves.

Topographical (100 images): Grounded in applied distributions, these images are directly inspired by real-world topographical maps. They mimic the natural behavior of elevation level sets, extending the evaluation from theoretical combinatorial benchmarks to practical visual understanding domains. The images in this subset are manually authored and original creations. While they are qualitatively inspired by the morphology of real-world elevation level sets, they do not contain data from external mapping services.

Maze (100 images): Designed to stress-test long-range spatial reasoning, this category features highly convoluted, labyrinthine curves with deep nesting. The spatial entanglement makes distinguishing the interior from the exterior of a boundary visually demanding, forcing models to track complex geometric boundaries over long distances.

Counting (57 images): This densely populated subset evaluates a model’s scalability and capacity limits. Focused primarily on the volume of nested entities, these images are packed with a high number of disjoint curves, challenging the framework to construct larger rooted trees without accumulating structural or logical errors.

The combined subset of Polygon, Topographical, Maze, and Counting images forms CurveBench-Hard, containing 456 images in total. Each image in CurveBench is paired with a formal combinatorial

rooted tree representing the nesting structure of its planar regions. This annotation format enables deterministic evaluation of structural predictions, where models are assessed on their ability to exactly reconstruct the adjacency and containment relationships present in the visual input.

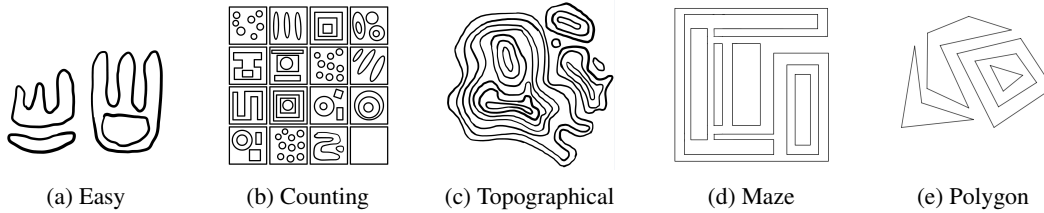


Figure 2: Representative examples from each category within the CurveBench dataset

Ground-truth generation. Ground-truth trees were produced using an automated OpenCV contour-based extraction pipeline. The pipeline traces the boundary curves in each image, identifies containment relations between the resulting planar regions, and assembles these relations into a rooted tree with the exterior region as the root. The generated annotations were subsequently human-verified, and the extraction scripts are released publicly with the CurveBench codebase; see Appendix B.4.

4 Tree generation task

We formulate the nestedness extraction task as a structured prediction problem that maps an image of disjoint Jordan curves to its underlying topological hierarchy. Given an input image, the objective is to recover the containment relations between regions induced by the curves. More formally, the task is defined by the following inputs and outputs:

Input. An image containing a collection of pairwise disjoint Jordan curves in the plane. The curves may vary in shape, scale, and complexity, and may exhibit nested, adjacent, or maze-like configurations.

Output. A rooted tree representing the nestedness structure of the image. Each node corresponds to a region in the planar subdivision induced by the curves, and each edge represents an immediate containment relation, encoded by a shared boundary curve between two regions.

This formulation isolates topological structure as the primary prediction target and enables evaluation using tree-based structural metrics. We evaluate all models using a fixed instruction prompt that asks the model to output the rooted containment tree as a list of parent-child edges inside `<answer>` tags. The first line specifies the number of non-root nodes, and each subsequent line specifies an edge $u \ v$, where v is the parent of u . The full evaluation prompt is provided in Appendix A.1.

Table 1 shows a sample input, its corresponding tree, and the representation of the tree as the expected output.

Input	Corresponding Tree	Output
		6 1 0 2 0 3 0 4 1 5 2 6 2

5 Experimental Setup

We improve structured topological prediction on CurveBench via reinforcement learning (RL) fine-tuning of open-weight VLMs. The fine-tuning experiments use the training and validation splits of CurveBench-Easy; the CurveBench-Easy test split is held out and is not used during training or model selection. Once training is complete, we evaluate all trained models and comparison models on the held-out CurveBench-Easy test split and on the full CurveBench-Hard benchmark. The former measures generalization within the easier distribution, while the latter measures transfer to more challenging curve configurations.

Base Models. We fine-tune two pretrained vision-language models:

- **Qwen3-VL-8B-Thinking**, from the Qwen-VL 3 family Bai et al. [2025].
- **Gemma3-12B-it**, from the Gemma family of open models Gemma Team [2024].

Reinforcement Learning Fine-Tuning. Training follows the Reinforcement Learning with Verifiable Rewards (RLVR) paradigm Lambert et al. [2024]. Unlike preference-based RLHF, RLVR relies on deterministic reward signals computed directly from ground-truth structure. In our setting, each generated answer is parsed into a predicted region tree and compared against the ground-truth containment tree. The reward combines exact tree-generation correctness and node-count correctness, as described above.

Policy optimization is performed using Dr.GRPO Liu et al. [2025], a corrected variant of GRPO Shao et al. [2024], DeepSeek-AI [2025]. For each input image, multiple candidate outputs are sampled per update step. Rewards are computed for each rollout and normalized within the rollout group before computing policy-gradient updates. We use Dr.GRPO to mitigate known biases in the original GRPO objective, including length-related effects, which are particularly relevant for structured outputs whose textual representations can vary in length.

Reward Design and Ablation. The reward is computed deterministically from the predicted tree and consists of two binary components:

- **Node Count Accuracy (30% weight):** $R_{\text{count}} = 1$ if the predicted number of nodes exactly matches the ground-truth number of regions, and 0 otherwise.
- **Tree Structure Accuracy (70% weight):** $R_{\text{tree}} = 1$ if the predicted rooted tree exactly matches the ground-truth containment structure, and 0 otherwise.

The combined reward is

$$R_{\text{comb}} = 0.3 \cdot R_{\text{count}} + 0.7 \cdot R_{\text{tree}}.$$

Since both reward components are binary, the combined reward can take only four possible values: $R_{\text{comb}} \in \{0, 0.3, 0.7, 1.0\}$. Thus, each rollout provides a sparse outcome-level signal rather than dense token-level supervision. This makes CurveBench well-suited to RLVR: correctness can be checked exactly, but the learning signal is minimal.

To evaluate the effect of auxiliary supervision, we train two variants of Qwen3-VL-8B-Thinking: (i) a **combined-reward variant** trained with both node-count and tree-structure rewards, R_{comb} , and (ii) a **tree-only variant** trained exclusively on tree-structure correctness, R_{tree} .

Because the two variants are optimized with different training objectives, their training rewards are not directly comparable. We therefore evaluate both variants using the same held-out metrics: tree-generation accuracy, node-count accuracy, and the combined evaluation reward. Our primary comparison is tree-generation accuracy, since exact reconstruction of the rooted containment tree is the core objective of CurveBench.

Tree Matching. The predicted and ground-truth containment structures are compared as rooted unordered trees. This is important because the same nesting hierarchy can be represented using different sibling orderings or region identifiers. Before computing R_{tree} , both trees are canonicalized by recursively sorting child subtrees from the root. The prediction is counted as correct if the canonicalized predicted tree is isomorphic to the canonicalized ground-truth tree.

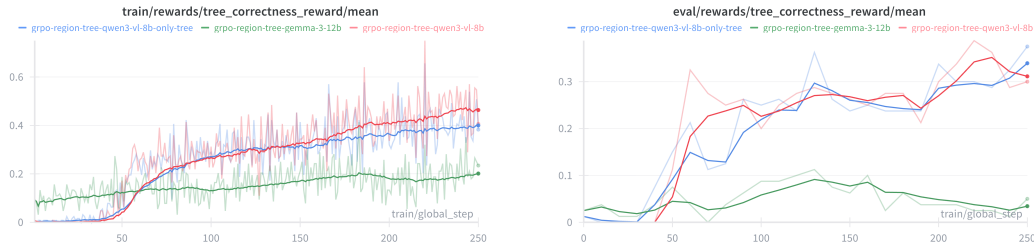


Figure 3: **Tree-reward learning dynamics for trained models.** Left: training set Right: eval set

Parameter-Efficient Fine-Tuning. We employ Low-Rank Adaptation (LoRA) Hu et al. [2022] for parameter-efficient RL fine-tuning. Only LoRA adapter parameters are updated, while the base model weights remain frozen. We use the `a11-linear` target-module configuration in TRL, which applies adapters to linear layers throughout the model rather than restricting adaptation to a small subset of modules. This provides broad adaptation capacity while substantially reducing memory usage and training cost compared to full fine-tuning.

LoRA is particularly suitable for our RLVR setting because the verifier provides sparse outcome-level feedback rather than dense token-level supervision. Each rollout receives binary feedback for tree correctness and node-count correctness, combined into one of four possible reward values. Prior empirical work on LoRA-based RL fine-tuning suggests that appropriately configured adapters can approach full fine-tuning performance in such low-information RL settings Schulman and Lab [2025]. We therefore use a compact LoRA configuration with rank $r = 4$ and scaling factor $\alpha = 8$.

Training Configuration. Models are trained for 250 optimization steps with a batch size of 128 and 8 sampled generations per input. A constant learning rate of 8×10^{-5} is used throughout training. All experiments are conducted on 8 NVIDIA RTX PRO 6000 GPUs.

Evaluation environment. All evaluations were conducted using standardized environments built on the Prime Intellect Environments Hub Prime Intellect [2026]. Each environment fixes the dataset split, input formatting, evaluation prompt, answer parser, and reward function. We use separate environments for CurveBench-Easy and CurveBench-Hard, ensuring that all models are evaluated under identical conditions. The released environments are listed in Appendix B.3.

6 Results

Figure 3 shows the tree-reward learning dynamics for the three trained models. Since the `qwen3-vl-8b-only-tree` variant is trained only with the tree-structure reward R_{tree} , while the region-tree variants are trained with the combined reward R_{comb} , their total training rewards are not directly comparable. We therefore compare the trained models primarily through the shared tree-reward signal on both training and evaluation runs.

Table 2 and 3 reports performance on CurveBench-Easy and CurveBench-Hard respectively. See Appendix B.3 for more models performance. For CurveBench-Easy, models were evaluated on the held-out test set, while the training and validation splits were used only for training the fine-tuned models. For CurveBench-Hard, models were evaluated on the full benchmark set. We report tree-generation accuracy, node-count accuracy, and the combined average reward. The average reward is computed from the tree-generation and node-count scores, as described above. Highlighted blue and orange rows indicate models trained and their base models in this work, respectively. Tree Acc. and Node Count Acc. report exact-match accuracy for the generated region tree and predicted number of nodes, respectively. Avg. Reward reports the combined evaluation score (30% Node Reward + 70% Tree Reward). Bold values indicate the best result in each metric column. The 100% accuracy of the OpenCV contour-based extraction pipeline supports the claim that CurveBench primarily tests neural/VLM topological reasoning rather than being limited by visual ambiguity in the images.

Model	Tree Acc.	Node Count Acc.	Avg. Reward
OpenCV contour-based extraction pipeline	1	1	1
google/gemini-3.1-pro-preview	0.711	0.778	0.731
qwen3-vl-8b-region-tree	0.333	0.544	0.397
anthropic/claude-opus-4.5	0.322	0.433	0.356
openai/gpt-5.4	0.306	0.422	0.341
qwen3-vl-8b-only-tree	0.306	0.494	0.362
openai/gpt-5.4-mini	0.139	0.383	0.212
qwen/qwen3-vl-8b-thinking	0.028	0.061	0.038
qwen/qwen3-vl-8b-instruct	0.017	0.322	0.108

Table 2: CurveBench-Easy results on the held-out test set, sorted by tree-generation accuracy. Each sample was evaluated with four rollouts.

Model	Tree Acc.	Node Count Acc.	Avg. Reward
OpenCV contour-based extraction pipeline	1	1	1
google/gemini-3.1-pro-preview	0.191	0.316	0.228
qwen3-vl-8b-only-tree	0.070	0.151	0.095
openai/gpt-5.4	0.066	0.147	0.090
qwen3-vl-8b-region-tree	0.048	0.151	0.079
anthropic/claude-opus-4.5	0.042	0.107	0.061
qwen/qwen3-vl-8b-thinking	0.042	0.083	0.054
gemma-3-12b-region-tree	0.031	0.132	0.061
openai/gpt-5.4-mini	0.024	0.075	0.039
google/gemma-3-12b-it	0.007	0.055	0.021

Table 3: CurveBench-Hard results on the full benchmark set, sorted by tree-generation accuracy. Due to the larger size of CurveBench-Hard, each sample was evaluated with one rollout.

On CurveBench-Easy, the strongest overall model is `google/gemini-3.1-pro-preview`, achieving the best tree-generation accuracy, node-count accuracy, and average reward. Our fine-tuning experiments provide a proof of utility for CurveBench. Among the models trained in this work, `qwen3-vl-8b-region-tree` obtains the highest average reward, improving from 0.038 for its base model, `qwen/qwen3-vl-8b-thinking`, to 0.397 after training. This nearly tenfold increase in performance confirms that the dataset provides a dense, actionable learning signal, establishing it as a valuable resource for researchers aiming to embed structural and topological priors into vision-language architectures. Although part of this gain should be interpreted in light of the weak zero-shot performance of the base thinking model on CurveBench-Easy. Notably, `qwen/qwen3-vl-8b-instruct` performs better than `qwen/qwen3-vl-8b-thinking` on CurveBench-Easy before fine-tuning, with average rewards of 0.108 and 0.038, respectively. However, this comparison should be interpreted with care: in our evaluation setting, the maximum generation length was set to 8192 tokens, and `qwen/qwen3-vl-8b-thinking` frequently did not finish its reasoning process and produce a final answer within this token budget.

On CurveBench-Hard, `google/gemini-3.1-pro-preview` again achieves the best performance across all three metrics. Among the models trained in this work, `qwen3-vl-8b-only-tree` achieves the highest tree-generation accuracy, increasing from 0.042 for its base model, `qwen/qwen3-vl-8b-thinking`, to 0.070 after training. Additionally, its node-count accuracy increase from 0.083 to 0.151, resulting in an average reward of 0.095, obtaining the highest average reward among the trained models as well. Overall, the improvement on CurveBench-Hard is smaller than on CurveBench-Easy, indicating that generalization to the harder benchmark remains challenging.

6.1 Overall Benchmark Performance

The performance of state-of-the-art models on CurveBench reveals a significant "topological gap" in current vision-language architectures. While these models excel at object detection and OCR, the abstract task of recovering hierarchical containment from nested curves remains a substantial challenge. **Performance Ceiling and Category Difficulty** Across all benchmarks, Gemini 3.1-Pro-Preview established the performance ceiling, particularly in the Topographical subset, where

it achieved an accuracy of 34.0%. This suggests that while high-parameter models with advanced reasoning traces possess some capability for topological inference, they are still far from solving the task; See Appendix B.3 for further details. The difficulty across subsets followed a consistent hierarchy:

Topographical: Generally the highest performing category for all models (e.g., `gpt-5.2` at 18.0%, `gemini-3-flash` at 16.0%). The concentric arrangement of contour lines likely provides a more predictable visual signal compared to the sharper branching of other sets.

Counting and Polygon: These subsets showed moderate performance, with `gpt-5.2` and `gemini-3-pro` both reaching 17.5% on Counting. Models struggled to maintain structural integrity as the number of nodes increased, often losing track of depth.

Maze: This was the most significant failure point. Most "Instruct" models—including `gpt-5.2`, `gpt-5-mini`, and `claude-opus-4.5` flatlined at 0.0% accuracy. The convoluted, long-range dependencies required to trace maze-like boundaries exceeded the capacity of standard visual attention mechanisms.

The Thinking Advantage A pivotal finding in our results is the significant performance disparity between standard vision-language models and those that allocate additional test-time computation for reasoning. `qwen3-vl-8B-thinking` achieved 11.0% on the Maze subset, whereas its Instruct counterpart (`qwen3-vl-8B-instruct`) scored 0.0%. This suggests that topological reasoning is not purely a visual recognition problem but an algorithmic one. Models that can allocate internal "compute-at-inference" to trace boundaries step-by-step perform significantly better on spatially entangled inputs.

Impact of Reinforcement Learning Fine-tuning Our fine-tuned model, `qwen3-vl-8B-region-tree`, demonstrated the efficacy of RLVR (Reinforcement Learning from Verifiable Rewards). It improved upon the base `qwen3-VL-8B-thinking` model by nearly tenfold on the Easy set (from 0.038 to 0.397 reward). On the Hard set, it maintained a competitive 7.9% overall reward, outperforming `gpt-5-mini` (2.8%) despite having fewer parameters.

Notably, while the fine-tuned model improved significantly on Counting and Polygon tasks, it saw a regression in Maze performance compared to the raw "Thinking" base. This indicates a potential "alignment tax" where the model prioritizes shorter, more certain paths over the complex, long-range tracing required for mazes—a critical area for future reward-shaping research.

7 Limitations

First, CurveBench is modest in size, consisting of 756 images. This scale is small relative to large general-purpose vision corpora, but it reflects a deliberate trade-off: the benchmark prioritizes high-quality structural annotations, human verification, and exact tree-based evaluation over dataset scale. CurveBench is therefore intended primarily as a diagnostic benchmark rather than a large-scale pretraining corpus.

Second, CurveBench focuses on a specific class of topological structures: nested, pairwise non-intersecting Jordan curves. This controlled setting enables deterministic evaluation of rooted containment trees, but it does not cover all forms of visual topology or spatial reasoning. The benchmark does not include intersecting curves, open contours, noisy real-world segmentations, three-dimensional topology, temporal structure, or natural images with ambiguous boundaries. Extending CurveBench to these settings would likely require different annotation schemes and evaluation metrics.

Third, the harder subsets expose substantial model failure, but the training split is currently limited to CurveBench-Easy. We made this choice because the hard benchmark often produces near-zero reward for current models, making RLVR optimization difficult. However, this means that our fine-tuning experiments primarily test whether CurveBench-Easy provides a useful verifiable learning signal and only indirectly test transfer to harder configurations. Future versions of the dataset could include curriculum-style training splits that gradually increase curve complexity, nesting depth, visual clutter, and boundary length.

Fourth, CurveBench is intentionally synthetic and controlled. This design enables exact ground-truth construction, deterministic evaluation, and clean isolation of region-containment reasoning, but it also limits ecological validity. The images are hand-authored or procedurally structured diagrams

rather than noisy real-world visual inputs. As a result, strong performance on CurveBench should not be interpreted as sufficient evidence that a model can robustly handle natural maps, scientific figures, medical images, or arbitrary contour-like structures in the wild. Conversely, poor performance on CurveBench should be interpreted as evidence of difficulty with exact topological abstraction under controlled conditions, not as a complete measure of general visual intelligence. Future dataset extensions should introduce additional visual styles, rendering artifacts, ambiguous boundaries, intersections, open curves, and real-world contour sources while preserving verifiable structural annotations.

Finally, the current evaluation relies on exact tree match, which provides a stringent but coarse measure of performance and does not differentiate near-correct predictions from malformed or substantially incorrect outputs. Future benchmark analyses should incorporate finer-grained diagnostic metrics, including parent-edge and ancestor-relation F1, normalized tree distance, depth and count accuracy, parse failure rate, and performance stratified by structural complexity.

8 Conclusion

We introduced CurveBench, a benchmark for topology-aware visual reasoning in which a model must recover the exact rooted containment tree induced by an image of pairwise disjoint Jordan curves. Despite the visual simplicity of these inputs, our results show that exact hierarchical reconstruction remains challenging for current vision-language models, especially on structurally complex instances. Reinforcement learning from verifiable rewards substantially improves an open-weight model, showing a promising route for strengthening visual reasoning, but the remaining gap also makes clear that robust topological inference is far from solved.

More broadly, CurveBench highlights a capability that is largely orthogonal to object recognition and OCR: the ability to infer the global combinatorial organization of planar space. A natural next direction is to move beyond containment trees to full planar maps and their dual graphs. In our setting, the target rooted tree can already be viewed as the dual graph of the planar subdivision induced by the disjoint curves, rooted at the exterior face; extending this viewpoint to general planar subdivisions would require models to recover richer adjacency structure, including cycles and non-nested interactions between regions. Such a generalization would connect topology-aware vision to applications in cartography and GIS, map vectorization, scientific imaging, and structured scene understanding. We hope CurveBench serves not only as a benchmark for current systems, but also as a foundation for future models that can recover exact combinatorial structure from visual input.

References

- Pablo Arbeláez, Michael Maire, Charless Fowlkes, and Jitendra Malik. Contour detection and hierarchical image segmentation. *IEEE Transactions on Pattern Analysis and Machine Intelligence*, 33(5):898–916, 2011. URL <https://doi.org/10.1109/TPAMI.2010.161>.
- Favyen Bastani, Songtao He, Sofiane Abbar, Mohammad Alizadeh, Hari Balakrishnan, Sanjay Chawla, Sam Madden, and David J. DeWitt. RoadTracer: Automatic extraction of road networks from aerial images. In *Proceedings of the IEEE Conference on Computer Vision and Pattern Recognition*, pages 4720–4728, 2018. URL https://openaccess.thecvf.com/content_cvpr_2018/html/Bastani_RoadTracer_Automatic_Extraction_CVPR_2018_paper.html.
- Zuoyue Li, Jan Dirk Wegner, and Aurelien Lucchi. Topological map extraction from overhead images. In *Proceedings of the IEEE/CVF International Conference on Computer Vision*, pages 1715–1724, 2019. URL https://openaccess.thecvf.com/content_ICCV_2019/html/Li_Topological_Map_Extraction_From_Overhead_Images_ICCV_2019_paper.html.
- Rowan Zellers, Mark Yatskar, Sam Thomson, and Yejin Choi. Neural motifs: Scene graph parsing with global context. In *Proceedings of the IEEE Conference on Computer Vision and Pattern Recognition*, pages 5831–5840, 2018. URL https://openaccess.thecvf.com/content_cvpr_2018/html/Zellers_Neural_Motifs_Scene_CVPR_2018_paper.html.
- Ranjay Krishna, Yuke Zhu, Oliver Groth, Justin Johnson, Kenji Hata, Joshua Kravitz, Stephanie Chen, Yannis Kalantidis, Li-Jia Li, David A. Shamma, Michael S. Bernstein, and Li Fei-Fei. Visual genome: Connecting language and vision using crowdsourced dense image annotations. *International Journal of Computer Vision*, 123(1):32–73, 2017. URL <https://doi.org/10.1007/s11263-016-0981-7>.
- Ting Chen, Saurabh Saxena, Lala Li, David J. Fleet, and Geoffrey Hinton. Pix2Seq: A language modeling framework for object detection. In *International Conference on Learning Representations*, 2022. URL <https://openreview.net/forum?id=e42KbIw6Wb>.
- Kenton Lee, Mandar Joshi, Iulia Raluca Turc, Hexiang Hu, Fangyu Liu, Julian Martin Eisenschlos, Urvashi Khandelwal, Peter Shaw, Ming-Wei Chang, and Kristina Toutanova. Pix2Struct: Screenshot parsing as pretraining for visual language understanding. In *Proceedings of the 40th International Conference on Machine Learning*, pages 18893–18912, 2023. URL <https://proceedings.mlr.press/v202/lee23g.html>.
- Nicolas Carion, Francisco Massa, Gabriel Synnaeve, Nicolas Usunier, Alexander Kirillov, and Sergey Zagoruyko. End-to-end object detection with transformers. In *European Conference on Computer Vision*, pages 213–229, 2020. URL https://doi.org/10.1007/978-3-030-58452-8_13.
- Aniruddha Kembhavi, Mike Salvato, Eric Kolve, Minjoon Seo, Hannaneh Hajishirzi, and Ali Farhadi. A diagram is worth a dozen images. In *European Conference on Computer Vision*, pages 235–251, 2016. URL https://doi.org/10.1007/978-3-319-46493-0_15.
- Pan Lu, Liang Qiu, Jiaqi Chen, Tony Xia, Yizhou Zhao, Wei Zhang, Zhou Yu, Xiaodan Liang, and Song-Chun Zhu. IconQA: A new benchmark for abstract diagram understanding and visual language reasoning. In *Advances in Neural Information Processing Systems, Datasets and Benchmarks Track*, 2021. URL <https://openreview.net/forum?id=uXa9oBDZ9V1>.
- Justin Johnson, Bharath Hariharan, Laurens van der Maaten, Li Fei-Fei, C. Lawrence Zitnick, and Ross Girshick. CLEVR: A diagnostic dataset for compositional language and elementary visual reasoning. In *Proceedings of the IEEE Conference on Computer Vision and Pattern Recognition*, pages 2901–2910, 2017. URL https://openaccess.thecvf.com/content_cvpr_2017/html/Johnson_CLEVR_A_Diagnostic_CVPR_2017_paper.html.
- Drew A. Hudson and Christopher D. Manning. GQA: A new dataset for real-world visual reasoning and compositional question answering. In *Proceedings of the IEEE/CVF Conference on Computer Vision and Pattern Recognition*, pages 6700–6709, 2019. URL https://openaccess.thecvf.com/content_cvpr_2019/html/Hudson_GQA_A_New_Dataset_for_Real-World_Visual_Reasoning_and_Compositional_CVPR_2019_paper.html.

- Fangyu Liu, Guy Emerson, and Nigel Collier. Visual spatial reasoning. *Transactions of the Association for Computational Linguistics*, 11:635–651, 2023. URL https://direct.mit.edu/tacl/article/doi/10.1162/tacl_a_00566/116526/Visual-Spatial-Reasoning.
- Xiaoling Hu, Fuxin Li, Dimitris Samaras, and Chao Chen. Topology-preserving deep image segmentation. In *Advances in Neural Information Processing Systems*, volume 32, 2019. URL <https://proceedings.neurips.cc/paper/2019/hash/2d95666e2649fcfc6e3af75e09f5adb9-Abstract.html>.
- Peter Rodgers. A survey of euler diagrams. *Journal of Visual Languages and Computing*, 25(2):134–155, 2014. URL <https://www.sciencedirect.com/science/article/abs/pii/S1045926X13000499>.
- Nathan Lambert, Jacob Morrison, Valentina Pyatkin, Shengyi Huang, Hamish Ivison, Faeze Brahman, Lester James V. Miranda, Alisa Liu, Nouha Dziri, Shane Lyu, Yuling Gu, Saumya Malik, Victoria Graf, Jena D. Hwang, Jiangjiang Yang, Ronan Le Bras, Oyvind Tafjord, Chris Wilhelm, Luca Soldaini, Noah A. Smith, Yizhong Wang, Pradeep Dasigi, and Hannaneh Hajishirzi. Tulu 3: Pushing frontiers in open language model post-training. *arXiv preprint arXiv:2411.15124*, 2024. URL <https://arxiv.org/abs/2411.15124>.
- Zhihong Shao, Peiyi Wang, Qihao Zhu, Runxin Xu, Junxiao Song, Xiao Bi, Haowei Zhang, Mingchuan Zhang, Y. K. Li, Y. Wu, and Daya Guo. DeepSeekMath: Pushing the limits of mathematical reasoning in open language models. *arXiv preprint arXiv:2402.03300*, 2024. URL <https://arxiv.org/abs/2402.03300>.
- DeepSeek-AI. DeepSeek-R1: Incentivizing reasoning capability in LLMs via reinforcement learning. *arXiv preprint arXiv:2501.12948*, 2025. URL <https://arxiv.org/abs/2501.12948>.
- Haozhan Shen, Peng Liu, Jingcheng Li, Chunxin Fang, Yibo Ma, Jijia Liao, Qiaoli Shen, Zilun Zhang, Kangjia Zhao, Qianqian Zhang, Ruochen Xu, and Tiancheng Zhao. VLM-R1: A stable and generalizable R1-style large vision-language model. *arXiv preprint arXiv:2504.07615*, 2025. URL <https://arxiv.org/abs/2504.07615>.
- Yingzhe Peng, Gongrui Zhang, Miaosen Zhang, Zhiyuan You, Jie Liu, Qipeng Zhu, Kai Yang, Xingzhong Xu, Xin Geng, and Xu Yang. LMM-R1: Empowering 3b LMMs with strong reasoning abilities through two-stage rule-based RL. *arXiv preprint arXiv:2503.07536*, 2025. URL <https://arxiv.org/abs/2503.07536>.
- Jingyi Zhang, Jiaying Huang, Huanjin Yao, Shunyu Liu, Xikun Zhang, Shijian Lu, and Dacheng Tao. R1-VL: Learning to reason with multimodal large language models via step-wise group relative policy optimization. *arXiv preprint arXiv:2503.12937*, 2025. URL <https://arxiv.org/abs/2503.12937>.
- En Yu, Kangheng Lin, Liang Zhao, Jisheng Yin, Yana Wei, Yuang Peng, Haoran Wei, Jianjian Sun, Chunrui Han, Zheng Ge, Xiangyu Zhang, Daxin Jiang, Jingyu Wang, and Wenbing Tao. Perception-R1: Pioneering perception policy with reinforcement learning. *arXiv preprint arXiv:2504.07954*, 2025. URL <https://arxiv.org/abs/2504.07954>.
- Fanqing Meng, Lingxiao Du, Zongkai Liu, Zhixiang Zhou, Quanfeng Lu, Daocheng Fu, Botian Shi, Wenhai Wang, Junjun He, Kaipeng Zhang, Ping Luo, Yu Qiao, Qiaosheng Zhang, and Wenqi Shao. MM-Eureka: Exploring visual aha moment with rule-based large-scale reinforcement learning. *arXiv preprint arXiv:2503.07365*, 2025. URL <https://arxiv.org/abs/2503.07365>.
- Zichen Liu, Changyu Chen, Wenjun Li, Penghui Qi, Tianyu Pang, Chao Du, Wee Sun Lee, and Min Lin. Understanding R1-Zero-like training: A critical perspective. *arXiv preprint arXiv:2503.20783*, 2025. URL <https://arxiv.org/abs/2503.20783>.
- Edward J. Hu, Yelong Shen, Phillip Wallis, Zeyuan Allen-Zhu, Yuanzhi Li, Shean Wang, Lu Wang, and Weizhu Chen. LoRA: Low-rank adaptation of large language models. In *International Conference on Learning Representations*, 2022. URL <https://openreview.net/forum?id=nZeVKeeFYf9>.

John Schulman and Thinking Machines Lab. LoRA without regret. Thinking Machines Lab Blog, 2025. URL <https://thinkingmachines.ai/blog/lora/>.

Shuai Bai, Yuxuan Cai, Ruizhe Chen, Keqin Chen, Xionghui Chen, Zesen Cheng, Lianghao Deng, Wei Ding, Chang Gao, Chunjiang Ge, Wenbin Ge, Zhifang Guo, Qidong Huang, Jie Huang, Fei Huang, Binyuan Hui, Shutong Jiang, Zhaohai Li, Mingsheng Li, Mei Li, Kaixin Li, Zicheng Lin, Junyang Lin, Xuejing Liu, Jiawei Liu, Chenglong Liu, Yang Liu, Dayiheng Liu, Shixuan Liu, Dunjie Lu, Ruilin Luo, Chenxu Lv, Rui Men, Lingchen Meng, Xuancheng Ren, Xingzhang Ren, Sibao Song, Yuchong Sun, Jun Tang, Jianhong Tu, Jianqiang Wan, Peng Wang, Pengfei Wang, Qiuyue Wang, Yuxuan Wang, Tianbao Xie, Yiheng Xu, Haiyang Xu, Jin Xu, Zhibo Yang, Mingkun Yang, Jianxin Yang, An Yang, Bowen Yu, Fei Zhang, Hang Zhang, Xi Zhang, Bo Zheng, Humen Zhong, Jingren Zhou, Fan Zhou, Jing Zhou, Yuanzhi Zhu, and Ke Zhu. Qwen3-VL technical report. *arXiv preprint arXiv:2511.21631*, 2025. URL <https://arxiv.org/abs/2511.21631>.

Gemma Team. Gemma: Open models based on gemini research and technology. *arXiv preprint arXiv:2403.08295*, 2024. URL <https://arxiv.org/abs/2403.08295>.

Prime Intellect. Prime intellect environments hub. Web dashboard, 2026. URL <https://app.primeintellect.ai/dashboard/environments>. Accessed 2026-04-30.

A Prompts

A.1 Evaluation prompt

All models were evaluated using the same fixed prompt. The prompt asks the model to recover the rooted containment tree induced by the image and to return the answer in a parseable format.

Prompt: Analyze this image and extract the hierarchical tree structure representing the nested regions.

The image contains nested shapes/regions. Your task is to identify the parent-child relationships between these regions.

Return the tree structure as a list of edges, where each edge is represented as (child, parent).

- The root node is always 0.
- Each region is assigned a unique node number.
- Edges represent parent-child relationships, where a parent region contains a child region.

Format your response inside `<answer>...</answer>` tags.

The first line should be the number of nodes excluding the root. Each subsequent line should be `u v`, meaning an edge from `v` to `u`, where `v` is the parent and `u` is the child.

Example:

```
<answer>
3
1 0
2 0
3 1
</answer>
```

Make sure to include all edges that represent the hierarchical structure.

A.2 Prompt variants

Unless otherwise stated, the results reported in the main paper use the evaluation prompt in Appendix A.1. We also considered variants that provide additional hints, such as the approximate number of nodes, but these are not used for the main benchmark results. This distinction is important because providing a node-count hint changes the task’s difficulty and can affect both node-count accuracy and tree-structure accuracy.

B Datasets, Metadata, Environments, Code, and Artifacts

B.1 Released Datasets

CurveBench is released as a collection of benchmark datasets for evaluating visual topological reasoning. The released resources include CurveBench-Easy and the main CurveBench benchmark used for the harder evaluation setting.

Review mode. This submission is intended for the single-blind review option in the NeurIPS 2026 Evaluations & Datasets Track. CurveBench is a dataset-centered benchmark submission, and review requires access to hosted datasets, Croissant metadata, benchmark environments, training artifacts, and executable code. We therefore provide public resource links for reproducibility and reviewer verification, while keeping author names out of the manuscript.

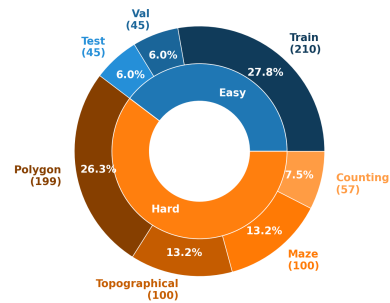


Figure 4: CurveBench Dataset: Hierarchical Distribution

Resource	Description
CurveBench collection	Collection containing the released CurveBench datasets and benchmark variants.
CurveBench-Easy	Easy benchmark variant containing smaller curve configurations with simpler rooted containment trees.
CurveBench	Main benchmark variant containing the harder evaluation categories used in our experiments.
Code repository	Repository containing dataset construction utilities, ground-truth generation code, evaluation scripts, training code, experiment logs, and benchmark resources.

Table 4: Dataset and code resources for CurveBench. The submission uses the single-blind E&D review option because the benchmark requires reviewer access to hosted datasets, Croissant metadata, evaluation environments, and code.

For review, the datasets, code, training artifacts, experiment logs, and ground-truth generation utilities are available at the following locations:

- CurveBench collection: <https://huggingface.co/collections/AmirMohseni/curvebench>
- CurveBench-Easy: <https://huggingface.co/datasets/AmirMohseni/CurveBench-Easy>
- CurveBench: <https://huggingface.co/datasets/AmirMohseni/CurveBench>
- Code: <https://github.com/Amir-Mohseni/CurveBench>

The dataset is released under the **CC BY 4.0** license. The accompanying benchmark and evaluation code is released under the **MIT License**. These licenses are also specified in the dataset card, repository documentation, and Croissant metadata files.

B.2 Croissant Metadata

To support machine-readable dataset documentation, we provide Croissant JSON-LD metadata files for the released CurveBench datasets. Each Croissant file describes the dataset structure, file records, annotation fields, license, citation information, intended use, collection process, and responsible-AI metadata.

For review, the Croissant files are included with the released dataset resources and submitted through OpenReview as required for dataset submissions:

- `curvebench-easy-croissant.json`
- `curvebench-croissant.json`

The Croissant metadata includes both core metadata fields and responsible-AI fields. The core fields document the dataset name, description, version, license, file structure, record sets, and schema. The responsible-AI fields document the data collection process, intended uses, out-of-scope uses, known limitations, privacy properties, potential misuse risks, and other dataset documentation fields required for reproducible evaluation.

B.3 Evaluation Environments

We provide standardized evaluation environments that fix the dataset split, input formatting, evaluation prompt, answer parser, and reward function. This ensures that different models are evaluated under the same conditions and makes the reported benchmark results easier to reproduce.

Environment	Description
CurveBench-Easy	Evaluation environment for the CurveBench-Easy test split.
CurveBench-Hard	Evaluation environment for the full CurveBench-Hard benchmark set.

Table 5: Evaluation environments used for CurveBench. Each environment specifies the dataset split, input format, evaluation prompt, answer parser, and reward function.

Model	Tree Acc.	Node Count Acc.	Avg. Reward
google/gemini-3.1-pro-preview	0.711	0.778	0.731
google/gemini-3-pro-preview	0.650	0.739	0.677
openai/gpt-5.2	0.394	0.433	0.406
qwen/qwen3-vl-235b-a22b-thinking	0.339	0.522	0.394
qwen3-vl-8b-region-tree	0.333	0.544	0.397
anthropic/claude-opus-4.5	0.322	0.433	0.356
openai/gpt-5.4	0.306	0.422	0.341
qwen3-vl-8b-only-tree	0.306	0.494	0.362
gemma-3-12b-region-tree	0.206	0.489	0.291
openai/gpt-5-mini	0.172	0.200	0.181
openai/gpt-5.4-mini	0.139	0.383	0.212
google/gemma-3-27b-it	0.072	0.278	0.134
google/gemma-3-12b-it	0.044	0.233	0.101
qwen/qwen3-vl-8b-thinking	0.028	0.061	0.038
qwen/qwen3-vl-8b-instruct	0.017	0.322	0.108

Table 6: CurveBench-Easy results on the held-out test set, sorted by tree-generation accuracy. Each sample was evaluated with four rollouts.

Model	Tree Acc.	Node Count Acc.	Avg. Reward
google/gemini-3.1-pro-preview	0.191	0.316	0.228
google/gemini-3-pro-preview	0.158	0.272	0.192
google/gemini-3-flash-preview	0.088	0.180	0.115
openai/gpt-5.2	0.081	0.125	0.094
qwen3-vl-8b-only-tree	0.070	0.151	0.095
openai/gpt-5.4	0.066	0.147	0.090
qwen/qwen3-vl-235b-a22b-thinking	0.061	0.160	0.091
qwen3-vl-8b-region-tree	0.048	0.151	0.079
anthropic/claude-opus-4.5	0.042	0.107	0.061
qwen/qwen3-vl-8b-thinking	0.042	0.083	0.054
gemma-3-12b-region-tree	0.031	0.132	0.061
qwen/qwen3-vl-8b-instruct	0.029	0.107	0.052
openai/gpt-5.4-mini	0.024	0.075	0.039
openai/gpt-5-mini	0.013	0.061	0.028
google/gemma-3-12b-it	0.007	0.055	0.021

Table 7: CurveBench-Hard results on the full benchmark set, sorted by tree-generation accuracy. Due to the larger size of CurveBench-Hard, each sample was evaluated with one rollout.

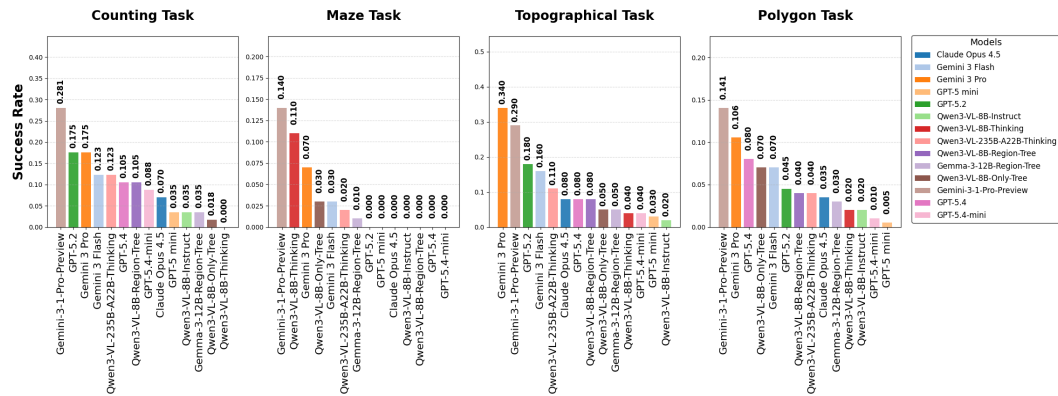
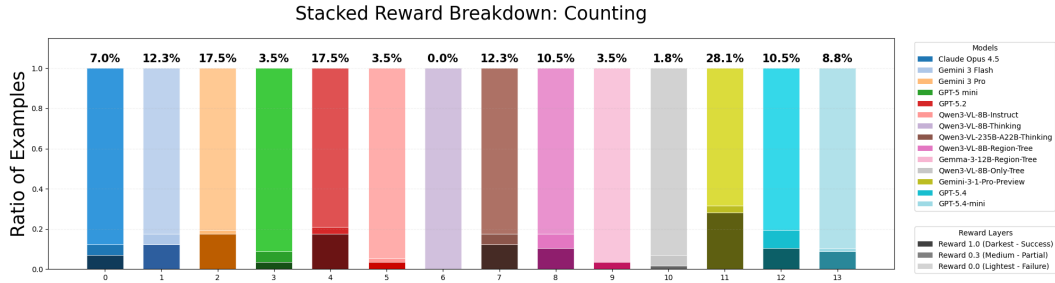
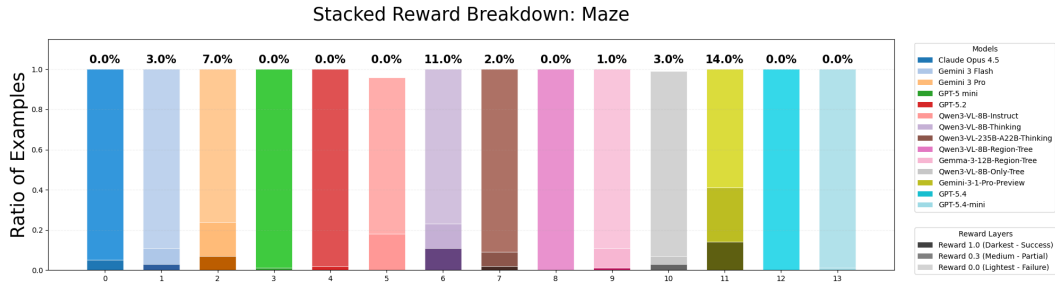


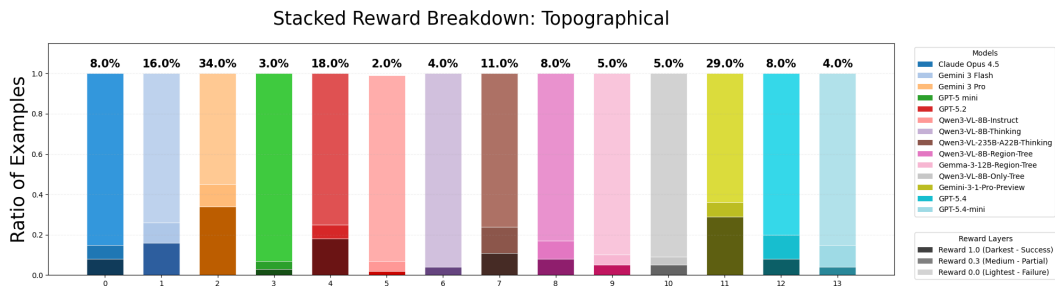
Figure 5: Per-category success-rates.



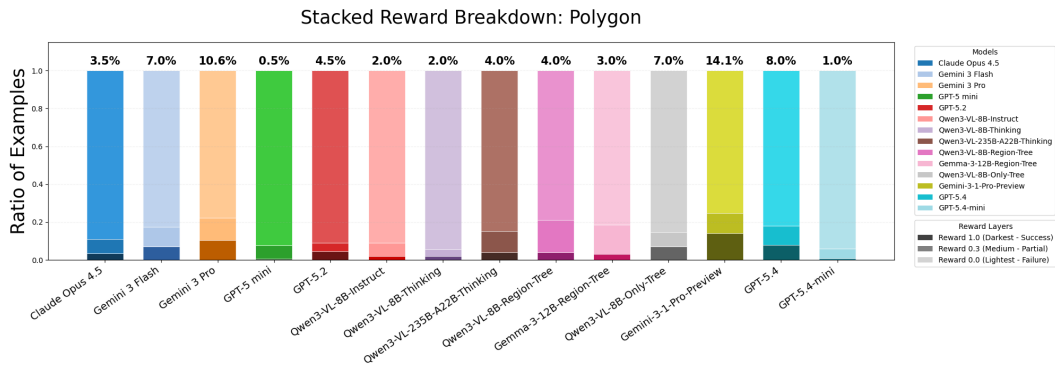
(a)



(b)



(c)



(d)

Figure 6: Stacked reward breakdown for CurveBench-Hard. Darkest, medium, and Lightest color shows the Ratio of examples with gained reward 1, 0.3, and 0 respectively. Percentage above bar charts show accuracy of the model (i.e., ratio of gained reward 1).

For review, the evaluation environments are provided through the public project resources:

- CurveBench-Easy environment: <https://app.primeintellect.ai/dashboard/environments/amirmohseni/curvebench-env>
- CurveBench-Hard environment: <https://app.primeintellect.ai/dashboard/environments/amirmohseni/curvebench-hard-env>

B.4 Code, Training Artifacts, Logs, and Ground-Truth Generation

The public CurveBench repository contains the code and artifacts needed to reproduce the benchmark construction, evaluation, and fine-tuning experiments. This includes dataset construction utilities, OpenCV-based ground-truth extraction scripts, evaluation parsers, reward computation code, benchmark environment resources, reinforcement-learning training code, and training/evaluation logs.

Ground-truth trees were produced using an automated OpenCV contour-based extraction pipeline. The pipeline traces the boundary curves in each image, identifies containment relations between planar regions, and assembles these relations into a rooted tree with the exterior region as the root. Every generated annotation was subsequently human-verified to ensure structural correctness. The reinforcement-learning fine-tuning code includes the CurveBench-specific training configuration, reward computation, rollout generation, parser integration, and Dr.GRPO-based optimization used in our experiments. The released experiment logs include reward trajectories during training and evaluation for the trained CurveBench models.

For review, the code, training artifacts, experiment logs, and ground-truth generation utilities are available at:

- <https://github.com/Amir-Mohseni/CurveBench>