

Khayyam's Cubics and the Hidden Conic

Amir Asghari

Liverpool John Moores University

asghari.amir@gmail.com

Written in the late eleventh century, Omar Khayyam's *Treatise on Algebra* [5] presents a systematic treatment of cubic equations by means of intersecting conic sections. Modern presentations frequently reformulate these constructions in Cartesian coordinates. Although such reformulations are mathematically legitimate and pedagogically convenient, they risk obscuring the geometric framework within which Khayyam himself worked.

Khayyam begins his treatise with a warning. This work, he explains, can be understood only by one who has mastered Euclid's *Elements* and Apollonius' *Conics*. Without familiarity with those foundations, there is no way to understand what follows. He therefore undertakes to extract from those classical sources only what is necessary for the present treatise, gathering together the geometric principles required for his constructions and omitting everything superfluous.

This paper accepts a similar constraint. We do not attempt to reconstruct the entirety of Greek conic theory, nor to translate Khayyam prematurely into analytic geometry. Instead, we isolate only the minimal geometric structures he repeatedly employs and examine how they govern his selections in solving cubic equations.

Under that discipline, this rather short treatise presents geometric solutions to all thirteen types of cubic equations given by Khayyam himself, while remaining educationally accessible and historically revealing.

Conics as geometric means

Central to Khayyam's method is the geometric mean. Given two segments a and b , a segment x is their geometric mean if

$$x^2 = ab.$$

This relation appears already in Euclid's treatment of the circle and later becomes central to the classical Greek treatment of conic sections.

Let AB be a fixed segment and H a variable point on it. At H erect a perpendicular line, and choose a point C on that perpendicular so that

$$CH^2 = AH \cdot HB.$$

As H varies along AB , the point C traces a semicircle with diameter AB . In Euclidean language, the semicircle is the locus of points whose perpendicular to the diameter yields a segment that is the geometric mean of the two parts into which the diameter is divided.

If instead H is taken on the continuation of AB beyond B , and one requires

$$CH^2 = AB \cdot HB,$$

then, as H varies, the point C traces a parabola.

If again H is taken on the continuation of AB beyond B , but one imposes

$$CH^2 = HA \cdot HB,$$

the locus of C is a hyperbola.

These definitions of the parabola and diameter-based hyperbola belong to Book I of Apollonius' *Conics* [1]. A complementary description, drawn from Book II, will be important later. For a hyperbola presented relative to its asymptotes, the rectangle formed by the perpendicular distances from a point on the curve to the two asymptotes is constant.

These constructions—circle, parabola, and hyperbola—form the geometric vocabulary within which Khayyam operates.

Khayyam's scheme

Khayyam classifies cubic equations into thirteen species according to the arrangement of positive terms. He works exclusively with positive magnitudes interpreted as volumes. An equation equating a positive magnitude to zero is therefore excluded. This positivity constraint governs both classification and construction.

To begin uncovering the central structure of his method, we start with the cubic equation most often used to present it:

$$x^3 + b^2x = c^3.$$

Each term is interpreted homogeneously. A constant represents a cube, while a term such as b^2x represents a solid with square base b^2 and height x . Using a lemma proved earlier in the treatise, Khayyam rewrites the constant cube on the same square base, so that

$$c^3 = b^2l$$

for some segment l . The equation therefore becomes

$$x^3 + b^2x = b^2l.$$

This rewriting allows both sides of the equation to be treated as cubes on the same base, and this is fundamental to the two conics Khayyam defines in order to solve the equation. He then proves that the segment determined by the intersection of those two conics is precisely the side x of the cube satisfying the equation.

Our presentation reverses Khayyam's original order. To reveal the hidden structure, we first rewrite the equation as

$$x^3 = b^2(l - x).$$

Khayyam's construction may then be viewed as transforming the equation into the equality of ratios

$$\frac{x^2}{b^2} = \frac{l - x}{x}.$$

Then, following a well-known Greek scheme used, for example, in the duplication of the cube [3], he introduces an auxiliary segment y and reduces the solution of the equation to finding x and y in the continuous proportion

$$\frac{x}{b} = \frac{y}{x} = \frac{l - x}{y}.$$

From these equalities arise three conic relations

$$x^2 = by, \quad y^2 = x(l - x), \quad x(y + b) = bl,$$

whose intersection determines the corresponding segments x and y , and hence the segment satisfying the original equation.

And here lies the hidden structure in Khayyam's presentation: although he defines only two conics for the problem, the proportional argument in fact yields three. What Khayyam shows explicitly is the pair he uses. What remains implicit is the act of choosing that pair and setting aside the third.

The same pattern appears throughout the remaining cubic equations: in each case, behind the displayed construction, one can recover a third conic relation that is algebraically available but geometrically unused.

The thirteen species

Khayyam presents the cubic cases in two groups: first the species with three terms, then those with four. The latter divide further into two subgroups: cases with three terms on one side of the equation and one on the other, and cases with two terms on each side. In each case below, we list the equation, the two conics used, and the remaining conic relation.

$$(1) \begin{aligned} x^3 + b^2x &= b^2l \\ x^2 &= by, \quad y^2 = x(l - x) \\ x(y + b) &= bl \end{aligned}$$

$$(2) \begin{aligned} x^3 + b^2l &= b^2x \\ x^2 &= by, \quad y^2 = x(x - l) \\ x(b - y) &= bl \end{aligned}$$

$$(3) \begin{aligned} x^3 &= b^2x + b^2l \\ x^2 &= by, \quad y^2 = x(l + x) \\ x(y - b) &= bl \end{aligned}$$

$$(4) \begin{aligned} x^3 + ax^2 &= c^3 \\ xy &= c^2, \quad y^2 = c(x + a) \\ x(x + a) &= cy \end{aligned}$$

$$(5) \begin{aligned} x^3 + c^3 &= ax^2 \\ xy &= c^2, \quad y^2 = c(a - x) \\ cy &= x(a - x) \end{aligned}$$

$$(6) \begin{aligned} x^3 &= ax^2 + c^3 \\ xy &= c^2, \quad y^2 = c(x - a) \\ cy &= x(x - a) \end{aligned}$$

$$(7) \begin{aligned} x^3 + ax^2 + b^2x &= b^2l \\ y^2 &= (l - x)(x + a), \quad x(y + b) = bl \\ by &= x(x + a) \end{aligned}$$

$$\begin{aligned}
(8) \quad & x^3 + ax^2 + b^2l = b^2x \\
& y^2 = (x-l)(x+a), \quad x(b-y) = bl \\
& by = x(x+a) \\
(9) \quad & x^3 + b^2x + b^2l = ax^2 \\
& y^2 = (x+l)(a-x), \quad x(y-b) = bl \\
& by = x(a-x) \\
(10) \quad & x^3 = ax^2 + b^2x + b^2l \\
& y^2 = (x+l)(x-a), \quad x(y-b) = bl \\
& by = x(x-a)
\end{aligned}$$

$$\begin{aligned}
(11) \quad & x^3 + ax^2 = b^2x + b^2l \\
& y^2 = (x+l)(x+a), \quad x(y-b) = bl \\
& by = x(x+a) \\
(12) \quad & x^3 + b^2x = ax^2 + b^2l \\
& y^2 = (l-x)(x-a), \quad x(y+b) = bl \\
& by = x(x-a) \\
(13) \quad & x^3 + b^2l = ax^2 + b^2x \\
& y^2 = (x-l)(x-a), \quad x(b-y) = bl \\
& by = x(x-a)
\end{aligned}$$

Local coordinates without global coordinates

It is tempting, from a modern perspective, to read these constructions in the Cartesian plane: fix an origin, fix perpendicular axes, and then consider the curves defined by the given equations. This translation is mathematically legitimate. But it imports a framework that Khayyam does not use. The Cartesian framework makes position, sign, and shift appear automatic, whereas in Khayyam’s geometry the orientation and relocation of the defining segments must be handled directly within the construction.

In Khayyam’s work, each conic is introduced through a local construction that comes with the conic itself. One first specifies the lines that play the role of a coordinate cross for that conic—its diameter and tangent at the vertex, or, in the asymptotic case, its two asymptotes—and only then measures distances relative to those lines. The “coordinates” are not distances from a fixed origin in the plane, but lengths of constructed segments.

To see the difference sharply, consider the following two parabolas written in Cartesian form:

$$y = x^2, \quad y = -(x-a)^2 + b.$$

In Cartesian language these are distinct equations; one of them “opens downward” because of the minus sign. Their graphs are positioned differently in the plane, and their algebraic forms encode that difference.

In the Apollonian framework, however, this distinction is largely beside the point. The appearance of a negative sign in a Cartesian equation is not something that exists for Khayyam at all; it is an artifact of global coordinate conventions. The curve is the curve. Its Apollonian description

does not change when we translate it, rotate it, or relabel which direction is called “up.” What matters is not position in a fixed plane, but the relation that defines the curve.

Once we agree that the diameter is perpendicular to the tangent at the vertex, the only datum distinguishing one parabola from another is the parameter p in

$$x^2 = py \quad (\text{equivalently } y^2 = px).$$

The number p represents the length of a segment fixing how open the curve is. In this sense, p plays a role analogous to the radius of a circle: changing p changes the curve itself, whereas translating the curve in the plane does not.

Because Khayyam works in local coordinates, when two curves visually meet, it does not automatically follow that the intersection determines the solution of the relevant equation; and, conversely, when they do not meet in a given placement, it does not follow that the equation has no solution. Everything depends on how meaningfully the curves have been placed within the local configuration.

The quantities appearing in the equations—unknowns as well as given parameters—each correspond to particular segments in the construction. In what follows, we color the diagrams by role in order to make these correspondences easier to follow without overburdening the figures with symbolic labels (compare [4], who also use color in their exposition of $x^3 + ax^2 + b^2x = b^2l$): blue for b and c , where b is the parameter of the parabola and c the constant associated with the asymptotic hyperbola; green for l , the segment introduced when the constant cube is rewritten on the chosen square base; orange for a , the coefficient of x^2 , which governs the displacement appearing in the corresponding conics; purple for the diameter of the diameter-based hyperbola; and red for the segment representing the solution of the equation. The dashed segment marks the companion segment y .

From thirteen species to five families

Khayyam himself organizes the cubic cases by the number of terms and by how those terms are distributed across the two sides of the equation. If, instead, we classify the equations by the conics actually used in their solution, a different structure emerges: the thirteen species fall into five geometric families, as follows. In each family, we choose as representative the equation whose defining conics have the greatest number of additive terms.

1. Circle + parabola: case (1) (Figure 1).
2. Parabola + diameter-based hyperbola: cases (2) and (3), represented by (3) (Figure 2).
3. Parabola + asymptotic hyperbola: cases (4), (5), and (6), represented by (4) (Figure 3).
4. Circle + asymptotic hyperbola: cases (7), (9), and (12), represented by (7) (Figure 4).
5. Diameter-based hyperbola + asymptotic hyperbola: cases (8), (10), (11), and (13), represented by (11) (Figure 5).

Within a given family, the same compatibility pattern may persist while the defining segments are reoriented and the conics correspondingly relocated. Khayyam must manage these adjustments geometrically, case by case, and, as he says in his discussion of case 9, “by means of a modicum of induction together with an easy deduction” [5, p. 145].

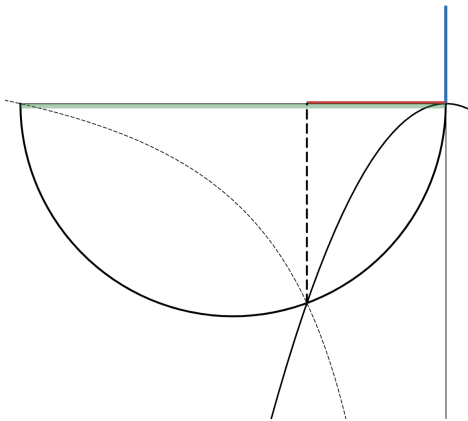


Figure 1: Circle and parabola (case (1)).

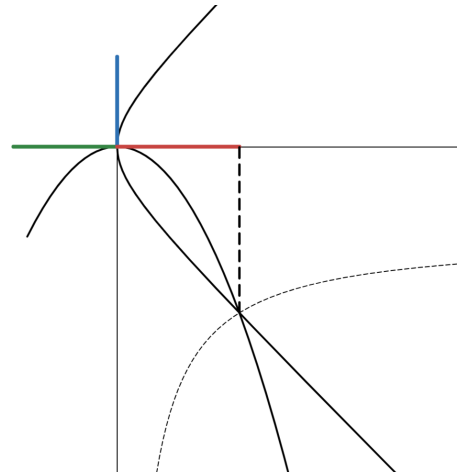


Figure 2: Parabola and diameter-based hyperbola (case (3)).

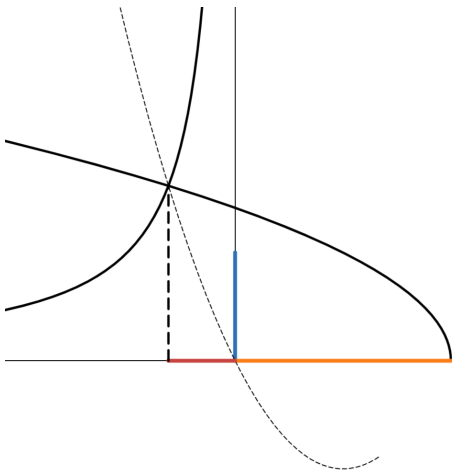


Figure 3: Parabola and asymptotic hyperbola (case (4)).

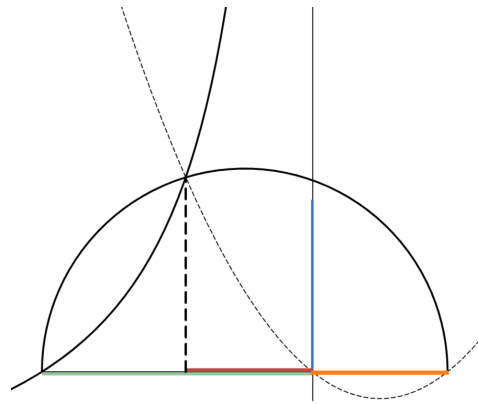


Figure 4: Circle and asymptotic hyperbola (case (7)).

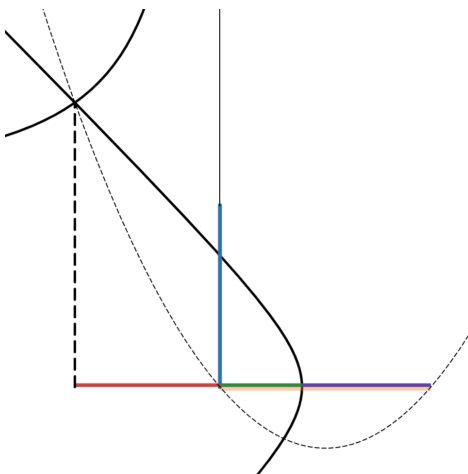


Figure 5: Diameter-based hyperbola and asymptotic hyperbola (case (11)).

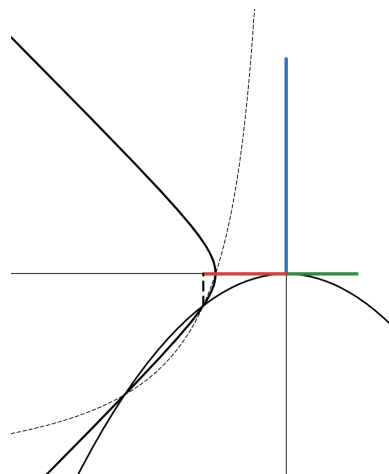


Figure 6: Case (2): the reflection of case (3).

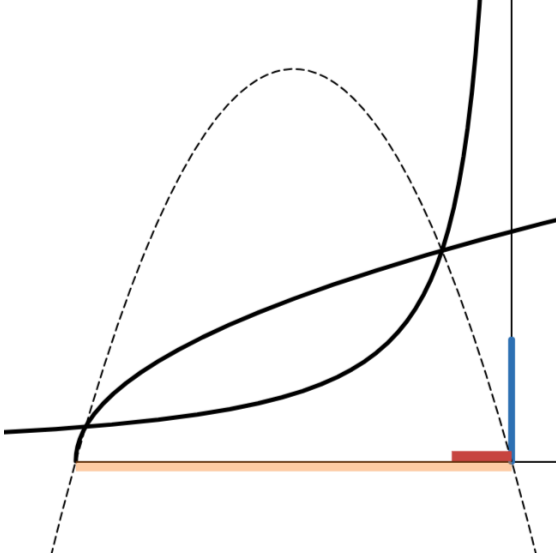


Figure 7: A reflected version of Case IV.

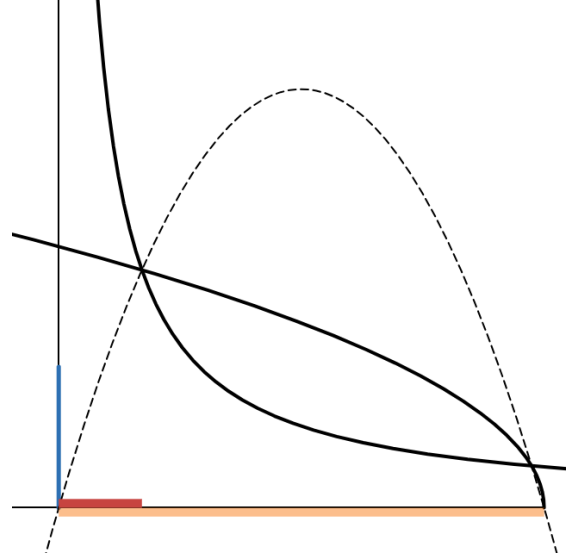


Figure 8: Khayyam's own diagram for Case V.

At this point, an algebraic surprise appears. Still within Khayyam's own volumetric framework, if reflections are represented simply by changes in the signs of the parameters, then the equations belonging to a single family collapse into one another. More than that, the figures he gives for the individual members of a family turn out, in effect, to be the same graph under reflection. Thus, for example, case 2, $x^3 + b^2l = b^2x$, may be obtained from case 3, $x^3 = b^2x + b^2l$, by replacing l with $-l$, and the diagram for case 2 (Figure 6) may accordingly be read as the reflection of the diagram for case 3 (Figure 2).

In a modern coordinate framework, such variation would be absorbed automatically into the formalism itself: signs, translations, and scaling are built into the equations and pass directly to their graphs. Case V is especially revealing.

Starting from the graph of Case IV (Figure 3), one obtains a graph for Case V (Figure 7) by reflecting the segment determined by a and the hyperbola determined by c , that is, by replacing a with $-a$ and c with $-c$. Khayyam's own diagram for Case V (Figure 8), however, differs from this reflected figure by a mirror reflection. Had Khayyam fixed one direction once and for all, he could have benefited from some aspects of a global coordinate system. The absence of such a framework also shows itself in the mismatch between the local coordinate frame of the third conic and those of the two chosen ones, as we shall see in the next section.

The hidden conic

The third curve, represented by a dashed line in each of the cases above, reveals something easy to miss in Cartesian retellings: for every cubic, there is a third conic relation that is algebraically available, yet Khayyam does not use it.

To see this, let us return to Case I. For this case, the chosen pair is

$$x^2 = by, \quad y^2 = x(l - x),$$

while the unused relation is

$$x(y + b) = bl.$$

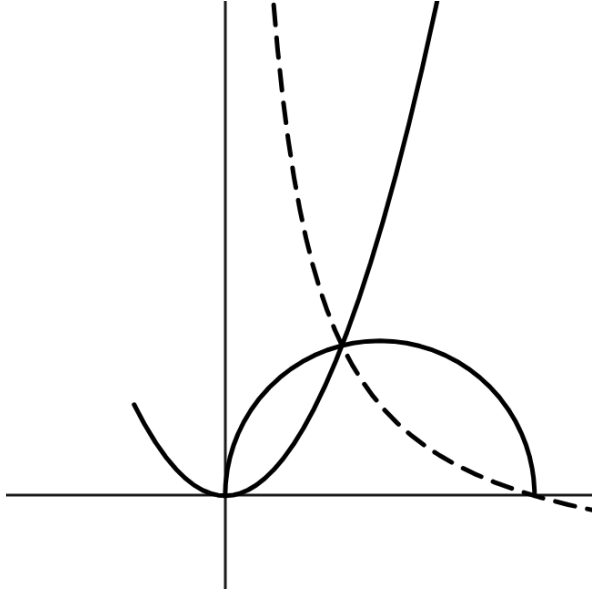


Figure 9: The three conics associated with Case I in a Cartesian frame.



Figure 10: Case (9) from Smith Oriental MS 45, showing the unused parabola as well.

In a global Cartesian frame, all three relations can be drawn together and seen to pass through the same solution point (Figure 9).

In Khayyam’s geometry, however, the first two already determine a shared local configuration for reading x and y . The third relation belongs to a different local framework; see Figure 1 above. Khayyam never mentions this third conic, but it is reasonable to imagine him sketching the local coordinate structure implicit in each relation and testing their mutual compatibility before presenting the pair that works.

There is no trace of this third conic in the editions of Woepcke [8] and Rashed and Vahabzadeh [5]. Yet one case, surprisingly, has been in plain sight for some time. In their presentation of a manuscript image in the *Mathematical Treasures* collection, Frank J. Swetz and Victor J. Katz [7] used a rare diagram from Smith Oriental MS 45 [6] to illustrate Khayyam’s treatment of case 9 (Figure 10).

In that figure, the two conics Khayyam uses are present—the circle and the hyperbola with its asymptotes—but so too is the conic he does not use: the parabola.

Apart from case 9, there is no trace of the third conic in the other cases. This omission is not arbitrary. It reflects the local character of Khayyam’s geometry.

Khayyam before analytic geometry

Khayyam’s geometry has often been read through the lens of analytic geometry. In doing so, we have inadvertently imposed on it a global coordinate framework foreign to his method. As a result, his choices have seemed either obvious or unmotivated, and we have lacked the conceptual framework to question them properly. Yet that framework has been present from the start in Khayyam’s own account, and explicitly so when he says that the reader needs only Euclid’s *Elements* and Apollonius’ *Conics*. His objects are geometric objects, not analytic ones defined in a global coordinate system.

Only from within this distinction does the central question arise: why these conics rather than others? The answer lies there as well. In Khayyam’s geometry, coordinates are constructed locally,

tied to particular diameters, tangents, or asymptotes. Within such a framework, algebra remains transitive: if $a = c$ and $b = c$, then $a = b$. The corresponding local coordinate constructions, however, need not be mutually compatible. Thus, what is achieved automatically in a Cartesian retelling can be achieved in Khayyam’s geometry only, as he says, “by means of a modicum of induction.” Even when that process succeeds, as it does in all his cases, there remains a mismatch between algebraic possibility and geometric realizability.

This distinction also bears on a broader historical narrative. Khayyam is often presented as a precursor of Fermat and Descartes (for example, see [5]). Yet, in matters of coordinate geometry, he stands on fundamentally different ground. His coordinates are local; analytic geometry is global. In his work, geometry and algebra cooperate, but they do not yet merge into a unified system. That synthesis belongs to the seventeenth century, when Fermat could write:

Whenever two unknown quantities are found in final equality, there results a locus in place, and the endpoint of one of these describes a straight line or a curve.

Described by Carl Boyer as “one of the most significant statements in the history of mathematics” [2, p. 75], this is the point at which algebra determines geometry within a fixed global coordinate system.

In Khayyam, geometry first determines which algebraic relations may be used. Had he fixed a single direction for setting up the conics, he might have seen that some of his cases collapse into one another and thus come closer to serving as a bridge between Greek geometry and the analytic geometry of Fermat and Descartes. But he did not.

Seen from this perspective, Khayyam is not an incomplete analytic geometer. He is a complete geometric algebraist working within a different conceptual world. Recovering that world not only clarifies his method, but also sharpens our understanding of how coordinate geometry itself was born.

References

- [1] Apollonius of Perga, *Treatise on Conic Sections*, edited by Thomas Little Heath, Cambridge University Press, Cambridge, 1896.
- [2] C. B. Boyer, *The History of the Calculus and Its Conceptual Development*, Dover, New York, 1959. MR0124178
- [3] T. L. Heath, *A History of Greek Mathematics. Vol. I: From Thales to Euclid*, Clarendon Press, Oxford, 1921.
- [4] D. A. Kent and D. J. Muraki, A geometric solution of a cubic by Omar Khayyam. . . in which colored diagrams are used instead of letters for the greater ease of learners, *Amer. Math. Monthly* **123** (2016), no. 2, 149–160. MR3470505, <https://doi.org/10.4169/amer.math.monthly.123.2.149>
- [5] R. Rashed and B. Vahabzadeh, *Omar Khayyam, the Mathematician*, Bibliotheca Persica Press, New York, 2000.
- [6] *Maqālah fī al-jabr wa-al muqābalah*, Smith Oriental MS 45, Rare Book & Manuscript Library, Columbia University, Lahore, 13th century.

- [7] F. J. Swetz and V. J. Katz, Mathematical Treasures—Omar Khayyam’s Algebra, *Convergence*, January 2011, Mathematical Association of America, <https://old.maa.org/press/periodicals/convergence/mathematical-treasures-omar-khayyam-s-algebra>.
- [8] O. Khayyam, *L’algèbre d’Omar Alkhayyâmi, publiée, traduite et accompagnée d’extraits de manuscrits inédits*, par F. Woepcke, B. Duprat, Paris, 1851.