

Comparative assessment of germanium-based spin-qubit modalities: donor, acceptor, gate-defined hole, and gate-defined electron platforms

D.-M. Mei*, K.-M. Dong, S. A. Panamaldeniya, A. Prem, S. Chhetri, N. Budhathoki, and
S. Bhattarai

Department of Physics, University of South Dakota, Vermillion, SD 57069, USA

Abstract

High-purity germanium (Ge) has re-emerged as a leading semiconductor platform for spin-based quantum information processing because it combines mature materials processing, access to spin-free isotopes, small carrier effective masses, high mobilities, and strong yet engineerable spin-orbit coupling. At the same time, “Ge qubits” do not constitute a single technology: donor spin qubits, acceptor spin qubits, gate-defined hole spin qubits, and gate-defined electron spin qubits exploit different parts of the band structure and therefore make fundamentally different trade-offs among coherence, controllability, fabrication complexity, and scalability. In this work, we present a comparative assessment of these four Ge-based qubit modalities on a common physical and architectural footing. We first review the Ge materials physics that cuts across platforms, including isotopic purification, the multivalley L -point conduction band, the spin-3/2 valence band, heavy-hole/light-hole mixing, and the roles of strain, interfaces, disorder, and phonons. We also introduce a common framework for estimating the phononic-crystal-modified T_1 in Ge spin systems by combining a calibrated reference relaxation rate, a geometry-specific local strain-density-of-states suppression factor, and parasitic relaxation channels introduced by nanofabrication. We then examine the operating principles, advantages, and limitations of each modality. Donor qubits offer atom-like confinement, strong Stark tunability, and access to hybrid electron-nuclear registers, but are constrained by comparatively strong spin-lattice relaxation. Acceptor qubits provide electrically active spin-3/2 physics with unusual quadrupolar and strain-coupled functionality, but remain highly sensitive to microscopic environment and comparatively immature experimentally. Gate-defined electron qubits retain the appeal of spin-1/2 encoding, yet inherit the full complexity of Ge’s multivalley conduction band and remain underdeveloped. In contrast, gate-defined hole qubits in Ge nanostructures and Ge/SiGe heterostructures currently offer the most compelling combination of all-electrical control, demonstrated multiqubit functionality, and architectural scalability. We conclude that Ge supports a genuinely diverse qubit ecosystem, but that gate-defined hole-spin qubits presently represent the clearest route toward scalable Ge-based quantum processors, while donor, acceptor, and gate-defined electron platforms remain important complementary directions for memory, hybrid, and exploratory architectures.

1 Introduction

The central challenge in quantum computing is no longer the demonstration of an isolated high-performance qubit, but the realization of a hardware architecture that can scale to fault-tolerant

*Corresponding author: dongming.mei@usd.edu

operation. In practice, this requires simultaneously reducing physical error rates below quantum-error-correction thresholds while maintaining long-term stability, sufficient qubit connectivity, and a classical control and readout infrastructure that does not overwhelm the cryostat through wiring density, heat load, power dissipation, and crosstalk [1, 2]. For this reason, the most promising qubit platform is not simply the one that performs best at the few-qubit level, but the one that offers a credible path to dense integration, low-power control, manufacturable device layouts, and compatibility with cryogenic electronics.

Among the many competing hardware platforms, semiconductor spin qubits offer one of the most compelling routes to meeting this scaling challenge. Their defining advantage is that quantum information is encoded in the spin of a single carrier within a device footprint measured in tens of nanometers rather than micrometers. This naturally supports high integration density, leverages the mature materials and fabrication ecosystem of the semiconductor industry, and offers a realistic pathway toward co-integration with cryogenic control electronics and multiplexed readout. Unlike architectures that rely on physically large qubits or complex room-temperature control infrastructure, semiconductor spin qubits are intrinsically well aligned with the engineering demands of large-scale quantum information processing [3, 2]. Their long-term appeal therefore lies not only in coherence and gate fidelity, but also in the prospect of building processors using a technology stack already optimized for miniaturization, reproducibility, and large-scale manufacturing.

Within the broader family of semiconductor spin qubits, high-purity germanium (Ge) has emerged as one of the most versatile and attractive material platforms. Historically important in the earliest generations of electronics, Ge is now undergoing a renaissance in quantum science because it combines several attributes that are difficult to obtain simultaneously in a single semiconductor: compatibility with advanced semiconductor processing, the availability of spin-free isotopes, small carrier effective masses, high mobilities, strong but engineerable spin-orbit coupling, and compatibility with heterostructure, donor, and nanofabricated quantum-dot approaches [3]. These characteristics have already made Ge a promising host for superconducting hybrids, spin qubits, topological device concepts, and quantum sensing. More importantly, they make Ge unusually well suited to address the central bottleneck of spin-based quantum computing: how to preserve qubit quality while enabling fast control, compact device layouts, and hardware-efficient interconnects.

A particularly powerful aspect of Ge is that it offers two distinct quantum resources within the same host material. In the conduction band, electrons occupy anisotropic L valleys, introducing a nontrivial valley and mass-tensor structure that can be either a resource or a complication depending on the qubit modality. In the valence band, by contrast, the low-energy states arise from the spin-3/2 heavy-hole (HH) and light-hole (LH) manifold, giving rise to strong electric-dipole spin resonance (EDSR), large and electrically tunable g tensors, and the possibility of fast all-electrical control [4, 5]. For hole-spin devices, Ge offers additional advantages directly relevant to scalability: the relevant hole states avoid the valley-degeneracy problem that complicates many electron-spin platforms, holes experience suppressed contact hyperfine coupling because they occupy p -like orbitals, and the light in-plane effective mass supports strong electrostatic confinement together with high mobility [3]. Taken together, these features make Ge an unusually rich materials platform for spin-based quantum information processing.

At the same time, “germanium qubits” do not represent a single technology. At least four distinct Ge-based spin-qubit modalities can be identified: donor spin qubits, acceptor spin qubits, gate-defined hole spin qubits, and gate-defined electron spin qubits. These platforms exploit different parts of the Ge band structure, are governed by different effective control Hamiltonians, and make fundamentally different trade-offs among coherence, electrical controllability, fabrication precision, and scalability. Donor qubits are atom-like systems in which quantum information is

encoded in a donor-bound electron spin or donor-assisted electron–nuclear manifold. Acceptor qubits instead rely on a bound valence hole, inheriting spin-3/2 physics, quadrupolar couplings, and pronounced sensitivity to strain and interface symmetry. Gate-defined hole-spin qubits use electrostatically confined holes in Ge nanostructures or quantum wells, enabling fast all-electrical manipulation through strong spin–orbit coupling. Gate-defined electron-spin qubits confine conduction electrons in Ge quantum dots, offering the conceptual simplicity of spin-1/2 encoding but inheriting the complexity of the multivalley L -point conduction band. These four modalities should therefore be viewed not as minor variants of the same idea, but as physically distinct qubit technologies that happen to share a common semiconductor host.

This distinction is important because the same material parameter can play opposite roles across platforms. Strong spin–orbit coupling, for example, is a liability for donor-electron T_1 , a resource for hole-spin EDSR, a route to quadrupolar sweet spots in acceptors, and a possible source of variability in large gate-defined arrays. Likewise, the valley structure of the Ge conduction band may complicate donor and gate-defined electron devices while leaving hole-based platforms comparatively simpler. Even the outstanding chemical purity that can now be achieved in Ge does not benefit all modalities in the same way. In addition to isotopic purification, Ge can be zone refined in the laboratory to residual impurity concentrations near 10^{11} cm^{-3} (roughly 12N material), and subsequent Czochralski growth can produce detector-grade single crystals with impurity concentrations near 10^{10} cm^{-3} (roughly 13N), together with controlled dislocation densities compatible with high-performance devices [6, 7, 8, 9]. This level of materials control suppresses random electrostatic and strain disorder at the source, which is especially important for acceptor-based qubits whose spectra are strongly modified by strain and interface symmetry breaking [10, 11], but it is also highly relevant for donor, electron, and hole qubits, where reduced background disorder should improve uniformity, coherence, and reproducibility across large arrays [12, 3].

The experimental development of these platforms is also highly uneven. Ge hole-spin qubits have advanced rapidly from the first single-qubit demonstrations to fast two-qubit logic, a four-qubit quantum processor, ultrafast coherent manipulation, sweet-spot operation with substantially improved coherence, coherent spin shuttling through gate-defined quantum dots, and robust local control of a 10-spin array [13, 14, 15, 16, 17, 18]. This trajectory is significant because it shows that Ge is not merely an interesting materials system, but a platform already confronting the real bottlenecks of scale-up: electrically efficient control, multiqubit integration, transport, tunability, and device uniformity. Donor qubits remain attractive because of their atom-like reproducibility, large Stark tunability, and potential for relaxed exchange-coupling length scales relative to silicon, although they are limited by comparatively strong spin-lattice relaxation. Acceptor qubits are intrinsically electric-field-active spin-3/2 systems with appealing quadrupolar and interface-tunable physics, but in Ge they remain comparatively immature and highly sensitive to central-cell, strain, and interface details. Gate-defined electron qubits are conceptually attractive because of their simpler spin-1/2 encoding, but they remain less experimentally developed and must confront the complexity of Ge’s multivalley conduction band.

Another important dimension of the Ge platform is that it is compatible with architectural co-design beyond the qubit itself. The same spin–orbit interaction that enables fast electrical control also enhances sensitivity to charge noise and phonon-mediated relaxation, making decoherence engineering a central issue for Ge-based devices. For this reason, phononic-crystal (PnC) engineering is becoming increasingly attractive in Ge architectures [19, 20]. By tailoring the acoustic density of states, a PnC can suppress unwanted relaxation channels through phononic bandgaps, protect coherence, and create selected cavity or guided modes that mediate interactions beyond strictly nearest-neighbour exchange. In donor-based Ge systems, this approach has been proposed as a route to suppress one-phonon decay while preserving long-range phonon-mediated spin coupling

[19]. In Ge hole-spin architectures, recent design studies suggest that phononic crystals could enable decoherence engineering, medium-range coupling, and operation in the 1–4 K regime, where cooling power is far less constrained than at dilution-refrigerator base temperature [20]. Thus, Ge offers not only a strong qubit material, but also a plausible pathway toward the co-design of qubits, couplers, and cryogenic interfaces.

In this paper, we provide a detailed technical comparison of the four principal Ge-based spin-qubit modalities: donor spin qubits, acceptor spin qubits, gate-defined hole spin qubits, and gate-defined electron spin qubits. We first summarize the aspects of Ge materials physics that are relevant across platforms, including isotopic purification, the multivalley L -point conduction band, the spin-3/2 valence band, heavy-hole/light-hole mixing, and the effects of strain, interface fields, and phonons. We then examine each modality in turn, with particular emphasis on the dominant control mechanisms, decoherence channels, experimental status, and architectural implications. The goal is not merely to catalogue milestones, but to ask a sharper question: which intrinsic features of Ge help or hinder each qubit modality, and what do those trade-offs imply for scalability?

The overall picture that emerges is that gate-defined Ge hole-spin qubits currently offer the strongest combination of experimental maturity, electrical controllability, and architectural scalability. Donor qubits remain compelling for highly tunable atom-like and hybrid electron–nuclear concepts, whereas acceptor and gate-defined electron qubits are better viewed as strategically important but earlier-stage directions whose long-term competitiveness will depend on continued advances in materials control, interface engineering, and qubit reproducibility. By placing donor, acceptor, gate-defined hole, and gate-defined electron qubits on the same physical footing, this comparison aims to clarify which Ge-based technologies are presently best positioned to address the dominant challenge in quantum computing: the transition from elegant few-qubit demonstrations to scalable, fault-tolerant, and hardware-efficient quantum processors.

2 Ge materials physics relevant to all four platforms

Before discussing the individual qubit platforms, we summarize several aspects of Ge materials physics that are broadly relevant across all four modalities. Most of this section is a literature-based review of established properties of Ge, including isotopic composition, band-edge structure, strain sensitivity, interface effects, and phonon coupling. However, to facilitate cross-platform comparison, we also introduce several simplified scaling arguments and order-of-magnitude estimates, particularly in Secs. 2.3 and 2.4. These estimates are intended only to provide physical intuition and comparative guidance; they are not presented as new validated materials data, nor as a replacement for detailed atomistic modeling, device-specific simulation, or experiment. Likewise, several of the platform-level implications discussed below represent interpretive synthesis by the authors, built on the cited literature, to clarify how common Ge materials properties affect different qubit modalities in different ways.

2.1 Isotopic composition and hyperfine environment

A key attraction of Ge is that its host nuclear environment is unusually simple and highly tunable. Natural Ge contains five stable isotopes, ^{70}Ge , ^{72}Ge , ^{73}Ge , ^{74}Ge , and ^{76}Ge , with approximate natural abundances of 20.5%, 27.4%, 7.8%, 36.5%, and 7.8%, respectively; among these, only ^{73}Ge carries nuclear spin, with $I = 9/2$ [21, 3]. Thus, unlike III–V compounds, natural Ge already provides a host in which more than 92% of nuclei are spin free, and isotopic purification can further deplete the residual ^{73}Ge bath in close analogy to isotopically enriched silicon [3, 12]. This

is an important systems-level advantage because it allows the magnetic-noise environment to be engineered at the materials stage, rather than mitigated only by control protocols or device design.

The consequences of this isotopic structure depend strongly on the qubit modality. For donor-electron qubits, the electronic wavefunction overlaps directly with host nuclei, so residual ^{73}Ge can produce spectral diffusion and dominate dephasing in natural or only partially enriched material [12]. Indeed, pulsed-ESR measurements on donors in Ge have shown that in samples with significant ^{73}Ge content, the coherence time is limited by the nuclear-spin bath, whereas in more strongly enriched material the coherence can become limited instead by spin-lattice relaxation, $T_2 \simeq 2T_1$ [12]. Gate-defined electron-spin qubits inherit a related sensitivity, although the exact strength of the hyperfine coupling depends on the orbital confinement, valley composition, and the extent to which the wavefunction penetrates barriers or interfaces. In Ge/SiGe heterostructures, the relevant magnetic environment may therefore include not only residual ^{73}Ge in the well but also any magnetic isotopes present in the SiGe barriers, unless the full stack is isotopically engineered [3].

For hole-based qubits, the situation is more favorable but also more subtle. Because valence-band states have predominantly p -like symmetry, the Fermi-contact hyperfine term is strongly suppressed relative to conduction electrons, so the residual host nuclear bath is generally less destructive for hole spins than for electron spins [3, 5, 15, 22]. This is one reason Ge hole-spin qubits can combine fast all-electrical control with relatively long coherence. However, the hyperfine interaction is not eliminated entirely: anisotropic and dipolar terms remain, and in extended arrays even a weak residual nuclear bath can still contribute to device-to-device variability, frequency diffusion, and slow calibration drift. For acceptor qubits, a bound valence hole likewise benefits from the suppressed contact interaction with the Ge host, but an additional local hyperfine channel can arise from the acceptor dopant itself if the impurity nucleus carries nonzero spin. As a result, the isotopic simplicity of the Ge host is a major advantage for all four qubit classes, but it is most transformative for donor and gate-defined electron qubits, while for hole and acceptor qubits it acts in concert with the orbital symmetry of the valence band to produce an especially favorable magnetic environment.

2.2 Band-edge structure, effective masses, and implications for Ge spin qubits

A central reason Ge is such a rich spin-qubit material is that its conduction- and valence-band edges occur at fundamentally different points in the Brillouin zone and therefore generate very different qubit physics. Ge is an indirect-gap semiconductor whose lowest conduction-band minima lie at the four equivalent L points along the $\langle 111 \rangle$ directions, while the valence-band maximum lies at the zone center Γ [3, 23, 24]. At room temperature, the indirect gap associated with the L -valley minimum is $E_{g,\text{ind}} \approx 0.66$ eV, whereas the direct Γ -point conduction minimum lies higher at $E_{g,\Gamma} \approx 0.80$ eV [23, 24]. This distinction is central to Ge spin qubits: donor-electron and gate-defined electron qubits inherit the multivalley L -point conduction-band structure, whereas acceptor and gate-defined hole qubits inherit the Γ -point valence-band structure and are therefore valley free.

For conduction-band electrons, each L valley is approximately ellipsoidal, with a longitudinal effective mass $m_l \approx 1.64m_0$ along the valley axis and a transverse effective mass $m_t \approx 0.082m_0$ perpendicular to it [25, 24, 26]. This strong anisotropy enlarges donor wavefunctions, modifies exchange couplings, and makes the low-energy spectrum sensitive to strain, confinement, and valley repopulation. For donor-spin qubits, the larger wavefunction can ease spacing constraints and potentially simplify exchange-based coupling relative to Si. At the same time, the multivalley structure complicates the valley-orbit spectrum and makes both donor and gate-defined electron qubits more sensitive to interface disorder and local strain fields.

The valence band of Ge is qualitatively different and, in many ways, more favorable for electrically controlled spin qubits. In bulk Ge, the valence-band maximum at Γ consists of degenerate heavy-hole (HH) and light-hole (LH) bands together with a spin-orbit split-off band separated by $\Delta_{\text{SO}} \approx 0.29$ eV [23, 24]. Representative bulk effective masses are $m_{hh} \approx 0.28 m_0$, $m_{lh} \approx 0.044 m_0$, and $m_{so} \approx 0.084 m_0$ [24]. In strained Ge/SiGe quantum wells, confinement and compressive strain lift the HH–LH degeneracy and usually leave a predominantly HH-like ground state, but with substantial residual HH–LH mixing. This mixing is not merely a perturbation; it is the microscopic origin of the strong and electrically tunable spin–orbit interaction that enables EDSR, anisotropic g -tensors, and sweet-spot operation in Ge hole-spin qubits [4, 5, 15]. Moreover, the top valence subband in strained Ge/SiGe can exhibit a very light in-plane effective mass, on the order of $0.05 m_0$, which improves tunnel coupling, increases orbital spacing, and relaxes lithographic constraints in dense arrays [27, 3].

It is also useful to distinguish between directional band masses and the averaged effective masses relevant for materials and transport. Because the L -valley conduction band is anisotropic and four-fold degenerate, the density-of-states and conductivity effective masses differ substantially from the longitudinal and transverse masses of a single valley. Likewise, in the valence band, the combined HH and LH contributions define density-of-states and conductivity masses that differ from the individual band-edge masses. These averaged masses matter for carrier density, transport, confinement, and electrostatic screening in Ge-based qubit structures. In qubit terms, the conduction-band averages help explain why donor electrons can remain spatially extended and transport-efficient despite a heavy longitudinal mass, while the valence-band averages help explain why holes can combine relatively light transport with strong spin-orbit response.

Taken together, these band-structure features strongly shape the relative prospects of the four Ge spin-qubit modalities discussed in this paper. Donor and gate-defined electron qubits benefit from mature electron-spin concepts and the possibility of long coherence in highly purified Ge, but they must manage multivalley L -point physics and strong mass anisotropy. By contrast, gate-defined hole and acceptor qubits are built from a valley-free Γ -point valence band whose spin-3/2 structure naturally supports strong electrical control. This contrast between the L -point conduction band and the Γ -point valence band explains much of the emerging hierarchy among Ge qubit platforms.

Table 1: Conduction-band properties of Ge relevant to electron-based spin qubits.

Platform	Band edge	Representative masses	Impact on qubit performance
Donor-spin qubits	L valleys (4 equivalent)	$m_l \approx 1.6 m_0$, $m_t \approx 0.08 m_0$	Extended donor wavefunctions can ease spacing and exchange-gate constraints, but multivalley physics complicates valley-orbit structure and increases sensitivity to strain and disorder.
Gate-defined electron qubits	L valleys (4 equivalent)	$m_l \approx 1.6 m_0$, $m_t \approx 0.08 m_0$	Valley anisotropy and valley-orbit coupling complicate confinement and spectral uniformity; interfaces and strain can strongly perturb the low-energy spectrum.

Tables 1 and 2 summarize this contrast at the platform level: Table 1 highlights how the L -

Table 2: Valence-band properties of Ge relevant to hole-based spin qubits. Hole masses are strongly strain- and confinement-dependent.

Platform	Band edge	Representative masses	Impact on qubit performance
Gate-defined hole qubits	Γ point; HH/LH manifold	Top subband in-plane mass can be $\sim 0.05 m_0$ in strained Ge/SiGe	Valley-free band edge avoids valley complications; light in-plane mass improves tunnel coupling and orbital spacing; HH–LH mixing enables strong EDSR, tunable g tensors, and sweet-spot operation.
Acceptor-spin qubits	Γ -derived bound-hole states	No single simple band mass for localized acceptor states	Inherits valley-free spin-3/2 physics, enabling quadrupolar control and strain/electric-field tunability, but is highly sensitive to symmetry breaking and strain disorder.

valley conduction band shapes donor and gate-defined electron qubits, whereas Table 2 highlights how the Γ -point valence band shapes gate-defined hole and acceptor qubits.

The same physics can also be summarized more compactly at the band-structure level. Table 3 lists the relevant extrema in k -space, their energies, and representative band-edge masses, while Table 4 lists the corresponding density-of-states and conductivity masses. Together, these tables bridge the underlying electronic structure of Ge to the practical behavior of spin-qubit devices.

Table 3: Band-edge structure and representative effective masses in Ge relevant to spin qubits.

Band / carrier	k -space location	Energy	Representative mass	Spin-qubit implication
Direct conduction band	Γ	$E_{g,\Gamma} \approx 0.80$ eV	$m^* \approx 0.041 m_0$	Higher-energy direct valley; mainly relevant for optical processes and intervalley band-structure considerations rather than low-energy electron qubits.
Indirect conduction band	L (4 valleys)	$E_{g,\text{ind}} \approx 0.66$ eV	$m_l \approx 1.64 m_0$, $m_t \approx 0.082 m_0$	Governs donor and gate-defined electron qubits; multivalley structure and mass anisotropy affect exchange, confinement, and strain sensitivity.
Heavy-hole valence band	Γ	$E_v = 0$	$m_{hh} \approx 0.28 m_0$	Part of the spin-3/2 HH/LH manifold; important for acceptor and hole-spin qubits.
Light-hole valence band	Γ	$E_v = 0$	$m_{lh} \approx 0.044 m_0$	Light mass and HH–LH mixing enable strong EDSR and fast electrical control.
Split-off valence band	Γ	$\Delta_{\text{SO}} \approx 0.29$ eV below E_v	$m_{so} \approx 0.084 m_0$	Usually remote from low-energy qubit dynamics, but important in realistic band-structure modeling.

Table 4: Derived effective masses used for density-of-states and conductivity calculations in Ge.

Quantity	Expression	Value	Physical meaning
Electron DOS mass	$m_{d,e}^* = N_v^{2/3} (m_l m_t^2)^{1/3}$, with $N_v = 4$	$0.56 m_0$	Sets the conduction-band density of states; reflects both valley degeneracy and ellipsoidal anisotropy.
Hole DOS mass	$m_{d,h}^* = \left(m_{hh}^{3/2} + m_{lh}^{3/2} \right)^{2/3}$	$0.29 m_0$	Sets the valence-band density of states from the combined HH and LH bands.
Electron conductivity mass	$m_{c,e}^* = \frac{3}{\frac{1}{m_l} + \frac{2}{m_t}}$	$0.12 m_0$	Governs transport and electrostatic response after averaging over equivalent electron directions.
Hole conductivity mass	$m_{c,h}^* = \frac{m_{hh}^{3/2} + m_{lh}^{3/2}}{m_{hh}^{1/2} + m_{lh}^{1/2}}$	$0.21 m_0$	Governs transport after combining HH and LH contributions in the valence band.

2.3 Strain, interfaces, and disorder

Strain, interfaces, and disorder are not secondary materials issues in Ge spin qubits; they are central design parameters that directly shape qubit coherence, tunability, and reproducibility. In planar Ge/SiGe heterostructures, disorder arises from several coupled sources, including interface roughness, random-alloy fluctuations in the SiGe barriers, remote charged defects, gate-induced electric-field inhomogeneity, and non-uniform strain. Together, these effects modify charge noise, spin-orbit coupling, g -tensor anisotropy, and qubit-frequency variability, and therefore play a major role in the scalability of Ge hole-spin qubits [3, 22, 28]. In particular, random-alloy disorder and gate-induced strain can generate effective spin-orbit terms comparable to, or even larger than, the nominal bulk contributions, while high-quality strained Ge/SiGe quantum wells grown on carefully prepared Ge wafers can significantly reduce charge noise and improve wafer-scale uniformity [22, 28]. At the same time, recent work on hole qubits in unstrained Ge layers suggests that partially removing or re-engineering heterostructure strain may reduce the extreme g -factor anisotropy of heavy-hole states and thereby simplify field optimization and large-scale device design [29].

For impurity-based qubits, interfaces influence the qubit in a qualitatively different way. In donor and acceptor systems, an interface does not merely add noise; it reshapes the impurity-bound wavefunction itself. The resulting confinement, dielectric mismatch, and broken symmetry can split Kramers doublets, modify selection rules, and enable electric control through parity mixing [10]. This is particularly important for acceptor qubits because the spin-3/2 valence manifold is intrinsically sensitive to local symmetry breaking and strain. Thus, whereas gate-defined hole qubits often exploit strain and interface asymmetry as useful resources for strong electrical control, acceptor qubits can be much more vulnerable to uncontrolled background strain and interface-induced level reshaping.

To support the cross-platform comparison developed later in this paper, we now introduce a deliberately simplified set of order-of-magnitude estimates for impurity-induced strain backgrounds in Ge. These estimates are not intended as precision predictions for a specific crystal-growth or device environment. Rather, they provide a compact comparative framework for thinking about how residual impurity concentration and impurity species can influence strain-sensitive qubit modalities, especially acceptor and hole-based systems.

These observations motivate a useful distinction between *heterostructure-induced strain* and *residual-impurity-induced strain*. The former is typically intentional and relatively large, often in the range 10^{-3} to 10^{-2} in strained Ge/SiGe quantum wells, where it is used to lift HH/LH degeneracy

and engineer the valence-band structure [4, 29]. The latter is far smaller, but becomes increasingly important when the goal is qubit-to-qubit uniformity, ultralow disorder, and the realization of highly strain-sensitive qubit modalities such as acceptor qubits. In high-purity bulk Ge, the average hydrostatic strain induced by dilute substitutional impurities can be estimated using a defect-relaxation-volume picture. If impurity species i changes the local atomic volume by $\Delta\Omega_i$, then the average volumetric strain is

$$\langle \text{Tr } \varepsilon \rangle_i \simeq c_i \frac{\Delta\Omega_i}{\Omega_0}, \quad (1)$$

where $c_i = n_i/N_0$ is the atomic fraction of impurity i , n_i is its number density, and N_0 is the atomic density of Ge. For diamond-cubic Ge,

$$N_0 = \frac{8}{a_0^3} \approx 4.4 \times 10^{22} \text{ cm}^{-3}, \quad (2)$$

with $a_0 \approx 5.658 \text{ \AA}$ [30]. If the relaxation is approximately isotropic, the corresponding average linear strain is

$$\bar{\varepsilon}_i \simeq \frac{1}{3} \langle \text{Tr } \varepsilon \rangle_i. \quad (3)$$

In the ultradilute limit relevant to residual impurities, a convenient order-of-magnitude estimate is obtained by relating the relaxation volume to the covalent-radius mismatch,

$$\frac{\Delta\Omega_i}{\Omega_0} \approx 3 \eta_i, \quad \eta_i \equiv \frac{r_i - r_{\text{Ge}}}{r_{\text{Ge}}}, \quad (4)$$

which leads to the simple expression

$$\bar{\varepsilon}_i \approx \eta_i c_i = \eta_i \frac{n_i}{N_0}. \quad (5)$$

Here r_i is the covalent radius of impurity i , and r_{Ge} is the covalent radius of Ge [31]. Although approximate, Eq. (5) is consistent with the expected linear Vegard-like scaling for dilute dopants in Ge and is sufficiently simple to compare different impurity species and purity grades [32, 33]. For multiple independent impurity species, the total average hydrostatic strain can be estimated as

$$\bar{\varepsilon}_{\text{tot}} \approx \sum_i \eta_i \frac{n_i}{N_0}. \quad (6)$$

For qubit variability, however, the mean strain is only part of the story. What often matters more is the spatially averaged *fluctuation* of strain over the finite volume sampled by the qubit wavefunction. If impurities are randomly distributed, the root-mean-square strain fluctuation over a volume V scales as

$$\varepsilon_{\text{rms}}(V) \approx \left[\sum_i \eta_i^2 \frac{n_i}{N_0^2 V} \right]^{1/2}. \quad (7)$$

This scaling shows explicitly that the strain background seen by a mesoscopic qubit decreases both with improved chemical purity and with the spatial averaging associated with the qubit extent. This is one of the main reasons detector-grade Ge is qualitatively different from ordinary electronic-grade Ge for strain-sensitive qubits.

Table 5 summarizes representative estimates from Eq. (5) for several common donor and acceptor impurities in Ge. For 5N and 9N material, we use the nominal atomic fractions $c = 10^{-5}$ and 10^{-9} , respectively. For detector-grade “13N” material, we adopt the practical HPGe convention

used in this paper, namely a residual net electrically active impurity density $n_{\text{imp}} \sim 10^{10} \text{ cm}^{-3}$, rather than a total chemical impurity concentration summed over all elements. This is the regime targeted and discussed in the USD HPGe growth program [34, 7, 9]. Accordingly, the values in Table 5 should be interpreted as order-of-magnitude background estimates for comparative intuition, not as precision materials benchmarks for a specific boule or device stack.

Table 5: Order-of-magnitude estimates of average impurity-induced linear strain in Ge from Eq. (5). Covalent radii are from Ref. [31]. Here 5N and 9N are treated as nominal atomic fractions 10^{-5} and 10^{-9} , respectively. The label “13N” is used in the detector-grade HPGe convention adopted in this paper, meaning a net electrically active impurity density of $n_{\text{imp}} \approx 10^{10} \text{ cm}^{-3}$; it should not be interpreted as the total chemical impurity concentration summed over all elements. These values represent average background strains for comparative intuition, not peak local strains near an impurity atom or precision predictions for a specific crystal.

Impurity	Type	r_i (pm)	$\eta_i = (r_i - r_{\text{Ge}})/r_{\text{Ge}}$	$ \bar{\epsilon}_i $ (5N)	$ \bar{\epsilon}_i $ (9N)	$ \bar{\epsilon}_i $ (13N)
B	acceptor	84	-0.300	3.0×10^{-6}	3.0×10^{-10}	6.8×10^{-14}
Al	acceptor	121	$+8.3 \times 10^{-3}$	8.3×10^{-8}	8.3×10^{-12}	1.9×10^{-15}
Ga	acceptor	122	$+1.67 \times 10^{-2}$	1.7×10^{-7}	1.7×10^{-11}	3.8×10^{-15}
P	donor	107	-0.108	1.1×10^{-6}	1.1×10^{-10}	2.5×10^{-14}
As	donor	119	-8.3×10^{-3}	8.3×10^{-8}	8.3×10^{-12}	1.9×10^{-15}
Sb	donor	139	+0.158	1.6×10^{-6}	1.6×10^{-10}	3.6×10^{-14}

Even with this caveat, the comparison is informative. The estimated average impurity-induced strain background drops by roughly four orders of magnitude from 5N to 9N material, and by another three to four orders of magnitude when moving from 9N material to detector-grade 13N Ge. For strongly size-mismatched common impurities, such as B and Sb, the estimated average strain decreases from the 10^{-6} level in 5N material to the 10^{-10} level in 9N material and to the 10^{-14} level in detector-grade 13N Ge. Thus, the purity trend is robust even if the covalent-radius-mismatch model is regarded only as a comparative approximation.

This trend is visualized in Fig. 1, which plots the estimated average linear strain as a function of residual impurity density for representative impurities using the scaling relation $|\bar{\epsilon}_i| \approx |\eta_i|n_i/N_0$. Two important conclusions follow directly from the figure. First, the average strain decreases linearly with impurity density over many orders of magnitude, so improvements in chemical purity translate directly into lower background strain and reduced materials disorder. Second, the magnitude of the strain depends strongly on impurity species through the mismatch parameter η_i : B and P generate substantially larger strain backgrounds than Al and Ga at the same impurity concentration because their size mismatch relative to Ge is larger. The vertical markers indicate representative impurity levels for detector-grade 13N Ge ($\sim 10^{10} \text{ cm}^{-3}$), 9N Ge ($\sim 4.4 \times 10^{13} \text{ cm}^{-3}$), and 5N Ge ($\sim 4.4 \times 10^{17} \text{ cm}^{-3}$). Figure 1 should therefore be interpreted as a comparative visualization, not as a precision prediction for a specific growth environment.

These materials considerations have direct implications for the qubit comparison developed in this paper. Donor and gate-defined electron qubits benefit immediately from reduced impurity disorder because it improves electrostatic uniformity, suppresses uncontrolled potential fluctuations, and makes valley-orbit physics easier to stabilize. Gate-defined hole qubits benefit because charge noise, interface disorder, and strain inhomogeneity all feed directly into the spin-orbit Hamiltonian and therefore into qubit-frequency variability. The strongest impact, however, is likely on acceptor qubits. Because acceptor-bound holes are exceptionally sensitive to local symmetry breaking and strain, their practical viability depends on a host crystal with extraordinarily small average and mesoscopic strain backgrounds. In this sense, the ability of Ge to be purified not only iso-

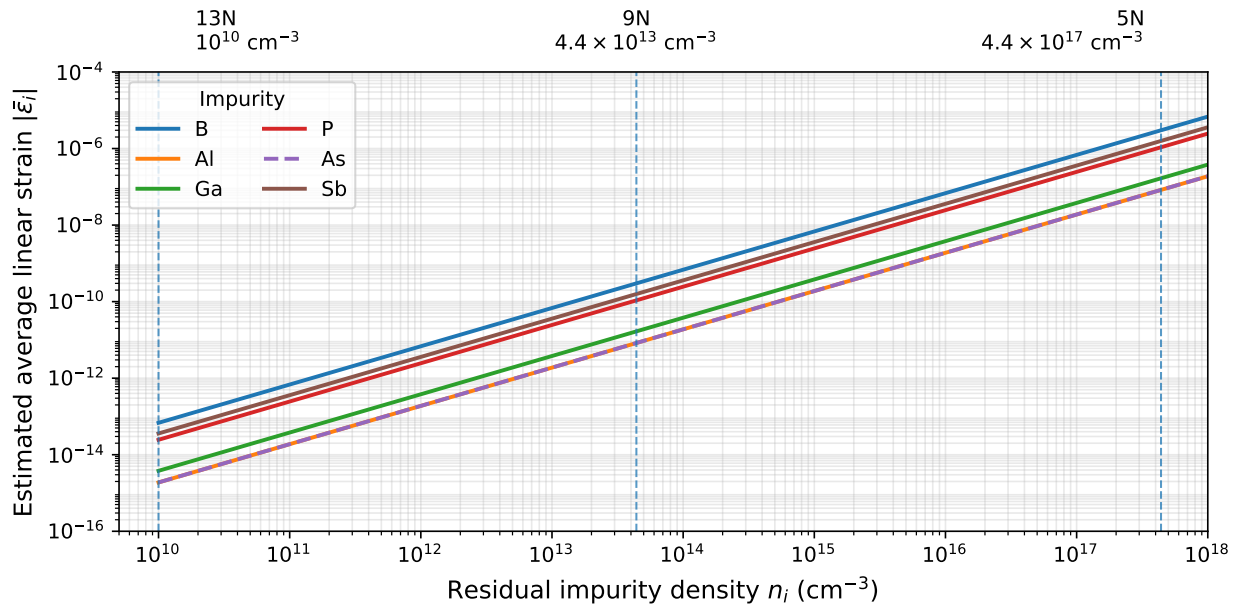


Figure 1: Estimated average linear strain in Ge as a function of residual impurity density for B, Al, Ga, P, As, and Sb, calculated from $|\bar{\epsilon}_i| \approx |\eta_i|n_i/N_0$. The strain decreases linearly with impurity density, demonstrating how improved purity directly suppresses the background strain field. B, P, and Sb generate the largest strain because their size mismatch relative to Ge is largest. Only five distinct curves are visible because the Al and As curves overlap exactly: they have equal absolute mismatch parameters and therefore give the same $|\bar{\epsilon}_i|$. The dashed vertical lines mark representative impurity levels for 13N, 9N, and 5N Ge. The plot is intended as an order-of-magnitude comparative visualization rather than a precision materials prediction.

topically but also chemically—from commercial 5N feedstock through zone refining and ultimately to detector-grade single crystals with residual impurity densities near 10^{10} cm^{-3} —is not simply a materials advantage. It may be a key enabling factor that brings Ge acceptor qubits, as well as simpler bulk-Ge electron and hole qubit geometries, into more realistic reach [34, 7, 9, 10].

For completeness, Eq. (7) can also be used to estimate the strain background averaged over a qubit-sized region. For example, taking a characteristic averaging volume $V \sim (100 \text{ nm})^3$, the worst-case random strain from B or Sb impurities in detector-grade 13N Ge is pushed down to the 10^{-11} level, whereas 5N material remains near the 10^{-7} range. Again, these values should be understood as order-of-magnitude indicators. Even so, the large separation between purity classes further illustrates why only very high-purity, low-dislocation Ge is a realistic host for the most strain-sensitive Ge qubit modalities.

2.4 Phonon–charge and phonon–spin coupling in high-purity germanium

The discussion in this subsection is intended as a compact comparative synthesis of coupling mechanisms relevant to the four Ge qubit classes, rather than as a full microscopic derivation for any single device geometry. High-purity Ge is relevant to all four qubit platforms not only because it suppresses chemical disorder and hyperfine broadening, but also because it enables long phonon propagation lengths and makes phononic band-structure engineering meaningful at the device scale [20, 35]. For the present comparison, it is useful to distinguish two related but nonidentical couplings. The first is the direct phonon–charge coupling, more precisely a phonon–orbital or strain–orbital coupling, which determines how efficiently lattice motion perturbs localized charge states, tunnel barriers, valley splittings, or orbital energies. The second is the effective phonon–spin coupling, which arises only when a spin qubit inherits orbital character through spin–orbit interaction, valley mixing, or strain-dependent g -tensor modulation [25, 4, 36]. This distinction is important for device design: the phonon–charge channel is usually the faster transduction layer, while the phonon–spin channel is more selective and directly relevant to coherent control.

A compact way to summarize this hierarchy is

$$H_{\text{ph-ch}}^{(e)} = H_{\text{DP}}^L[\varepsilon(\mathbf{r}, t)], \quad H_{\text{ph-ch}}^{(h)} = H_{\text{BP}}[\varepsilon(\mathbf{r}, t)], \quad (8)$$

and

$$H_{\text{ph-sp}} \approx \frac{\mu_B}{2} \mathbf{B} \cdot \left(\frac{\partial \mathbf{g}}{\partial \varepsilon} : \varepsilon_{\text{ph}} \right) \cdot \boldsymbol{\sigma} + H_{\text{mix}}[\varepsilon_{\text{ph}}], \quad (9)$$

where H_{DP}^L denotes the deformation-potential coupling of L-valley electrons, H_{BP} is the Bir–Pikus strain Hamiltonian acting on valence-band holes, and H_{mix} collects strain-induced orbital and band-mixing terms that convert a nominally spin-like qubit into a spin-orbit-active one [25, 4, 37]. In practice, H_{mix} is relatively weak for electron-spin qubits and much stronger for hole-spin qubits, especially near heavy-hole/light-hole mixing points.

Direct phonon–charge coupling. For both electron- and hole-based Ge devices, the direct coupling of acoustic phonons to localized carriers is fundamentally stronger than the spin-selective coupling because it enters at first order through the strain tensor. For electrons this coupling primarily shifts L-valley orbital energies and modifies valley-orbit composition; for holes it acts directly on the valence-band manifold and therefore reshapes heavy-hole/light-hole mixing as well as the orbital spectrum [25, 38, 4, 37]. This is one reason that hole-based devices are generally more strain-sensitive than electron-spin devices at comparable size.

The same direct phonon–charge channel is also the natural interface for phonon-based readout. In recent Ge phononic-spectroscopy and phonon-to-charge transducer concepts, guided acoustic

excitations are first converted into a charge displacement or a conductance change in a localized state or RF-QPC-like sensor and are only then read out electrically [35]. For qubit design this means that phonons are most naturally suited to fast sensing and transduction through charge-like degrees of freedom, while fully spin-selective operations require an additional spin-orbit conversion step.

Electron-spin case. For electron spins in Ge, including donor spins and prospective gate-defined electron dots, the phonon–spin coupling is indirect. A phonon couples first to orbital, valley, or g -tensor degrees of freedom, and only then to the spin through spin–orbit admixture and valley repopulation [39, 40, 25]. This indirect structure has two consequences. First, the coherent phonon–spin coupling is generally weaker and narrower-band than in hole-spin platforms, so electron-spin devices are not the most natural candidates for very fast phonon-assisted control. Second, the same coupling can still dominate relaxation. That is already evident in donor spins in isotopically enriched Ge, where T_2 becomes T_1 -limited, showing that the spin-lattice channel is a central materials constraint rather than a small correction [12].

This electron-spin channel is therefore best characterized through relaxation rates, anisotropies, and cavity-mediated interaction scales rather than by a single universal vacuum-coupling number. In donor-based Ge, the large spin-orbit Stark shift demonstrates that the electron-spin Hamiltonian is strongly tunable by electric and strain-induced changes in the orbital environment [41]. In quantum-well conduction-electron systems, confinement can also strongly modify the electron g factor and spin lifetime [38]. Most importantly for phononic design, Smelyanskiy *et al.* showed that donor spins in a Ge phononic crystal can exploit this same strong spin-lattice interaction in a controlled way: real one-phonon decay is suppressed inside a phononic bandgap, while virtual phonons still mediate purposeful long-range coupling. Their analysis emphasizes that the underlying Ge spin-lattice interaction is already much stronger than in bulk Si, which is precisely why bandgap engineering is so valuable for electron-spin platforms in Ge [19].

Hole-spin case. For hole-spin qubits in Ge, including both acceptor-based and gate-defined hole devices, the phonon–spin coupling is qualitatively stronger because strain acts directly on a spin-orbit-active valence-band manifold. In practice, acoustic strain modulates heavy-hole/light-hole mixing, anisotropic g tensors, and the electric-dipole matrix elements responsible for EDSR-like control [4, 37, 36]. This is why Ge hole qubits support fast electrical manipulation and why they are particularly promising for coherent spin–phonon interfaces.

The strain sensitivity can be substantial even for modest gradients. Abadillo-Uriel *et al.* showed that shear-strain gradients as small as $3 \times 10^{-6} \text{ nm}^{-1}$ can enhance hole-spin Rabi frequencies by about one order of magnitude, making clear that engineered strain should be treated as an active control resource rather than merely a fabrication imperfection [36]. Representative cavity-enhanced coupling scales are now also available. In the phononic-cavity architecture analyzed by Mei *et al.*, Ge hole-spin qubits integrated with a phononic crystal cavity achieve predicted spin–phonon coupling strengths up to 6.3 MHz, together with phononic-cavity quality factors above 10^4 and phonon-mediated T_1 values reaching the millisecond scale when the acoustic density of states is engineered appropriately [20]. These are not universal material constants, but they are realistic device-scale numbers that show why Ge holes are presently the strongest candidate for fast phonon-assisted control and phonon-bus coupling.

Implications for qubit control and readout. These material trends translate directly into platform-specific design logic. For electron-spin qubits in Ge, the safer strategy is usually to keep

the qubit as spin-like as possible and use phonons either as a dissipation channel to suppress or as a carefully engineered virtual bus inside a phononic bandgap structure [12, 19]. Fast measurement then still relies on spin-to-charge conversion followed by charge sensing, with phononic engineering playing a secondary but potentially powerful supporting role.

For hole-spin qubits, the design logic is more aggressive. Because the phonon–spin channel is already strong, phononic structures can be used proactively to enhance selected strain modes, suppress unwanted acoustic leakage, and tune the trade-off between fast control and long T_1 [20, 36]. In this sense, the broader systems lesson is simple: in Ge, phonon–charge coupling is the fast transduction layer for all four platforms, electron-spin phonon coupling is weaker and more naturally used selectively, while hole-spin phonon coupling is strong enough to become a primary control and coupling resource when the device is designed around strain gradients, sweet spots, and phononic bandgap engineering.

The next subsection turns this qualitative comparison into a common design framework for estimating how a PnC geometry modifies the longitudinal relaxation time T_1 across Ge donor, acceptor, gate-defined electron, and gate-defined hole spin systems.

2.5 Estimating T_1 in PnC-engineered Ge spin systems

For all Ge-based spin-qubit modalities considered in this paper, phononic-crystal (PnC) engineering modifies relaxation by changing the acoustic modes available at the qubit transition frequency. The microscopic spin–phonon coupling mechanism is platform dependent. Donor and gate-defined electron spins couple to phonons primarily through strain-induced valley repopulation, orbital admixture, spin–orbit mixing, and g -tensor modulation, whereas acceptor and gate-defined hole spins couple more directly through the spin-3/2 valence-band manifold, heavy-hole/light-hole mixing, and Bir–Pikus strain terms [40, 39, 36, 20]. Nevertheless, the design logic is common: a PnC can suppress the local strain density of states at the qubit transition frequency, thereby reducing the phonon-mediated contribution to $1/T_1$, while surfaces, defects, microwave circuitry, and intentionally introduced cavity modes may impose new relaxation channels.

For a qubit transition of angular frequency

$$\omega_q = \frac{g_{\text{eff}}\mu_B B_0}{\hbar}, \quad (10)$$

the phonon-mediated relaxation rate can be written schematically using Fermi’s golden rule as

$$\Gamma_1^{\text{ph}} \equiv \frac{1}{T_1^{\text{ph}}} = \frac{2\pi}{\hbar} \sum_{\lambda} |\langle 0; 1_{\lambda} | H_{\text{q-ph}} | 1; 0 \rangle|^2 \delta(\hbar\omega_q - \hbar\omega_{\lambda}), \quad (11)$$

where $|0\rangle$ and $|1\rangle$ are the two qubit states, $H_{\text{q-ph}}$ is the effective qubit–phonon interaction, λ labels acoustic modes, and ω_{λ} is the phonon frequency. Equation (11) shows that the phonon-limited T_1 is controlled by two factors: the platform-specific spin–phonon matrix element and the local acoustic density of states at the qubit transition frequency. In bulk Ge, the acoustic modes form a nearly continuous bath. In a PnC geometry, those modes can be strongly suppressed if ω_q lies inside a phononic bandgap [19, 20].

For design purposes, it is useful to factor the PnC effect into a local strain-density-of-states suppression factor,

$$S_{\text{PnC}}(\omega_q, \mathbf{r}_q) = \frac{\rho_{\epsilon}^{\text{PnC}}(\omega_q, \mathbf{r}_q)}{\rho_{\epsilon}^{\text{ref}}(\omega_q, \mathbf{r}_q)}, \quad (12)$$

where $\rho_{\epsilon}^{\text{PnC}}$ is the local strain density of states in the patterned PnC geometry, $\rho_{\epsilon}^{\text{ref}}$ is the corresponding value in an unpatterned control geometry, and \mathbf{r}_q denotes the qubit position. Strictly,

S_{PnC} should be interpreted as a matrix-element-weighted local strain spectral density, rather than as a purely geometric phonon density of states, because different qubit modalities couple to different strain components and symmetry channels. The strain density of states is the relevant quantity because spin relaxation in Ge is driven not simply by displacement, but by strain-induced modulation of valley populations, orbital energies, heavy-hole/light-hole mixing, and effective g tensors. With this definition, the PnC-modified phonon relaxation rate can be estimated as

$$\Gamma_{1,\text{PnC}}^{\text{ph}} \simeq S_{\text{PnC}}(\omega_q, \mathbf{r}_q) \Gamma_{1,\text{ref}}^{\text{ph}}, \quad (13)$$

or equivalently,

$$T_{1,\text{PnC}}^{\text{ph}} \simeq \frac{T_{1,\text{ref}}^{\text{ph}}}{S_{\text{PnC}}(\omega_q, \mathbf{r}_q)}. \quad (14)$$

As a design benchmark, if the relevant matrix-element-weighted local strain density of states were suppressed by $S_{\text{PnC}} \sim 10^{-2}$, the phonon-limited T_1 would increase by approximately two orders of magnitude. A stronger suppression, $S_{\text{PnC}} \sim 10^{-3}$, would imply a three-order-of-magnitude increase. These values should be treated as geometry-dependent targets rather than universal material constants, and they require verification by finite-structure phononic simulation and paired control/PnC measurements.

The interpretation of $H_{\text{q-ph}}$ and $\Gamma_{1,\text{ref}}^{\text{ph}}$ depends on the qubit modality. For Ge donor spins, the relevant low-temperature relaxation channel in bulk material is often the Roth–Hasegawa one-phonon spin-lattice process associated with spin–orbit coupling and the multivalley conduction-band structure of Ge [40, 39]. In isotope-enriched Ge:P, pulsed ESR measurements have shown that donor-spin coherence can become relaxation-limited, with $T_2 = 2T_1$ under the reported conditions [12]. This donor-specific calibration is useful because it provides a concrete experimentally measured reference point. It should not, however, be transferred directly to acceptor or gate-defined hole qubits, where the spin–phonon matrix element depends strongly on gate bias, heavy-hole/light-hole mixing, confinement, strain, and the chosen operating point. For gate-defined electron-spin qubits, the same general structure applies, but the spin–phonon matrix element is controlled by confinement, valley splitting, interface disorder, and spin–orbit admixture. For acceptor-spin and gate-defined hole-spin qubits, strain acts directly on the spin–orbit-active valence-band manifold, so $H_{\text{q-ph}}$ is often dominated by Bir–Pikus coupling, heavy-hole/light-hole mixing, and g -tensor modulation [36, 20]. These differences affect the magnitude and anisotropy of T_1 , but not the basic role of the PnC suppression factor.

A practical estimate of T_1 in a PnC-engineered Ge spin device should therefore proceed in three steps. First, the reference relaxation rate should be measured or calibrated in an unpatterned control sample with the same isotope composition, impurity or carrier density, surface treatment, device stack, magnetic-field orientation, and temperature range as the PnC device. For donor spins in enriched Ge, the measured value can be compared with the Roth–Hasegawa one-phonon scaling [40, 39]. Using the enriched Ge:P result of Sigillito *et al.* as a donor-specific reference point, $T_2 = 2T_1 = 1.2$ ms at $B_0 = 0.44$ T and $T = 0.35$ K, one obtains $T_1 \simeq 0.6$ ms under those conditions [12]. In the direct one-phonon regime, the donor-spin relaxation rate is often written approximately as

$$\Gamma_{1,\text{bulk}}^{\text{ph}}(B_0, T) \propto B_0^4 T, \quad T_{1,\text{bulk}}^{\text{ph}}(B_0, T) \propto B_0^{-4} T^{-1}, \quad (15)$$

although the prefactor and anisotropy depend on donor species, magnetic-field orientation, valley physics, and material parameters. For acceptor and gate-defined hole-spin qubits, analogous power-law estimates are more device dependent because the strain-coupled valence-band wavefunctions, gate bias, and operating point strongly affect the spin–phonon matrix element. In those cases,

$T_{1,\text{ref}}$ should be treated primarily as an experimentally calibrated or numerically computed input rather than as a universal bulk scaling law.

Second, the PnC suppression factor S_{PnC} should be computed for the actual device geometry. This requires phononic band-structure and finite-structure calculations. The PnC unit cell is first simulated using Bloch-periodic boundary conditions to identify a complete or partial acoustic bandgap at the relevant qubit frequency. A finite PnC structure is then simulated to account for membrane thickness, the finite number of periods, fabrication disorder, clamping loss, and leakage through supports. The quantity needed for T_1 is not only whether a bandgap exists, but the residual local strain density of states at the qubit location. A geometry-specific estimate is

$$S_{\text{PnC}}(\omega_q, \mathbf{r}_q) = \frac{\sum_{\lambda \in \text{PnC}} \left| \mathcal{M}_\lambda^{(q)}(\mathbf{r}_q) \right|^2 \delta_\kappa(\omega_q - \omega_\lambda)}{\sum_{\lambda \in \text{ref}} \left| \mathcal{M}_{\lambda,\text{ref}}^{(q)}(\mathbf{r}_q) \right|^2 \delta(\omega_q - \omega_\lambda)}, \quad (16)$$

where $\mathcal{M}_\lambda^{(q)}$ is the platform-specific strain-coupling matrix element for mode λ , projected onto the qubit degree of freedom, and δ_κ is a broadened delta function accounting for finite phonon linewidth, leakage, and mechanical damping. This expression is more general than a purely displacement-based density of states: it weights each phonon mode by the strain component and symmetry channel that actually couples to the qubit. For donor and electron-spin qubits, the relevant projections involve valley and g -tensor modulation; for acceptor and hole-spin qubits, they involve valence-band strain terms, heavy-hole/light-hole mixing, and electric-field-dependent spin-orbit coupling.

Third, the total measured relaxation rate must include additional channels introduced by the device geometry. The experimentally measured T_1 should be modeled as

$$\frac{1}{T_{1,\text{meas}}} = \frac{S_{\text{PnC}}(\omega_q, \mathbf{r}_q)}{T_{1,\text{ref}}^{\text{ph}}} + \Gamma_{\text{surf}} + \Gamma_{\text{def}} + \Gamma_{\text{mw}} + \Gamma_{\text{cav}} + \Gamma_{\text{other}}, \quad (17)$$

where Γ_{surf} represents surface magnetic noise, charge noise, and surface two-level systems; Γ_{def} represents implantation damage, etch damage, dislocations, and residual defects; Γ_{mw} represents microwave, gate, or resonator-induced relaxation; and Γ_{cav} represents relaxation through any intentionally or unintentionally introduced localized phonon mode. Equation (17) is important because a PnC can increase T_1 only until one of these non-bulk relaxation channels becomes dominant.

Special care is required if the PnC contains a defect cavity or guided mode near the qubit transition frequency. A phononic bandgap suppresses spontaneous emission into the acoustic continuum, but a resonant localized mode can enhance relaxation through a Purcell-like channel. If a cavity mode of frequency ω_c , linewidth $\kappa = \omega_c/Q$, and qubit-phonon coupling $g_{\text{q-ph}}$ is present, the cavity-induced relaxation rate can be estimated as

$$\Gamma_{\text{cav}} \simeq \frac{g_{\text{q-ph}}^2 \kappa}{\Delta^2 + (\kappa/2)^2}, \quad \Delta = \omega_q - \omega_c. \quad (18)$$

Therefore, a PnC designed primarily for long T_1 should place the qubit transition inside the phononic bandgap and away from lossy localized modes. Conversely, if the device is designed to use a cavity or waveguide mode for coherent qubit-qubit coupling, then T_1 protection and coherent coupling must be co-optimized.

A useful experimental strategy is to fabricate paired control and PnC-patterned samples with the same qubit modality, isotope composition, carrier or dopant density, surface treatment, and measurement conditions. The effective suppression factor can then be extracted directly from measured relaxation data:

$$S_{\text{eff}} \simeq \frac{\Gamma_{1,\text{PnC}} - \Gamma_{\text{other}}}{\Gamma_{1,\text{control}}} \simeq \frac{T_{1,\text{control}}}{T_{1,\text{PnC}}}, \quad (19)$$

where the final approximation holds when non-phononic relaxation channels are small or unchanged between the two samples. For donor spins this comparison may be performed using pulsed ESR inversion-recovery measurements. For gate-defined electron and hole qubits, it may be performed through spin-to-charge conversion, energy-selective tunneling, Pauli-blockade-based readout, or dispersive gate sensing, depending on the device architecture. In all cases, the same structures should also be characterized by linewidth or T_2^* , Hahn-echo T_2 , and dynamical-decoupling measurements.

This additional coherence characterization is necessary because increasing T_1 does not guarantee a proportional increase in T_2 . The transverse coherence time obeys

$$\frac{1}{T_2} = \frac{1}{2T_1} + \frac{1}{T_\phi}, \quad (20)$$

where T_ϕ is the pure-dephasing time. If a PnC extends T_1 into the sub-second or seconds regime, then T_ϕ may become the dominant coherence bottleneck. Thus, the central validation criterion for a PnC-protected Ge spin platform is not only an enhanced T_1 , but also a sufficiently long T_ϕ after nanofabrication, membrane release, surface processing, and gate integration.

In summary, the PnC-modified relaxation time for any Ge-based spin system should be estimated by combining three ingredients: a calibrated reference relaxation rate for the relevant qubit modality, a geometry-specific local strain-density-of-states suppression factor, and additional relaxation channels introduced by surfaces, defects, cavities, and control circuitry. The working model is

$$T_{1,\text{PnC}} \simeq \left[\frac{S_{\text{PnC}}(\omega_q, \mathbf{r}_q)}{T_{1,\text{ref}}^{\text{ph}}} + \Gamma_{\text{other}} \right]^{-1}. \quad (21)$$

This expression captures the common design principle across Ge donor, acceptor, gate-defined electron, and gate-defined hole platforms: a phononic bandgap can strongly increase the phonon-limited T_1 , but the experimentally realized relaxation time will be determined by the competition between phonon-density-of-states suppression and new relaxation channels introduced by nanofabrication and device integration.

3 Donor spin qubits in Ge

Donor-bound electron spins in Ge provide a complementary route to Ge-based quantum information processing that is distinct from gate-defined hole-spin quantum dots. In this modality, the qubit is hosted by a shallow substitutional donor such as P, As, Sb, or Bi embedded in a crystalline Ge environment. Compared with lithographically defined quantum dots, donors offer an atomically defined confinement potential and therefore a conceptually attractive path toward highly reproducible qubits. At the same time, Ge introduces a different balance of opportunities and challenges than Si: donor states are more spatially extended, spin-orbit coupling is much stronger, and the multivalley conduction-band structure is more consequential for both control and coupling. These same features that complicate coherence engineering also create unusual opportunities for large electric tunability and for integration with phononic-crystal structures that can suppress spin relaxation and mediate long-range interactions [12, 41, 26, 19].

A useful way to visualize this architecture is to consider a donor embedded at the defect site of a quasi-two-dimensional Ge phononic crystal membrane. In such a device, the periodic hole lattice opens a phononic bandgap in the GHz regime, the defect cavity localizes a mechanical mode around the donor, and nearby gates and microwave lines provide electrical tuning and spin control. A representative conceptual design is shown in Fig. 2.

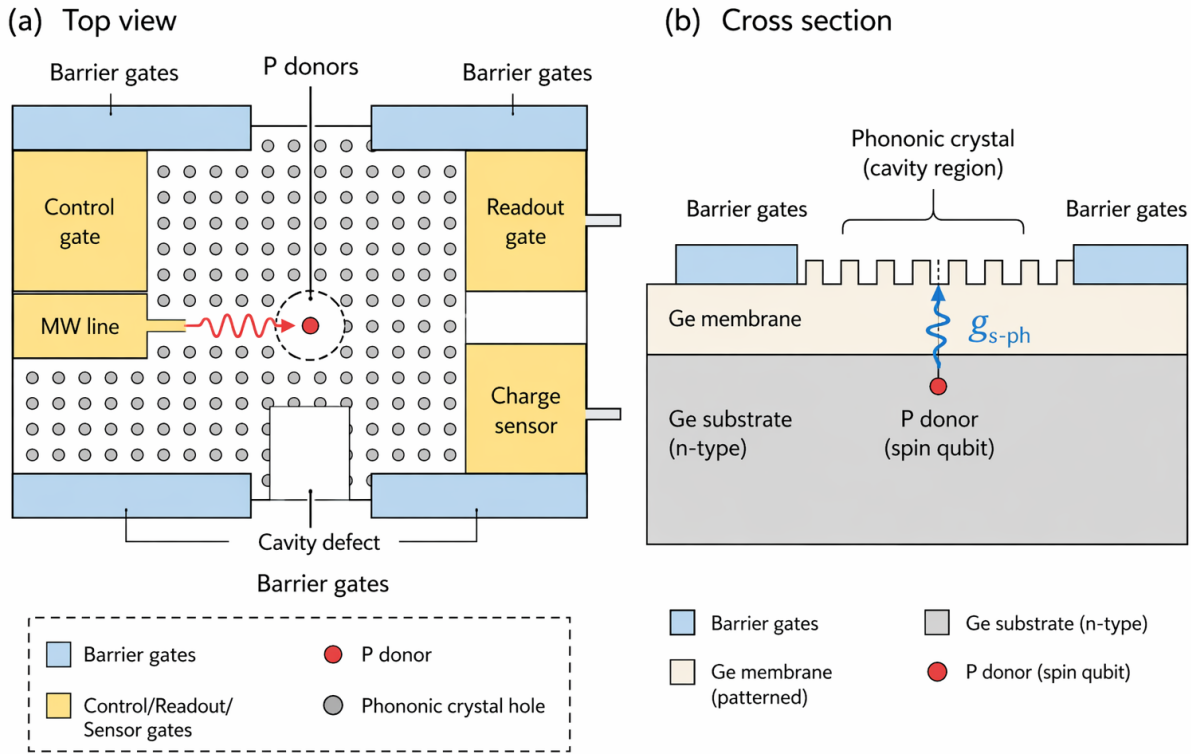


Figure 2: Conceptual schematic of a Ge donor-spin platform integrated with a phononic crystal. (a) Top-view architecture showing P donors embedded in a Ge substrate, controlled by local barrier gates and a nearby charge sensor, with microwave excitation used for spin manipulation. The patterned phononic crystal surrounding a central defect region is intended to create a phononic bandgap and to localize selected acoustic modes near the donor site. (b) Cross-sectional schematic illustrating the vertical device structure and the role of the phononic crystal cavity in shaping the local acoustic environment. In this architecture, phononic bandgap engineering is intended to suppress unwanted phonon leakage while enabling controlled donor–phonon interactions for coherence protection and phonon-mediated coupling.

Figure 2 should be interpreted as an architecture-level diagram rather than a finalized fabrication layout. Its main purpose is to connect the physics of Ge donor spins to a practical device concept: the donor provides the microscopic qubit, the phononic crystal reshapes the acoustic density of states seen by that qubit, the defect cavity localizes the mechanically active mode, and the gate-plus-sensor stack supplies tuning and readout. This framing is particularly useful because it links single-qubit physics, coherence protection, and multi-qubit coupling within one unified platform [19, 42].

3.1 Physical encoding and effective Hamiltonian

The donor modality uses a shallow substitutional donor, typically P, As, Sb, or Bi, to bind an electron in the Ge conduction band. At the single-qubit level a minimal Hamiltonian may be written as

$$H_{\text{donor}} = \mu_B \mathbf{B} \cdot \mathbf{g} \cdot \mathbf{S} + \mathbf{I} \cdot \mathbf{A} \cdot \mathbf{S} + H_{\text{vo}} + H_{\text{Stark}} + H_{\text{strain}} + H_{\text{sp}}, \quad (22)$$

where the Zeeman term describes the electron-spin response to the magnetic field, the hyperfine term couples the electron to the donor nuclear spin, H_{vo} captures valley-orbit structure, H_{Stark} describes electric-field-induced shifts, H_{strain} accounts for deformation-potential effects, and H_{sp} represents spin-phonon coupling. In Ge, neither \mathbf{g} nor \mathbf{A} should be viewed as fixed constants in a realistic device: both can depend on electric field, local strain, and valley repopulation [41, 26].

In practice, several encodings are possible. The most direct is the donor-bound electron spin, which enables fast manipulation and relatively straightforward magnetic resonance control. A second option is the donor nuclear spin, which generally offers slower control but potentially much longer memory times. The most versatile encoding uses the coupled electron-nuclear manifold, where the electron spin serves as the fast interface for initialization, manipulation, and readout, while the nucleus functions as a long-lived quantum memory. This hybrid register picture is especially attractive for donor species with sizable hyperfine structure because it naturally separates “processor” and “memory” roles at the level of a single impurity.

The donor platform inherits the central advantage of atom-like qubits: the confining potential is defined by chemistry rather than by multiple electrostatic gates. That sharply reduces one major source of lithographic variability. However, donor states in Ge are more weakly bound and more spatially extended than in Si, so the wavefunction samples a larger volume of the host crystal and is more sensitive to electric fields, nearby interfaces, and local strain perturbations. Consequently, the apparent simplicity of donor qubits at the atomic scale must be balanced against a more complicated host-material response at the device scale [26, 12].

3.2 Coherence and electric tunability

The foundational experimental study for Ge donor qubits is the pulsed-ESR work of Sigillito *et al.*, who measured T_1 and T_2 for ^{31}P and ^{75}As donors in natural and isotopically enriched Ge [12]. That work established that donor spins in Ge are coherent enough to function as qubits, but it also clarified the hierarchy of decoherence mechanisms. In samples containing appreciable ^{73}Ge , spectral diffusion from the nuclear-spin bath limits T_2 . In strongly enriched material, by contrast, the coherence time becomes approximately $T_2 \approx 2T_1$, demonstrating that spin-lattice relaxation rather than the residual nuclear bath becomes the dominant ceiling [12]. This is a key qualitative distinction from isotopically enriched Si, where purification can unlock extremely long coherence times before phonon-induced relaxation becomes dominant.

The physical reason for this difference is Ge’s stronger spin-orbit interaction. Spin-orbit coupling enhances the donor spin’s susceptibility to lattice motion and therefore makes phonon-assisted

relaxation much more effective. From a qubit-design perspective, this is both a liability and an opportunity. The liability is obvious: without engineering the phonon environment, T_1 can become the limiting timescale earlier than one would like. The opportunity is that the same strong spin-orbit admixture also amplifies electrical control. Sigillito *et al.* later measured exceptionally large donor spin Stark shifts in Ge and showed that the spin-orbit Stark parameter can be orders of magnitude larger than in Si, with strong anisotropy depending on electric-field and magnetic-field orientation [41]. They also found that Ge donor resonances can be tuned by more than an ensemble linewidth, which is highly significant for selective addressing in scaled devices [41].

This electric tunability matters at the architecture level. In dense qubit arrays, frequency crowding, local selectivity, and crosstalk are often more serious bottlenecks than the abstract existence of a qubit degree of freedom. A donor platform that supports large and anisotropic Stark tuning can relax the requirements on local magnetic-field engineering and reduce the overhead needed to separate qubit frequencies. In a phononic-crystal implementation, this tunability also provides a practical control knob for moving the donor Zeeman splitting into or out of the phononic bandgap, thereby linking electrical bias directly to the balance between coherence protection and cavity-mediated coupling [41, 19].

3.3 Two-qubit coupling and architecture implications

For donor-based quantum computing, the most conventional short-range entangling mechanism is exchange coupling between neighboring donor-bound electrons. Pica and Lovett developed a detailed theory of one- and two-qubit operations for Ge donors and showed that the larger donor wavefunctions in Ge can yield substantially larger exchange couplings than in Si at comparable or even larger donor separations [26]. Their analysis further suggested that selective one-qubit gates can be accelerated by the stronger intrinsic tunability of the Ge host, while two-qubit gates may tolerate looser donor-placement errors than comparable Si donor devices [26].

These are important results because donor architectures are often judged by fabrication tolerance. If the donor wavefunction is sufficiently extended, useful exchange can survive even when donor placement is not atomically perfect, which eases the burden on implantation or deterministic placement. However, this advantage should not be overstated. Exchange in a multivalley semiconductor remains sensitive to valley composition, intervalley interference, local strain, and the donor’s electrostatic environment. In other words, Ge donors do not eliminate the need for exquisite materials control; rather, they redistribute the sensitivity landscape from pure placement precision toward a coupled problem involving band structure, strain, and interfaces.

This is where the phononic-crystal concept becomes especially interesting. Smelyanskiy *et al.* proposed that, instead of relying exclusively on nearest-neighbor exchange, one can embed donors in a Ge phononic crystal so that the phonon density of states is deliberately restructured [19]. When the Zeeman splitting lies inside the bandgap, one-phonon relaxation is strongly suppressed; when defect cavities and waveguides are introduced, remote donors can interact through engineered virtual-phonon exchange [19]. Their analysis identified quasi-two-dimensional Ge phononic crystals with lattice constants on the order of 100–150 nm as viable candidates for such applications [19]. Thus, the phononic-crystal route is not merely a coherence fix; it opens an alternative systems architecture in which medium-range coupling can supplement or partially replace the most placement-sensitive exchange pathways.

3.4 Advantages

The donor platform in Ge has several notable technical strengths.

1. **Atom-defined confinement and potentially high reproducibility.** Because the confining potential is set by the donor impurity itself, the qubit does not depend entirely on the precise shape of a gate-defined electrostatic minimum. This can suppress one major source of device-to-device variability.
2. **Large electrical tunability.** Ge donors exhibit unusually strong Stark shifts, allowing substantial resonance tuning with modest gate voltages [41]. This is a major systems-level advantage for local addressability and qubit-frequency allocation.
3. **Larger donor Bohr radii and relaxed exchange spacing.** The more extended donor states in Ge can make exchange coupling appreciable at larger separations than in Si, thereby easing donor-placement tolerances and leaving more room for control and readout hardware [26].
4. **Access to hybrid electron–nuclear registers.** Donor species with nonzero nuclear spin provide a natural hierarchy of fast and slow quantum degrees of freedom in the same atom-like object.
5. **Compatibility with phononic engineering.** Because spin relaxation in Ge donors is strongly tied to spin–phonon physics, phononic-crystal integration offers an unusually direct path to coherence engineering. In particular, a structured acoustic environment can be used not only to suppress unwanted decay but also to engineer useful cavity and waveguide interactions [19, 42].

Taken together, these features make Ge donors attractive for specialized quantum architectures that value electrical tunability, hybrid memory functionality, and engineered medium-range coupling. The platform is particularly compelling when one views the donor not as an isolated impurity problem, but as a node embedded in a broader phononic and electrostatic circuit.

3.5 Disadvantages

The same features that make Ge donors interesting also generate substantial challenges.

1. **Spin-lattice relaxation is stronger than in Si.** In isotopically enriched Ge, the coherence limit can become T_1 -dominated rather than nuclear-bath-dominated, reflecting strong phonon-mediated relaxation [12]. Without phononic or strain engineering, this is a serious constraint.
2. **Conduction-band multivalley complexity.** The L-valley structure of Ge complicates the donor wavefunction, exchange behavior, and response to interfaces and strain. This adds theoretical and fabrication complexity compared with simpler effective single-valley pictures [26].
3. **Demanding single-atom fabrication.** Even if Ge relaxes exchange spacing somewhat, deterministic donor placement, activation, and integration with readout structures remain difficult. The architecture still demands precise control over nanofabrication and materials processing.
4. **Co-design burden for phononic integration.** A phononic-crystal donor platform requires simultaneous optimization of donor physics, acoustic band structure, cavity formation, gate layout, and mechanical quality factors. This is powerful, but it is also materially more complex than a bare donor device.

5. **Lower circuit-level maturity.** Compared with more mature Si donor programs and with the rapidly advancing Ge hole-qubit ecosystem, Ge donor qubits remain comparatively early in their multi-qubit and systems-level development [12, 26].

These disadvantages do not diminish the scientific value of the platform, but they do affect where it is most likely to succeed first. The central challenge is not demonstrating one more isolated donor effect; it is integrating donor control, phononic engineering, and scalable readout into a coherent hardware stack.

3.6 Assessment

Scientifically, Ge donors occupy a niche that is not well served by Ge hole qubits: they offer atom-like confinement, strong electrical tunability, and a natural electron–nuclear register within a host material that is already attractive for advanced semiconductor and quantum-device fabrication. Their main weakness is that the very spin–orbit physics that enables strong control also accelerates spin relaxation. For that reason, the most promising future of this platform likely lies not in a direct imitation of Si donor architectures, but in designs that explicitly exploit the unique Ge spin–phonon landscape.

From that perspective, integrating donors with phononic crystals is more than an aesthetic device concept. It directly addresses the dominant relaxation channel, provides a route to cavity-protected operation, and may enable medium-range virtual-phonon coupling between remote donor nodes [19]. A realistic near-term use case is therefore not necessarily a dense universal processor, but a more specialized architecture featuring tunable donor qubits, localized phononic cavities, and hybrid electron–nuclear memories. Such a platform could be valuable for quantum memories, modular coupling experiments, and proof-of-principle phonon-mediated quantum networks on chip. In that narrower but scientifically rich domain, Ge donor qubits remain highly compelling.

4 Acceptor spin qubits in germanium

4.1 Physical encoding

An acceptor in Ge binds a valence hole rather than a conduction electron, so the relevant low-energy manifold inherits the spin-3/2 character of the valence band rather than the simpler spin-1/2 structure familiar from donor electrons [10, 43]. In the bulk, the acceptor spectrum is set by the Kohn–Luttinger valence-band structure dressed by the impurity central-cell potential. Near a realistic device interface, however, the spectrum is additionally reshaped by broken inversion symmetry, dielectric mismatch, vertical confinement, local strain, and gate-induced electric fields [10]. These perturbations split the nominally fourfold ground-state manifold into two Kramers doublets, typically with electrically tunable heavy-hole/light-hole admixture. One of these doublets can then be selected as the computational basis, while the excited doublet provides the nearby level structure needed for electrical driving, spin-orbit mixing, and coupling to microwave or strain fields [44, 45].

A schematic effective Hamiltonian may be written as

$$H_{\text{acc}} = H_{\text{KL}} + H_{\text{cc}} + H_{\text{int}} + H_{\text{strain}} + H_E + H_B, \quad (23)$$

where H_{KL} is the Kohn–Luttinger valence-band Hamiltonian, H_{cc} the central-cell correction, H_{int} the interface-confinement contribution, and H_E and H_B the electric- and magnetic-field couplings. This expression is intentionally schematic, but it captures the key message: in acceptor qubits

the qubit eigenstates are determined not only by the impurity species, but also by the full local electrostatic and elastic environment [10, 11]. Because the impurity manifold is spin-3/2, acceptor qubits can support quadrupolar couplings, anisotropic and electrically tunable g tensors, and strain-induced spin-orbit terms that are either absent or much weaker in simpler spin-1/2 donor platforms [10, 36].

Figure 3 illustrates a forward-looking device concept for a Ge acceptor-spin platform integrated with a phononic crystal. In such a structure, the gate stack controls the local electric field, readout conditions, and heavy-hole/light-hole admixture of an acceptor-bound hole, while the surrounding phononic pattern is intended to reshape the acoustic density of states and localize selected strain modes near the qubit. This combination is especially appealing for acceptor spins because the same spin-3/2 physics that enables strong electrical control also makes the qubit intrinsically responsive to strain and phonons [36, 42].

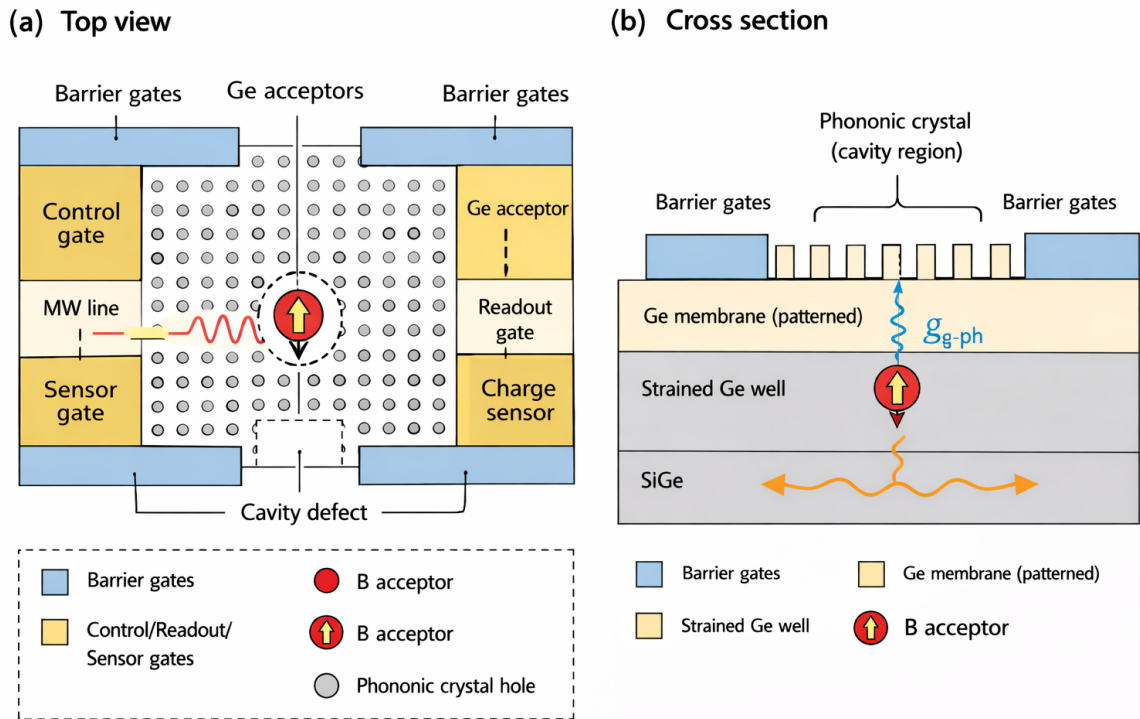


Figure 3: Conceptual schematic of a Ge acceptor-spin platform integrated with a phononic crystal. (a) Device-level architecture showing a single acceptor, illustrated here as a B acceptor, embedded in Ge and controlled by local control and readout gates, with the surrounding phononic crystal engineered to create a bandgap and a localized defect cavity near the qubit. This architecture is intended to combine electrical tuning of the acceptor-bound hole with control of the local acoustic environment. (b) Effective-level diagram illustrating the interface- and field-split acceptor manifold, where the lower-energy Kramers doublets can be tuned by electric field and coupled through strain- and phonon-mediated interactions. The labeled couplings indicate electric-field-driven mixing, strain-induced heavy-hole/light-hole mixing, coupling to the charge-readout channel, and coupling between the acceptor qubit and localized phononic modes in the Ge host.

4.2 Why acceptors are theoretically attractive in Ge

Acceptor qubits are theoretically attractive in Ge for the same broad reason that Ge hole quantum dots are attractive: the valence-band states of Ge are strongly spin-orbit active, allowing fast electrical control without the need for large local ac magnetic fields [13, 5]. What makes acceptors especially interesting is that they combine this spin-orbit-rich valence-band physics with atom-like confinement. In other words, they offer a route to an electrically controllable qubit that is localized by chemistry rather than defined entirely by lithographic gates. This is an unusual and potentially powerful combination, since it promises some of the reproducibility advantages of impurity-based qubits together with control mechanisms more reminiscent of hole-spin devices [44, 43].

Interface calculations by Abadillo-Uriel and Calderón showed that, in both Si and Ge, an interface naturally splits the acceptor ground state into two Kramers doublets and introduces parity mixing [10]. These are not minor corrections. They are precisely the ingredients that enable electric-dipole spin resonance, electrically tunable selection rules, and gate-defined operating points where the qubit can be simultaneously controllable and relatively insensitive to charge noise [44, 45, 11]. In related Si-compatible acceptor proposals, this logic leads to charge-insensitive operating points, electrically switchable dipoles, and even “magic-angle” conditions where inter-qubit dipolar coupling can be strongly suppressed while preserving single-qubit addressability [45, 46].

More specifically, acceptor-bound holes are promising when one wants to exploit large electric dipole moments for EDSR-like control, operation at relatively modest magnetic fields, anisotropic and electrically tunable g tensors, and strong coupling to strain through the spin-3/2 manifold [44, 36]. In this sense, acceptor qubits can be viewed as a bridge between donor qubits and gate-defined hole qubits: they are more atom-like than the latter, but far more spin-orbit-active than the former.

4.3 Why acceptors in Ge remain challenging

The same physics that makes acceptors attractive also makes them fragile and highly sensitive to microscopic details. In acceptor systems, central-cell chemistry, local strain, dielectric mismatch, and the dopant depth below an interface are not small perturbations; they reshape the actual qubit spectrum [10, 11]. Unlike donor electrons, acceptor-bound holes do not live in a nearly hydrogenic spin-1/2 manifold with spin-orbit effects added afterward. Instead, spin-orbit coupling is part of the platform from the outset. This is excellent for electrical tunability, but it raises the bar for reproducibility and makes device-to-device variation a more serious architectural issue [43].

A second challenge is hyperfine cleanliness. One attraction of group-IV hosts is the possibility of isotopic purification, but acceptor qubits do not benefit from this as completely as donor electrons or some gate-defined dots do, because the dopant nucleus itself can reintroduce a local hyperfine floor. For common acceptor species such as boron or gallium, the host may be cleaned up while the impurity nucleus remains spinful. Thus, for acceptors, the phrase “group-IV quietness” must be interpreted more carefully than it is for electron-spin qubits in isotopically selected materials [44, 45].

A third challenge is that strong spin-orbit coupling does not only help control; it can also enhance susceptibility to charge noise and phonon-assisted relaxation unless the device is engineered to operate near favorable sweet spots [5, 15]. This lesson has already emerged clearly in gate-defined Ge hole qubits and is highly relevant for Ge acceptors as well. In practice, therefore, a successful Ge acceptor platform would likely require simultaneous optimization of impurity placement, interface electrostatics, strain environment, and acoustic mode engineering rather than progress along only one of these fronts.

4.4 Experimental maturity

Here the assessment should remain candid. Acceptor qubits are scientifically compelling, but they are not yet the experimentally dominant qubit modality in Ge. The most developed acceptor-qubit demonstrations to date are in Si-compatible platforms, including the proposal and experimental realization of single-acceptor spin-orbit qubits near interfaces [44, 45]. These works established that acceptor-bound holes can indeed support electrically controlled qubits with useful sweet spots and robust spin-orbit response, but they did not yet amount to a mature Ge acceptor stack.

By contrast, the most mature Ge spin qubits today are gate-defined hole devices. Coherent control of a Ge hole-spin qubit has already been demonstrated experimentally, and later work showed that Ge hole qubits can be operated at sweet spots with highly anisotropic but favorable noise response and very high single-qubit fidelities [13, 5, 15]. That comparison matters. It means the host material, the valence-band physics, and the broader Ge hole-spin ecosystem are already credible; what remains immature is specifically the impurity-based acceptor implementation in Ge.

For that reason, it is most accurate to describe Ge acceptor qubits today as an *architecturally promising but comparatively immature platform*. The theoretical building blocks are strong, the host material is attractive, and the control mechanisms are well motivated, but a reproducible Ge acceptor device stack with benchmarked fidelities, scalable calibration protocols, and multiqubit demonstrations has not yet emerged.

4.5 Advantages

The main advantages are:

1. **Atom-like confinement with strong electrical control.** Acceptor qubits localize the carrier at a chemically defined site while still allowing strong electric-field manipulation through spin-orbit coupling [44, 45].
2. **Spin-3/2 resources.** Quadrupolar couplings, heavy-hole/light-hole mixing, and strongly anisotropic g tensors provide a richer control space than simple spin-1/2 donor qubits [43, 36].
3. **Potential compatibility with hybrid interfaces.** Because acceptor-bound holes respond strongly to electric fields and strain, they are natural candidates for coupling to microwave resonators, phononic structures, or other transduction elements [44, 36].
4. **Possibility of protected operating points.** Interface engineering, electric-field tuning, and strain control can produce regimes where electrical driving remains strong while first-order sensitivity to noise is reduced [45, 46, 11].

4.6 Disadvantages

The main disadvantages are:

1. **Strong dependence on the microscopic environment.** Central-cell, interface, and strain effects are not perturbative, so reproducibility is intrinsically demanding [10, 11].
2. **Residual hyperfine coupling from the dopant nucleus.** Even if the host is isotopically improved, the impurity species itself can preserve a local hyperfine channel [44].
3. **Placement and activation challenges.** Acceptor platforms still require precise dopant positioning, controlled depth relative to the interface, and careful activation without introducing disorder.

4. **Limited experimental maturity in Ge.** The host material is highly promising, but the acceptor-specific implementation in Ge remains far less mature than gate-defined Ge hole qubits [13, 15].

4.7 Assessment

Ge acceptor qubits are scientifically important because they provide perhaps the most native impurity-based realization of Ge valence-band spin-orbit physics. They combine atom-like localization with unusually strong electrical and strain sensitivity, which makes them especially attractive for hybrid architectures. In particular, a phononic-crystal environment is appealing because it can, in principle, do two useful things at once: suppress unwanted acoustic density of states near the qubit transition and provide localized defect modes for coherent strain-based interfaces [36, 42]. That final step is still an architectural inference rather than an experimentally established Ge-acceptor result, so the most balanced conclusion is that Ge acceptor qubits should presently be viewed as a strategic R&D direction for hybrid phononic, cavity, and optoelectronic devices rather than the shortest path to a large-scale Ge quantum processor.

5 Gate-defined hole spin qubits in strained Ge/SiGe heterostructures

5.1 Physical encoding

A gate-defined Ge hole-spin qubit differs fundamentally from donor and acceptor platforms: the qubit is not bound to an impurity, but instead is formed electrostatically in an accumulated two-dimensional hole gas hosted by a strained Ge quantum well within a Ge/SiGe heterostructure [47, 13, 14]. The Ge/SiGe valence-band offset and the compressive strain of the heterostructure energetically favor hole occupation in the Ge layer, while source and reservoir regions provide carriers and metallic gates define one or more lateral quantum dots. In this platform, the vertical confinement is inherited from the heterostructure, whereas the in-plane confinement is generated entirely by gate voltages.

A useful schematic Hamiltonian for this architecture is

$$H_{\text{hole}} = H_{\text{LK}} + V_{\text{QW}}(z) + V_{\text{dot}}(x, y) + H_{\text{strain}} + H_Z + H_{\text{SO}}(E) + H_{\text{ac}}(t) + H_{\text{ph-cav}}, \quad (24)$$

where H_{LK} is the Luttinger–Kohn valence-band Hamiltonian, $V_{\text{QW}}(z)$ is the vertical confinement potential of the strained Ge/SiGe quantum well, $V_{\text{dot}}(x, y)$ is the lateral gate-defined confinement potential, H_{strain} captures the heterostructure-induced strain, H_Z is the Zeeman term, $H_{\text{SO}}(E)$ represents the electric-field-dependent spin-orbit interaction, $H_{\text{ac}}(t)$ describes the microwave gate drive used for electrically driven spin resonance, and $H_{\text{ph-cav}}$ denotes the coupling to an engineered phononic cavity mode when such a cavity is intentionally integrated [5, 15, 36]. In contrast to impurity qubits, the qubit frequency, tunnel coupling, and spin-orbit response are therefore controlled primarily by gate geometry, electric field, magnetic-field orientation, and the local strain environment.

Figure 4 illustrates a forward-looking device concept consistent with this picture. A source reservoir injects holes into the strained Ge quantum well of a Ge/SiGe heterostructure. The strain and band offset localize the holes vertically to the Ge layer, while the gate stack laterally confines one or two holes in a quantum dot region placed inside a phononic crystal cavity. In such a design, the cavity is not the primary source of confinement; rather, it is an additional structure intended

to engineer the local acoustic environment around an otherwise conventional gate-defined Ge hole qubit. Microwave modulation of a gate voltage then drives spin rotations electrically through spin-orbit coupling, and a nearby readout gate or sensor converts spin information into a charge signal for electrical readout [13, 14, 15].

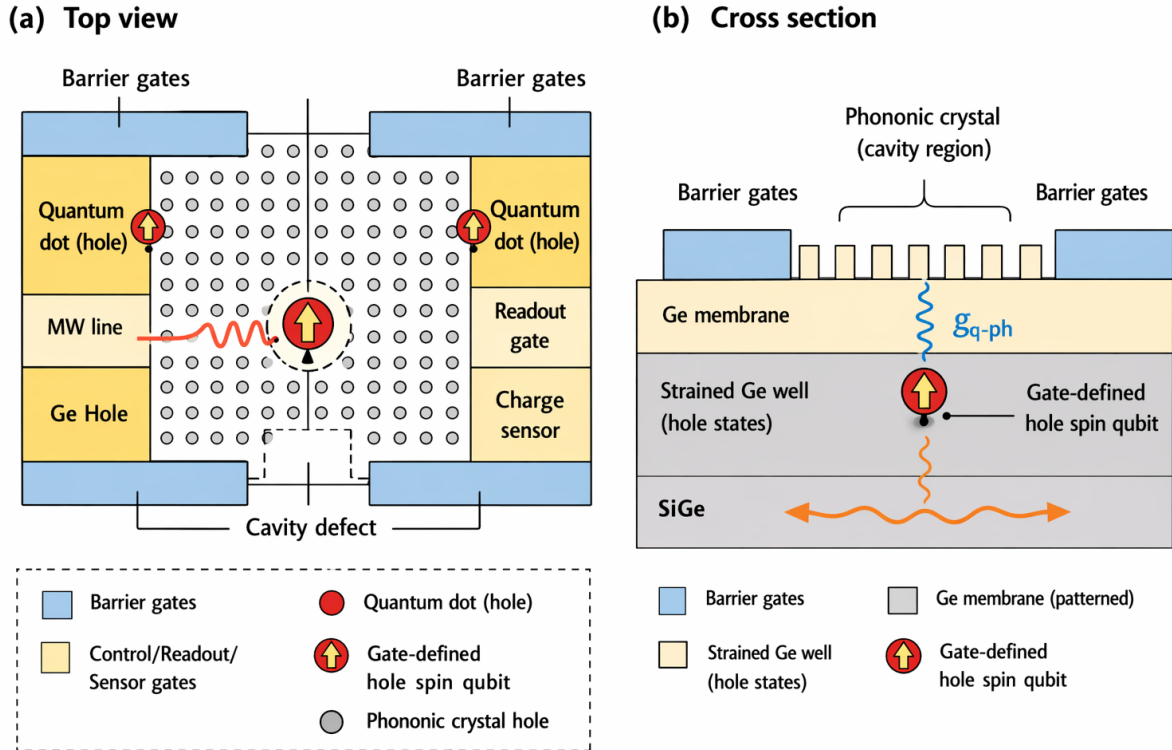


Figure 4: Conceptual schematic of a gate-defined Ge hole-spin qubit platform integrated with a phononic crystal cavity. (a) Top-view architecture showing a strained Ge quantum well formed in a Ge/SiGe heterostructure, where local electrostatic gates define a hole-spin qubit and a nearby charge sensor enables electrical readout. A pulsed microwave signal applied to the gate stack drives the qubit electrically, while the patterned phononic crystal surrounding a central defect cavity is intended to create a phononic bandgap and localize selected acoustic modes near the qubit. (b) Cross-sectional schematic illustrating the vertical device structure and the role of the phononic cavity in engineering the local acoustic environment. In this architecture, the strained Ge well provides the hole channel, the oscillating gate field enables electrically driven spin resonance (EDSR), and the phononic crystal cavity is intended to suppress unwanted phonon leakage while enhancing controlled strain-mediated interactions relevant to qubit manipulation, relaxation engineering, and spin-phonon coupling.

5.2 Why gate-defined Ge hole qubits are attractive

Gate-defined Ge hole qubits are attractive because they combine several favorable ingredients in a single platform. First, Ge valence-band states possess strong intrinsic spin-orbit coupling, which enables all-electrical qubit control without the need for large on-chip micromagnets or local oscillating magnetic fields [13, 5]. Second, the strained Ge/SiGe heterostructure provides a high-quality,

low-disorder host in which holes can be accumulated in an undoped quantum well and then confined by lithographic gates with considerable flexibility [47, 14]. Third, hole states in Ge are free of conduction-band valley degeneracy, avoiding one of the major complications present in some electron-based group-IV platforms [5, 15].

A particularly important advantage is that strong spin-orbit coupling in Ge does not merely allow fast control; under suitable operating conditions it can coexist with surprisingly good coherence. Theory predicted optimal operating points in which the EDSR response is strong while first-order sensitivity to electric-field noise is suppressed [5]. Experiment subsequently confirmed that gate-defined Ge hole qubits can operate at sweet spots with very high single-qubit fidelity and robust performance even above 1 K [15]. This is significant from an architectural perspective because it suggests that fast electrical control and noise resilience need not be mutually exclusive in this material system.

The platform is also attractive from a circuit-design standpoint. Because the quantum dots are defined electrostatically, the same heterostructure can support single dots, double dots, charge sensors, exchange-coupled qubit pairs, and multi-dot arrays using related fabrication methods [14, 48]. In a future hybrid design, the addition of a phononic crystal cavity could further extend this flexibility by introducing an engineered acoustic degree of freedom for dissipation control or coherent transduction [36, 42].

5.3 Why the platform remains challenging

The same spin-orbit interaction that makes gate-defined Ge hole qubits fast also makes them intrinsically sensitive to electric fields. As a result, charge noise, gate-voltage drift, interface disorder, and unintended variations in the confinement potential can all shift the qubit frequency or modify the driving strength [5, 15]. In practice, this means that device performance depends strongly on careful heterostructure design, dielectric quality, gate-stack engineering, and operation at favorable bias points. Fast control is therefore not “free”: it must be balanced against electrostatic noise and device variability.

A second challenge is that the qubit states are heavy-hole-dominated but not purely heavy-hole. Their detailed composition depends on electric field, confinement geometry, and strain. This is useful for tunability, but it also implies that the g tensor, Rabi frequency, and relaxation rate can vary strongly with gate bias and magnetic-field orientation [5, 15]. In a multi-qubit processor, this tunability can be a strength for addressability, yet it can also complicate calibration because neighboring dots may respond differently to similar voltage changes.

The phononic crystal cavity adds a further layer of complexity. Although it is attractive as a hybrid extension, it should be presented honestly as an advanced design concept rather than a standard component of present-day Ge hole-qubit hardware. A cavity patterned near the qubit region must preserve the electrostatic quality of the dot, avoid introducing extra disorder or loss, and couple to the hole-spin degree of freedom in a controlled way through strain-mediated spin-orbit interactions [36, 42]. In other words, integrating a phononic cavity is promising, but it raises the co-design burden considerably: the acoustic, mechanical, electrostatic, and spin properties must all be optimized together.

5.4 Experimental maturity

Among Ge-based spin-qubit modalities, gate-defined hole qubits are the most mature experimentally. Early work established planar Ge as a high-quality gate-defined quantum-dot platform in which heavy holes accumulate in shallow strained Ge quantum wells and can be contacted and

controlled electrically [47]. Soon after, Watzinger *et al.* demonstrated a Ge hole-spin qubit with two-axis control using Pauli spin blockade and electrically driven spin resonance, showing that Ge hole spins could be manipulated rapidly and purely electrically [13].

The platform then advanced quickly. Hendrickx *et al.* demonstrated a single-hole-spin qubit with integrated single-shot readout and coherent control in planar Ge, showing that the dots could be depleted to the last hole while maintaining strong electrical addressability [14]. In the same general material system, fast two-qubit logic was demonstrated using exchange-coupled Ge hole qubits, establishing that the platform could support entangling gates on experimentally relevant timescales [14]. This was followed by a four-qubit germanium quantum processor, which showed that the architecture could be extended to a compact two-dimensional array with programmable coupling and multi-qubit control [48].

Most recently, sweet-spot operation of a Ge hole-spin qubit was demonstrated with highly anisotropic noise sensitivity, clarifying the role of the electric-field-dependent g tensor in both control and decoherence. That work reported single-qubit fidelities reaching 99.94% and operation remaining above 99% even beyond 1 K, which is an important systems-level milestone for Ge hole-spin hardware [15]. Collectively, these results establish gate-defined Ge hole qubits as the most experimentally advanced Ge spin-qubit modality. The phononic-crystal-cavity version shown in Fig. 4 should therefore be framed as a next-step hybrid architecture built upon an already demonstrated qubit foundation, rather than as a speculative platform without experimental roots.

5.5 Advantages

The main advantages are:

1. **All-electrical qubit control.** Strong spin-orbit coupling enables EDSR-based driving using gate voltages rather than complex local magnetic-field hardware [13, 5].
2. **A high-quality strained Ge/SiGe host.** Undoped heterostructures support low-disorder hole accumulation, flexible gate-defined confinement, and compatibility with multi-dot circuit design [47, 14].
3. **No conduction-band valley degeneracy.** This removes an important source of spectral complexity that often complicates electron-spin devices in multivalley materials [5, 15].
4. **Rapid experimental progress and circuit-level development.** Single-qubit, single-hole, two-qubit, and four-qubit operation have all been demonstrated in closely related Ge platforms [13, 14, 48].
5. **Natural compatibility with hybrid strain-based interfaces.** Because Ge hole spins are intrinsically sensitive to electric fields and strain, they are well positioned for future coupling to phononic or electromechanical structures [36].

5.6 Disadvantages

The main disadvantages are:

1. **Strong sensitivity to electrostatic disorder and charge noise.** The same spin-orbit physics that enables fast control also makes the qubit responsive to unwanted gate and interface fluctuations [5, 15].

2. **Bias- and orientation-dependent properties.** The g tensor, driving strength, and relaxation channels depend strongly on gate voltages, confinement details, and magnetic-field direction, which complicates calibration in large arrays [5, 15].
3. **Exchange-based scaling still demands careful tuning.** Although multi-qubit operation is established, tunnel coupling, detuning, and crosstalk must still be controlled precisely for large-scale circuits [14, 48].
4. **Phononic-cavity integration is not yet standard hardware.** A phononic crystal cavity is an appealing hybrid addition, but it remains a forward-looking engineering extension that must be validated without compromising quantum-dot quality [36, 42].

5.7 Assessment

Gate-defined Ge hole spin qubits combine a mature strained Ge/SiGe materials platform, fast all-electrical control, demonstrated multi-qubit functionality, and experimentally validated sweet-spot operation. These features make them the most developed Ge spin-qubit modality for near-term processor-oriented research [14, 48, 15].

The phononic-crystal-cavity version of this platform should therefore be viewed as a strategic hybrid extension rather than a replacement for the core Ge hole-qubit architecture. Its scientific appeal is clear: the same spin-orbit and strain sensitivity that enables fast EDSR control could also be used to engineer dissipation, couple selectively to localized acoustic modes, or create new pathways for spin-phonon interfacing. But that opportunity comes with a design challenge, since the cavity must enhance acoustic functionality without degrading the exceptional electrostatic control that underlies present gate-defined Ge hole-qubit performance. A balanced view is that conventional gate-defined Ge hole qubits already provide a strong experimental base, while their integration with phononic crystal cavities represents a high-value next-stage R&D direction for hybrid quantum architectures.

6 Gate-defined electron spin qubits in germanium

6.1 Motivation

Why consider gate-defined electron qubits in Ge at all? The main motivation is conceptual simplicity. A single conduction electron confined in a quantum dot naturally realizes a spin-1/2 qubit, closely analogous to the well-developed electron-spin platforms in Si. In that sense, a Ge electron qubit could, in principle, combine the familiar logic of few-electron quantum dots with the materials flexibility of Ge/SiGe heterostructures [49, 38].

A second motivation is that strain and band-offset engineering in Ge/SiGe can be used to create a conduction-electron system that is not simply bulk Ge in miniature. Giorgioni *et al.* showed that suitably engineered Ge/SiGe quantum wells can support a two-dimensional electron gas with a type-I band alignment and measurable confinement of L-valley electrons in the Ge well [38]. This means that, at least at the level of heterostructure physics, there is a credible route to source-loaded conduction electrons in a Ge-based quantum-well channel. A gate-defined electron-spin qubit in Ge would then be formed by laterally confining one or a few of those electrons with metallic gates, in close analogy with more established semiconductor quantum-dot platforms.

The central difficulty, however, is that Ge electrons inherit the full complexity of the Ge conduction band. Unlike Ge hole qubits, which benefit from the absence of a problematic low-lying valley competitor, Ge electrons occupy L-valley states whose degeneracy, anisotropic masses, intervalley

coupling, and strain dependence remain central to the device physics [50, 49]. Thus, although the qubit degree of freedom is conceptually simpler than for holes, the underlying band structure is not. This places gate-defined Ge electron qubits in a distinctive strategic position: attractive in principle, but starting from a comparatively demanding materials and device-physics baseline.

6.2 Effective Hamiltonian and key control issues

A schematic single-electron Hamiltonian for a gate-defined Ge electron qubit may be written as

$$H_{\text{eQD}} = H_{\text{conf}} + H_{\text{orb}} + H_{\text{valley}} + \frac{1}{2}\mu_B \mathbf{B} \cdot \mathbf{g} \cdot \boldsymbol{\sigma} + H_{\text{SO}}(E) + H_{\text{ac}}(t) + H_{\text{ph-cav}}, \quad (25)$$

where H_{conf} describes the vertical confinement created by the strain-engineered Ge/SiGe heterostructure, H_{orb} is the lateral gate-defined orbital confinement, H_{valley} captures the L-valley structure and intervalley mixing, the Zeeman term contains the generally anisotropic g tensor, $H_{\text{SO}}(E)$ denotes electric-field-dependent spin-orbit effects, $H_{\text{ac}}(t)$ describes the oscillatory gate drive, and $H_{\text{ph-cav}}$ represents coupling to a phononic crystal cavity mode when such a cavity is intentionally integrated [49, 38, 42].

Unlike in Ge hole qubits, the valley term is not a secondary correction. In Ge electron dots, valley composition directly affects the orbital spectrum, the effective g tensor, the spin-orbit admixture, and the sensitivity to disorder at the interface and within the confinement potential [50, 49]. This makes optimization intrinsically multidimensional: strong electrostatic tunability is useful, but valley-orbit crowding and intervalley mixing can complicate initialization, readout, relaxation, and coherent control.

Figure 5 illustrates a forward-looking hybrid design for this platform. In the figure, a source reservoir supplies electrons to a strain-engineered Ge/SiGe heterostructure. The heterostructure-induced band profile localizes the electron wave function in the Ge quantum-well region, while local barrier and plunger gates laterally define a single- or double-dot device inside a phononic crystal cavity. In such a design, the phononic cavity is not the primary source of confinement; rather, it is added to tailor the local acoustic environment around an otherwise gate-defined electron dot. An oscillating gate voltage is intended to drive spin rotations electrically through confinement-induced g -tensor modulation or EDSR-like spin-orbit-assisted control, whereas the spin state would still be read out electrically through spin-to-charge conversion and a proximal charge sensor or readout gate. This distinction is important: the ac gate drive is a manipulation tool, while the readout remains an electrical charge-detection process [49, 38, 42].

At the control level, this architecture is more forward-looking than the corresponding Ge hole platform. The measured confinement-induced g -factor engineering of L-valley electrons in Ge/SiGe wells suggests that electrical tuning of the Zeeman response is realistic [38], and earlier theory showed that quantum confinement, strain, crystallographic orientation, and electric field can strongly modify the L-valley electron g tensor [49]. However, a mature gate-defined Ge electron-qubit stack with established electrical control protocols has not yet emerged. For that reason, the figure should be interpreted as a credible design direction rather than as a direct rendering of a fully demonstrated device class.

6.3 Potential advantages

Despite its present immaturity, the electron modality in Ge should not be dismissed. Its potential advantages include:

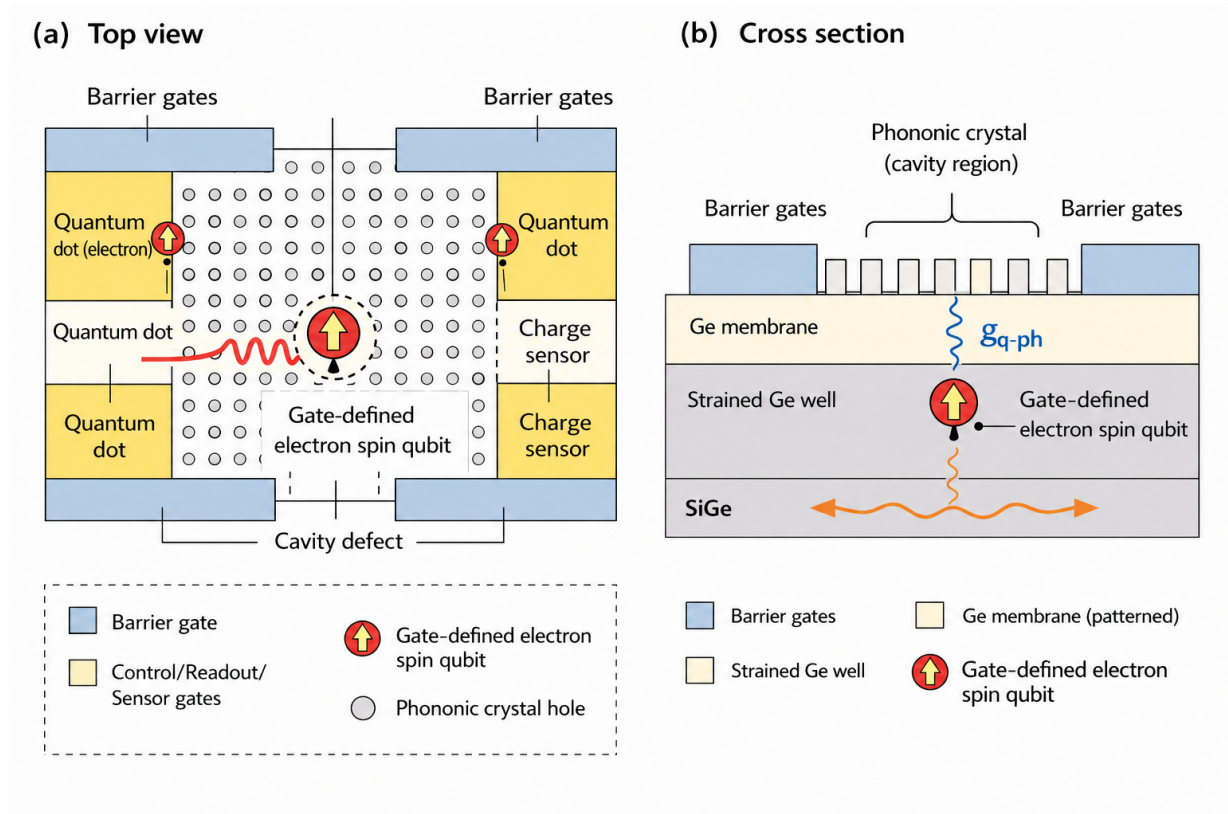


Figure 5: Conceptual schematic of a gate-defined Ge electron-spin qubit platform integrated with a phononic crystal cavity. (a) Top-view architecture showing a strain-engineered Ge/SiGe heterostructure in which electrostatic gates define a lateral electron-spin qubit and a nearby charge sensor provides electrical readout. The control-gate region is used to tune the confinement potential and manipulate the electron state, while the patterned phononic crystal surrounding a central defect cavity is intended to create a phononic bandgap and localize selected acoustic modes near the qubit. (b) Cross-sectional schematic illustrating the vertical device structure and the role of the phononic crystal cavity in shaping the local acoustic environment. In this architecture, a source region injects electrons into the strain-engineered Ge quantum-well channel, the external magnetic field defines the spin quantization axis, and local control gates confine and tune the electron-spin qubit. The phononic crystal cavity is intended to suppress unwanted phonon leakage, tailor the local acoustic density of states, and provide a possible route toward controlled qubit–phonon or orbital–phonon coupling in a future hybrid Ge electron-spin architecture.

1. **Spin-1/2 simplicity.** The logical qubit space is conceptually cleaner than the spin-3/2 manifold of holes, which may simplify modeling, calibration logic, and the interpretation of driven dynamics.
2. **Confinement- and strain-tunable Zeeman response.** Both theory and experiment indicate that L-valley electrons in Ge/SiGe heterostructures can exhibit substantial and engineerable g -tensor anisotropy [49, 38].
3. **Possible compatibility with established electron-dot control ideas.** If a sufficiently clean Ge electron stack is realized, parts of the extensive Si electron-qubit toolbox could become transferable at the level of loading, exchange control, and spin-to-charge readout.
4. **Potential value in hybrid architectures.** A simpler spin-1/2 qubit embedded in a phononic or electromechanical environment could be attractive if one wants to study strain-mediated coupling without the extra manifold complexity of hole states [42].

6.4 Likely disadvantages

At present, the disadvantages are substantial:

1. **L-valley complexity remains design-critical.** Valley splitting, intervalley mixing, and anisotropic effective masses are not peripheral details; they are central to the operation of the qubit and its reproducibility [50, 49].
2. **The native case for all-electrical control is weaker than for holes.** In Ge holes, strong spin-orbit coupling directly enables fast electrical driving. For Ge electrons, the route to electrical control is more indirect and would likely rely on engineered g -tensor modulation or other synthetic spin-orbit mechanisms rather than on a naturally strong hole-like response [49, 38].
3. **Experimental and circuit-level development remains limited.** The major milestones in gate-defined Ge spin qubits to date—single-qubit control, two-qubit logic, processor-scale integration, and sweet-spot operation—have all been demonstrated in hole-based devices rather than electron-based ones [47, 13, 14, 48, 15].
4. **Hybrid phononic integration raises the co-design burden further.** Adding a phononic crystal cavity may be scientifically attractive, but it also requires simultaneous optimization of electrostatics, valley physics, mechanical confinement, and disorder management [42].

6.5 Assessment

Gate-defined electron qubits in Ge are best viewed, at present, as a physically interesting but still underdeveloped direction. Their long-term value would most likely emerge if one can leverage a simpler spin-1/2 manifold, engineer a sufficiently robust valley splitting, and exploit strain- or confinement-driven control of the g tensor in ways that are difficult to realize elsewhere [49, 38]. In that sense, the platform is not unmotivated; it is simply early.

Figure 5 should therefore be read as a forward-looking hybrid architecture in which a source-loaded Ge/SiGe electron dot is combined with a phononic crystal cavity to investigate electrically driven control, engineered dissipation, and possibly spin-phonon coupling. Scientifically, that is a worthwhile direction. Practically, however, the platform still requires substantial progress in valley control, reproducible confinement, and demonstration of a complete qubit-control stack before it can be evaluated on the same footing as more mature Ge implementations.

7 Cross-platform comparison

7.1 A physics-based comparison

Table 6 summarizes the main trade-offs among the four principal Ge-based qubit modalities discussed above. This comparison should be read with two caveats. First, no modality is universally “best” independent of application: a qubit optimized for long-lived quantum memory, a dense processor tile, and a phonon-coupled hybrid transducer need not be the same physical object. Second, the four platforms are not equally mature experimentally. Gate-defined hole qubits in strained Ge/SiGe have already reached a genuinely multi-qubit and processor-relevant regime, whereas donor, acceptor, and gate-defined electron qubits in Ge remain at earlier stages of development. Accordingly, the comparison below is intended to be physics-based rather than purely performance-based. It weighs what each modality appears to offer in principle while also accounting for what has and has not yet been demonstrated experimentally. Here, the qualitative maturity labels refer to the current level of experimental development, including demonstrated single-qubit control, two-qubit operations where available, multi-qubit integration, and broader architecture-level readiness.

Table 6: Technical comparison of four Ge-based qubit modalities. “Maturity” is a qualitative assessment as of 2026.

Modality	Best features	Main liabilities	Control paradigm	Maturity
Donor spin qubit	Atom-defined confinement; large Stark tunability; possible electron–nuclear memory	Spin–lattice relaxation in Ge; L-valley complexity; deterministic placement challenge	ESR/EDSR with hyperfine and Stark tuning	Early–intermediate
Acceptor spin qubit	Atom-like spin-3/2 hole; strong electric and strain response; phonon/photon coupling potential	Central-cell, strain, and interface sensitivity; dopant nuclear spin; limited Ge demonstrations	Electric control of Kramers doublets; strain/interface tuning	Early
Gate-defined hole-spin qubit	All-electric control; valley-free valence band; multiqubit progress; scalable arrays	Charge-noise sensitivity; g -tensor anisotropy; materials and interface variability	EDSR, exchange gates, singlet–triplet control, and shuttling	Advanced
Gate-defined electron spin qubit	Simple spin-1/2 encoding; compatibility with Si-style gate concepts	L-valley complexity; limited Ge-specific maturity; unclear advantage over holes	ESR/EDSR in gate-defined quantum dots	Early

The main lesson from Table 6 is that Ge does not support a single unified qubit story. Instead, it supports several distinct routes, each emphasizing a different compromise between microscopic simplicity, electrical controllability, fabrication tolerance, and systems-level scalability. Donor qubits are the most atom-like and conceptually closest to memory-oriented architectures. Acceptor qubits are the most native impurity realization of Ge valence-band spin-orbit physics and may ultimately be especially valuable in hybrid phononic or optical settings. Gate-defined hole qubits currently occupy the most advanced processor-oriented position in Ge, while gate-defined electron qubits remain scientifically interesting but still exploratory because they inherit the full complexity of the Ge L-valley conduction band without yet demonstrating a compensating systems-level advantage.

7.2 Coherence

If coherence is defined narrowly as the ability to isolate a spin from its environment, donor qubits have an intuitive advantage because they are more atom-like and less directly exposed to electrostatic disorder than gate-defined hole dots. In many semiconductor settings, one would therefore expect donors to offer the cleanest coherence ceiling. In Ge, however, this expectation is softened by the unusually strong role of spin-lattice relaxation. Once isotopic purification suppresses the host nuclear bath, donor-spin coherence is not freed indefinitely; instead it becomes limited by T_1 , reflecting the fact that strong spin-orbit coupling couples the spin more efficiently to phonons than in Si [12]. Thus, while Ge donors retain important coherence advantages over more electrically active qubits, they do not inherit the same extraordinarily favorable hierarchy seen in the best Si donor systems.

Gate-defined hole qubits occupy the opposite end of the trade space. Their strong spin-orbit interaction makes them intrinsically more sensitive to electric fields and therefore, at first glance, more vulnerable to charge noise. Yet the experimental trajectory of the Ge hole platform has shown that this sensitivity can be mitigated rather than simply endured. Theory identified operating points where the qubit retains strong electrical controllability while suppressing first-order sensitivity to fluctuations [5], and experiment has since demonstrated sweet-spot operation with excellent coherence and very high fidelity [15]. Continued improvements in heterostructure quality, electrostatic design, and isotopic refinement further strengthen the case that Ge holes can be both fast and sufficiently coherent for scalable processors [22].

Acceptor qubits remain harder to judge. In principle, they may eventually combine atom-like localization with strong electrical control and therefore occupy an appealing middle ground between donors and hole dots. However, in Ge this remains more of a theoretically motivated possibility than an experimentally benchmarked conclusion. Their coherence will likely depend sensitively on central-cell chemistry, interface position, strain environment, and dopant-specific hyperfine effects, all of which complicate any clean extrapolation from existing donor or hole results. Gate-defined electron qubits in Ge are similarly difficult to benchmark today: because the platform is still immature, there is no established coherence result competitive with the best hole data. For the moment, then, the coherence hierarchy is not simply “atom-like is best”; rather, it is shaped by the distinct ways in which each Ge modality couples to phonons, fields, and local disorder.

7.3 Control speed and power efficiency

Gate-defined Ge holes currently set the pace in this category. Their strong spin-orbit interaction enables fast all-electrical manipulation through EDSR, avoiding the need for micromagnets or large local oscillating magnetic fields and thereby reducing device overhead and control complexity [13, 16, 14]. This is not just a matter of convenience. Electrical driving with compact gate stacks is fundamentally attractive for scaling because it supports dense device layouts, localized actuation, and lower classical control overhead than architectures that rely more heavily on magnetic hardware.

Donor qubits in Ge can also exhibit substantial electrical tunability, especially through Stark shifts and hyperfine-assisted control. That makes them more electrically addressable than one might naively assume for an atom-like electron spin. Even so, their native control logic remains less directly all-electrical than that of Ge hole dots. In practical terms, this means that donor qubits may be well suited to architectures where tunable resonance and memory-like behavior are central, but they are not yet the natural benchmark for raw gate speed and local low-power control.

Acceptor qubits could, in principle, become formidable contenders in this category. Their spin-3/2 structure, quadrupolar response, and strong coupling to electric fields and strain may eventually

permit extremely efficient control, perhaps even rivaling conventional hole dots in certain regimes. However, that promise remains ahead of the Ge experimental base. Gate-defined electron qubits in Ge currently have the weakest case here. Because their spin degree of freedom is not as natively electric-field-active as that of holes, their route to fast all-electrical control is more indirect and would likely rely on engineered spin-orbit admixture or g -tensor modulation rather than on a naturally strong hole-like EDSR response. Until such control is demonstrated convincingly, Ge holes remain the clearest benchmark for fast and power-efficient operation within the Ge family.

7.4 Scalability

At the level of demonstrated scalability, gate-defined Ge holes are the least ambiguous case. The decisive point is not a single headline experiment, but the cumulative convergence of many milestones: single-spin operation, long relaxation times, fast two-qubit gates, a four-qubit processor, larger spin arrays, coherent shuttling, and continued improvement in wafer quality and device reproducibility [51, 48, 18, 17, 22]. Taken together, these results show that the hole platform is no longer merely a promising physical qubit; it is becoming a serious architecture.

Donors, by contrast, are attractive for precision-oriented or memory-like designs, but they do not yet offer the same demonstrated scaling trajectory in Ge. Their atom-defined nature can be a strength at small scale, especially where electron–nuclear registers or highly reproducible local spectra are desired, yet atomic placement, activation control, and the absence of a mature large-circuit toolkit remain real constraints. Acceptors are even earlier in their architectural development. Their theoretical appeal for hybrid quantum technologies is strong, but the field is not yet at the point where one can speak credibly about acceptor-based processor scaling in Ge. Gate-defined electron qubits are earlier still: they have neither the experimental base of Ge holes nor the atomic identity advantage of donors.

For that reason, scalability is presently the clearest comparison category. If the target is a near-term multi-qubit Ge processor, gate-defined holes are the only modality with a substantial demonstrated lead. The other platforms may still become important in narrower or more specialized roles, but they are not yet competitive on this specific metric.

7.5 Fabrication tolerance

Fabrication tolerance reveals a more subtle trade-off. Donor qubits require atomic precision in dopant placement and activation, which is an obvious challenge. Yet the larger donor orbitals in Ge relative to Si somewhat relax the strictest exchange-coupling placement constraints, making the donor platform slightly more forgiving than a simplistic single-atom picture might suggest. Even so, the fabrication stack must still deliver impurity placement, activation, and interface control at a very high standard if the theoretical advantages are to be realized in practice.

Gate-defined hole quantum dots are more forgiving in one sense and less forgiving in another. They do not require deterministic single-atom placement and therefore fit naturally into lithographic quantum-dot fabrication. That is a major practical strength. At the same time, they are highly sensitive to heterostructure quality, dielectric disorder, gate geometry, and local electrostatics. In other words, hole qubits replace atomic-precision requirements with heterostructure- and electrostatics-precision requirements. This is a more scalable fabrication route, but it is not a trivial one.

Acceptor qubits combine some of the hardest aspects of both approaches. They are impurity-based devices, so they inherit the challenge of dopant placement and activation, but their spectrum is also unusually sensitive to interface position, local strain, and microscopic environment. That

makes them particularly vulnerable to device-to-device variation. Gate-defined electron dots in Ge would likely inherit the electrostatic reproducibility issues familiar from quantum-dot platforms, while also carrying the added burden of L-valley engineering. Thus, from a fabrication-tolerance perspective, gate-defined holes appear to offer the most workable compromise for scalable development, even if they are not the simplest qubits in purely microscopic terms.

7.6 Which modality is best for what?

The answer depends on the scientific or technological objective rather than on any single metric.

For a **near-term scalable processor tile**, gate-defined Ge holes are the strongest choice. They have the best experimental base, the clearest scaling path, and the most mature control toolbox. Their combination of all-electrical manipulation, compact gate layouts, and demonstrated multi-qubit operation makes them the natural processor platform in Ge.

For an **atom-like quantum memory or hybrid electron–nuclear register**, donor qubits deserve continued serious attention. Their microscopic reproducibility, hybrid electron–nuclear structure, and strong Stark tunability make them especially attractive where memory, local spectral addressability, or atom-defined functionality matters more than rapid expansion to dense processor arrays.

For **phononic, photonic, or quadrupolar hybrid architectures**, acceptor qubits may ultimately prove exceptionally valuable. Their spin-3/2 manifold and strong electric- and strain-response give them a distinctive role that neither donors nor conventional gate-defined dots replicate naturally. However, realizing that promise in Ge will require a stronger experimental foundation than currently exists.

For a **spin-1/2 Ge quantum-dot route** analogous to Si electrons, gate-defined electrons remain a longer-range possibility rather than a current contender. Their conceptual simplicity is appealing, but they still lack both the maturity and the demonstrated system-level advantages needed to compete seriously with Ge holes at present.

The overall conclusion is therefore not that one modality should replace all others. Rather, Ge appears to support a layered ecosystem of qubit types. For processor-oriented applications, gate-defined holes presently offer the strongest combination of demonstrated control, scalability, and architectural readiness. Donors remain important for atom-like and memory-centered functions; acceptors are strategically interesting for hybrid spin–phonon and spin–photon directions; and gate-defined electrons remain exploratory but potentially useful if future work can turn valley complexity into an engineered advantage rather than a liability.

8 Roadmap and scientific priorities

A useful comparison should end not with a ranking alone, but with a roadmap. The central lesson of the preceding sections is that the four Ge-based qubit modalities do not sit on the same developmental curve. Gate-defined hole qubits in strained Ge/SiGe are already in an architecture-building phase, where the main questions concern array scaling, calibration robustness, and fault-tolerant compatibility. Donor qubits are at an earlier but still strategically important stage, where the path forward is clear if the materials and two-qubit milestones can be met. Acceptor qubits remain the most scientifically intriguing impurity-based route for hybrid spin–phonon and spin–photon concepts, but they still require basic closure on species selection, spectroscopy, and reproducibility. Gate-defined electron qubits in Ge are further behind and must first justify their strategic role relative to the already successful hole platform. For that reason, the roadmap should not ask every

modality to solve the same next problem. Instead, each platform should be advanced according to its own dominant bottleneck.

8.1 Priority directions for donor qubits

The donor route needs three linked advances. The first is a materials advance: isotopically purified Ge host crystals with carefully controlled residual ^{73}Ge and sufficiently low residual chemical disorder to expose the intrinsic donor-spin limit in a reproducible way [12]. Without that foundation, it is difficult to separate true donor physics from sample-specific broadening and relaxation. The second is a device-fabrication advance: deterministic donor placement, activation, and interface registration at a level consistent with controlled exchange or other tunable two-qubit interactions [26]. Ge donors are in principle somewhat more forgiving than Si donors because of their larger effective Bohr radii, but that advantage only matters if the nanofabrication stack can actually exploit it. The third is an architectural advance: direct demonstrations of entangling gates, exchange control, or hybrid electron–nuclear logic in Ge, rather than continued reliance on coherence and Stark-shift characterization alone [41].

A particularly important intermediate goal is to establish whether Ge donors can occupy a distinctive role rather than merely reproduce a weaker version of the Si donor program. The most promising niche is likely not a dense processor tile, but a hybrid architecture in which the electron provides tunable control and readout while the nuclear degree of freedom serves as a longer-lived memory. In that context, large Stark tunability, atom-defined confinement, and species-specific hyperfine structure become genuine system-level assets rather than mere scientific curiosities. A second promising direction is hybrid donor–phononic integration, where engineered acoustic environments could be used either to suppress unwanted spin-lattice relaxation channels or to couple selected donors to localized modes. The key near-term question is therefore not simply “can Ge donors be coherent,” because that has already been answered qualitatively, but rather “can Ge donors be made architecturally useful in a way that exploits what is special about Ge?”

8.2 Priority directions for acceptor qubits

For acceptors, the first task is not immediately high-fidelity logic but *materials and spectroscopy closure*. This platform is still at the stage where basic questions remain open. Which acceptor species in Ge is most favorable when one weighs central-cell physics, hyperfine burden, activation behavior, and interface compatibility? How reproducibly can the interface-split Kramers manifold be engineered across nominally identical devices? What hyperfine floor is imposed by the dopant nucleus even when the host Ge is isotopically improved? Can one reliably define sweet spots or protected operating regimes in which electrical control remains strong while first-order noise sensitivity is reduced [10, 45, 46]? Until these questions are answered experimentally, acceptor qubits in Ge remain architecturally intriguing but immature.

A second priority is to move from theory-rich intuition to experimentally benchmarked device physics. That means reproducible single-acceptor spectroscopy, direct measurements of electric-field control at the level of a single acceptor, and a systematic map of how interface depth, local strain, and dielectric environment reshape the effective qubit manifold [10, 36]. Only after that closure is obtained does it make sense to ask whether acceptors should be optimized for conventional quantum logic, for protected electrically controlled qubits, or for hybrid coupling to phonons, cavities, and optical channels. In fact, the most compelling long-term case for Ge acceptors may lie precisely in those hybrid directions. Their spin-3/2 structure, quadrupolar response, and strain sensitivity are unusual strengths, but they will only become credible architectural assets once the field has

demonstrated that the relevant manifolds can be prepared, tuned, and read out reproducibly from device to device.

8.3 Priority directions for hole qubits

For Ge holes the agenda is more advanced and more concrete. Here the goal is not to discover whether the platform works, but to convert an already successful qubit technology into a robust large-scale architecture. The first priority is continued improvement of the host and gate stack: full isotopic purification where beneficial, lower dielectric defect density, reduced charge noise, and more uniform electrostatics across wafers and across large arrays [15, 22]. The second is better control of the electrically tunable g -tensor and its anisotropy. This is one of the great strengths of the Ge hole platform, but it also complicates calibration because qubit frequencies, Rabi rates, and noise sensitivity depend strongly on bias and field orientation [5, 15]. In small devices this is manageable; in larger arrays it becomes a major systems-engineering problem.

The third priority is architectural scaling: robust tuning protocols for multi-qubit arrays, high-fidelity two-qubit gates in geometries compatible with error-correcting layouts, and continued progress in shuttling, connectivity, and modular control [14, 48, 18, 17]. Recent results strongly suggest that these are tractable engineering directions rather than unknown physics. The key unknown is no longer whether Ge holes can be coherent and controllable, but how efficiently the platform can be industrialized into arrays with acceptable calibration overhead, reproducibility, and control complexity. A fourth, slightly longer-range direction is selective hybridization: once the base hole-qubit hardware is sufficiently stable, integrating phononic crystal cavities, resonators, or other transduction elements becomes scientifically attractive because the same spin-orbit and strain response that enables fast EDSR control may also support controlled spin-phonon coupling [29]. In other words, for Ge holes the roadmap naturally separates into a near-term processor track and a longer-term hybrid-quantum track.

8.4 Priority directions for gate-defined electrons

The main question for Ge electrons is whether they can reach a regime where their simpler spin-1/2 logic outweighs the complications of L-valley physics. If not, they will remain scientifically interesting but strategically secondary to Ge holes. The first priority is therefore not processor scaling, but basic stack validation: can strain-engineered Ge/SiGe heterostructures support a sufficiently clean and reproducible electron channel with controllable valley splitting, reproducible few-electron confinement, and an experimentally useful g -tensor landscape [49, 38, 50]? Without those elements, there is no meaningful electron-qubit roadmap to discuss.

The second priority is to establish whether Ge electrons can offer a real control or coherence advantage in any operating regime. That requires single-electron loading, spin initialization and readout, direct measurements of spin relaxation and dephasing, and some demonstration of electrically assisted control that is competitive enough to justify continued investment. If the electron route can only reproduce a weaker and less mature version of what Ge holes already achieve, then its role will remain exploratory. If, however, L-valley engineering, confinement-driven g -tensor modulation, or a hybrid spin-phonon design reveals a distinctive operating point unavailable to holes, then the platform may justify a more serious long-term effort. The roadmap for Ge electrons is therefore a decision tree rather than a straightforward scaling program: first prove the stack, then prove a distinctive advantage, and only after that ask whether scaling is worthwhile.

Taken together, these priorities suggest a layered Ge quantum roadmap rather than a winner-take-all strategy. Gate-defined Ge holes should continue to receive strong attention for processor-

oriented development because they currently offer the clearest combination of experimental maturity and scalability. Donors deserve focused investment as a complementary atom-like and memory-capable modality, especially if deterministic placement and two-qubit logic can be demonstrated. Acceptors should be pursued as a strategically important hybrid platform, but with the clear recognition that the immediate challenge is still spectroscopy and reproducibility rather than processor performance. Gate-defined electrons should remain an exploratory effort until they demonstrate a regime in which their conceptual simplicity yields a practical advantage over holes. This is a healthy scientific landscape: not one modality replacing the others, but several routes developing in parallel, each justified by a different combination of physics opportunity and architectural promise.

9 Conclusions

The phrase “germanium qubit” does not describe a single technology. It describes a family of physically distinct spin-qubit platforms that share a common semiconductor host but rely on different confinement mechanisms, band-edge physics, control channels, and scaling strategies. This distinction is central to any realistic assessment of Ge-based quantum hardware. Donor qubits, acceptor qubits, gate-defined hole qubits, and gate-defined electron qubits all benefit from the materials advantages of Ge, including isotopic purification, high mobility, mature processing, and access to very high chemical purity. However, they use these advantages in different ways and face different limiting mechanisms.

Donor qubits in Ge offer atom-defined confinement, large Stark tunability, and a natural route to hybrid electron–nuclear registers. These features make them attractive for memory-oriented architectures, frequency-addressable arrays, and hybrid quantum systems. At the same time, Ge donor spins are more strongly constrained by spin-lattice relaxation than their Si counterparts because the stronger spin–orbit interaction and multivalley conduction-band structure enhance phonon-mediated relaxation. Their practical development therefore depends not only on deterministic donor placement and activation, but also on engineering the phonon environment, demonstrating robust two-qubit coupling, and realizing hybrid electron–nuclear functionality in actual Ge devices [12, 41, 26].

Acceptor qubits represent the most direct impurity-based realization of Ge valence-band spin–orbit physics. Their spin-3/2 structure, quadrupolar response, and strong coupling to electric fields and strain make them especially appealing for electrically driven, strain-coupled, and cavity-enabled architectures. In principle, they occupy an attractive middle ground between donor qubits and gate-defined hole qubits: they retain chemically defined localization while inheriting the rich control physics of the Ge valence band. In practice, however, Ge acceptor qubits remain experimentally immature. The immediate challenges are still basic spectroscopy, impurity-species selection, interface and strain control, reproducible single-acceptor operation, and the demonstration of reliable readout and coupling, rather than processor-level logic [10, 45, 36].

Gate-defined electron qubits in Ge preserve the conceptual simplicity of spin-1/2 quantum-dot qubits and could, in principle, benefit from the extensive control logic developed for Si electron-spin devices. Their attraction is therefore clear: they offer a familiar spin encoding while remaining compatible with electrostatic confinement in Ge/SiGe heterostructures. Their main difficulty is that they inherit the full complexity of the Ge conduction band, including the fourfold L -valley structure, anisotropic effective masses, valley-orbit coupling, and strong sensitivity to confinement, interfaces, and strain. At present, gate-defined Ge electron qubits have not yet demonstrated a compensating experimental advantage that would place them on the same footing as the more advanced Ge hole-spin platform. They should therefore be viewed as a scientifically interesting but

still exploratory direction whose long-term value will depend on whether the L -valley physics can be controlled, simplified, or turned into an engineered resource [49, 38, 50].

Among the four modalities, gate-defined hole spin qubits in Ge nanostructures and strained Ge/SiGe heterostructures have advanced furthest toward architecture-relevant operation. They have demonstrated the broadest set of experimentally mature capabilities in the present Ge ecosystem, including single-spin control, single-shot readout, fast two-qubit logic, multi-qubit processor operation, coherent spin shuttling, and continued progress toward low-noise, array-compatible device designs [13, 14, 15]. Their strength lies in the combination of valley-free valence-band physics, strong and electrically tunable spin-orbit coupling, light in-plane effective mass, and compatibility with planar semiconductor fabrication. The main challenges for Ge hole qubits are therefore no longer questions of basic feasibility, but questions of scale: suppressing charge noise, improving wafer and gate-stack uniformity, managing g -tensor anisotropy, maintaining tunability across larger arrays, and developing robust control strategies compatible with cryogenic integration.

A technically balanced conclusion is therefore not that one Ge modality makes the others irrelevant. Rather, Ge supports a layered qubit ecosystem in which different platforms may serve different roles. For processor-oriented applications, gate-defined hole qubits presently offer the strongest combination of experimental maturity, electrical controllability, and architectural scalability. Donor qubits remain important as atom-like, highly tunable systems with potential value for memory-oriented, hybrid electron-nuclear, and phonon-mediated architectures. Acceptor qubits provide a compelling but earlier-stage route to impurity-defined valence-band qubits, especially for future spin-phonon, spin-photon, and cavity-based devices. Gate-defined electron qubits remain a longer-range possibility whose future impact will depend on whether the complexity of the Ge L -valley conduction band can be controlled sufficiently for reproducible qubit operation.

Phononic-crystal engineering emerges from this comparison as a shared but modality-dependent design axis. For electron-like systems, including donor and gate-defined electron qubits, PnC structures primarily offer a way to suppress phonon-mediated spin-lattice relaxation and to enable virtual-phonon or cavity-assisted coupling. For hole-like systems, including acceptor and gate-defined hole qubits, the role of PnC engineering can be broader: because strain couples directly to the spin-orbit-active valence-band manifold, phononic structures can serve not only as relaxation filters but also as active control, transduction, and coupling elements. In this sense, PnC geometry should be viewed as a cross-platform architectural tool for Ge spin qubits, but one whose optimal use depends strongly on whether the qubit is electron-like or hole-like.

The broader message is that the Ge qubit landscape should not be interpreted as a single race with one universal winner. Instead, it is a set of parallel and complementary directions enabled by the same unusually rich semiconductor host. The near-term path to scalable Ge quantum processors is most clearly led by gate-defined hole-spin qubits. The longer-term opportunity is broader: high-purity and isotopically engineered Ge may support a family of qubit, memory, sensing, and phononic-coupling technologies in which donor, acceptor, electron, and hole platforms occupy different roles within an integrated quantum-technology stack.

Acknowledgment

This work was supported in part by NSF OISE 1743790, NSF PHYS 2117774, NSF OIA 2427805, NSF PHYS 2310027, NSF OIA 2437416, DOE DE-SC0024519, DE-SC0004768, and a research center supported by the State of South Dakota.

References

- [1] Rajeev Acharya et al. Quantum error correction below the surface code threshold. *Nature*, 638(8052):920–926, 2025.
- [2] Jeroen P. G. van Dijk, Edoardo Charbon, and Fabio Sebastiano. The electronic interface for quantum processors. *Microprocessors and Microsystems*, 66:90–101, 2019.
- [3] Giordano Scappucci, Christoph Kloeffel, Floris A. Zwanenburg, Daniel Loss, Maksym Myronov, Jian-Jun Zhang, Silvano De Franceschi, Georgios Katsaros, and Menno Veldhorst. The germanium quantum information route. *Nature Reviews Materials*, 6:926–943, 2021.
- [4] L. A. Terrazos, E. Marcellina, Z. Wang, S. N. Coppersmith, M. Friesen, A. R. Hamilton, X. Hu, B. Koiller, A. L. Saraiva, R. B. Capaz, and D. Culcer. Theory of hole-spin qubits in strained germanium quantum dots. *Physical Review B*, 103:125201, 2021.
- [5] Zhanning Wang, Elizabeth Marcellina, Alex. R. Hamilton, James H. Cullen, Sven Rogge, Joe Salfi, and Dimitrie Culcer. Optimal operation points for ultrafast, highly coherent Ge hole spin-orbit qubits. *npj Quantum Information*, 7:54, 2021.
- [6] Gang Yang, Jayesh Govani, Hao Mei, Yutong Guan, Guojian Wang, Mianliang Huang, and Dongming Mei. Investigation of influential factors on the purification of zone-refined germanium ingot. *Crystal Research and Technology*, 49(4):269–275, 2014.
- [7] Guojian Wang, Hao Mei, Dongming Mei, Yutong Guan, and Gang Yang. High purity germanium crystal growth at the University of South Dakota. *Journal of Physics: Conference Series*, 606(1):012012, 2015.
- [8] Guojian Wang, Yutong Guan, Hao Mei, Dongming Mei, Gang Yang, Jayesh Govani, and Muhammad Khizar. Dislocation density control in high-purity germanium crystal growth. *Journal of Crystal Growth*, 393:54–58, 2014.
- [9] Sanjay Bhattarai, Dongming Mei, Narayan Budhathoki, Kunming Dong, and Austin Warren. Investigating influential parameters for high-purity germanium crystal growth. *Crystals*, 14(2):177, 2024.
- [10] J. C. Abadillo-Uriel and M. J. Calderón. Interface effects on acceptor qubits in silicon and germanium. *Nanotechnology*, 27(2):024003, 2016.
- [11] Shihang Zhang, Yu He, and Peihao Huang. Acceptor-based qubit in silicon with tunable strain. *Physical Review B*, 107(15):155301, 2023.
- [12] A. J. Sigillito, R. M. Jock, A. M. Tyryshkin, J. W. Beeman, E. E. Haller, K. M. Itoh, and S. A. Lyon. Electron spin coherence of shallow donors in natural and isotopically enriched germanium. *Physical Review Letters*, 115(24):247601, 2015.
- [13] Hannes Watzinger, Josip Kukučka, Lada Vukušić, Fei Gao, Ting Wang, Friedrich Schäffler, Jian-Jun Zhang, and Georgios Katsaros. A germanium hole spin qubit. *Nature Communications*, 9:3902, 2018.
- [14] Nico W. Hendrickx, David P. Franke, Amir Sammak, Giordano Scappucci, and Menno Veldhorst. Fast two-qubit logic with holes in germanium. *Nature*, 577:487–491, 2020.

- [15] Nico W. Hendrickx, Lorenzo Massai, Maximilian Mergenthaler, Fabian J. Schupp, Sara Paredes, Stephen W. Bedell, Guido Salis, and Andreas Fuhrer. Sweet-spot operation of a germanium hole spin qubit with highly anisotropic noise sensitivity. *Nature Materials*, 23(7):920–927, 2024.
- [16] Ke Wang, Gang Xu, Fei Gao, et al. Ultrafast coherent control of a hole spin qubit in a germanium quantum dot. *Nature Communications*, 13:206, 2022.
- [17] Floor van Riggelen-Doelman, Chien-An Wang, Sander L. de Snoo, William I. L. Lawrie, Nico W. Hendrickx, Maximilian Rimbach-Russ, Amir Sammak, Giordano Scappucci, Corentin Déprez, and Menno Veldhorst. Coherent spin qubit shuttling through germanium quantum dots. *Nature Communications*, 15:5716, 2024.
- [18] Valentin John, Cécile X. Yu, Barnaby van Straaten, et al. Robust and localised control of a 10-spin qubit array in germanium. *Nature Communications*, 16:10560, 2025.
- [19] V. N. Smelyanskiy, V. V. Hafiychuk, F. T. Vasko, and A. G. Petukhov. Donor spin qubits in Ge-based phononic crystals. *arXiv preprint arXiv:1409.6285*, 2014.
- [20] D.-M. Mei, S. A. Panamaldeniya, K. Dong, S. Bhattarai, N. Budhathoki, and A. Warren. Phonon-coupled hole-spin qubits in high-purity germanium: design and modeling of a scalable architecture. *Quantum Science and Technology*, 10:045067, 2025.
- [21] National Institute of Standards and Technology. Atomic weights and isotopic compositions for germanium. https://physics.nist.gov/cgi-bin/Compositions/stand_alone.pl?ele=Ge. Accessed 2026-04-18.
- [22] L. E. A. Stehouwer, C. X. Yu, B. van Straaten, et al. Exploiting strained epitaxial germanium for scaling low-noise spin qubits at the micrometre scale. *Nature Materials*, 24:1906–1912, 2025.
- [23] Ioffe Institute. Semiconductor properties of germanium: band structure and basic parameters. <https://www.ioffe.ru/SVA/NSM/Semicond/Ge/bandstr.html>. Accessed 2026-04-18.
- [24] Donald A. Neamen. *Semiconductor Physics and Devices: Basic Principles*. McGraw-Hill, New York, 4 edition, 2012.
- [25] Pengke Li, Yang Song, and Hanan Dery. Intrinsic spin lifetime of conduction electrons in germanium. *Physical Review B*, 86:085202, 2012.
- [26] Giuseppe Pica and Brendon W. Lovett. Quantum gates with donors in germanium. *Physical Review B*, 94:205309, 2016.
- [27] M. Lodari, A. Tosato, D. Sabbagh, M. A. Schubert, G. Capellini, A. Sammak, M. Veldhorst, and G. Scappucci. Light effective hole mass in undoped Ge/SiGe quantum wells. *Physical Review B*, 100:041304, 2019.
- [28] Abhikbrata Sarkar, Pratik Chowdhury, Xuedong Hu, Andre Saraiva, A. S. Dzurak, A. R. Hamilton, Rajib Rahman, and Dimitrie Culcer. Effect of disorder and strain on the operation of planar Ge hole spin qubits. *npj Quantum Information*, 11:185, 2025.
- [29] Lorenzo Mauro, Mauricio J. Rodríguez, Esteban A. Rodríguez-Mena, and Yann-Michel Niquet. Hole spin qubits in unstrained germanium layers. *npj Quantum Information*, 11:167, 2025.

- [30] Ioffe Institute. Basic parameters of germanium (Ge). <https://www.ioffe.ru/SVA/NSM/Semicond/Ge/basic.html>. Accessed 2026-04-18.
- [31] Beatriz Cordero, Verónica Gómez, Ana E. Platero-Prats, Marc Revés, Jorge Echeverría, Eduard Cremades, Flavia Barragán, and Santiago Alvarez. Covalent radii revisited. *Dalton Transactions*, (21):2832–2838, 2008.
- [32] Chi Xu, C. L. Senaratne, John Kouvetakis, and José Menéndez. Experimental doping dependence of the lattice parameter in n-type Ge: Identifying the correct theoretical framework by comparison with si. *Physical Review B*, 93(4):041201, 2016.
- [33] Junyu Chang, Hongcheng Jiang, Yue Li, Caile Wang, Zhengjie Wu, Xiyan Chang, Liyu Chen, Dong Han, Hui Cong, Chi Xu, Huixiong Deng, and Chunlai Xue. Theoretical explanation for doping dependence of lattice constants in Ge:B films: Revealing nanoscale impurity types from macroscopic perspective. *APL Materials*, 13(11):111116, 2025.
- [34] G. Yang, Y. T. Guan, F. Y. Jian, M. D. Wagner, H. Mei, G. J. Wang, S. M. Howard, D. M. Mei, A. Nelson, J. Marshall, K. Fitzgerald, C. Tenzin, and X. Ma. Zone refinement of germanium crystals. *Journal of Physics: Conference Series*, 606:012014, 2015.
- [35] D.-M. Mei, N. Budhathoki, S. A. Panamaldeniya, K.-M. Dong, S. Bhattarai, A. Warren, A. Prem, and S. Chhetri. Probing low-mass dark matter from sub-MeV to sub-GeV with germanium-based quantum phononic spectroscopy. *Physics of the Dark Universe*, 50:102165, 2025.
- [36] José Carlos Abadillo-Uriel, Esteban A. Rodríguez-Mena, Biel Martínez, and Yann-Michel Niquet. Hole-spin driving by strain-induced spin-orbit interactions. *Physical Review Letters*, 131(9):097002, 2023.
- [37] Chien-An Wang, H. Ekmel Ercan, Mark F. Gyure, Giordano Scappucci, Menno Veldhorst, and Maximilian Rimbach-Russ. Modeling of planar germanium hole qubits in electric and magnetic fields. *npj Quantum Information*, 10:102, 2024.
- [38] Anna Giorgioni, Stefano Paleari, Stefano Cecchi, Elisa Vitiello, Emanuele Grilli, Giovanni Isella, Wolfgang Jantsch, Marco Fanciulli, and Fabio Pezzoli. Strong confinement-induced engineering of the g factor and lifetime of conduction electron spins in Ge quantum wells. *Nature Communications*, 7:13886, 2016.
- [39] H. Hasegawa. Spin-lattice relaxation of shallow donor states in Ge and Si through a direct phonon process. *Physical Review*, 118:1523–1534, 1960.
- [40] Laura M. Roth. g factor and donor spin-lattice relaxation for electrons in germanium and silicon. *Physical Review*, 118:1534–1540, 1960.
- [41] A. J. Sigillito, A. M. Tyryshkin, J. W. Beeman, E. E. Haller, K. M. Itoh, and S. A. Lyon. Large Stark tuning of donor electron spin qubits in germanium. *Physical Review B*, 94:125204, 2016.
- [42] Amir H. Safavi-Naeini, Jeff T. Hill, Seán Meenehan, Jasper Chan, Simon Gröblacher, and Oskar Painter. Two-dimensional phononic-photonic band gap optomechanical crystal cavity. *Physical Review Letters*, 112(15):153603, 2014.

- [43] J. C. Abadillo-Uriel and M. J. Calderón. Spin qubit manipulation of acceptor bound states in group IV quantum wells. *New Journal of Physics*, 19(4):043027, 2017.
- [44] Joe Salfi, Mengyang Tong, Sven Rogge, and Dimitrie Culcer. Quantum computing with acceptor spins in silicon. *Nanotechnology*, 27(24):244001, 2016.
- [45] Joe Salfi, Jan A. Mol, Dimitrie Culcer, and Sven Rogge. Charge-insensitive single-atom spin-orbit qubit in silicon. *Physical Review Letters*, 116(24):246801, 2016.
- [46] J. C. Abadillo-Uriel, Joe Salfi, Xuedong Hu, Sven Rogge, M. J. Calderón, and Dimitrie Culcer. Entanglement control and magic angles for acceptor qubits in Si. *Applied Physics Letters*, 113(1):012102, 2018.
- [47] N. W. Hendrickx, D. P. Franke, A. Sammak, M. Kouwenhoven, D. Sabbagh, L. Yeoh, R. Li, M. L. V. Tagliaferri, M. Virgilio, G. Capellini, G. Scappucci, and M. Veldhorst. Gate-controlled quantum dots and superconductivity in planar germanium. *Nature Communications*, 9:2835, 2018.
- [48] N. W. Hendrickx, W. I. L. Lawrie, M. Russ, F. van Riggelen, S. L. de Snoo, R. N. Schouten, A. Sammak, G. Scappucci, and M. Veldhorst. A four-qubit germanium quantum processor. *Nature*, 591:580–585, 2021.
- [49] F. A. Baron, A. A. Kiselev, H. D. Robinson, K. W. Kim, K. L. Wang, and E. Yablonovitch. Manipulating the L-valley electron g factor in Si-Ge heterostructures. *Physical Review B*, 68(19):195306, 2003.
- [50] M. Virgilio and G. Grosso. Valley splitting and optical intersubband transitions at parallel and normal incidence in [001]-Ge/SiGe quantum wells. *Physical Review B*, 79(16):165310, 2009.
- [51] N. W. Hendrickx, W. I. L. Lawrie, L. Petit, A. Sammak, G. Scappucci, and M. Veldhorst. A single-hole spin qubit. *Nature Communications*, 11:3478, 2020.