

**COMBINATORIAL CONSTRUCTION OF KNOWN POSITIVE SERIES
FOR PARTITION CLASSES DEFINED BY CAPPARELLI, MEURMAN,
PRIMC, AND PRIMC IN THE $k=1$ CASE**

KAĞAN KURŞUNGÖZ

Dedicated to Krishnaswami Alladi for his 70th birthday.

ABSTRACT. Recently, Capparelli, Meurman, A. Primc and M. Primc introduced a class of colored partitions which has since been called CMPP partitions. This generalized earlier work by M. Primc and Šikić, and by Trupčević. One main reason why CMPP partitions are significant is the authors' conjecture that the generating functions are infinite products in all cases. CMPP partitions are true extensions of the partition classes in the Rogers-Ramanujan-Gordon identities which are defined by difference conditions. As such, a natural question is to look for generating functions similar to the series side of Andrews-Gordon identities. Russell found such bivariate series for one case. These evidently positive series overlap with the positive series found earlier by Griffin, Ono and Warnaar in the edge cases. Russell used symbolic computation in the proofs. We will combinatorially interpret Russell's bivariate series extending one case of the series due to Griffin, Ono and Warnaar in a base partition and moves setting, and supply some missing cases, as well.

An (ordinary) integer partition λ is an expression of a non-negative integer by an unordered sum of positive integers [5].

$$n = \lambda_1 + \lambda_2 + \cdots + \lambda_m$$

The parts λ_i 's may be written in non-increasing or non-decreasing order, and a limited number of zeros may be allowed to appear as parts. The number n being partitioned is called the *weight*, denoted by $|\lambda|$ and the number of parts m is called the *length* of the partition. For example, 4 has the following five partitions.

$$4, \quad 1 + 3, \quad 2 + 2, \quad 1 + 1 + 2, \quad 1 + 1 + 1 + 1.$$

Another notation for partitions is the frequency notation. A given partition is assigned a sequence (f_1, f_2, \dots) where each f_i is the number of occurrences of the part i in the partition. For example, $1 + 3$ has $f_1 = f_3 = 1$ and $f_i = 0$ for $i = 2$ or $i \geq 4$. The weight of the partition in this notation is $\sum_{i \geq 1} i f_i$.

$$1 + 3 \quad \leftrightarrow \quad (1, 0, 1, 0, 0, 0, \dots)$$

Multiple copies of parts may be considered. Then, parts with the same magnitude can be distinguished by assigning them colors, or indices.

Date: May 2026.

2010 Mathematics Subject Classification. 05A17, 05A15, 11P84.

Key words and phrases. CMPP partitions, partition generating function, Andrews-Gordon series.

The abbreviated name CMPP partitions is coined after the paper by Capparelli, Meurman, A. Primc and M. Primc [6]. The four authors elaborated on ideas by M. Primc and Šikić [18, 19], and Trupčević [23]. It is convenient to describe CMPP partitions on a visualization [6].

Take ℓ copies of the positive integers arranged as below.

$$\begin{array}{cccccc}
 1 & 3 & 5 & 7 & & \\
 & 2 & 4 & 6 & 8 & \\
 & & \vdots & & & \\
 1 & 3 & 5 & 7 & \cdots & \\
 & 2 & 4 & 6 & 8 & \\
 1 & 3 & 5 & 7 & & \\
 & 2 & 4 & 6 & 8 &
 \end{array}$$

Different appearances of the same number are considered as different parts. One can associate colors or secondary indices with the different copies of \mathbb{Z}_+ .

Then, replace each part by its frequency, and incorporate non-negative integers k_0, k_1, \dots, k_ℓ as *initial conditions*.

$$(1) \quad \begin{array}{cccccc}
 k_\ell & f_1 & f_3 & f_5 & f_7 & \\
 & \cdot & f_2 & f_4 & f_6 & f_8 \\
 & & \vdots & & & \\
 k_2 & f_1 & f_3 & f_5 & f_7 & \cdots \\
 & \cdot & f_2 & f_4 & f_6 & f_8 \\
 k_1 & f_1 & f_3 & f_5 & f_7 & \\
 k_0 & f_2 & f_4 & f_6 & f_8 &
 \end{array}$$

The initial conditions do not change the weight of the partition. An important attribute of CMPP partitions is the integer

$$k = k_0 + k_1 + \cdots + k_\ell.$$

Next, consider sums along *downward paths* on (1). An example with $\ell = 3$ is displayed below. We take the frequencies vertically aligned with k_0 as zeros.

$$\begin{array}{cccccc}
 k_3 & f_1 & f_3 & f_5 & f_7 & \\
 0 & f_2 & f_4 & f_6 & f_8 & \\
 k_2 & f_1 & f_3 & f_5 & f_7 & \cdots \\
 0 & f_2 & f_4 & f_6 & f_8 & \\
 k_1 & f_1 & f_3 & f_5 & f_7 & \\
 k_0 & f_2 & f_4 & f_6 & f_8 &
 \end{array}$$

For chosen and fixed non-negative k_0, k_1, \dots, k_ℓ , with positive $k = k_0 + k_1 + \cdots + k_\ell$; a CMPP partition, namely an array of frequencies, is *admissible* if each downward sum is at most k . We will denote admissible CMPP partitions by λ, μ , etc.

CMPP partitions [6] are discovered in the context of affine Lie algebras and their representations [17]. From an integer partition perspective, they are significant primarily due to their alleged generating functions. Capparelli, Meurman, A. Primc and M.Primc conjectured that the generating functions of CMPP partitions are infinite products. In fact, the aforementioned authors have several conjectures involving infinite products in the context of affine Lie algebras and their representations. Some of these infinite products are described in [6], and explicitly stated in [15]. Please see [22] for a more extensive literature review, and [6, 7, 13, 18, 19, 20, 25] for further reading, proofs in some cases of, connections with, and extensions of these conjectures. The author claims no mastery what so ever in the theory of affine Lie algebras and their representations, and refers the reader to the contemporary experts in the field in addition to reading the above listed citations.

Recently, Russell established evidently positive multiple series generating functions for CMPP partitions for $k = 1$ [22]. The edge cases of these series were already known due to Griffin, Ono, and Warnaar [11]. In [11], evidently positive series are given which were later found to be connected to CMPP partitions [6]. In particular, the series in [11] cover the cases of $[k, 0, \dots, 0]$ - and $[0, \dots, 0, k]$ -admissible CMPP partitions for arbitrary positive k with the following notation. For chosen and fixed $i = 1, 2, \dots, \ell$, set $k_i = 1$ and the other k 's = 0. Call the number of $[k_0, k_1, \dots, k_\ell]$ -admissible CMPP partitions of n with j parts $F(i, j, n)$. Then, set

$$P_i(z) := P_i(z; q) := \sum_{j, n \geq 0} F(i, j, n) q^n z^j.$$

We recall the standard notation. The q -Pochhammer symbol for parameter a and base q is defined as

$$(a; q)_n = \prod_{j=1}^n (1 - aq^{j-1}), \quad (a; q)_\infty = \lim_{n \rightarrow \infty} (a; q)_n,$$

and the infinite product converges absolutely for $|q| < 1$ [9].

Theorem 1 ([22] and partly [11]). *For arbitrary but fixed $i = 0, 1, 2, \dots, \ell$, set $k_i = 1$ and the rest of the k 's = 0. Then,*

$$(2) \quad P_i(z) = \sum_{n_1, n_2, \dots, n_\ell \geq 0} \frac{q^{N_1^2 + N_2^2 + \dots + N_\ell^2 + L_{\ell, i}(N_1, N_2, \dots, N_\ell)} z^{N_1}}{(q; q)_{n_1} (q; q)_{n_2} \dots (q; q)_{n_\ell}},$$

where $N_s = n_s + n_{s+1} + \dots + n_\ell$ for $s = 1, 2, \dots, \ell$, and the linear forms $L_{\ell, i}(N_1, N_2, \dots, N_\ell)$ follow the pattern below.

$$\begin{aligned} L_{\ell, 0}(N_1, N_2, \dots, N_\ell) &= N_1 + N_2 + \dots + N_\ell \\ L_{\ell, \ell}(N_1, N_2, \dots, N_\ell) &= N_2 + N_3 + \dots + N_\ell \\ L_{\ell, 1}(N_1, N_2, \dots, N_\ell) &= N_3 + N_4 + \dots + N_\ell \\ L_{\ell, \ell-1}(N_1, N_2, \dots, N_\ell) &= N_4 + N_5 + \dots + N_\ell \\ &\vdots \end{aligned}$$

The lineup of the indices of the initial conditions is different from Russell's [22], and the reason for it will be apparent in the proof of Theorem 1 in Section 3.

We call the number of $[k_0, k_1, \dots, k_\ell]$ -admissible CMPP partitions on diagram (4) of n with j parts $F^*(i, j, n)$. We set

$$P_i^*(z) := P_i^*(z; q) := \sum_{j, n \geq 0} F^*(i, j, n) q^n z^j.$$

Theorem 4. [partly [22]] For arbitrary but fixed $i = 0, 1, 2, \dots, \ell$, set $k_i = 1$ and the rest of the k 's = 0. Then,

$$(5) \quad P_i^*(z) = \sum_{n_1, n_2, \dots, n_\ell \geq 0} \frac{q^{N_1^2 + N_2^2 + \dots + N_\ell^2 + L_{\ell, i}^*(N_1, N_2, \dots, N_\ell)} z^{N_1}}{(q; q)_{n_1} (q; q)_{n_2} \dots (q; q)_{n_{\ell-1}} (q^2; q^2)_{n_\ell}},$$

where $N_s = n_s + n_{s+1} + \dots + n_\ell$ for $s = 1, 2, \dots, \ell$, and the linear forms $L_{\ell, i}^*(N_1, N_2, \dots, N_\ell)$ follow the pattern below.

$$\begin{aligned} L_{\ell, 0}^*(N_1, N_2, \dots, N_\ell) &= N_1 + N_2 + \dots + N_\ell \\ L_{\ell, \ell}^*(N_1, N_2, \dots, N_\ell) &= N_2 + N_3 + \dots + N_\ell + N_1 \\ L_{\ell, 1}^*(N_1, N_2, \dots, N_\ell) &= N_3 + N_4 + \dots + N_\ell \\ L_{\ell, \ell-1}^*(N_1, N_2, \dots, N_\ell) &= N_4 + N_5 + \dots + N_\ell + N_2 \\ &\vdots \end{aligned}$$

The other variant is obtained by taking a horizontal reflection of (1)

$$(6) \quad \begin{array}{cccccc} & k_0 & f_2 & f_4 & f_6 & f_8 \\ k_1 & f_1 & f_3 & f_5 & f_7 & f_8 \\ \cdot & f_2 & f_4 & f_6 & f_8 & \\ k_2 & f_1 & f_3 & f_5 & f_7 & \dots \\ & \vdots & & & & \\ \cdot & f_2 & f_4 & f_6 & f_8 & \\ k_\ell & f_1 & f_3 & f_5 & f_7 & \end{array}$$

and deleting the top row of even numbers.

$$(7) \quad \begin{array}{cccccc} & k_0 & \times & \times & \times & \times \\ k_1 & f_1 & f_3 & f_5 & f_7 & \\ \cdot & f_2 & f_4 & f_6 & f_8 & \\ k_2 & f_1 & f_3 & f_5 & f_7 & \dots \\ & \vdots & & & & \\ \cdot & f_2 & f_4 & f_6 & f_8 & \\ k_\ell & f_1 & f_3 & f_5 & f_7 & \end{array}$$

We set the notation again. We call the number of $[k_0, k_1, \dots, k_\ell]$ -admissible CMPP partitions on diagram (7) of n with j parts $F^{**}(i, j, n)$. We set

$$P_i^{**}(z) := P_i^{**}(z; q) := \sum_{j, n \geq 0} F^{**}(i, j, n) q^n z^j.$$

Theorem 5. [partly [22]] For arbitrary but fixed $i = 0, 1, 2, \dots, \ell$, set $k_i = 1$ and the rest of the k 's = 0. Then,

$$(8) \quad P_i^{**}(z) = \sum_{n_1, n_2, \dots, n_\ell \geq 0} \frac{q^{N_1^2 + N_2^2 + \dots + N_\ell^2 + L_{\ell,i}^{**}(N_1, N_2, \dots, N_\ell)} z^{N_1}}{(q; q)_{n_1} (q; q)_{n_2} \dots (q; q)_{n_{\ell-1}} (q^2; q^2)_{n_\ell}},$$

where $N_s = n_s + n_{s+1} + \dots + n_\ell$ for $s = 1, 2, \dots, \ell$, and the linear forms $L_{\ell,i}^{**}(N_1, N_2, \dots, N_\ell)$ follow the pattern below.

$$\begin{aligned} L_{\ell,0}^{**}(N_1, N_2, \dots, N_\ell) &= N_1 + N_2 + \dots + N_\ell + N_1 \\ L_{\ell,\ell}^{**}(N_1, N_2, \dots, N_\ell) &= N_2 + N_3 + \dots + N_\ell \\ L_{\ell,1}^{**}(N_1, N_2, \dots, N_\ell) &= N_3 + N_4 + \dots + N_\ell + N_2 \\ L_{\ell,\ell-1}^{**}(N_1, N_2, \dots, N_\ell) &= N_4 + N_5 + \dots + N_\ell \\ &\vdots \end{aligned}$$

The even moduli generalization of Theorem 2 is found by Bressoud [3]. The multiple series in both Theorems 4 and 5 are either the series in Bressoud's [4], the series in [14], or their lookalikes.

Theorem 6 ([4]). Let $b_{\ell+1,a}^*(m, n)$ be the number of partitions enumerated by $b_{\ell+1,a}(m, n)$ with the additional condition that if $f_j + f_{j+1} = \ell$, then $jf_j + (j+1)f_{j+1} \equiv a - 1 \pmod{2}$. Then,

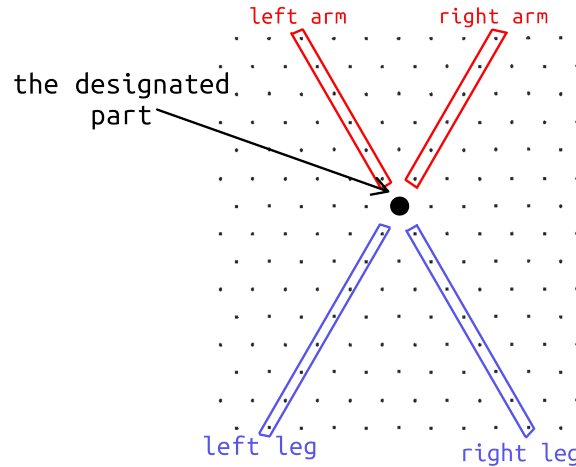
$$\sum_{m, n \geq 0} b_{\ell+1,a}^*(m, n) z^m q^n = \sum_{n_1, n_2, \dots, n_\ell \geq 0} \frac{q^{N_1^2 + N_2^2 + \dots + N_\ell^2 + N_a + N_{a+1} + \dots + N_\ell} z^{N_1 + N_2 + \dots + N_\ell}}{(q; q)_{n_1} (q; q)_{n_2} \dots (q; q)_{n_{\ell-1}} (q^2; q^2)_{n_\ell}},$$

where $N_s = n_s + n_{s+1} + \dots + n_\ell$ for $s = 1, 2, \dots, \ell$.

The goal of this paper is to give a combinatorial construction of the multiple series (2), (5), and (8); hence to give an alternative proof of Russell's Theorems, i.e. Theorems 1, 4, and 5; and supply similar results in some missing cases. As noted above, the edge cases of Theorem 1 were known before [11]. The necessary additional terminology and notation is introduced in Section 1, and the construction is done gradually in Sections 2 and 3. We conclude with some more connections and potential directions for future research in Section 4.

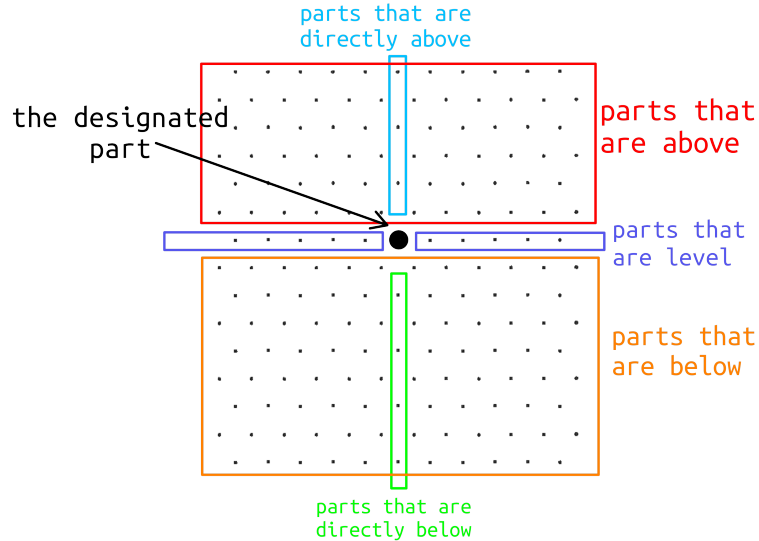
1. PRELIMINARIES

On a CMPP diagram (1), for a chosen and fixed part, consider the parts greater than this designated part, which are lined up in the diagonal direction containing the designated part. We call this the *right arm* of the designated part. *Left arm*, *right leg*, *left leg* are defined similarly.



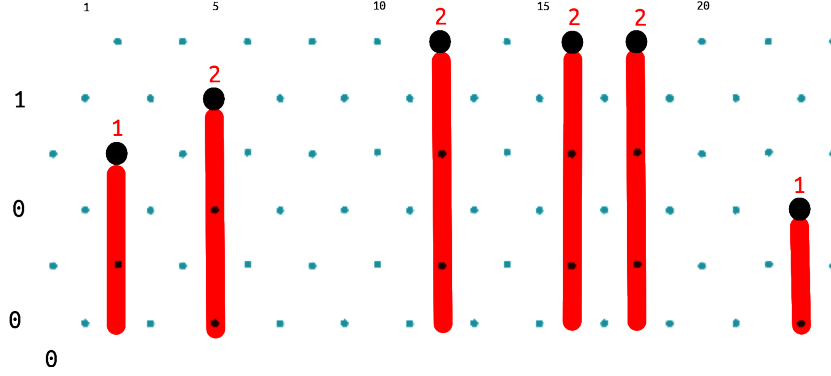
Observe that these limbs may be empty or degenerate, and left arms or left legs may end with an initial condition. The initial conditions also will be assigned right arms and right legs.

We also need to describe the positions of parts relative to the designated part, as in the following figure.



Definition 7. *The absolute height of a designated part is the number of parts directly below it.*

Notice that the absolute height is an integer between 0 and $\ell - 1$. The absolute heights of the appearing parts are shown in red in the following example.



Absolute heights can also be used to distinguish copies of the same integer. For example, the CMPP partition in the figure above contains parts

$$2_1, \quad 5_2, \quad 12_2, \quad 16_2, \quad 18_2, \quad 23_1.$$

1.1. Algorithm for Determining the Relative Heights. Given λ , an admissible CMPP partition with $k = 1$,

(H) For $h = 0, 1, \dots, \ell - 1$, in this order,

(P) For the parts with no relative heights assigned, i.e. the parts still appearing in the possibly folded diagram (the folding operation is described in (F)) from smallest to largest, do the following:

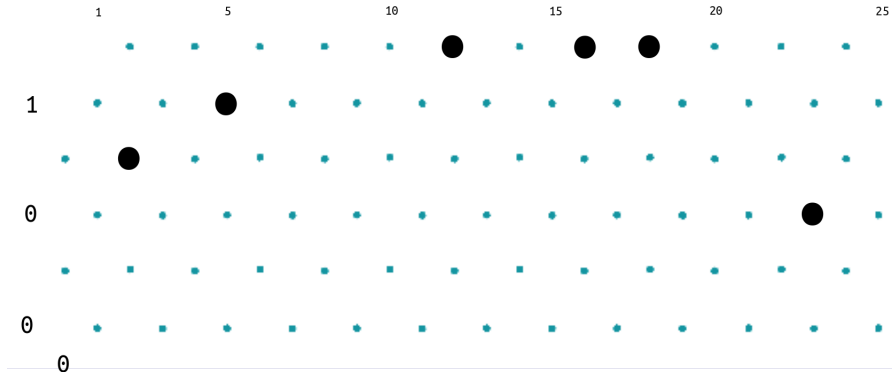
(DL) Draw the right leg of the preceding part, which could be a positive initial condition $k_j = 1$ for $j > 0$; and the left leg of the succeeding part.

(S) If the number of parts directly below the part at hand and above both drawn legs is strictly larger than the current h , then either skip to the succeeding part if there is one, or skip to the next h and start over with the smallest part if there are no succeeding parts.

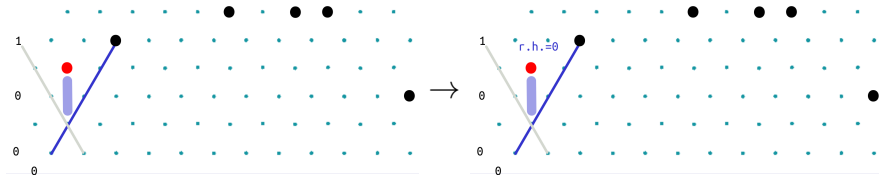
(F) If the number of parts directly below the part n at hand and above both drawn legs is equal to the current h , then set the relative height of n as h . Imagine two vertical lines, one passing through parts equal to $n - (h + 1)$, and the other through parts equal to $n + (h + 1)$. Fold the diagram identifying these vertical lines, and concealing parts that are in $[n + (h + 1), n - (h + 1)]$. At this point, n is temporarily out of the picture, and its preceding and succeeding parts are now neighbors. Continue with the succeeding part, if there is any, or increment the h by 1 and start over with the smallest part if there are none.

When all parts are assigned a relative height, stop.

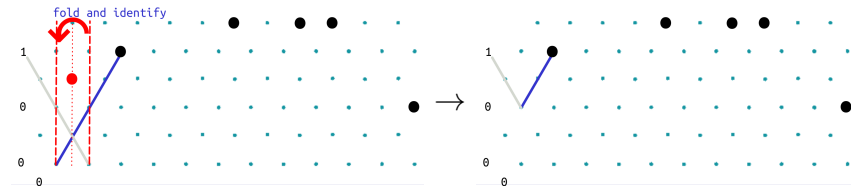
Let's work on an example. Consider the CMPP partition with $\ell = 3$, $k_0 = k_1 = k_2 = 0$, $k_3 = 1$, and parts $2_1, 5_2, 12_2, 16_2, 18_2, 23_1$. The indices of parts indicate absolute heights.



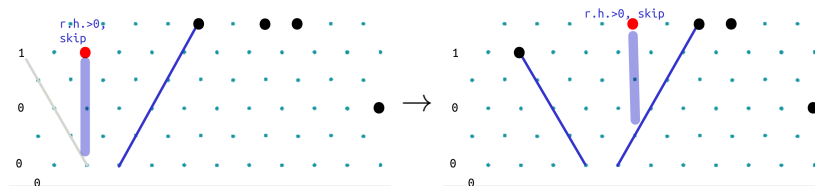
We remove the part sizes momentarily, and start traversing the parts from the left. The zeroth round is for determining relative height zero, and the part in consideration is shown in red.



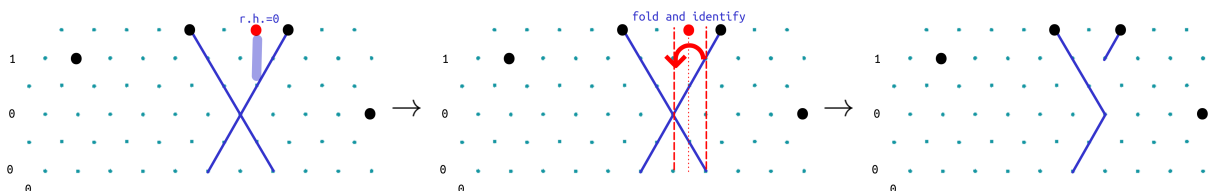
We hit a part with relative height zero. So we assign it its relative height, then fold and identify.



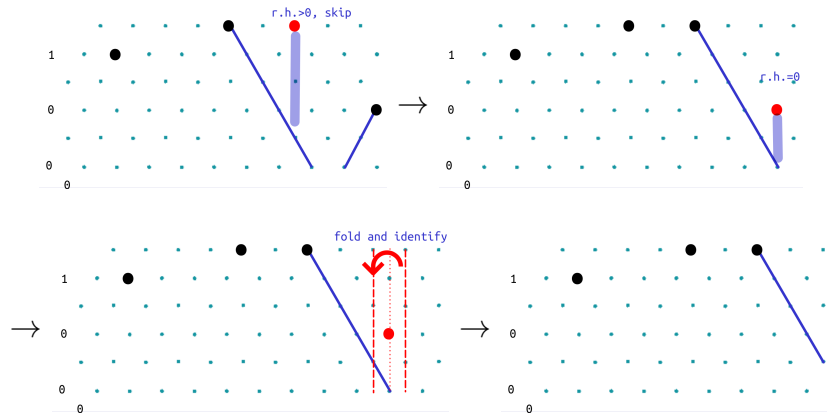
We continue with the next part.



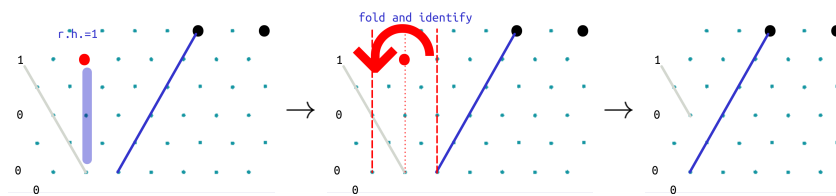
These two parts do not have relative height zero, so we skipped them. The next one does, so we assign it relative height zero, then fold and identify.



Among the remaining two parts, the latter one has relative height zero. So, we fold and identify around it.



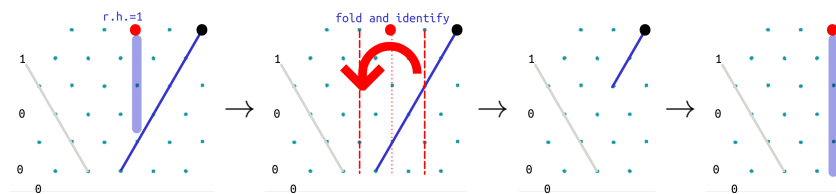
The next round, namely the first round, is for determining relative height one. We traverse the remaining parts from left to right again. The first part has relative height one, so we fold and identify around it.



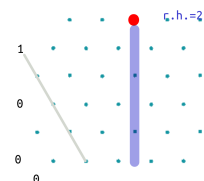
Notice that we identify parts that are further apart than those in the previous round. The reasons is that we identify parts that are

(the part which has just been assigned relative height h) \pm $(h + 1)$.

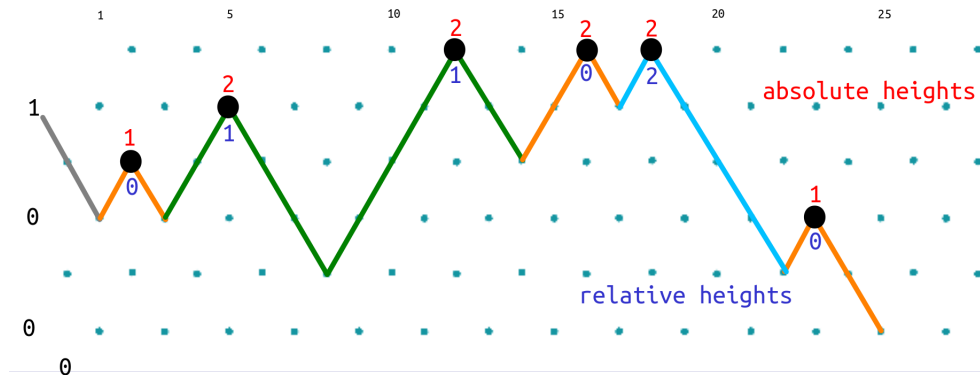
h has been increased from zero to one in this round. For the remaining two parts, only the former has relative height one, so we fold and identify around it. The latter does not have relative height one, so we skip it.



The second and the last round is for relative height two. There is only one part, and it has relative height two. We assign it its relative height, and there is no need to fold and identify anymore.



Finally, we unfold everything, and indicate relative heights of parts along with their absolute heights. We also make the part sizes visible again.

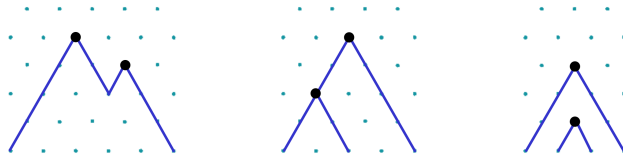


We denote relative heights of parts in parentheses as subscripts. For example, the last displayed CMPP partition is

$$2_{(0)} + 5_{(1)} + 12_{(1)} + 16_{(0)} + 18_{(2)} + 23_{(0)}.$$

1.2. Observations on the Assignment of the Relative Heights. There are many details to be pointed out and many remarks to be made on the algorithm given in Subsection 1.1.

When both legs of each part are drawn, the obtained wedges may overlap, but none of them may be contained in the other because of the admissibility condition of CMPP partitions with $k = 1$. For visual convenience, we draw the upper envelope of the resulting shape. This will make pictures look clearer when we deal with the forward and backward moves later. Below are three examples for relative positions of two parts. In the first two, the legs of the wedges overlap, in the third, one wedge is completely contained in the other. The first may appear in an admissible CMPP partition with $k = 1$, while the second and third may not.



It is clear that the relative height is at most equal to the absolute height for each part. Therefore, relative heights can be at most $\ell - 1$.

Proposition 8. *For an arbitrary but fixed $h = 0, 1, \dots, \ell - 1$, after the steps (P), (DL), and (S) or (F) are run for each appearing part in the intermediate diagram, the leftover parts at the end cannot have relative height h or smaller.*

It follows that the leftover parts after *round* h cannot have absolute height h or smaller, either. It also follows that after the termination of the algorithm, all parts will be assigned a relative height, and these will necessarily be unique.

Proof. We will work with a chosen and fixed $h = 0, 1, \dots, \ell - 1$. Before and after a folding operation, we will show two things:

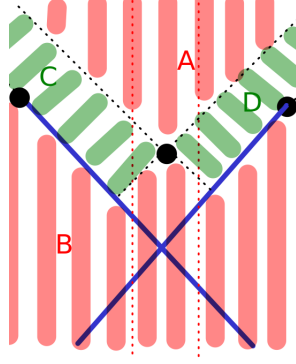


FIGURE 1. Before a folding operation on a designated part

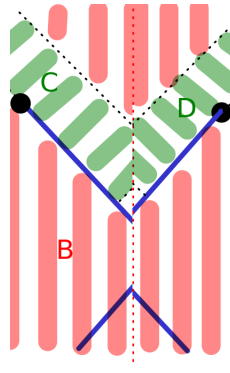


FIGURE 2. After a folding operation on a designated part

- (i) There can be no parts whose relative heights become smaller after a folding operation.
- (ii) A folding operation conceals one and only one part. This is necessarily the part the relative height of which is declared h .

Both of these claims can be shown with a visual aid. Figure 1 depicts a folding operation around the designated part n . There may or may not be a preceding (m) or a succeeding part (M), in which case the discussion is simplified.

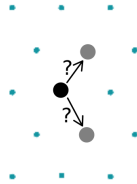
We see that there can be no parts in regions A or B, because otherwise the CMPP conditions for $k = 1$ would not hold. There cannot be any parts in regions C or D, because otherwise the relative height of the designated part would have been smaller. If we think in terms of induction, a smaller relative height is not possible. Figure 2 shows the locality of the hidden part after the folding. The right leg of the preceding part of M may only have moved downward, because there are no parts in region C. Similarly, the left leg of the succeeding part of m may have only moved downward because there are no parts in region D. Therefore, after a folding operation during round h , no part that remains visible on the diagram may have an implied relative height smaller than h .

For the middle part in other successive triples of parts, the positions of the right leg of the preceding part and the left leg of the succeeding part remain unchanged. This follows from the fact that there are no parts in regions A, C or D. \square

2. DEFINITION AND SOME PROPERTIES OF MOVES

After the determination of relative heights, we can describe moves, and prove some of their properties.

Definition 9. For a forward move on the designated part n with relative height h , consider the two possibilities in the following picture.



Except for one case, we perform the move which satisfies the four properties below:

(K1) The move preserves the CMPP condition for $k = 1$.

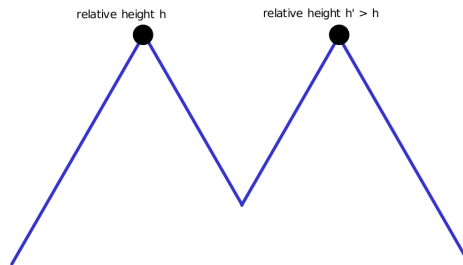
(M0) The move preserves the relative height of n .

(MP) If there is a preceding part, the move preserves the relative height of the preceding part.

(MS) If there is a succeeding part, the move preserves the relative height of the succeeding part.

If at least one of the four conditions are violated for either possibility, the move is not allowed.

The exceptional case is when the succeeding part is $n + 2h + 2$, it is level with n , and with a strictly greater relative height h' .



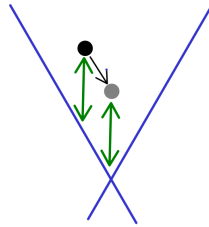
In this case, we switch the relative heights of n and $n + 2h + 2$, try the move on $n + 2h + 2$. If the move on $n + 2h + 2$ succeeds, the relative height swap is kept. If not, both n and $n + 2h + 2$ retain their original relative heights h and h' , respectively.

A *backward move* is defined likewise. The exceptional case is when part n with relative height h is preceded by a level $n - 2h - 2$ with strictly greater relative height h' . In this case, we immediately switch relative heights. This is also necessitated by the determination of relative heights. In particular, the relative height of $n - 2h - 2$ is now h , and the relative height of n is now h' , and the part which is trying to be moved is $n - 2h - 2$. This configuration is kept even if a backward move is not possible on $n - 2h - 2$.

Of course we need to show that when a move is possible, it is unambiguously defined. We will show when a move is possible, exactly one of the possibilities keep the relative height of the designated part n , and the other either changes it by ± 1 , or the resulting partition is not admissible anymore. We examine several cases.

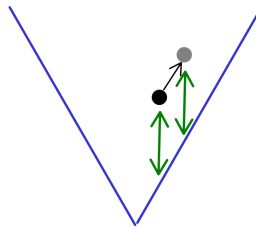
If the relative heights and the absolute heights are equal for n and the potential $(n+1)$'s, then the forward move is uniquely possible, because exactly one of the $(n+1)$'s in the picture in Definition 9 will have the same absolute height as n , and the other will have absolute height that differs by ± 1 .

In case the right leg of the preceding part or the left leg of the succeeding part contains an n in them, there are two exclusive and complementary cases. One of them is that the n on the right leg of the preceding part has strictly greater absolute height, or the left leg of the succeeding part does not contain an n .



In this case, only the $n+1$ with the smaller absolute height has the same relative height as n , and the other has relative height one more than that of n , i.e. the move is uniquely defined.

The other case is when the left leg of the succeeding part contains an n with equal or greater absolute height of the n in the right leg of the preceding part, or the left leg of the preceding part has no n 's. In this case, only the $n+1$ in the picture in Definition 9 with the greater absolute height will have the same relative height as the n we are trying to move forward, and the other will have exactly one less.

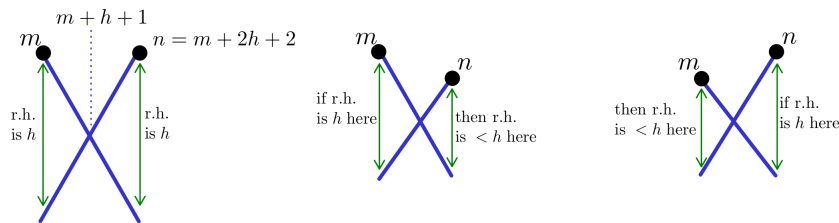


In the above discussion, the preceding part of n may refer to a preceding part of n which became the immediately preceding part of n after a few folding operations. It is likewise for the succeeding part of n . We now know that a possible move is unambiguously defined. About the possibility of moves, we will prove a claim that is enough for our purposes instead of the fully general case.

Proposition 10. *Let λ be a CMPP partition for $k = 1$, and $h = 0, 1, \dots, \ell - 1$ be arbitrary but fixed. Let $m < n$ be parts of λ with the same relative height h such that there are no parts r with relative height h or less between m and n .*

- (i) *If the forward movement of m does not alter the relative heights of the parts preceding m , then m can make a forward move unless $n = m + 2h + 2$, in which case m and n are level.*
- (ii) *If the backward movement of n does not alter the relative heights of the parts succeeding n , then n can make a backward move unless $m = n - 2h - 2$, in which case m and n are level.*

Proof. When $n = m + 2h + 2$, m and n has to be level so as to not force the lower one to have smaller relative height.



When $n = m + 2h + 2$, m and n are level, and m is moved forward, either m or n will be forced to have relative height $h - 1$, or an inadmissible CMPP partition will arise for $h = 0$. This can be seen in the second and the third pictures above, if one changes m to $m + 1$ there.

These prove the impossibilities. For the affirmative parts, we examine several exclusive cases.

Suppose there are no other parts between m and n , and $n > m + 2h + 2$. If m and n are level, then the relative heights of neither is determined by the relevant leg of the other. So, both options for moving m forward is safe as far as the relative height of n is concerned. We can make the unique forward move on m which chooses the $(m + 1)$ with relative height h . By the hypothesis, the move does not alter the relative heights of the preceding parts. Similarly, we can make a backward move on n .

If n is above m , then the relative height of m may be determined by the left leg of n , but the relative height of n cannot be determined by the right leg of m . So, we can move m forward in the direction of its left arm. If n is above m but the relative height of m is not determined by the left leg of n , then we move m forward as in the previous paragraph.

If n is below m , then the relative height of n may be determined by the right leg of m , but the relative height of m cannot be determined by the left leg of n . So, we can move m forward in the direction of its left leg. If n is below m but the relative height of n is not determined by the right leg of m , then we move forward as in the second previous paragraph.

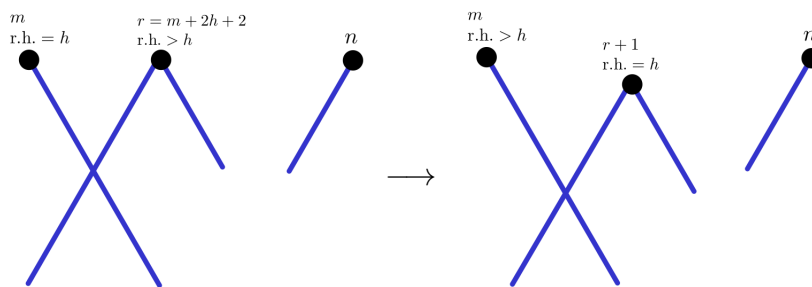
We treat the backward move on n similarly.

If there are any parts between m and n , let r be the succeeding part of m , and s be the preceding part of n . Both r and s have relative heights greater than h by the hypothesis. In fact, r and s may be the same part.

The forward move on m is possible by the same arguments as above. Moreover; there are simplifications, because the relative height of r may not be determined by the right leg of m . We fold around m before we set the relative height of r . Likewise, a backward move on n is possible.

The case we need to examine more carefully is the case in which $r = m + 2h + 2$ and m and r are necessarily level. By the exceptional move, we first switch the relative heights of m and r , and justify the possibility of moving r forward.

Note that we cannot have $n = s + 2h + 2$, because this forces either s to have relative height h or less, or n to have relative height strictly less than h .



In the former picture above, the relative height of m is necessarily determined by the left leg of r , and we fold around m before we fold around r . In the latter picture, the relative height of $r + 1$ is determined by the right leg of m , and we fold around $r + 1$ before we fold around m . The intermediate configurations we obtain after folding around m in the first picture and after folding around $r + 1$ in the second picture are the same. This justifies the relative height switch and the possibility of the forward move afterwards.

Also note that when $r = m + 2h + 2$ and m and r are level, r cannot be succeeded by a part $r + 2h + 2$ or less, because this either forces r to have relative height h or less, or the succeeding part to have relative height strictly less than h . Both of these are contrary to the hypotheses.

□

One can observe that when a part n with relative height h succeeds a part s with relative height greater than h , n can move backward until it becomes $s + 2h + 2$ and at which time it necessarily becomes level with s , and s and $s + 2h + 2$ will switch relative heights. In fact, this is independent of the existence of a part $m < s$ with relative height h . Therefore; a part with relative height h can move backwards and become smaller than parts with larger relative heights. This is the key in constructing the base partitions further below, and establish their uniqueness. To see that the conditions of the claim is satisfied when all parts succeeding n

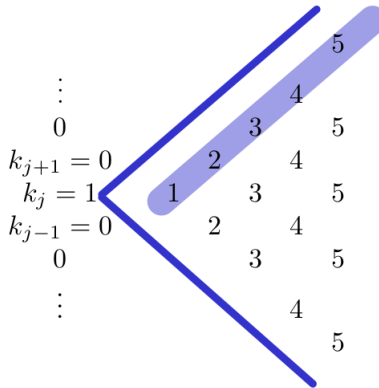


FIGURE 3. Left end of a diagram

have relative heights h or greater, remember that the relative height of n is assigned before all parts succeeding it, so the right leg of n cannot be used in determining the relative height of any part succeeding it.

We now construct the base partitions.

Proposition 11. *For arbitrary but fixed $i = 0, 1, 2, \dots, \ell$, set $k_i = 1$ and the rest of the k 's = 0. Choose and fix non-negative integers n_1, n_2, \dots, n_ℓ . Then, there is a unique admissible CMPP partition having exactly n_s parts with relative height $s - 1$ for $s = 1, 2, \dots, \ell$, and its weight is*

$$(9) \quad N_1^2 + N_2^2 + \dots + N_\ell^2 + L_{\ell,i}(N_1, N_2, \dots, N_\ell)$$

where $N_s = n_s + n_{s+1} + \dots + n_\ell$ for $s = 1, 2, \dots, \ell$, and the linear forms $L_{\ell,i}(N_1, N_2, \dots, N_\ell)$ follow the pattern below.

$$\begin{aligned} L_{\ell,0}(N_1, N_2, \dots, N_\ell) &= N_1 + N_2 + \dots + N_\ell \\ L_{\ell,\ell}(N_1, N_2, \dots, N_\ell) &= N_2 + N_3 + \dots + N_\ell \\ L_{\ell,1}(N_1, N_2, \dots, N_\ell) &= N_3 + N_4 + \dots + N_\ell \\ L_{\ell,\ell-1}(N_1, N_2, \dots, N_\ell) &= N_4 + N_5 + \dots + N_\ell \\ &\vdots \end{aligned}$$

Proof. We showed that in a minimal configuration, the parts with smaller relative height precede the parts with greater relative height, and the parts having the same relative height h are level with difference $2h + 2$ between them. Observe that the initial conditions k_j for $j = 1, 2, \dots, \ell$ have the same vertical alignment as -1 's, if we had any. k_0 is different. For an arbitrary but fixed $j = 1, 2, \dots, \ell$, consider the left end of a diagram for $k_j = 1$. We first want to find the smallest part with relative height h . We cannot use any part on or above the right arm of k_j , or any part on or below the right leg of k_j . Since we want the smallest possible part, we use the parts just below the right arm of k_j as marked in Figure 3. Their relative heights are greater than the parts equal to them and below them. Let us record the absolute and relative heights of these parts in the following table.

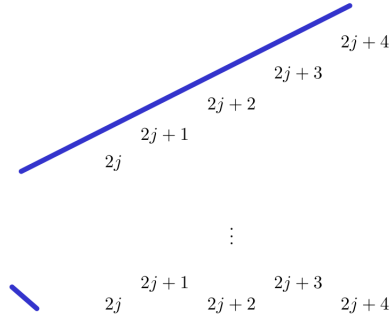


FIGURE 4. The right leg is shorter than the right arm

part	absolute height	relative height
1	$(j - 1)$	0
2	j	1
3	j	2
	\vdots	
$(h + 1)$	$(j - 1 + \lceil \frac{h}{2} \rceil)$	h
	\vdots	

There are two possibilities that this streak breaks. Either the relative height and the absolute height become equal, as shown in Figure 4, and the relevant line in the table above becomes

part	absolute height	relative height
	\vdots	
$2j$	$(2j - 1)$	$(2j - 1)$

or the absolute height becomes $(\ell - 1)$, as shown in Figure 4, and the relevant line in the table becomes

part	absolute height	relative height
	\vdots	
$2(\ell - j) + 1$	$(\ell - 1)$	$2(\ell - j)$

Due to the parity mismatch of the involved parts, these cannot happen at the same time. In either of these cases, the relative height increases by one for every other part, as opposed to every part in the original table corresponding to Figure 3.

In the former possibility, the table continues as

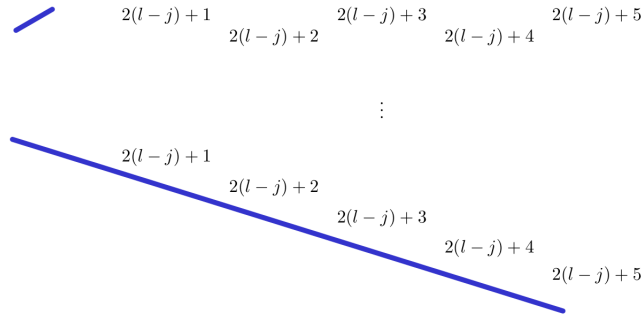


FIGURE 5. The right arm is shorter than the right leg

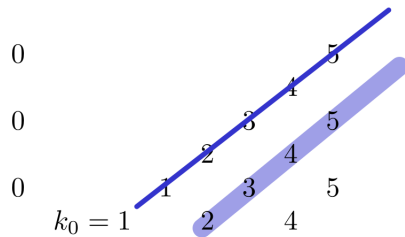


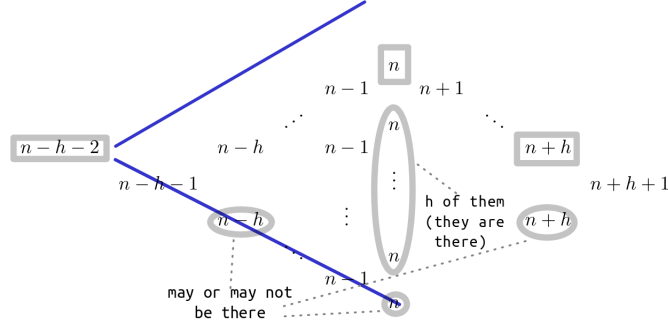
FIGURE 6. The left end of a diagram when $k_0 = 1$

part	absolute height	relative height
$2j$	$(2j - 1)$	$(2j - 1)$
$2j + 2$	$2j$	$2j$
	\vdots	
$2(h - j + 1)$	h	h
	\vdots	
$2(\ell - j)$	$(\ell - 1)$	$(\ell - 1)$

and in the latter possibility as

part	absolute height	relative height
$2(\ell - j) + 1$	$(\ell - 1)$	$2(\ell - j)$
$2(\ell - j) + 3$	$(\ell - 1)$	$2(\ell - j) + 1$
	\vdots	
$2(h - \ell + j) + 1$	$(\ell - 1)$	h
	\vdots	
$(2j - 1)$	$(\ell - 1)$	$(\ell - 1)$

When $k_0 = 1$ and the other k_j 's are zero, we draw the right arm of k_0 , and the figure becomes as below. The table of the smallest parts with a given height is also given below. The skipped odd parts share the same relative height and absolute height as the even parts preceding them.

FIGURE 7. Just placed the boxed n

part	absolute height	relative height
2	0	0
4	1	1
6	2	2
	\vdots	
$2(h+1)$	h	h
	\vdots	
2ℓ	$(\ell-1)$	$(\ell-1)$

When a part n with relative height h is placed in a base partition, we encounter the portion of a diagram shown in Figure 7. $(n-h-1)$ may be zero, and hence $(n-h-2)$ may be -1 . In other words, $(n-h-2)$ may be one of the initial conditions $k_j = 1$ for $j > 0$. Because this is a tight configuration, we could not have used any part on or above the right arm of the boxed $n-h-2$, and the relative height of n is determined by the right leg of the boxed $n-h-2$.

Now, the succeeding part cannot be on or above the right arm of the boxed $n+h$. Because otherwise either the relative height of the previously placed n (the boxed n) is forced to be less than h , or the resulting partition would not be admissible. Similarly, the next part to be placed cannot be on or below the right leg of the boxed $n+h$. Therefore; when such n is placed, we can think of the boxed $n-h-2$ and the boxed $n+h$ as initial conditions that are equal to 1. The boxed $n-h-2$ and the boxed $n+h$ are level, and they have the same parity. So, we can think of the placement of the succeeding part as starting over after increasing each part by $2h+2$.

This is essentially how we construct the base partition when the placed part is still between the right arm and the right leg of the initial condition. That is, when both the right arm and the right leg of the initial condition contain parts that are equal top the newly placed part. This part of the construction is uniform for the presence and the absence of parts with a fixed relative height h . In other words, we do not need to adjust the construction according to how many parts there are with a given relative height h . Please keep in mind that per the first table above, increasing a part by one in the diagonal direction will increase the relative height by one in this case.

When we are past the right leg of the initial condition, and hence the absolute heights and the relative heights become equal, the last part n with relative height h can tightly be followed by a level $n + 2h + 2$ with relative height h , or by an $n + 2h + 4$ with a relative height $h + 1$, etc. No smaller part than the level $n + 2h + 2$ will both have relative height h and respect the relative height of the preceding n with relative height h . Ditto for the $n + 2h + 4$ with relative height $h + 1$, etc. We can bring the shifted imaginary initial conditions into the discussion, but it is not necessary.

Like in the preceding case, the discussion goes the same if we skip a certain relative height h or use an arbitrary number of parts with that relative height. Unlike in the preceding case, the next placed part must be increased by two in order to increase the relative height by one.

The third case is when we are past the right arm of the initial condition, and place an n with relative height h and absolute height necessarily $(\ell - 1)$. In this case, the $n + 2h + 2$ with absolute height $(\ell - 1)$ will have relative height h , the $n + 2h + 4$ with absolute height $(\ell - 1)$ will have relative height $h + 1$, etc. No smaller part than the said parts will both have the said respective relative heights and respect the relative height of the previously placed n at the same time. In this case, as well, the next placed part must be increased by two in order to increase the relative height by one. Like in the preceding cases, the discussion goes the same if we skip a certain relative height h or use an arbitrary number of parts with that relative height.

Finally, we calculate the weights of the base partitions. Suppose we choose and fix $n_1, n_2, \dots, n_\ell \geq 0$, and there are exactly n_{h+1} parts with relative height h for $h = 0, 1, \dots, (\ell - 1)$. Bringing together the above, the base partition with the greatest weight occurs when $k_0 = 1$, and the other k_j 's are zero. This is because the parts with relative height zero start with 2 in this case. In all other cases, they start with 1. Also, in the aforementioned case, we skip two integers when incrementing the relative height by one. In all other cases, we skip only one integer until the relative height becomes equal to the absolute height, or until the absolute height becomes $(\ell - 1)$. In each case, the difference between two parts with the same relative height h is $2h + 2$.

Thus, for $k_0 = 1$, the weight of the base partition is as follows.

$$\begin{aligned}
& \underbrace{[2 + 4 + \dots + 2n_1]}_{\text{parts with relative height 0}} + \underbrace{[(2n_1 + 4) + (2n_1 + 8) + \dots + (2n_1 + 4n_2)]}_{\text{parts with relative height 1}} \\
& + \dots + \underbrace{[(2n_1 + 4n_2 + \dots + 2(s-1)n_{s-1} + 2s) + (2n_1 + 4n_2 + \dots + 2(s-1)n_{s-1} + 4s)]}_{\text{parts with relative height } s-1} \\
& \quad + \dots + \underbrace{(2n_1 + 4n_2 + \dots + 2(s-1)n_{s-1} + 2sn_s)}_{\text{still parts with relative height } s-1} \\
& + \dots + \underbrace{[(2n_1 + 4n_2 + \dots + 2(\ell-1)n_{\ell-1} + 2\ell) + (2n_1 + 4n_2 + \dots + 2(\ell-1)n_{\ell-1} + 4\ell)]}_{\text{parts with relative height } \ell-1} \\
& \quad + \dots + \underbrace{(2n_1 + 4n_2 + \dots + 2(\ell-1)n_{\ell-1} + 2\ell n_\ell)}_{\text{still parts with relative height } \ell-1}
\end{aligned}$$

$$\begin{aligned}
&= (n_1^2 + n_1) + (2n_1n_2 + 2n_2^2 + 2n_2) + (2n_1n_3 + 4n_2n_3 + 4n_3^2 + 4n_3) \\
&\quad + \cdots + (2n_1n_s + 4n_2n_s + \cdots + 2(s-1)n_{s-1}n_s + sn_s^2 + sn_s) \\
&\quad + \cdots + (2n_1n_\ell + 4n_2n_\ell + \cdots + 2(\ell-1)n_{\ell-1}n_\ell + \ell n_\ell^2 + \ell n_\ell) \\
&= (n_1 + n_2 + \cdots + n_\ell)^2 + (n_2 + n_3 + \cdots + n_\ell)^2 + \cdots + (n_{\ell-1} + n_\ell)^2 + (n_\ell)^2 \\
&\quad + (n_1 + n_2 + \cdots + n_\ell) + (n_2 + n_3 + \cdots + n_\ell) + \cdots + (n_{\ell-1} + n_\ell) + (n_\ell) \\
(10) \quad &= N_1^2 + N_2^2 + \cdots + N_\ell^2 + N_1 + N_2 + \cdots + N_\ell.
\end{aligned}$$

When $k_\ell = 1$, the smallest part is 1. One of the edge cases, namely the relative heights becoming equal to $\ell - 1$, is reached after relative height zero, so the difference between the largest part with relative height h and the smallest part with relative height $h + 1$ is equal to $2h + 2$ for all h . This amounts to reducing the weights of all parts in (10) by 1, i.e. reducing it by N_1 . Thus, when $k_\ell = 1$, the weight of the base partition is

$$= N_1^2 + N_2^2 + \cdots + N_\ell^2 + N_2 + N_3 + \cdots + N_\ell.$$

When $k_1 = 1$, on top of the smallest part being 1, the edge case in which the absolute heights becoming equal to the absolute heights is reached after relative height one. With similar considerations to the above paragraph, the weight of the base partition when $k_1 = 1$ is

$$= N_1^2 + N_2^2 + \cdots + N_\ell^2 + N_3 + N_4 + \cdots + N_\ell.$$

This pattern continues and finishes the proof. □

The pattern observed at the end of the proof of Theorem 1 is one of the reasons why Russell chose to line up the initial conditions as in [22]. If we followed [22], the tables at the beginning of the proof of Theorem 1 would be more complicated.

3. PROOFS OF RESULTS

Proof of Theorem 1. Let n_1, n_2, \dots, n_ℓ be arbitrary but fixed non-negative integers.

We first construct a CMPP partition with $k = 1$ and $k_i = 1$ from a base partition and a vector partition. Construct the unique base partition with exactly n_s parts with relative height $s - 1$ for $s = 1, 2, \dots, \ell$ as in Proposition 11. This base partition has weight (9). This is recorded by the exponent of q in the numerator of the general term in the right hand side of (2).

Take a vector partition

$$\begin{aligned}
(11) \quad &((\lambda_{1\ 1}, \lambda_{1\ 2}, \dots, \lambda_{1\ n_1}), (\lambda_{2\ 1}, \lambda_{2\ 2}, \dots, \lambda_{2\ n_2}), \dots, (\lambda_{s\ 1}, \lambda_{s\ 2}, \dots, \lambda_{s\ n_s}), \\
&\quad \dots, (\lambda_{\ell\ 1}, \lambda_{\ell\ 2}, \dots, \lambda_{\ell\ n_\ell}))
\end{aligned}$$

such that each component has non-decreasing parts that are nonnegative. To be precise, we allow zeros to appear in partitions to keep the lengths fixed. This vector partition is

generated by the q -factorials in the denominator of the general term in the right hand side of (2).

For $s = \ell, \ell - 1, \dots, 1$, in this order, we move the largest part with relative height $s - 1$ λ_{s-1} times, the second largest part with relative height $s - 1$ λ_{s-2} times, etc. These moves are possible thanks to Proposition 10, and uniquely reversible by a remark in the proof of it.

Now we construct a vector partition and a base partition from a CMPP partition. Given a CMPP partition λ , find n_s , the number of parts with relative height $s - 1$ for $s = 1, 2, \dots, \ell$. Then, for $s = 1, 2, \dots, \ell$, in this order, move the smallest part with relative height $s - 1$ as far back as possible, and record the number of moves as $\lambda_{s n_s}$. This will allow at least $\lambda_{s n_s}$ moves on the second smallest part with relative height $s - 1$. Move that second smallest part with relative height $s - 1$ as far back as possible, and record the number of moves as $\lambda_{s n_s - 1}$, etc. We have observed that $\lambda_{s n_s} \geq \lambda_{s n_s - 1} \geq \dots \geq \lambda_{s 1}$. This must produce the unique base partition with n_s parts with relative height $s - 1$ for $s = 1, 2, \dots, \ell$. Otherwise, at least one more backward move is possible on a part, contrary to the procedure we just outlined. We also obtain a vector partition in the form of (11).

A straightforward induction can be used to show that both maps are injective, and we conclude the proof. □

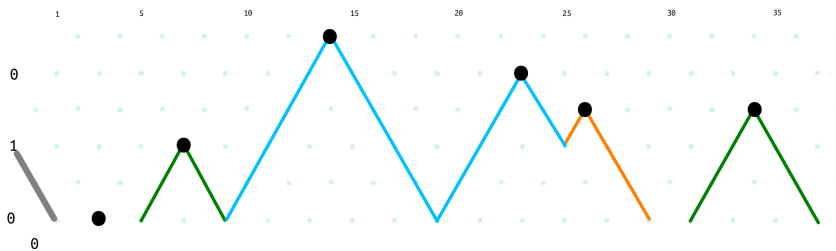
3.1. A worked example. We now take a CMPP partition with $\ell = 3, k = 1, k_0 = k_1 = k_3 = 0, k_2 = 1$, and perform the necessary backward moves to find the corresponding base partition and the auxiliary partitions.

$$\lambda = 3_0 + 7_1 + 14_2 + 23_2 + 26_1 + 34_1$$

The subscripts indicate the absolute heights. We run the algorithm in Subsection 1.1 to determine the relative heights.

$$\lambda = 3_{(0)} + 7_{(1)} + 14_{(2)} + 23_{(2)} + 26_{(0)} + 34_{(1)}$$

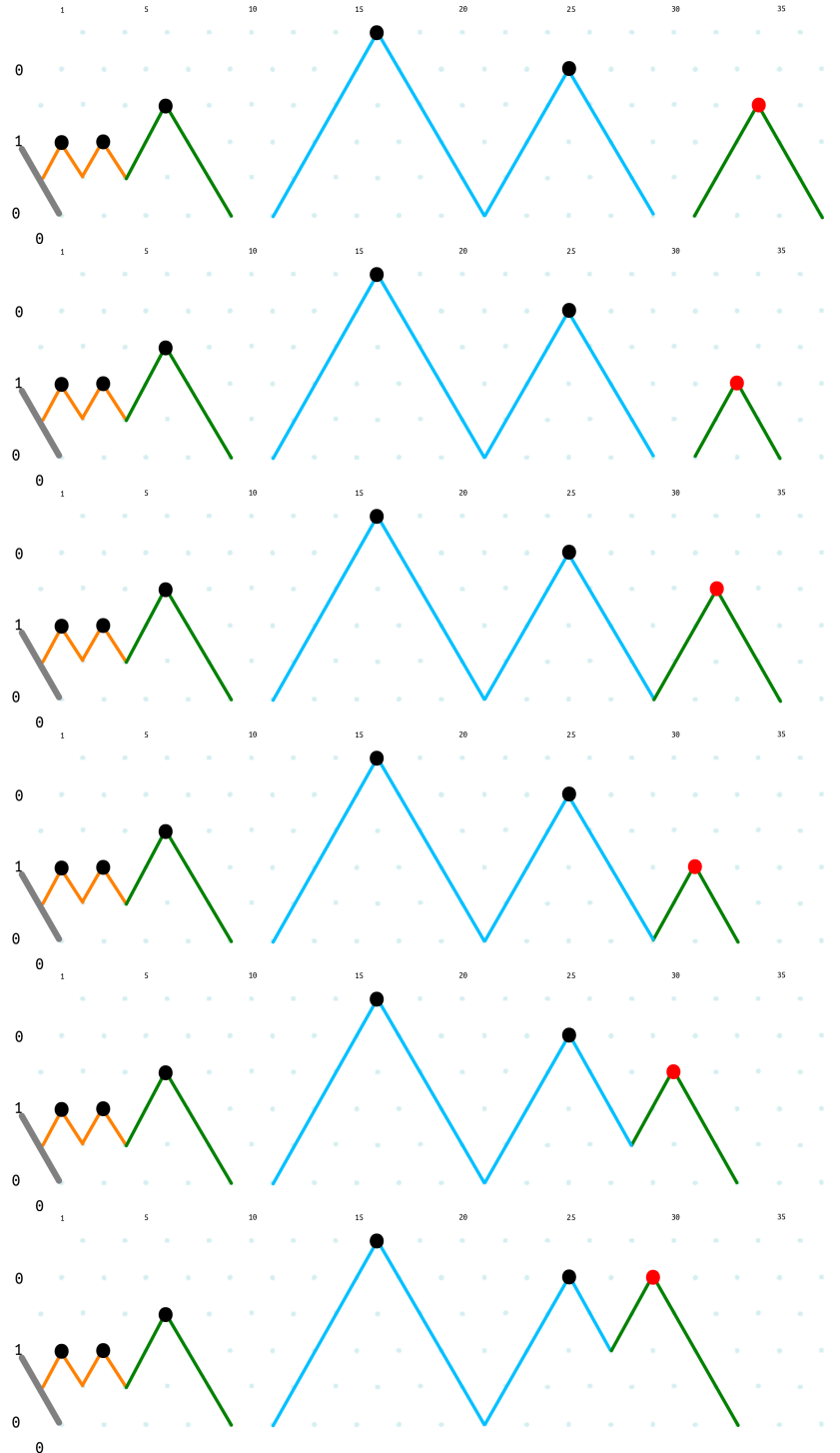
We then draw the upper envelope of the legs of parts and the initial condition. Orange legs correspond to relative height zero, green legs to one, and the blue legs to two. The right leg of the initial condition is gray. The part 3_0 has degenerate legs, but we know that it necessarily has relative height zero.

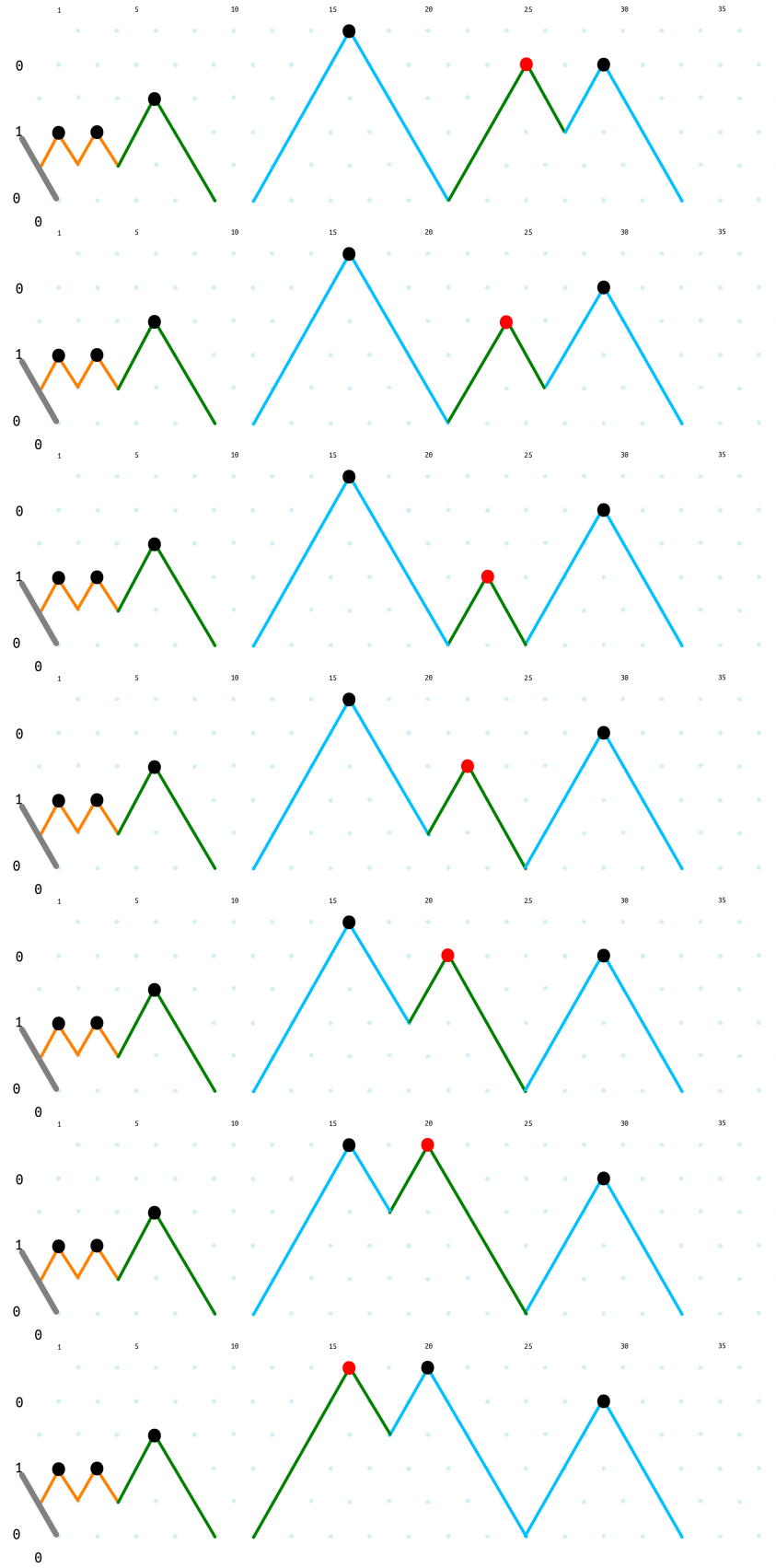


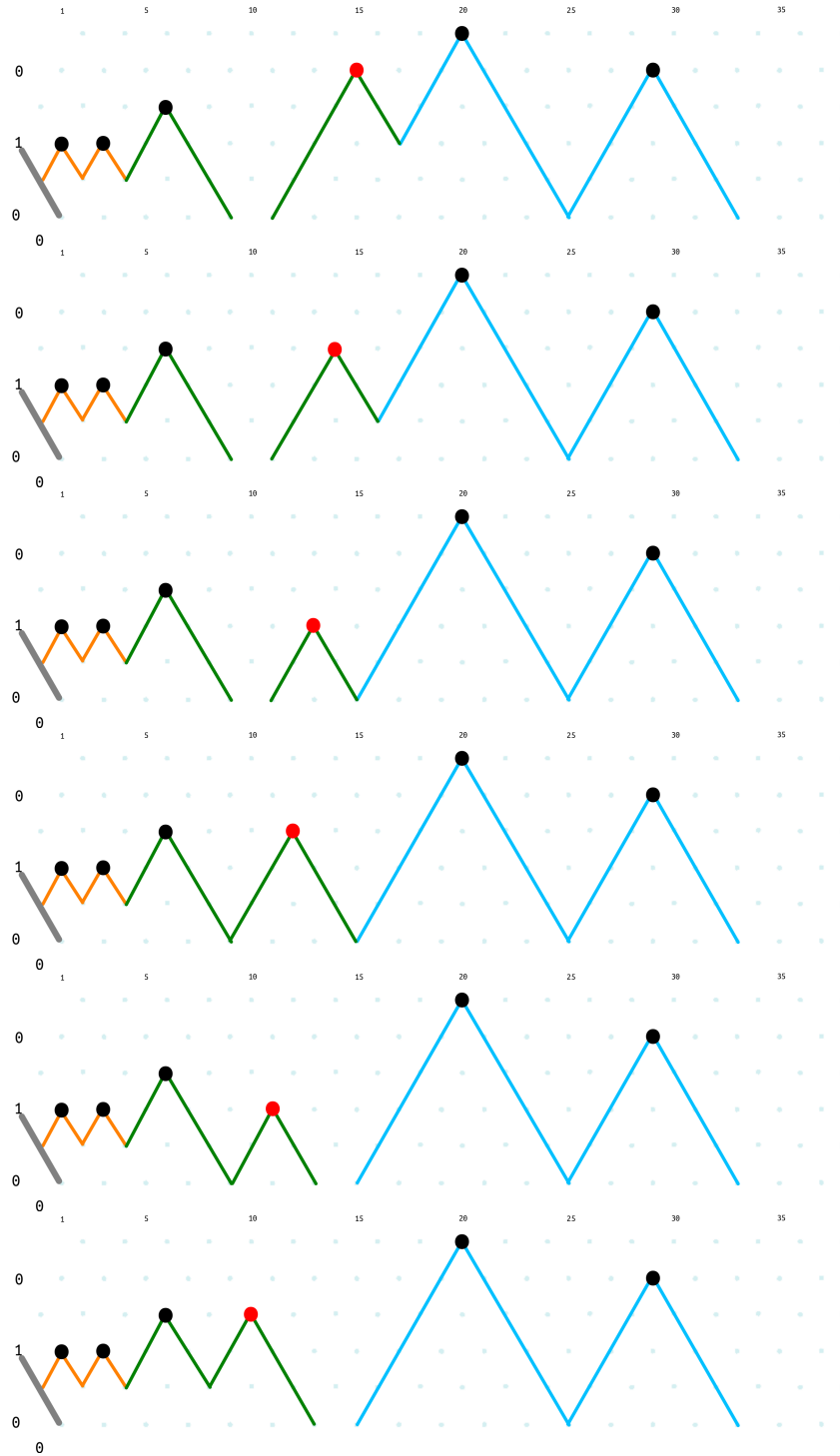
We have two parts for each relative height 0, 1 and 2, so $n_1 = n_2 = n_3 = 2$. We work on parts with relative height zero, starting with the smallest. We move it as far back as possible, and record the number of moves. The smallest part with relative height zero moves backward 2

times, and the next smallest 17 times, thus $(\lambda_{1,1}, \lambda_{1,2}) = (2, 17)$. The second smallest part switches relative heights with parts having greater relative heights three times.

Next, we move the parts with relative height one backward, the smaller one first. The smaller part with relative height one moves backward 3 times. We explicitly show the backward moves on the larger part with relative height one. The part being moved is shown in red.

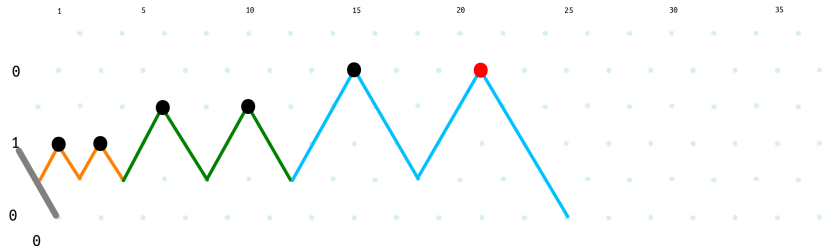






The larger part with relative height one moved backward 16 times. It switched heights with parts with larger relative heights twice. We have $(\lambda_{2,1}, \lambda_{2,2}) = (3, 16)$.

Finally, we deal with the parts with relative height two. We only show the last configuration.



Similar to the above reckoning, We have $(\lambda_{3\ 1}, \lambda_{3\ 2}) = (5, 8)$.

Please observe that it is not possible to move any of the parts backward without altering the relative heights, or without ending up with an inadmissible CMPP partition. Therefore, the last configuration

$$\beta = 1_{(0)} + 3_{(0)} + 6_{(1)} + 10_{(1)} + 15_{(2)} + 21_{(2)}$$

is a base partition. The weight of this base partition β is

$$N_1^2 + N_2^2 + N_3^2 = (2 + 2 + 2)^2 + (2 + 2)^2 + 2^2 = 56$$

as asserted in Proposition 11.

Now we present the proofs of Theorems 4 and 5.

Proof of Theorem 4. We will explain the deviations from the construction above. The definitions of absolute and relative heights carry over. There are two main differences from the previous construction.

- The parts with absolute height $\ell - 1$ or with relative height $\ell - 1$ can only be even.
- The parts with relative height $\ell - 1$ can only move forward by $+2$, and backward by -2 .

We first show that forward or backward moves of parts with relative heights less than $\ell - 1$ will not be effected.

Consider a part n with relative height $h < \ell - 1$. If the relative height of the part n is determined by the right leg of a predecessor, then the part will become the $n + 1$ below the moving n (see the penultimate figure above Proposition 10). So, no parts moving forward have to become a deleted odd part in the top row due to their predecessors.

If the relative height of n is determined by the left leg of a successor, then n may only go as high as level with its immediate successor. Then, it either stops or switches relative heights with its immediate successor. At that point, the relative height of the moving part will be determined by the right leg of a predecessor. By induction, no part will have to become an odd part in the deleted top row due to a successor.

By similar arguments, the absence of any parts in the deleted top row of odd parts will not prevent any possible forward moves, so Proposition 10 can be easily adjusted.

The construction of the base partition must be outlined, as well. One needs some more bookkeeping in the proof of Proposition 11. Observe that in that proof, the absolute heights and the relative heights are non-decreasing. In particular, when the absolute height reaches

$\ell - 1$, it stays $\ell - 1$. Moreover, once the relative heights hit $\ell - 1$, then the parity of the placed parts stay the same. Thus, we start by determining the relative height (r.h.) of the smallest part with absolute height (a.h.) $\ell - 1$ and its parity for various non-zero initial conditions.

The non-zero initial condition	r.h. of the smallest part with a.h. = $\ell - 1$	no. of parts on the deleted top row
k_0	$\ell - 1$	0
k_ℓ	0	N_1
k_1	$\ell - 1$	0
$k_{\ell-1}$	1	N_2
	\vdots	

When we need an odd part in the top row in a base partition, we know we cannot move it backward any more without messing up the count of parts with fixed relative heights (i.e. the vector $(n_1, n_2, \dots, n_\ell)$). In other words, we cannot make those inadmissible odd parts admissible even parts one less each. However, we can make them admissible even parts one *more* each. We shall know that they cannot move backward any further. So, we have the base partition we are after. This amounts to adding 1 to parts with a certain relative height h or more, i.e. adding N_h to the weight of the base partition.

Let us also recall that parts with relative height $\ell - 1$ necessarily move two by two, and the others one by one. This gives us the

$$(q; q)_{n_1} (q; q)_{n_2} \cdots (q; q)_{n_{\ell-1}} (q^2; q^2)_{n_\ell}$$

in the denominator. □

Before we give the proof of Theorem 5, albeit brief, we need to jot down a small result. Call the number of $[k_0, k_1, \dots, k_\ell]$ -admissible CMPP partitions on diagram (6) of n with j parts $\tilde{F}(i, j, n)$. We set

$$\tilde{P}_i(z) := \tilde{P}_i(z; q) := \sum_{j, n \geq 0} \tilde{F}(i, j, n) q^n z^j.$$

Then,

$$\tilde{P}_i(z) = P_i(z),$$

where $P_i(z)$ is given in Theorem 1. One can naturally think of this as a reflection of CMPP partitions on a horizontal mirror. But, we need to emphasize that the combinatorics is a little different since the absolute heights and the relative heights are determined by the parts directly below the designated part.

Proof of Theorem 5. This is the proof of Theorem 4 *mutatis mutandis*. The adjusted table is as follows.

The non-zero initial condition	r.h. of the smallest part with a.h. = $\ell - 1$	no. of parts on the deleted top row
k_0	0	N_1
k_ℓ	$\ell - 1$	0
k_1	1	N_2
$k_{\ell-1}$	$\ell - 1$	0
	\vdots	

□

4. COMMENTARY AND FUTURE WORK

It is routine to bound the part sizes, and write polynomials as generating functions. Let $P_i(z; M)$ denote the generating functions of the CMPP partitions generated by $P_i(z)$ in which parts are at most M . Then, for example,

$$\begin{aligned}
P_0(z; M) = & \sum_{n_1, n_2, \dots, n_\ell \geq 0} q^{N_1^2 + N_2^2 + \dots + N_\ell^2 + N_1 + N_2 + \dots + N_\ell} z^{N_1} \left[\begin{matrix} M - 2n_1 - 2(n_2 + n_3 + \dots + n_\ell) \\ n_1 \end{matrix} \right] \\
& \times \left[\begin{matrix} M - (2n_1 + 4n_2) - 2(n_3 + n_4 + \dots + n_\ell) \\ n_2 \end{matrix} \right] \\
& \times \dots \left[\begin{matrix} M - (2n_1 + 4n_2 + 6n_3 + \dots + 2sn_s) - 2(n_{s+1} + n_{s+2} + \dots + n_\ell) \\ n_s \end{matrix} \right] \\
& \times \dots \left[\begin{matrix} M - (2n_1 + 4n_2 + 6n_3 + \dots + 2\ell n_\ell) \\ n_\ell \end{matrix} \right],
\end{aligned}$$

where the notation is that of Theorem 1, and $\left[\begin{matrix} a \\ b \end{matrix} \right]$ is the Gaussian polynomial $\frac{(q; q)_a}{(q; q)_b (q; q)_{a-b}}$ [5].

The exemplar we happened to choose above is a specialization of Warnaar's restricted two-line cylindric partitions generating function [24]. Similar polynomials due to Warnaar [24] imply Theorem 1 upon the connection between two-line cylindric partitions and CMPP partitions for $k = 1$. Please see [22] and two paragraphs below.

The most obvious follow up problem is to find a similar construction for obtaining evidently positive generating functions for the cases $k > 1$. Evidently positive series for the $[k, 0, \dots, 0]$ - and $[0, \dots, 0, k]$ -admissible CMPP partitions [6] are known [11]. The construction in this paper does not readily generalize. It looks like even the determination of relative heights must be done from scratch. There is a conjecture on such a generating series in [15] for a specific case.

Russell gives a bijection [22] between CMPP partitions for $k = 1$ and two-line cylindric partitions [10] in conjunction with [13]. There is also an almost canonical bijection between the said objects per [16]. CMPP partitions for $k = 1$ can be regarded in terms of two-line cylindric partitions. They are two line cylindric partitions in which none of the slices repeat, and none of the slices share the same first or the second line. In this sense, CMPP partitions for $k = 1$ are reminiscent of Rogers-Ramanujan identities [21]. For $k > 1$, this connection is lost. Because *incompatible* slices are forced to appear together. The connection to cylindric

partitions in the $k > 2$, if it exists, must be subtle. Warnaar [private communication] maintains that this connection does not exist for representation theoretic reasons.

The lattice paths in [8] are not related to the upper envelopes formed by drawing the legs of parts in the CMPP partitions. In fact, the upper envelopes used in this paper are not always connected.

Last, but not least, one wonders if it possible to adjust Russell's functional equations to include the series in the missing cases, as well.

ACKNOWLEDGEMENTS

We thank Shashank Kanade and Matthew Russell for useful discussions during the preparation of the manuscript, and for mentioning [8] and [15]. We also thank S. Ole Warnaar for correcting many inaccuracies and pointing out [11] and [25].

REFERENCES

1. Andrews, G.E., 1966. An analytic proof of the Rogers-Ramanujan-Gordon identities. *American Journal of Mathematics*, **88(4)**, pp.844–846.
2. Andrews, G.E., 1974. An analytic generalization of the Rogers-Ramanujan identities for odd moduli. *Proceedings of the National Academy of Sciences*, **71(10)**, pp.4082–4085.
3. Bressoud, D.M., 1979. A generalization of the Rogers-Ramanujan identities for all moduli. *Journal of Combinatorial Theory, Series A*, **27(1)**, pp.64–68.
4. Bressoud, D.M., 1980. An analytic generalization of the Rogers-Ramanujan identities with interpretation. *The Quarterly Journal of Mathematics*, **31(4)**, pp.385–399.
5. Andrews, G.E., 1998. *The theory of partitions (No. 2)*. Cambridge university press.
6. Capparelli, S., Meurman, A., Primc, A. and Primc, M., 2022. New partition identities from $C_\ell^{(1)}$ -modules. *Glasnik matematički*, **57(2)**, pp.161–184.
7. Dousse, J. and Konan, I., 2022. Characters of level 1 standard modules of $C_n^{(1)}$ as generating functions for generalised partitions. arXiv preprint arXiv:2212.12728.
8. Foda, O. and Welsh, T.A., 2016. Cylindric partitions, \square_r characters and the Andrews–Gordon–Bressoud identities. *Journal of Physics A: Mathematical and Theoretical*, **49(16)**, p.164004.
9. Gasper, G. and Rahman, M., 2011. *Basic hypergeometric series (Vol. 96)*. Cambridge university press.
10. Gessel, I.M. and Krattenthaler, C., Cylindric partitions, *Trans. Amer. Math. Soc.*, **349(2)**:429–479, 1997.
11. Griffin, M.J., Ono, K. and Warnaar, S.O., 2016. A framework of Rogers–Ramanujan identities and their arithmetic properties. *Duke Mathematical Journal*, **165(8)**, pp.1475–1527.
12. Gordon, B., 1961. A combinatorial generalization of the Rogers-Ramanujan identities. *American Journal of Mathematics*, **83(2)**, pp.393–399.
13. Jing, N., Misra K.C., and Savage, C.D., 2001. On multi-color partitions and the generalized Rogers–Ramanujan identities. *Communications in Contemporary Mathematics*, **3(4)**, pp.533–548.
14. Kanade, S., Lepowsky, J., Russell, M.C. and Sills, A.V., 2017. Ghost series and a motivated proof of the Andrews–Bressoud identities. *Journal of Combinatorial Theory, Series A*, **146**, pp.33–62.
15. Kanade, S., Russell, M.C., Tsuchioka, S. and Warnaar, S.O., 2024. Remarks on the conjectures of Capparelli, Meurman, Primc and Primc. arXiv preprint arXiv:2404.03851.
16. Kurşungöz, K. and Ömrüüzun Seyrek, H., 2025. A decomposition of cylindric partitions and cylindric partitions into distinct parts. *European Journal of Combinatorics*, **130**, p.104219.
17. Lepowsky, J. and Wilson, R.L., 1985. The structure of standard modules: II. The case $A_1^{(1)}$, principal gradation. *Inventiones mathematicae*, **79(3)**, pp.417–442.
18. Primc, M. and Šikić, T., 2016. Combinatorial bases of basic modules for affine Lie algebras $C_n^{(1)}$. *Journal of mathematical physics*, **57(9)**.

19. Primc, M. and Šikić, T., 2019. Leading terms of relations for standard modules of the affine Lie algebras $C_n^{(1)}$. *The Ramanujan Journal*, **48(3)**, pp.509–543.
20. Primc, M. and Trupčević, G., 2025. Linear independence for $C_\ell^{(1)}$ by using $C_{2\ell}^{(1)}$. *Journal of algebra*, **661**, pp.341–356.
21. Ramanujan, S. and Rogers, L.J., 1919. Proof of certain identities in combinatory analysis. In *Proc. Cambridge Philos. Soc* **19(214–216)**, p. 3.
22. Russell, M.C., 2026. Companions to the Andrews-Gordon and Andrews-Bressoud Identities and Recent Conjectures of Capparelli, Meurman, Primc, and Primc. *SIGMA* **22(046)**, 38 pages. (Contribution to the *Special Issue on Recent Advances in Vertex Operator Algebras in honor of James Lepowsky*)
23. Trupčević, G., 2018. Bases of standard modules for affine Lie algebras of type. *Communications in algebra*, **46(8)**, pp.3663–3673.
24. Warnaar, S.O., 2023. The A_2 Andrews-Gordon identities and cylindric partitions. *Transactions of the American Mathematical Society, Series B*, 10(22), pp.715-765.
25. Warnaar, S.O. Affine Jacobi-Trudi formulas and q, t -Rogers-Ramanujan identities. arXiv preprint arXiv:2511.17034. 2025 Nov 21.

KAĞAN KURŞUNGÖZ, FACULTY OF ENGINEERING AND NATURAL SCIENCES, SABANCI UNIVERSITY, TUZLA, ISTANBUL 34956, TURKEY

Email address: kursungoz@sabanciuniv.edu