

# Large Language Models for AI-Assisted Radiotherapy Scheduling: A Feasibility Study Under Realistic Operational Constraints

Eric Zhang<sup>1,2</sup>, Wen Li<sup>1</sup>, Youfang Lai<sup>1</sup>, Annette Souranis<sup>1</sup>, Georgia Paparoidamis<sup>1</sup>,  
Michael Roumeliotis<sup>1</sup>, Xun Jia<sup>1</sup>

<sup>1</sup>Department of Radiation Oncology and Molecular Radiation Sciences, Johns Hopkins University  
<sup>2</sup>Westlake High School, Westlake Village, California

## Abstract

**Background:** Radiotherapy (RT) patient scheduling is a complex operational problem involving multi-fraction treatment continuity, machine eligibility, first-fraction workflows, and competing patient- and clinic-centered objectives. Current scheduling processes often rely heavily on manual coordination and can be difficult to adapt in response to changing clinical demands.

**Purpose:** This study investigates the feasibility of using a large language model (LLM) to generate candidate RT patient schedules satisfying predefined clinical and operational constraints.

**Methods:** A simulated RT scheduling environment containing three medical linear accelerators (LINACs) was developed over a one-year period using synthetic patient arrivals and treatment characteristics modeled after clinical practice. A total of 1,400 new patients spanning 12 treatment categories with distinct scheduling requirements were generated. An LLM-based scheduling framework was implemented using structured natural language prompts encoding clinical rules, operational constraints, and scheduling objectives. Performance was evaluated across multiple scheduling scenarios, including weekly time-consistency baseline, LINAC continuity, gap-constrained temporal relaxation, and infeasible scheduling request handling. Generated schedules were independently validated using automated and manual verification procedures.

**Results:** In the evaluated scenarios, the LLM-generated schedules satisfied the feasibility rules. Approximately 99% of evaluated fractions remained within a preferred 60-minute weekly treatment-time consistency window. Adding a LINAC-continuity objective reduced LINAC switching from 54.6% to 10.1%, and adding gap-constrained temporal relaxation reduced the Friday mean daily gap time from 169.5 to 89.2 minutes while maintaining approximately 99% of fractions within the preferred 60-minute weekly window. The framework also demonstrated robust handling of infeasible scheduling requests by explicitly identifying constraint violations and proposing interpretable corrective actions.

**Conclusion:** This study demonstrates the potential feasibility of using LLMs to support RT patient scheduling in a realistic, constraint-rich simulated clinical environment. The results support further investigation of LLM-assisted scheduling as a flexible, human-in-the-loop decision-support approach for the patient scheduling task.

**Keywords:** radiotherapy, patient scheduling, large language model, clinical decision support

# Contents

<b>I. Introduction</b>	<b>1</b>
<b>II. Methods</b>	<b>3</b>
II.A. Clinical Environment, Patient Categories, and Scheduling Constraints . . . . .	3
II.B. Patient Data Generation and Simulation Setup . . . . .	4
II.C. LLM-Based Scheduling Framework Development . . . . .	5
II.D. Evaluation and Scenario Design . . . . .	7
<b>III. Results</b>	<b>11</b>
III.A. Weekly Time-Consistency Baseline . . . . .	11
III.B. Weekly Time Consistency with LINAC Continuity . . . . .	13
III.C. LINAC Continuity with Gap-Constrained Temporal Relaxation . . . . .	15
III.D. Summary of Performance . . . . .	16
III.E. Infeasible Scheduling Request Handling . . . . .	17
<b>IV. Discussion</b>	<b>18</b>
IV.A. Rationale for Selecting the Weekly One-Hour Rule . . . . .	18
IV.B. Model Version Evolution and Cross-Platform Performance . . . . .	19
IV.C. Computational Considerations and Scheduling Complexity . . . . .	20
IV.D. Objective Trade-offs in Multi-Objective Scheduling . . . . .	21
IV.E. Scalability and Multi-Institution Applicability . . . . .	21
IV.F. Limitations and Future Work . . . . .	22
<b>V. Conclusion</b>	<b>24</b>
<b>A Appendix</b>	<b>25</b>
A.1 Reusable Prompt Template . . . . .	25
A.2 Instance-Specific Scheduling Prompt for Weekly One-Hour Rule . . . . .	27
<b>References</b>	<b>29</b>

## 1. Introduction

Radiation therapy (RT) patient scheduling represents a complex resource allocation problem. Unlike general outpatient appointment scheduling, RT scheduling must coordinate multi-fraction treatment courses delivered over several weeks while satisfying numerous clinical and operational requirements<sup>1</sup>, including designated time slots for extended first-fraction treatments, minimum spacing requirements for multi-fraction regimens, treatment machine eligibility restrictions, and machine and staffing availability. These requirements directly affect RT resource utilization. Advances in RT practice further emphasize the need for efficient resource planning. For example, the increasing adoption of hypofractionated treatment regimens can substantially alter treatment capacity requirements<sup>2</sup>. Adaptive RT introduces additional scheduling complexity because treatment replanning, physician review, quality assurance must be coordinated within clinically relevant time windows<sup>3,4</sup>. In current clinical practice, scheduling remains largely manual and is performed by experienced administrators and therapists. This process is labor-intensive, cognitively demanding, and difficult to scale as patient volumes increase or operational conditions change. As a result, manual scheduling may limit efficient use of treatment resources when competing clinical and operational constraints must be balanced simultaneously.

The complexity of the RT scheduling problem has motivated extensive research within operations research frameworks. A comprehensive review highlights the broad application of operations research methods for logistics optimization and resource planning in RT across strategic, tactical, and operational levels<sup>5</sup>. Early optimization-based approaches formulated RT scheduling as a mathematical programming problem, notably through priority-based non-block scheduling models designed to improve treatment allocation while accounting for patient urgency<sup>6</sup>. More recent studies have employed exact optimization models, such as integer programming, constraint programming, and column generation<sup>7,8</sup>. The successful translation of these theoretical operations research models into clinical practice has been demonstrated by implementing frameworks that optimize scheduling while strictly respecting clinical time window preferences<sup>9,10</sup>. Meanwhile, to address the inherent unpredictability of patient inflows, researchers have developed stochastic and simulation-based dynamic optimization strategies, showcasing the efficacy of adaptive decision-making under uncertain demand<sup>11,12,13</sup>. More recently, data-driven and machine learning approaches have gained

traction in this domain. Predictive models were employed to estimate RT treatment durations, enabling more efficient workday divisions, better treatment scheduling management and device utilization<sup>14,15</sup>. An online dynamic patient scheduling framework was introduced to learn the relationships between patient features and actual wait times, dynamically adapting scheduling decisions to outperform traditional flat reservation policies<sup>16,17</sup>. Despite these advances, clinical translation can remain challenging because scheduling objectives, soft constraints, and exception-handling rules must be explicitly encoded and maintained. When local policies change or unexpected operational events occur, optimization models may require reformulation, parameter adjustment, or additional implementation effort.

Recent advances in artificial intelligence (AI) have increasingly influenced medical physics and RT<sup>18,19,20</sup>. Within this landscape, large language models (LLMs) have emerged as versatile tools capable of interpreting complex natural language instructions, synthesizing structured data, and executing multi-step reasoning. LLM-based methods have been investigated for tasks such as treatment target delineation, patient-facing question answering, treatment planning, and structure-name standardization<sup>21,22,23,24,25</sup>. Beyond these RT applications, LLMs show promise in automating broader healthcare workflows, including administrative coordination, documentation, and digital task automation<sup>26,27</sup>. These capabilities are uniquely suited to the RT scheduling problem, a domain where patient data, institutional policies, and physician preferences must be integrated to yield feasible decisions. In contrast to conventional solvers that require formal mathematical encoding, LLMs may provide a complementary interface for translating heterogeneous natural-language policies, structured patient data, and operational preferences into candidate scheduling decisions. This inherent flexibility is particularly advantageous for RT scheduling, where operational logic is frequently procedural and nuanced rather than strictly algebraic.

In this work, we investigate the use of LLMs for the direct generation of RT patient schedules within a framework of complex clinical and operational constraints. By integrating structured patient data, existing schedule states, and explicit constraint descriptions, the LLM is tasked with synthesizing comprehensive daily treatment schedules satisfying predefined feasibility rules while balancing resource utilization and operational preferences. To our knowledge, this study represents one of the first systematic evaluations of LLMs in RT scheduling under realistic simulated conditions. Our results indicate that, under structured prompting and simulated conditions, LLMs can generate schedules satisfying complex

predefined feasibility rules while adapting to different operational objectives.

## II. Methods

### II.A. Clinical Environment, Patient Categories, and Scheduling Constraints

The simulated scheduling environment was modeled after a three-LINAC workflow in our RT department. To define the clinical scheduling workflow, operational constraints, and representative treatment categories, we consulted with our radiation therapist team and summarized routine scheduling practices used in daily clinical operations.

Treatments are delivered within a standard clinical operating window from 7:00 AM to 5:00 PM, corresponding to 600 available minutes per LINAC and 1,800 total machine-minutes per day. Under typical operating conditions, the system accommodates approximately 80–100 patients and 1,400–1,800 treatment minutes per day. To capture the diversity of clinical treatment workflows, patients were categorized into 12 groups based on treatment modality and scheduling requirements. These categories include stereotactic body radiation therapy (SBRT), breast treatments, total body irradiation (TBI), anesthesia cases, twice-daily (BID) treatments, multi-isocenter treatments, and other fractionated courses. The full set of patient categories, along with machine eligibility, treatment time per fraction, number of fractions, historical patient mix proportions, and scheduling constraints, is summarized in Table 1. Each category is associated with specific operational constraints. For example, BID treatments require a minimum interval of six hours between fractions delivered on the same day, while anesthesia cases must be scheduled at restricted morning time slots due to anesthesia workflow considerations. To maintain physician availability and supervised workflows, new treatment starts are initiated at predefined, machine-specific time slots. For LINAC 1 and 2, these starts occur at 9:00 AM, 11:00 AM, and 2:00 PM; for LINAC 3, the designated slots are 10:00 AM, 1:00 PM, and 2:00 PM. New treatments are not initiated on Fridays to prevent care interruptions over the weekend. Furthermore, the initial fraction for any new course includes an additional 15 minutes to accommodate comprehensive setup and verification procedures.

These rules delineate the feasibility space of the scheduling problem, serving as the

Table 1: Patient categories based on treatment scheduling requirements. Abbreviations: Fx = fraction; Tx = treatment; BID = twice daily; TBI = total body irradiation.

Category	Name	LINAC	Tx duration (min)	No. of Fx	Patient mix (%)	Days of 1st Fx	Constraints on all Fx
1	SBRT1	3	30	5	10%	No Fri.	—
2	SBRT2	3	40	5	5%	No Fri.	—
3	Other short-course	3	15	5	5%	No Fri.	—
4	Breast1	1,2	15	5	2%	No Fri.	—
5	Breast2	1,2	15	16	8%	Mon. only	—
6	TBI1	1	30	1	1%	No Fri.	—
7	TBI2	1	60	1	7%	No Fri.	—
8	Anesthesia1	1,2,3	60	1	1%	No Fri.	9am Thu; 8am other days
9	Anesthesia2	1,2,3	60	1	1%	No Fri.	Before 12pm
10	BID	1,2,3	15	52	5%	No Fri.	$\geq 6$ h apart
11	Multi-iso	1,2,3	25	10	5%	No Fri.	—
12	Other conventional	1,2,3	15	25	50%	No Fri.	—

essential constraints that the scheduling framework must satisfy. While these parameters are not intended to reproduce every daily variation, they provide a clinically motivated approximation of routine operations. Consequently, they establish a realistic and robust foundation for the scheduling simulations and performance evaluations presented throughout this paper.

## II.B. Patient Data Generation and Simulation Setup

A synthetic patient dataset was generated to evaluate the scheduling framework under controlled yet clinically representative conditions. The simulation spans a total of 260 treatment days, corresponding to one full clinical year.

To eliminate artificial initialization effects associated with an empty system, the simulation was initialized with the treatment calendar populated by a cohort of ongoing (“existing”) patients on Day 1 sampled from Table 1. Each existing patient was assigned a remaining number of fractions consistent with the corresponding treatment category.

A total of 1,400 new patients were then generated over the simulation horizon of one year. Daily new-patient counts were sampled from a uniform distribution between 5 and 9 on eligible start days. Patient categories were sampled according to the proportions in Table 1. Category-specific attributes, including the number of fractions and treatment time per fraction, were assigned accordingly.

The simulation was then executed sequentially on a day-by-day basis to schedule these patients according to their fractionation schedules. On each scheduling day, newly arriving patients were added to the treatment calendar, while ongoing patients continued according to their prescribed fractionation schedules. Patients who completed the treatment course were removed from the calendar.

The simulated dataset exhibited stable daily patient volume and machine utilization over the full 260-day period. As shown in Fig. 1, both the number of patients treated per day and total treatment time remain consistent with typical clinical ranges. Specifically, the number of patients treated per day ranges from 84 to 96, with an average of 90.5 patients per day. The corresponding total treatment time varies between 1,395 and 1,790 minutes per day, with a mean of approximately 1,655 minutes across all LINACs.

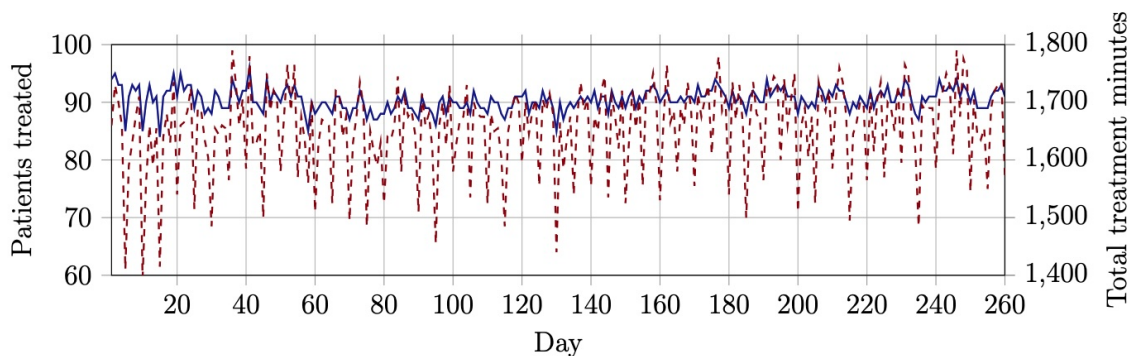


Figure 1: Daily number of patients (solid line) and total scheduled treatment time across all LINACs (dashed line) over the 260-day simulation period.

### II.C. LLM-Based Scheduling Framework Development

Our scheduling framework leverages a LLM ChatGPT 5.4 (OpenAI Inc., San Francisco, CA, USA) to generate candidate treatment schedules satisfying predefined clinical and operational rules through structured natural language prompts encoding clinical knowledge, oper-

ational rules, and scheduling objectives. The model was accessed through its web interface using a standard web browser. Our strategy is to transform the complex scheduling problem into a structured, executable task for the LLM by dividing the instructions into a *reusable prompt template* (Appendix A.1) and an *instance-specific scheduling prompt* (Appendix A.2). Each scheduling task used the same reusable prompt template and a day-specific input prompt. No external code execution, database access, or optimization solver was available to the model during schedule generation. The reusable template serves as the foundational logic layer, encoding the overarching scheduling objectives, such as maximizing machine utilization and the operational constraints. Complementing this, the instance-specific prompt provides the real-time operational context for a given day, including the current state of the treatment calendar, the specific scheduling horizon, and the list of new patients requiring allocation.

Because LLMs do not inherently know RT scheduling rules or workflow constraints, prompt design was conducted in a staged and structured manner to explicitly encode the logic of the scheduling task. In the initial stage, prompts were constructed to ensure that the LLM correctly understood the fundamental characteristics of RT treatment delivery. Specifically, the model was instructed that most patients undergo multi-fraction treatment courses and, once initiated, treatments must proceed continuously on weekdays (Monday–Friday) until completion. Special treatment patterns, including BID regimens requiring two fractions per day with minimum inter-fraction spacing, were also explicitly described. In the second stage, detailed clinical and operational constraints were introduced. These included machine availability (three LINACs), machine eligibility restrictions for specific patient categories, fixed new-start time windows, extended duration for first-fraction treatments, and category-specific scheduling constraints summarized in Table 1. Explicit references to these tables were incorporated into the prompt to ensure correct interpretation of category-dependent parameters.

Initial deployment of the LLM revealed several systematic failure modes. First, the model occasionally failed to schedule all eligible patients despite available capacity. This arose because the LLM interpreted the task as generating a feasible schedule rather than ensuring complete patient assignment. This issue was resolved by explicitly instructing the model to schedule all patients whenever feasible and to verify that no schedulable patient remained unassigned. Second, early schedules contained unnecessary idle gaps even when

machine time was available. While all constraints were satisfied, the LLM did not inherently optimize for compactness. Prompts were refined to explicitly require minimization of unscheduled gaps and compaction of treatments. Third, BID treatments were sometimes scheduled such that the second fraction occurred late in the day, occasionally beyond standard operating hours. Although minimum spacing constraints were satisfied, this behavior was clinically undesirable. The prompt was modified to prioritize early placement of first fractions for multi-fraction regimens, ensuring that subsequent fractions remained within operating hours. Fourth, significant imbalance in workload across LINACs was observed in early outputs. In some cases, one machine completed treatments several hours earlier than others, while remaining machines continued until the end of the clinical day. Although technically feasible, such imbalance is operationally inefficient and inconsistent with clinical practice. To address this, prompts were refined to explicitly require balanced workload distribution, encouraging all LINACs to complete treatments at approximately the same time. Finally, inconsistent enforcement of constraints was observed when rules were stated only once. This issue was mitigated by intentionally repeating critical constraints in multiple parts of the prompt, reinforcing their importance and improving reliability. Through iterative refinement, these modifications defined the final prompt template used in all evaluation experiments.

Beyond the reusable prompt template, scenario-specific scheduling behavior was implemented through targeted modifications to the instance-specific scheduling prompt. These additions allowed the same underlying framework to accommodate different operational priorities, including a weekly time-consistency baseline, LINAC continuity, gap-constrained temporal relaxation, and infeasible scheduling request handling. This design allowed the base feasibility rules to remain unchanged while scenario-specific objectives were added or removed, reducing the risk that performance differences were caused by changes to the core rule set.

## II.D. Evaluation and Scenario Design

We evaluated the framework across four scheduling scenarios using the simulated patient cohort. These scenarios were designed to test whether prompt modifications could incorporate different clinical and operational priorities while preserving core feasibility constraints.

**Scenario 1: Weekly time-consistency baseline.** In routine clinical practice, patients receiving multi-fraction RT treatments often prefer to receive treatment at approximately the same time each day because consistent treatment times simplify transportation planning, work schedules, caregiver coordination, and daily routines. From the clinic perspective, however, maintaining identical treatment times across all fractions can be difficult because of fluctuating daily workloads, machine availability constraints, and category-specific scheduling requirements. Therefore, the first scenario was designed to evaluate whether the LLM-based framework could maintain clinically practical treatment-time consistency while preserving operational feasibility and machine utilization.

In this scenario, all clinical and operational constraints described in Section II.A. were enforced together with a temporal consistency objective implemented through a “weekly one-hour rule.” Specifically, the difference between the earliest and latest treatment start times within a Monday–Friday treatment week was requested to remain within 60 minutes whenever feasible. The one-hour rule was implemented as a soft scheduling objective rather than a hard constraint. The prompt instructed the LLM to minimize each patient’s weekly treatment-time range even when the 60-minute window could not be fully satisfied.

The first treatment fraction for each patient was excluded from the weekly range calculation. The prompt further instructed the model to relax the one-hour preference whenever necessary to satisfy hard clinical constraints, such as BID six-hour separation requirements. In addition, treatment gaps were allowed when necessary to preserve weekly treatment-time consistency, particularly on Fridays when no new patients are initiated and the treatment workload is typically lower. The prompt also included a lower-priority preference encouraging treatment-time consistency across consecutive treatment weeks whenever feasible.

**Scenario 2: Weekly time consistency with LINAC continuity.** A machine switch was defined as assignment of consecutive fractions of the same patient to different LINACs. Although machine switching between treatment days is generally clinically acceptable when machine eligibility constraints are satisfied, both patients and clinical staff often prefer to maintain treatment continuity on the same LINAC whenever possible. Therefore, the second scenario was designed to evaluate whether the LLM framework could incorporate a LINAC-continuity objective while preserving the weekly treatment-time consistency and operational

efficiency achieved in Scenario 1.

As such, an additional scheduling objective was introduced to discourage unnecessary machine switching between consecutive treatment days. While patients remained eligible to receive treatment on multiple LINACs according to Table 1, the prompt instructed the LLM to preserve machine continuity whenever feasible. This objective was added on top of all constraints and scheduling objectives used in Scenario 1.

**Scenario 3: LINAC continuity with gap-constrained temporal relaxation.** The first two scenarios demonstrated that strong treatment-time consistency and reduced machine switching could be achieved simultaneously. However, preserving these objectives occasionally introduced substantial idle machine gaps, particularly on Fridays when no new patients are initiated. In real clinical operations, excessive idle gaps may reduce machine utilization efficiency and unnecessarily prolong clinic operating times. Therefore, the third scenario was designed to evaluate whether schedule compactness could be improved by relaxing temporal consistency only when preserving it would create excessive LINAC idle gaps.

In this setting, the prior instruction allowing treatment gaps to preserve weekly treatment-time consistency was removed. Instead, based on practical operational tolerances in our clinic, the prompt instructed the model to relax the treatment-time consistency objective based on a 20-minute threshold defined as an idle interval on an individual LINAC schedule. If preserving a patient’s weekly one-hour window would create an idle interval greater than 20 minutes, the model was allowed to relax the temporal consistency objective.

**Scenario 4: Infeasible scheduling request handling.** While the previous scenarios focused on clinically feasible scheduling conditions, real-world RT environments frequently involve unexpected requests or operational disruptions that may render a scheduling request infeasible. Robust handling of such situations is critical. Therefore, the final scenario was designed to evaluate the robustness and interpretability of the framework when confronted with intentionally infeasible scheduling requests.

The experiments were performed by intentionally modifying the simulated patient dataset to introduce infeasible requests and operational conflicts. Ten infeasible scenarios were tested, including assignment of new patients on Fridays, violation of category-specific

first-fraction start-day constraints, such as initiating Breast2 patients on non-Mondays, and cases in which the number of new patients exceeded the available first-fraction start slots across the three LINACs. Each scenario included multiple test cases with intentionally introduced infeasible scheduling requirements. These experiments were designed to test the infeasibility-detection and handling logic encoded in the reusable prompt template. Correct behavior was defined as explicit identification of the infeasible request and refusal to silently generate a schedule violating hard constraints.

Table 2 summarizes the four evaluation scenarios, the primary objective of each scenario, the added scheduling rule or test condition, and the corresponding primary metric.

Table 2: Summary of scheduling evaluation scenarios and primary evaluation metrics.

Scenario	Main objective	Added rule	Primary metric
1	Weekly time consistency	60-min soft window	Percentage of fractions within 60 min
2	LINAC continuity	Reduce unnecessary LINAC switching	Switch rate
3	Schedule compactness	Relax the weekly time window when preserving it would create LINAC idle gaps greater than 20 min	Friday gap time
4	Infeasible request handling	Test intentionally invalid scheduling requests	Correct detection and reporting of scheduling conflicts

**Evaluation** For the first three scenarios, schedule feasibility was evaluated using a deterministic rule-based validation program implemented in Python. The program explicitly checked complete patient assignment, treatment duration, fraction sequencing, absence of overlapping treatments on the same LINAC, machine eligibility, BID spacing, first-fraction start windows, anesthesia timing constraints, and overtime. The same code was also used to perform the statistical analyses of scheduling performance. In addition, randomly selected schedules and patient cases were manually reviewed as an independent spot-checking procedure. Feasibility was considered provisionally confirmed only when both deterministic validation and manual review identified no violations.

## III. Results

### III.A. Weekly Time-Consistency Baseline

Figure 2(a) shows the distribution of weekly treatment-time differences under the baseline weekly one-hour rule over the full 260-day simulation period. Among 25,137 evaluated fractions, 15,345 fractions (61.0%) had a weekly treatment-time difference of 0 minutes. Overall, 24,837 fractions (98.8%) were scheduled to satisfy the preferred 60-minute window between the earliest and latest treatment time within each week, while only 300 fractions (1.2%) exceeded this threshold.

Review of the fractions exceeding the 60 minute threshold showed that larger deviations typically occurred on days involving TBI or anesthesia patients, which impose rigid scheduling requirements, including longer treatment durations, fixed or restricted morning time slots, and limited machine availability. Thus, these deviations reflected clinically driven trade-offs rather than systematic failures.

Figure 2(b) shows that week-to-week treatment times also remained relatively stable. Among 4,333 week-to-week comparisons, 774 (17.9%) showed no change in earliest treatment time, 2,492 (57.5%) were within 30 minutes, and 4,023 (92.8%) were within 60 minutes.

Table 3 summarizes treatment gap time by weekday. Clinic-wide treatment gap time was defined as the sum of idle intervals between scheduled treatments on all LINACs, excluding idle time before the first scheduled treatment and after the final scheduled treatment on each LINAC. Gap times remained low from Monday through Thursday, with median total gaps ranging from 10.0 to 30.0 minutes. Friday gap times were larger, with a median of 150.0 minutes and a maximum of 280 minutes, consistent with the reduced workload on Fridays.

Because avoidance of overtime was treated as a soft objective rather than a hard constraint, limited overtime was allowed when required to satisfy higher-priority constraints. However, overtime was rare. Only three days within the year extended beyond 5:00 PM, and the overtime duration was limited to 5–15 minutes. All cases occurred under near-capacity workload conditions and involved BID patients receiving their second daily fraction near the end of the day.

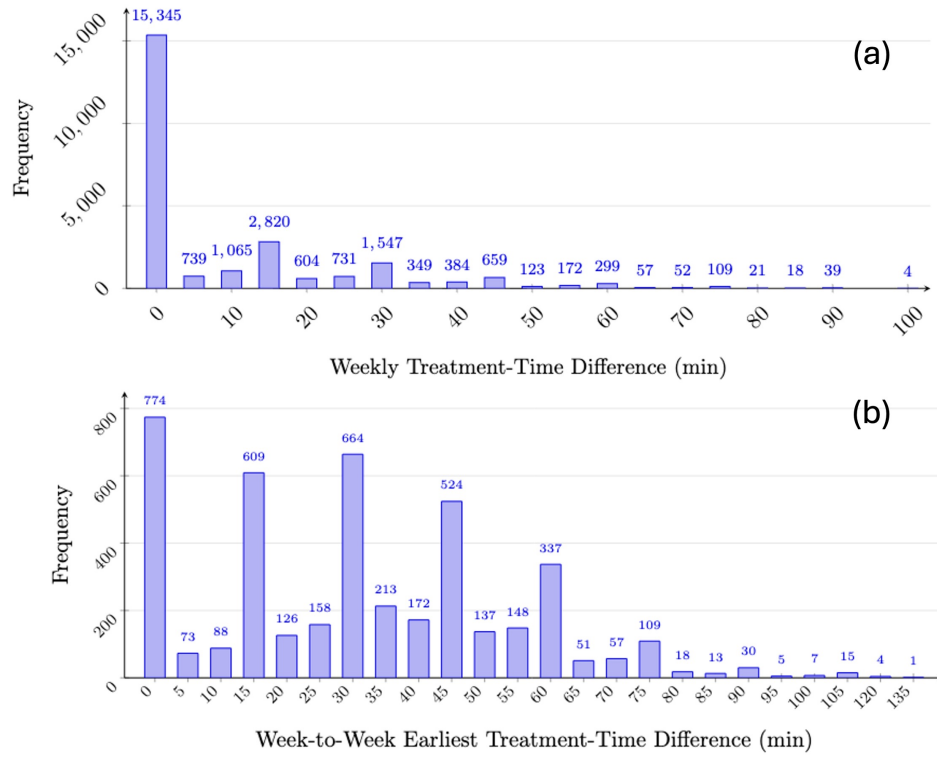


Figure 2: (a) Distribution of weekly treatment-time differences and (b) distribution of week-to-week differences in treatment times under the weekly time-consistency baseline.

Table 3: Summary of total clinic-wide treatment gap time (minutes) by weekday under the weekly time-consistency baseline.

Weekday	Minimum gap	Mean gap	Median gap	Maximum gap
Monday	5	12.0	10.0	25
Tuesday	5	44.4	30.0	165
Wednesday	5	38.8	25.0	145
Thursday	5	32.3	17.5	145
Friday	75	159.6	150.0	280

### III.B. Weekly Time Consistency with LINAC Continuity

Under the baseline weekly one-hour scenario, among 20,893 consecutive-fraction transitions eligible for switching analysis, 11,403 transitions involved a LINAC switch, corresponding to a switching rate of 54.6%. With the LINAC-continuity objective, the number of switches decreased to 2,103, corresponding to a switching rate of 10.1%.

Figure 3(a) shows that weekly treatment-time consistency remained strong. Specifically, 14,772 of 25,137 evaluated fractions (58.8%) had a weekly treatment-time difference of 0 minutes, and 24,865 fractions (98.9%) remained within 60 minutes. Compared with the baseline scenario, the distribution shifted slightly toward nonzero differences, reflecting reduced scheduling flexibility, but the one-hour target was still satisfied for nearly all fractions. Figure 3(b) shows that week-to-week consistency remained stable. The proportion of week-to-week comparisons within 60 minutes was 89.1%, compared with 92.8% in the baseline scenario.

Table 4 shows that treatment gap time increased modestly on most weekdays relative to the baseline scenario shown in Table 3. The same weekday pattern was preserved, with the largest gaps occurring on Fridays.

Table 4: Summary of total clinic-wide treatment gap time (minutes) by weekday under weekly time consistency with LINAC continuity.

Weekday	Minimum gap	Mean gap	Median gap	Maximum gap
Monday	0	11.9	10.0	25
Tuesday	5	50.1	42.5	175
Wednesday	5	45.4	35.0	155
Thursday	5	36.8	25.0	145
Friday	85	169.5	165.0	280

Overtime remained rare. Only two days extended beyond 5:00 PM, and both cases involved BID patients receiving their second daily fraction under near-capacity workload conditions.

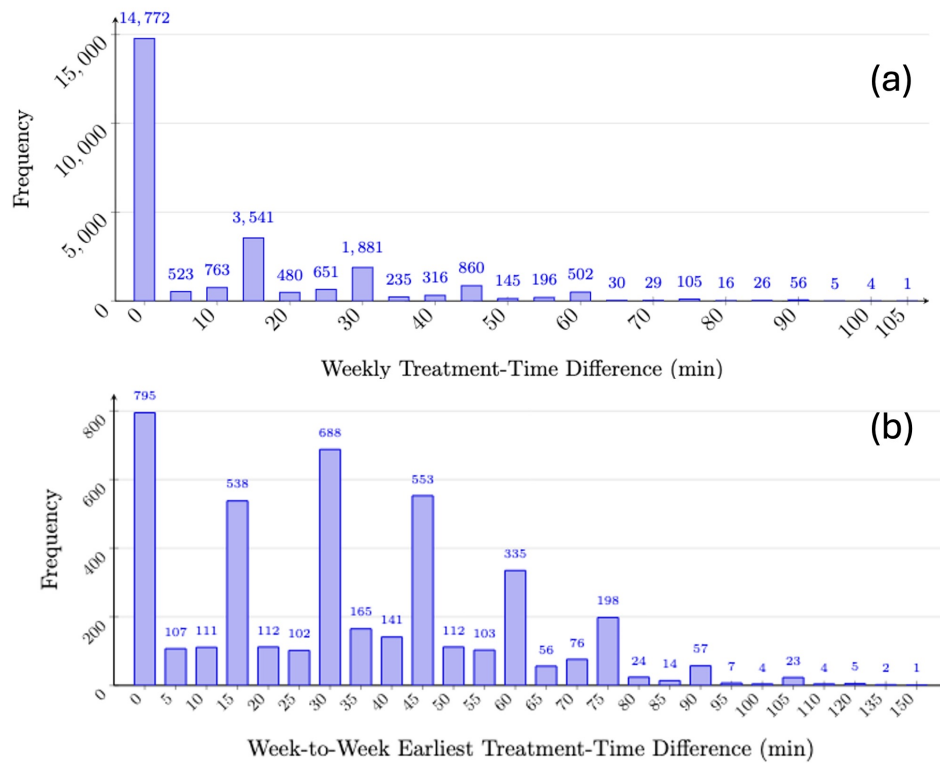


Figure 3: (a) Distribution of weekly treatment-time differences and (b) distribution of week-to-week differences in earliest treatment start times under weekly time consistency with LINAC continuity.

### III.C. LINAC Continuity with Gap-Constrained Temporal Relaxation

Under the gap-constrained temporal relaxation scenario, the machine switching rate remained low at 12.0%, compared with 10.1% in the LINAC-continuity scenario without temporal relaxation. This slight increase indicates that relaxing the weekly one-hour rule reduced treatment gaps while largely preserving machine continuity.

Comparing Tables 4 and 5, the clearest benefit was reduced Friday idle time. Monday–Thursday gap times remained broadly similar, while Friday gap times decreased substantially. The Friday mean gap decreased from 169.5 to 89.2 minutes, and the Friday median gap decreased from 165.0 to 80.0 minutes. Although the maximum Friday gap remained unchanged at 280 minutes, these results show that the typical Friday gap was substantially reduced, suggesting that the relaxation strategy improved typical Friday schedule compactness.

Table 5: Summary of total clinic-wide treatment gap time (minutes) by weekday under LINAC continuity with gap-constrained temporal relaxation.

Weekday	Minimum gap	Mean gap	Median gap	Maximum gap
Monday	0	11.8	10.0	25
Tuesday	5	49.6	42.5	170
Wednesday	5	47.8	35.0	150
Thursday	5	36.9	27.5	145
Friday	10	89.2	80.0	280

Figure 4(a) shows that weekly treatment-time consistency remained strong, although the distribution broadened slightly. In total, 13,870 of 25,137 evaluated fractions (55.2%) had a weekly treatment-time difference of 0 minutes, and 24,846 fractions (98.8%) remained within 60 minutes. The maximum weekly treatment-time difference increased to 165 minutes, indicating that the relaxation mainly affected a small number of constrained cases.

Figure 4(b) shows that week-to-week consistency was minimally affected. The proportion of week-to-week comparisons within 60 minutes was 90.1%, similar to the 89.1% observed in the LINAC-continuity scenario without temporal relaxation.

Overtime remained rare. Only three days extended beyond 5:00 PM, and all involved BID patients receiving their second daily fraction under near-capacity workload conditions.

### III.D. Summary of Performance

To summarize the LLM’s performance over the three scheduling scenarios, we present in Table 6 the main performance metrics. Across all scenarios, weekly treatment-time consistency remained high, with approximately 99% of evaluated fractions scheduled within the preferred 60-minute weekly window. Week-to-week treatment-time consistency was also preserved, with 89.1–92.8% of week-to-week earliest treatment-time comparisons remaining within 60 minutes across the three scenarios. Adding the LINAC-continuity objective substantially decreased the switching rate from 54.6% to 10.1%, with only a minimal effect on weekly treatment-time consistency. The gap-constrained temporal relaxation scenario preserved most of this reduction in machine switching while improving Friday schedule compactness, reducing the Friday mean daily gap time from 169.5 minutes to 89.2 minutes. These findings demonstrate that the prompt-based framework could incorporate additional operational priorities while maintaining overall feasibility and strong treatment-time consistency.

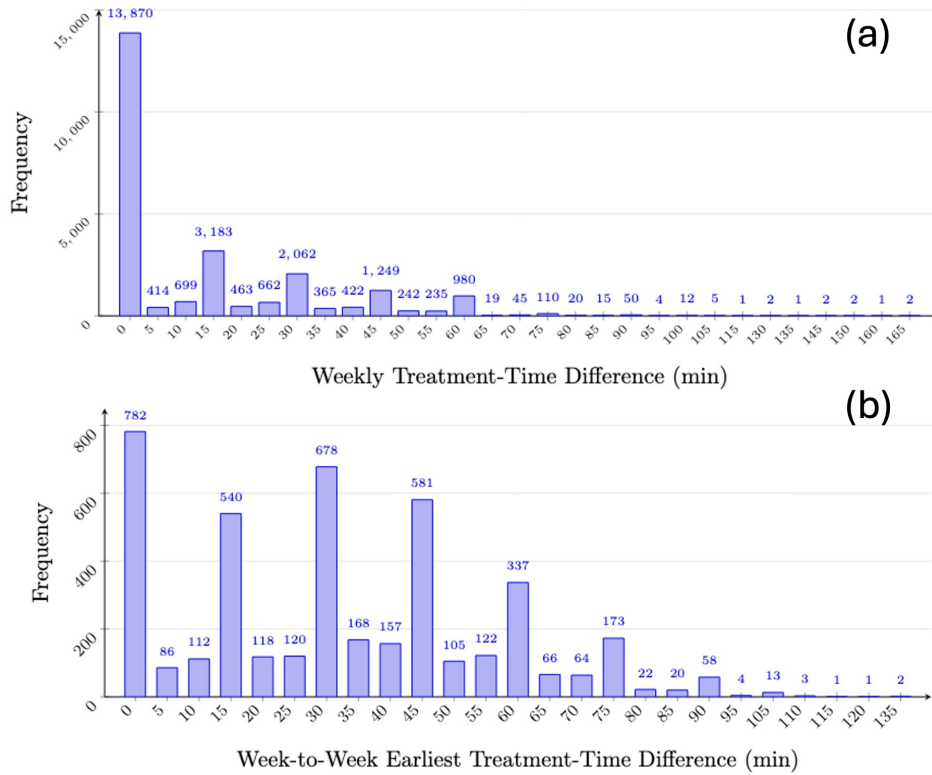


Figure 4: (a) Distribution of weekly treatment-time differences and (b) distribution of week-to-week differences in earliest treatment start times under LINAC continuity with gap-constrained temporal relaxation.

Table 6: Summary comparison of scheduling performance across the three feasible scheduling scenarios.

Metric	Weekly time-consistency baseline	+ LINAC continuity	+ gap-constrained temporal relaxation
Fractions with 0-min weekly variation	61.0%	58.8%	55.2%
Fractions within $\leq 60$ -min weekly window	98.8%	98.9%	98.8%
Week-to-week earliest time difference = 0 min	17.9%	18.3%	18.0%
Week-to-week earliest time difference $\leq 60$ min	92.8%	89.1%	90.1%
Machine switching rate	54.6%	10.1%	12.0%
Non-Friday mean daily gap time (min)	31.9	36.1	36.5
Friday mean daily gap time (min)	159.6	169.5	89.2
Overtime frequency (days)	3	2	3

### III.E. Infeasible Scheduling Request Handling

Across all ten infeasible scheduling request test scenarios, the LLM consistently identified the scheduling conflicts and responded according to the predefined infeasibility-handling instructions embedded in the reusable prompt template. The model correctly detected prohibited first-fraction start days, category-specific start-day violations, and cases in which the number of new patients exceeded the available first-fraction start slots across the three LINACs.

Rather than generating invalid schedules, the LLM explicitly identified the source of infeasibility and proposed actionable alternatives, such as moving patients to the next valid start day or requesting human review when the requested schedule conflicted with predefined rules. No cases were observed in which the model silently violated clinical or operational rules while attempting to force a feasible schedule.

These findings indicate that the proposed framework is capable not only of generating candidate treatment schedules satisfying predefined clinical and operational rules, but also of exhibiting robust and interpretable behavior when confronted with infeasible scheduling requests. This behavior is encouraging for future clinical translation, where unexpected

scheduling requests and operational disruptions are common.

## IV. Discussion

### IV.A. Rationale for Selecting the Weekly One-Hour Rule

The weekly one-hour treatment-time consistency rule was selected as a clinically practical balance between patient convenience and scheduling flexibility. Importantly, this rule was implemented as a scheduling objective rather than a hard constraint. The 60-minute window therefore served as a preferred upper bound for weekly treatment-time variation, not as the only target of the optimization process. Regardless of whether the one-hour window could be fully satisfied, the LLM was instructed to minimize each patient’s weekly treatment-time range as much as possible while preserving hard clinical constraints and operational feasibility. Thus, choosing a one-hour window did not mean that treatment times were allowed to vary freely within one hour; rather, the model still attempted to keep treatment times as consistent as possible, often producing much smaller differences.

In an exploratory sensitivity analysis, we also evaluated a stricter weekly 30-minute rule to determine whether a narrower preferred time window would further improve temporal consistency. Because this analysis was exploratory and not part of the primary scenario comparison, detailed results are not included in the main Results section. Overall, the resulting schedules were broadly similar, and the stricter rule increased the number of fractions with weekly treatment-time differences within 30 minutes. However, this improvement came with an undesirable trade-off: by forcing more cases into a narrower time window, the framework had less flexibility to accommodate competing constraints, and a small number of worst-case deviations became substantially larger, reaching approximately 200 minutes. These outlier cases likely reflect situations in which the stricter preference conflicted with hard clinical requirements or other operational objectives, such as BID spacing, first-fraction start windows, machine eligibility, anesthesia timing, avoidance of overtime, treatment gap minimization, and workload balance across LINACs.

For this reason, the weekly one-hour rule represented a more robust compromise. It preserved strong temporal consistency for the vast majority of fractions while avoiding excessive sensitivity to rare, highly constrained scheduling situations. In contrast, the 30-minute rule

improved the distribution near the target range but worsened the tail behavior, producing larger deviations in a small number of cases. Therefore, the one-hour rule appeared to be a practical “sweet spot”: sufficiently strict to promote patient-centered schedule consistency, but flexible enough to maintain feasibility and prevent extreme disruptions under complex clinical constraints.

## IV.B. Model Version Evolution and Cross-Platform Performance

This project was initiated using ChatGPT 5.2. As newer versions became available during the development process, including ChatGPT 5.3 and ChatGPT 5.4, the scheduling experiments were repeated using the updated models. The final results reported in this study are based on ChatGPT 5.4. Across the ChatGPT versions tested during development, 5.4 generally produced more stable responses. In contrast, 5.2 and 5.3 occasionally stalled for extended periods without producing a complete schedule.

In addition to ChatGPT, we also attempted to perform the study with Gemini Pro models. Gemini 3 Pro was initially tested using the same inputs. It typically generated responses more quickly than ChatGPT 5.4, but frequently failed to produce feasible schedules under the full set of constraints. These issues persisted despite iterative prompt refinement. A subsequent Gemini Pro version (3.1 Pro) was also evaluated to determine if architectural advancements improved scheduling reliability. However, this model often refrained from directly producing a complete scheduling solution. Instead, it tended to produce Python code based on heuristic or search-based methods, suggesting that the schedule be computed externally. Upon executing and testing this generated code, we found that it consistently failed to produce acceptable results when the full complexity of the clinical problem was introduced. As additional constraints and operational requirements were incorporated, such as BID spacing, machine eligibility, first-fraction time windows, temporal consistency, and workload balancing, the code often resolved a specific conflict only, yet introduced new violations elsewhere. This lack of convergence rendered the code-generation approach unsuitable for this application.

Because cross-model benchmarking was not the primary objective and was not performed under a fully controlled experimental design, these observations should be interpreted qualitatively. It is also important to note that the performance of LLMs is evolving rapidly.

Reasoning capabilities, constraint adherence, and overall reliability are advancing at a rapid pace. Consequently, the limitations observed with various models in this study should be viewed as a snapshot in time rather than a definitive assessment of the architecture’s future potential. As state-of-the-art models continue to evolve, iterative benchmarking will be essential to determine when these systems reach the threshold of consistency required for reliable AI-assisted scheduling.

#### **IV.C. Computational Considerations and Scheduling Complexity**

The RT patient scheduling problem is inherently complex, involving a large number of interdependent clinical and operational constraints. From a classical optimization perspective, this is a large-scale, combinatorial optimization problem with both temporal and resource constraints, which can make exact optimization computationally challenging depending on formulation, scale, and solver configuration. In contrast, the LLM-based framework employed in this study does not explicitly enumerate or search the full combinatorial solution space. Instead, it generates scheduling decisions through sequential reasoning guided by structured prompts that encode clinical rules and operational objectives. This approach effectively shifts the computational burden from explicit optimization to implicit reasoning learned during model pretraining and guided by prompt design.

Generating an updated treatment schedule required approximately five minutes. This runtime was measured from prompt submission to complete schedule output and did not include post hoc validation. While this runtime is longer than that of traditional heuristic optimization algorithms, it remains acceptable for clinical decision-support applications, particularly given the complexity of the scheduling task and the flexibility of the framework. Importantly, even in scenarios requiring substantial schedule adjustments, the computational time remained on the same order, indicating stable performance under varying conditions. The computational behavior of this framework differs from traditional optimization scaling. Runtime is influenced primarily by prompt length, input size, and the reasoning depth required by the model, rather than by explicit enumeration of decision variables. This characteristic distinguishes LLM-based scheduling from conventional optimization methods and suggests a different paradigm for handling large-scale, constraint-rich clinical problems.

#### IV.D. Objective Trade-offs in Multi-Objective Scheduling

RT patient scheduling is a multi-objective optimization problem, requiring simultaneous consideration of multiple competing clinical and operational goals. In this study, the scheduling framework was designed to balance several key objectives, including minimizing idle machine time, maintaining temporal consistency in patient treatment times, balancing workload across LINACs, and reducing unnecessary machine switching.

Unlike traditional optimization approaches that explicitly define a weighted objective function, the proposed LLM-based framework implicitly balances multiple objectives through structured prompt design. Scheduling priorities, such as minimizing gaps, preserving prior assignments, and maintaining balanced workloads, are encoded as guiding principles rather than rigid constraints. As a result, the model can generate schedules that reflect these trade-offs while satisfying predefined feasibility criteria without requiring manually tuned numerical objective weights. This was reflected in the scenario comparisons: adding the LINAC-continuity objective reduced switching from 54.6% to 10.1% but slightly increased weekday gap time, whereas gap-constrained temporal relaxation reduced Friday mean gap time at the cost of a modest increase in switching rate. This flexibility is particularly advantageous in real-world settings, where the relative importance of competing objectives may vary across institutions, clinicians, and operational conditions.

#### IV.E. Scalability and Multi-Institution Applicability

An important potential advantage of the proposed LLM-based framework is its adaptability to diverse clinical environments. Unlike traditional optimization approaches that require explicit reformulation when system parameters or constraints change, the present method encodes scheduling logic through structured natural language prompts. As a result, modifications such as changes in the number of treatment machines, clinic operating hours, patient mix, or institution-specific policies can be incorporated through prompt adjustments without redesigning the underlying framework. This flexibility suggests that the approach may be extendable to larger clinical settings or adaptable across institutions. Furthermore, the separation between reusable prompt templates and instance-specific inputs enables consistent deployment while preserving the ability to tailor scheduling behavior to local practice

patterns. Although this study was conducted in a single simulated clinical environment, these characteristics indicate potential for future evaluation in larger and multi-institutional settings, which will be an important direction for future validation using real-world clinical data.

#### **IV.F. Limitations and Future Work**

This study has several limitations. First, all evaluations were performed in a simulated clinical environment rather than within a prospective clinical deployment. Although the simulation framework was designed to reflect relatively realistic operational conditions, real clinical environments contain additional complexities that may not be fully captured in the current study. These include unexpected workflow disruptions, patient-specific clinical considerations, staffing variations, emergency add-on cases, and institutional operational preferences. Meanwhile, the scheduling framework was developed based primarily on workflows and operational constraints representative of a single institutional setting. While the prompt-based design enables relatively straightforward adaptation to different clinics, treatment platforms, and operational policies, the current results may not fully generalize to institutions with substantially different scheduling practices, resource availability, or patient populations. The study also did not compare LLM-generated schedules with schedules produced by experienced human schedulers, which limits conclusions about practical workflow improvement.

Our immediate next step involves the clinical translation of this framework through our secure, institutionally-hosted AI platform. This private environment ensures that all scheduling data remains within the institutional firewall, addressing the critical barriers of patient privacy and data security that typically preclude the use of public LLMs. We are currently developing a dedicated user interface designed to bridge the gap between the LLM backend and the clinical workflow. This pilot implementation would allow evaluation of usability, safety, scheduler acceptance, and operational impact under human supervision.

Second, this work focused on demonstrating feasibility of LLM-based scheduling rather than direct comparison against conventional optimization-based scheduling approaches. As a result, no formal benchmarking was performed against mathematical optimization, heuristic scheduling, or operations research methods with respect to optimality, computational effi-

ciency, or robustness. The underlying task in this study can be mathematically formalized as a mixed-integer programming (MIP) optimization problem. Our future research will conduct a systematic comparison between this LLM-based framework and conventional optimization approaches. By solving the RT scheduling problem using state-of-the-art MIP solvers, we can quantitatively evaluate LLM performance against rigorous benchmarks, including optimality gaps, resource utilization, and patient waiting times across identical problem instances. This comparison will clarify the fundamental trade-offs between the two paradigms. While optimization methods provide guaranteed optimality within well-defined formulations, LLMs may offer a flexible interface for interpreting complex, evolving, and non-standard clinical constraints expressed in natural language. Ultimately, this work may pave the way for hybrid strategies: using optimization solvers to establish high-quality baseline schedules, while leveraging LLMs for real-time, adaptive refinements in response to dynamic clinical events.

Another important limitation is the stochastic nature of modern LLMs. Although the framework consistently generated clinically feasible schedules under the tested scenarios, LLM outputs may vary across repeated executions depending on model version, inference settings, and prompt context. The reproducibility and stability of generated schedules therefore require further investigation prior to clinical deployment, particularly in safety-critical clinical environments. Future studies should quantify run-to-run variability by repeating each scheduling instance multiple times under fixed model settings and evaluating the distribution of feasibility violations and objective metrics.

Finally, although the framework demonstrated the ability to identify infeasible scheduling requests and generate interpretable corrective suggestions, the current study did not evaluate human factors, user trust, workflow integration, or safety governance considerations associated with real-world clinical adoption. Clinical implementation will likely require human-in-the-loop review, formal validation procedures, auditing mechanisms, and institutional oversight to ensure safe and reliable deployment. Future research should also investigate the development of specialized interfaces that facilitate human-in-the-loop oversight, a critical component for clinical adoption of AI techniques<sup>28,29</sup>. Although LLMs may reduce the manual burden of schedule generation, clinical scheduling will require expert review before implementation. Human schedulers account for contextual factors that may not be fully represented in structured prompts, including patient preferences, staffing constraints, machine maintenance, and last-minute clinical changes. Future work should evaluate inter-

active workflows in which a human scheduler can identify conflicts, request targeted schedule revisions, and approve the final schedule. By bridging the gap between raw LLM output and clinical intuition, future iterations can move toward a collaborative scheduling model that maximizes both computational speed and human expertise.

## V. Conclusion

This study demonstrates the feasibility of using an LLM to generate candidate RT treatment schedules under complex clinical and operational constraints. In a realistic simulated three-LINAC environment, the framework produced schedules that satisfied predefined feasibility rules across multiple scenarios, including a weekly time-consistency baseline, LINAC continuity, gap-constrained temporal relaxation, and infeasible scheduling request handling. These findings suggest that structured natural-language prompting may provide a flexible approach for AI-assisted scheduling and operational decision support in RT. Future work should focus on independent prospective validation, benchmarking against conventional optimization and human scheduling workflows, clinical evaluation, and human-in-the-loop deployment.

# A Appendix

## A.1 Reusable Prompt Template

A fixed reusable prompt template was developed to provide the LLM with a structured and consistent understanding of the RT scheduling problem. This template is supplied at the beginning of every scheduling task and remains unchanged across all scheduling tasks. A representative reusable prompt template is shown below:

- **Clinical context:** The system consists of three LINACs operating on a Monday–Friday schedule with fixed treatment hours. Patients must complete all prescribed fractions on consecutive weekdays once treatment has started.
- **Core scheduling rules:**
  - All patients (existing and new) must be scheduled if feasible.
  - Treatments must not overlap on the same LINAC.
  - Treatment durations must match category-specific requirements (Table 1).
  - Patients must be assigned only to eligible LINACs.
- **Feasibility and handling of infeasible inputs:**
  - A scheduling request is considered *feasible* only if all clinical and operational constraints can be satisfied.
  - Examples of *infeasible inputs* include:
    - \* New patients assigned on days that do not allow first-fraction initiation (e.g., Friday).
    - \* Category-specific restrictions (e.g., Breast2 patients requiring Monday start but assigned to a non-Monday day).
    - \* Insufficient capacity to schedule all new patients within the assigned day or required time slots.
- If infeasible inputs are detected, you must:
  - Identify and clearly report all infeasible cases.

- Propose possible solutions (e.g., move to the next valid start day, request human review, or document that scheduling would require overriding a specified rule.)
  - Request confirmation before scheduling.
  - **Special constraints:**
    - New patients must be scheduled within designated first-fraction time windows.
    - BID patients require two fractions per day with at least 6 hours separation.
    - Anesthesia1 patients:
      - \* Thursday: 9:00 AM
      - \* Other weekdays: 8:00 AM
    - Anesthesia2 patients must be scheduled before 12:00 PM.
  - **Scheduling objectives:**
    - Minimize idle machine time and unnecessary gaps.
    - Balance workload across all LINACs so that completion times are similar.
    - Preserve previously assigned schedules when possible.
  - **Input data:** You will receive Table 1, and patient data (existing and new patients with their attributes and prior assignments).
  - **Output requirements:**
    - Generate two complementary outputs:
      - \* **(1) Daily machine schedule:** For required days for scheduling, provide a complete schedule of assigned treatments for each LINAC, including:
        - Patient ID
        - Category
        - Start time and end time
        - New versus existing patient status
        - Remaining fractions (if applicable)
- The schedule must be chronologically ordered.

- \* **(2) Patient-level schedule:** For each patient, provide a complete treatment schedule across all days, including:
  - Patient ID
  - Category
  - Treatment day
  - Start time and end time for each fraction
  - LINAC assignment
  - LINAC switched or not compared to the previous day
- **Overtime reporting:** Identify and report any instances of overtime, defined as treatments scheduled beyond standard operating hours (after 5:00 PM). For each occurrence, specify:
  - \* Day
  - \* LINAC
  - \* Time interval
  - \* Affected patient(s)

## A.2 Instance-Specific Scheduling Prompt for Weekly One-Hour Rule

The following prompt illustrates the instance-specific scheduling input used for the weekly one-hour treatment-time consistency scenario. This is an example of how to create a schedule for Day 8 and the following days.

- Day 8 is the first day to be re-scheduled.
- Day 32 represents the final day on which all previously existing patients complete their treatment courses.
- Day 1–7 schedules are finalized and must not be changed.
- Day 8–32 include existing patients carried over from Day 7, along with their previously assigned treatment slots. No new patients are included in this portion of the schedule.

In addition, a separate list of 6 new patients is provided. Each new patient includes a predefined treatment category, which determines the corresponding scheduling requirements (e.g., treatment duration, number of fractions, machine eligibility, and special constraints as defined in Table 1).

In this scenario, the scheduling task also includes a weekly one-hour treatment-time consistency objective. For each patient receiving multi-fraction treatment, treatment start times within the same Monday–Friday treatment week should be kept as consistent as possible. Ideally, after excluding the first fraction treatment day, the difference between the earliest and latest treatment start times for each patient within the same week should be no more than 60 minutes.

The first-fraction treatment day should not be used when calculating the weekly one-hour treatment-time range. This weekly one-hour rule is a soft scheduling objective rather than a hard clinical constraint. If the rule conflicts with hard clinical constraints, such as BID six-hour separation, machine eligibility, first-fraction start slots, or anesthesia timing requirements, the hard clinical constraints must take priority. If satisfying the weekly one-hour rule would require treatment after 5:00 PM, the one-hour rule may also be relaxed to avoid overtime.

**Task:**

- Add the 6 new patients to Day 8.
- Re-schedule starting from Day 8 onward using the reusable prompt template and the additional weekly one-hour rule described above.
- Preserve Day 1–7 schedules without modification.
- Generate schedules from Day 8 until all existing and new patients complete their prescribed fractions.
- For BID patients, evaluate the weekly one-hour rule separately for the first daily fraction and the second daily fraction.

**Objectives:**

- Satisfy all hard clinical and operational constraints.

- Schedule all feasible existing and new patients.
- Avoid treatment after 5:00 PM whenever possible.
- Maintain weekly one-hour treatment-time consistency whenever feasible.
- Even when the 60-minute window can be satisfied, minimize each patient’s weekly treatment-time range whenever possible.
- If the one-hour window cannot be fully satisfied, keep the weekly treatment-time range as small as possible.
- Allow treatment gaps when needed to improve weekly treatment-time consistency, especially on Fridays when no new patients are started.
- Minimize idle machine time and avoid unnecessary gaps.
- Balance workload across LINACs so that completion times are similar.
- As a low-priority objective, minimize week-to-week treatment-time changes for patients whose treatment courses extend across multiple weeks.

**Output requirement:** In addition to the schedule output format described in the Reusable Prompt Template, please include a weekly time-difference value for each scheduled treatment. This value should be calculated as the difference, in minutes, between the patient’s treatment start time on that day and that patient’s earliest eligible treatment start time within the same Monday–Friday week. First treatment day should not be used to determine the earliest weekly treatment time. For BID patients, calculate this value separately for the first daily fraction and the second daily fraction.

## References

- <sup>1</sup> T. Kapamara, K. Sheibani, O. C. Haas, C. R. Reeves, and D. Petrovic, A review of scheduling problems in radiotherapy, in *Proceedings of the Eighteenth International Conference on Systems Engineering (ICSE2006)*, Coventry University, UK, pages 201–207, 2006.

- <sup>2</sup> M. Roumeliotis, K. Thind, H. Morrison, B. Burke, K. Martell, L. van Dyke, L. Barbera, and S. Quirk, The impact of advancing the standard of care in radiotherapy on operational treatment resources, *Journal of applied clinical medical physics* **25**, e14363 (2024).
  - <sup>3</sup> J.-J. Sonke, M. Aznar, and C. Rasch, Adaptive radiotherapy for anatomical changes, in *Seminars in radiation oncology*, volume 29, pages 245–257, Elsevier, 2019.
  - <sup>4</sup> N. Li et al., Automatic treatment plan re-optimization for adaptive radiotherapy guided with the initial plan DVHs, *Physics in medicine and biology* **58**, 8725–8738 (2013).
  - <sup>5</sup> B. Vieira, E. W. Hans, C. van Vliet-Vroegindeweij, J. B. van de Kamer, and W. H. van Harten, Operations research for resource planning and use in radiotherapy: a literature review, *BMC Medical Informatics and Decision Making* **16**, 149 (2016).
  - <sup>6</sup> D. Conforti, F. Guerriero, and R. Guido, Non-block scheduling with priority for radiotherapy treatments, *European Journal of Operational Research* **201**, 289–296 (2010).
  - <sup>7</sup> S. Frimodig, P. Enqvist, M. Carlsson, and C. Mercier, Comparing optimization methods for radiation therapy patient scheduling using different objectives, *Operations Research Forum* **4**, 1–38 (2023).
  - <sup>8</sup> S. Frimodig, P. Enqvist, J. Kronqvist, C. Mercier, and G. De Kerf, Radiation therapy patient scheduling using a column generation approach: an algorithmic framework and a single-institution study, *Annals of Operations Research* **348**, 2869–2915 (2026).
  - <sup>9</sup> B. Vieira, D. Demirtas, J. B. van de Kamer, E. W. Hans, L.-M. Rousseau, N. Lahrichi, and W. H. van Harten, Radiotherapy treatment scheduling considering time window preferences, *Health Care Management Science* **23**, 520–534 (2020).
  - <sup>10</sup> B. Vieira, D. Demirtas, J. B. van de Kamer, E. W. Hans, W. Jongste, and W. van Harten, Radiotherapy treatment scheduling: implementing operations research into clinical practice, *PLoS ONE* **16**, e0247428 (2021).
  - <sup>11</sup> A. Legrain, M.-A. Fortin, N. Lahrichi, and L.-M. Rousseau, Online stochastic optimization of radiotherapy patient scheduling, *Health Care Management Science* **18**, 110–123 (2015).
-

- <sup>12</sup> Y. Gocgun, Simulation-based approximate policy iteration for dynamic patient scheduling for radiation therapy, *Health Care Management Science* **21**, 317–325 (2018).
- <sup>13</sup> B. Vieira, D. Demirtas, J. B. van de Kamer, E. W. Hans, and W. van Harten, Improving workflow control in radiotherapy using discrete-event simulation, *BMC Medical Informatics and Decision Making* **19**, 199 (2019).
- <sup>14</sup> D. Bentayeb, N. Lahrichi, and L.-M. Rousseau, Patient scheduling based on a service-time prediction model: a data-driven study for a radiotherapy center, *Health Care Management Science* **22**, 768–782 (2019).
- <sup>15</sup> L. Xie, D. Xu, K. He, and X. Tian, Machine learning-based radiotherapy time prediction and treatment scheduling management, *Journal of Applied Clinical Medical Physics* **24**, e14076 (2023).
- <sup>16</sup> T.-S. Pham, A. Legrain, P. De Causmaecker, and L.-M. Rousseau, A Prediction-Based Approach for Online Dynamic Appointment Scheduling: A Case Study in Radiotherapy Treatment, *INFORMS Journal on Computing* **35**, 844–868 (2023).
- <sup>17</sup> S. Khalfi, T. Malih, E. M. Abiza, E. M. Sadiki, N. Chenfour, Y. Aghlallou, W. Hassani, F. Farhane, Z. Alami, and T. Bouhafa, AI-driven radiotherapy appointment optimization: A lean management approach, *Oncology and Radiotherapy* **19**, 001–006 (2025).
- <sup>18</sup> C. Shen, D. Nguyen, Z. Zhou, S. B. Jiang, B. Dong, and X. Jia, An introduction to deep learning in medical physics advantages, potential, and challenges, *Physics in Medicine and Biology* **65**, 05TR01 (2020).
- <sup>19</sup> H. Shan, X. Jia, P. Yan, Y. Li, H. Paganetti, and G. Wang, Synergizing medical imaging and radiotherapy with deep learning, *Machine Learning: Science and Technology* **1**, 021001 (2020).
- <sup>20</sup> D. Nguyen, M.-H. Lin, D. Sher, W. Lu, X. Jia, and S. Jiang, Advances in automated treatment planning, in *Seminars in radiation oncology*, volume 32, pages 343–350, Elsevier, 2022.
- <sup>21</sup> P. Rajendran, Y. Yang, T. R. Niedermayr, M. Gensheimer, B. Beadle, Q.-T. Le, L. Xing, and X. Dai, Large language model-augmented learning for auto-delineation of treatment

- targets in head-and-neck cancer radiotherapy, *Radiotherapy and Oncology* **205**, 110740 (2025).
- <sup>22</sup> A. Yalamanchili, B. Sengupta, J. Song, S. Lim, T. O. Thomas, B. B. Mittal, M. E. Abazeed, and P. T. Teo, Quality of large language model responses to radiation oncology patient care questions, *JAMA network open* **7**, e244630 (2024).
- <sup>23</sup> J. Holmes, L. Zhang, Y. Ding, H. Feng, Z. Liu, T. Liu, W. W. Wong, S. A. Vora, J. B. Ashman, and W. Liu, Benchmarking a foundation large language model on its ability to relabel structure names in accordance with the american association of physicists in medicine task group-263 report, *Practical Radiation Oncology* **14**, e515–e521 (2024).
- <sup>24</sup> A. Jafar, A. Qin, G. Atkins, X. Hu, Y. Gao, and X. Jia, Human-like AI-based Auto-Field-in-Field Whole-Brain Radiotherapy Treatment Planning With Conversation Large Language Model Feedback, *arXiv preprint arXiv:2601.00685* (2026).
- <sup>25</sup> Y. Hao et al., Personalizing prostate cancer education for patients using an EHR-Integrated LLM agent, *NPJ Digital Medicine* **8**, 770 (2025).
- <sup>26</sup> S. Tripathi, R. Sukumaran, and T. S. Cook, Efficient healthcare with large language models: optimizing clinical workflow and enhancing patient care, *Journal of the American Medical Informatics Association* **31**, 1436–1440 (2024).
- <sup>27</sup> J. Zhu and J. Wu, MedicalOS: An LLM Agent based Operating System for Digital Healthcare, *arXiv preprint arXiv:2509.11507* (2025).
- <sup>28</sup> A. Jafar and X. Jia, Towards human-centric intelligent treatment planning for radiation therapy, *npj Digital Medicine* (2026).
- <sup>29</sup> D. Daye et al., Implementation of clinical artificial intelligence in radiology: who decides and how?, *Radiology* **305**, 555–563 (2022).
-