

Linking Extreme Discourse to Structural Polarization in Signed Interaction Networks

Zhijin Guo¹ Li Zhang² Tyler Bonnet^{1,3} Janet B. Pierrehumbert¹ Xiaowen Dong¹
¹University of Oxford ²University College London ³Imperial College London
zhijin.guo@eng.ox.ac.uk

Abstract

Polarization in online communities is often studied through either language or interaction structure, but the two views are rarely connected in a unified measurement pipeline. Prior work links them by building interaction graphs from human judgments of agreement and disagreement, leaving a gap between language as observed text and structure as an engineered representation of that text. We address this gap with a language-grounded signed-network pipeline that derives continuous signed edge weights from LLM stance scores and quantifies structural polarization using two complementary measures: a spectral Eigen-Sign score and a partition-based frustration score. After normalization, the two measures show substantial agreement while retaining important differences in their sensitivity to edge magnitude. Applying the framework to Reddit Brexit discussions, we analyze how window-level discourse signals, including toxicity, extreme scalar claims, and perplexity, relate to temporal variation in structural polarization. Edge-level and ablation analyses show that continuous, confidence-weighted signed edges reveal intensity-sensitive patterns that are muted under sign-only representations. We further report an exploratory one-step-ahead forecasting analysis suggesting that lagged language signals may contain information about future polarization beyond structural persistence. Together, the results demonstrate how discourse and signed-network structure can be connected in a single framework for measuring and interpreting polarization dynamics over time.

1 Introduction

Polarization in online communities matters because it reshapes collective behavior: it hardens group boundaries, encourages echo chambers, and can accelerate the spread of low-quality or misleading information (Bakshy et al., 2015; Cinelli et al., 2021; Vosoughi et al., 2018). Recent work also

shows that polarization is not only structural but can be affective and tightly coupled to information diffusion dynamics (Lerman et al., 2024). Yet empirical studies often split along a methodological divide: language-based analyses focus on what people say, while network-based analyses focus on who interacts with whom. In most network pipelines, edges simply encode communication events (e.g., posts and replies) or are weighted by automatic text-based similarity measures (e.g., cosine or Jaccard similarity). By contrast, constructing *signed* interaction graphs in which edge signs reflect (dis)agreement requires additional discourse interpretation and has only recently been supported at scale by resources such as DEBAGREEMENT (Pougué-Biyong et al., 2021); accordingly, language-grounded signed-network polarization analysis is an emerging but still comparatively underexplored direction.

This creates a fundamental mismatch between how discourse is observed and how structure is modeled (Durrheim and Schuld, 2025). Conversation logs provide text, whereas structural accounts of polarization are framed in terms of signed relations that encode agreement and disagreement between users, rooted in structural balance theory (Cartwright and Harary, 1956) and modern signed-network modeling (Huang et al., 2022). In practice, however, signed ties are rarely derived directly and systematically from the language they are meant to represent: network pipelines often ignore sign by treating edges as unsigned or collapsing interactions into binary links, while Natural Language Processing (NLP) pipelines reduce discourse to coarse sentiment or topical similarity. Three concrete limitations follow from this gap. Even when signed ties *are* derived from language, they are typically reduced to hard binary labels, which discard model uncertainty: a stance prediction made with 0.55 confidence is treated identically to one made with 0.99 confidence. Because spectral and

partition-based polarization measures are highly sensitive to edge signs, this discretization injects label noise directly into the structural estimate, with low-confidence ties contributing as much weight as unambiguous ones. As a result, it remains difficult to determine whether linguistic shifts merely accompany polarization or provide early signals of emerging fragmentation.

In this paper, we examine how structural polarization in signed interaction networks relates to language usage. We introduce a language-grounded signed-network pipeline that converts conversational exchanges into confidence-weighted agreement and disagreement ties, then measures temporal polarization using normalized signed-graph objectives. This design lets us use language in two complementary ways: first, as the basis for constructing the signed network itself, and second, as a set of interpretable window-level signals that can be related to the resulting structural polarization series. In a case study of Reddit Brexit discussions, we analyze how toxicity, extreme scalar claims, and perplexity co-vary with polarization over time, and we use edge-level ablations to examine when continuous signed weights reveal patterns that are muted under sign-only representations. We also conduct a small exploratory one-step-ahead prediction test to assess whether lagged language signals contain information about future polarization beyond structural persistence.

To obtain robust structural polarization estimates, we adapt prior signed-graph methods into a consistent, comparable pipeline with appropriate normalization across time windows and settings. We quantify polarization using Eigen-Sign (Bonchi et al., 2019), which directly optimizes a spectral coherence objective and can be rounded to a graph partition for analysis, and a frustration-based approach (Doreian and Mrvar, 2009), which explicitly finds a graph partition and then measures sign consistency. Two practical issues arise on temporal sequences of windowed graphs: the two scores live on different scales, and raw values drift with graph size and density. We address both with a normalization strategy that factors out interaction volume, so that scores are more comparable across windows (Section 4.2). We validate the structural components of the pipeline on synthetic benchmarks and real discussion networks, comparing inferred partitions across methods (Section 5.1). We then use the resulting polarization series to study the relationship between structural polarization and discourse-level

signals in the Reddit Brexit case study, including contemporaneous association, edge-level analysis, and exploratory lagged prediction (Section 6).

Contributions. The main contributions of our paper are as follows:

- **Language-grounded signed networks (Section 4.2):** We convert exchanges into confidence-weighted signed ties, linking discourse directly to the agreement and disagreement structure on which polarization is measured.
- **Comparable structural polarization (Section 5):** We place Eigen-Sign (Bonchi et al., 2019) and frustration-based scores (Doreian and Mrvar, 2009) in a common temporal pipeline, normalize them across windows, and validate agreement and divergence on synthetic and real conversational networks.
- **Discourse mechanisms behind polarization scores (Section 6.2):** We first connect extreme language to edge-level signed structure by classifying extreme-discourse edges as partition-reinforcing or partition-blurring. Targeted ablations show that high-magnitude blurring edges help explain why extreme discourse can coincide with lower signed-network consistency.
- **Temporal language–polarization dynamics (Sections 6.1 and 6.3):** Building on this mechanism, we relate monthly discourse signals, including toxicity, extreme scalar claims, and perplexity, to structural polarization in Reddit Brexit discussions, and report exploratory evidence that lagged language features add predictive information beyond structural persistence.

2 Related work

We situate our approach by reviewing prior work on network polarization measures, discourse-based NLP signals, and methods that connect text to graph structure.

2.1 Polarization in social networks

Polarization describes the emergence of antagonistic camps with dense within-group ties and weak or negative cross-group ties, often reflected in structural separation and bimodal opinion patterns rather than only increased extremism (Santos et al., 2021; RÁCZ and Rigobon, 2023). Online polarization is closely tied to echo chambers, where selective exposure and homophilic interaction reinforce views

(Cinelli et al., 2021). Cross-platform studies find strong clustering on Facebook and Twitter, while Reddit can exhibit more cross-cutting interaction depending on community structure (Cinelli et al., 2021; Avasle et al., 2024).

To quantify polarization, prior work builds interaction graphs, partitions them into sides, and measures separation using controversy scores based on random walks or cut-style statistics (Garimella et al., 2018). These structural metrics often outperform content-only approaches and enable comparisons across topics and time (Garimella et al., 2018; Avasle et al., 2024). Signed-network methods make polarity explicit, and spectral approaches such as Eigen-Sign and SPONGE recover communities by exploiting positive and negative ties (Bonchi et al., 2019; Cucuringu et al., 2019). However, most of this literature treats language as external to the structural measurement, leaving open how discourse relates to structural polarization and whether linguistic signals anticipate fragmentation.

2.2 NLP signals in social media discourse

NLP is widely used to characterize opinions and behavior in social media, including work that combines text analysis with network perspectives (Bail, 2016; Guo et al., 2024). Classic subjectivity and sentiment pipelines aim to separate private states from factual content and estimate polarity (Montoyo et al., 2012; Cambria et al., 2017), with lexicon-based tools such as LIWC used to quantify affect (Boyd et al., 2022) and large-scale studies of emotional effects online (Kramer et al., 2014). These approaches can be brittle, motivating learned models that better capture online language variation (Pang et al., 2002).

Beyond sentiment, toxicity detection targets hostile or disrespectful language, including implicit toxicity (Gevers et al., 2022; Wen et al., 2023), while also raising concerns about bias in moderation models (Lee et al., 2024). Predictability-based metrics such as perplexity provide a complementary lens on discourse regularity, and related entropy measures capture alignment between text segments (Rosen and Dale, 2025). Extreme scalar claims and hyperbole are also important for polarization and misinformation contexts (Kao et al., 2014; Troiano et al., 2018), connecting to fact-checking pipelines that decompose claims for verification (Thorne et al., 2018). In our paper, these language signals are studied in direct relation to structural polarization measured on signed interac-

tion graphs.

2.3 Connecting text and graph structure

Recent surveys summarize three main directions for combining language models and graph learning: using Large Language Models (LLMs) to support Graph Neural Networks (GNNs), using graphs to support LLM reasoning, and aligning graph and text representations (Li et al., 2024). Examples include prompting or fine-tuning language encoders to produce graph-relevant embeddings (He et al., 2023; Chien et al., 2021), dynamic and serialized graph reasoning with LLMs (Guo et al., 2023; Zhang et al., 2024), and representation alignment methods (Edwards et al., 2021; Zhao et al.). Social-media applications also combine structure and text to analyze disagreement, for instance in climate discourse (Su and Pierrehumbert, 2024).

Our focus differs from architecture fusion for a single downstream predictor. Instead, we treat language as both (i) a source of interaction-level polarity used to construct signed ties, and (ii) a set of interpretable signals whose temporal behavior can explain and predict structural polarization. This positions our paper as an empirical bridge between discourse and signed-network polarization, complementing existing graph-text integration work.

3 Problem formulation

Temporal setting and notation. We consider a sequence of time windows indexed by $t \in \{1, \dots, T\}$, for example months. Each window t yields a signed interaction graph G_t and a scalar structural polarization score P_t . In later sections, we relate P_t to language signals computed from the same window and test whether lagged language signals improve prediction of future polarization. The framework is evaluated in two settings: (i) **synthetic benchmarks**, where signed networks are generated under controlled conditions, and (ii) **real conversational data**, where signed networks are constructed from discussion logs using a windowed pipeline.

Appendix A provides fabricated examples of agreement, disagreement, and neutral comment-reply pairs of the kind scored by the stance model.

Three tasks. The rest of the paper addresses three tasks on the windowed data. **Task 1 (structural polarization over time):** compute a scalar score P_t per window that reflects the degree of

division into antagonistic camps, using a partition-and-separation approach developed in Section 4.2.

Task 2 (association): test whether P_t correlates with a window-level language vector $X_t \in \mathbb{R}^d$ computed from the same conversational content, capturing interpretable signals such as toxicity, extreme scalar claims, and perplexity. **Task 3 (prediction):** test whether lagged language signals X_{t-1} improve one-step-ahead forecasting of P_t beyond a structure-only baseline that uses only P_{t-1} .

4 Method

4.1 Workflow overview

Figure 1 summarizes the pipeline: conversation logs are segmented into time windows, converted into signed interaction networks, scored for structural polarization, and paired with window-level language signals for association, edge-level, and exploratory prediction analyses.

4.2 Structural polarization

This subsection describes how conversational interactions within each time window are converted into a signed graph and how structural polarization is quantified from that graph. We first define the windowed signed interaction graph, then introduce two representations of signed ties (discrete and continuous), and finally present two complementary polarization measures computed from the resulting signed adjacency.

4.2.1 Windowed signed interaction graphs.

For each window t , we construct an undirected signed graph $G_t = (V_t, E_t, s_t)$, where V_t is the set of active users, $E_t \subseteq V_t \times V_t$ is the set of interacting user pairs, and $s_t : E_t \rightarrow [-1, 1]$ assigns an aggregated signed weight to each user pair within the window. We consider two representations of these signed ties. In the **discrete** setting, each interaction edge is labeled as $-1/0/+1$ for disagreement, neutrality, or agreement. In the **continuous** setting, these labels are replaced with real-valued weights in $[-1, 1]$ that reflect both stance direction and confidence, yielding a fine-grained signed network.

Stance scoring via LoRA-adapted LLM. To obtain continuous edge weights, we LoRA-adapt a pretrained language model¹ to a verbalized three-class stance task over $\{\text{disagree, neutral, agree}\}$.

¹We used meta-llama/Llama-3.2-1B.

Given class probabilities, we define $w = (p_{\text{agree}} - p_{\text{disagree}})(1 - p_{\text{neutral}}) \in [-1, 1]$. The first factor encodes stance direction and decisiveness; the second shrinks neutral or uncertain exchanges toward zero. Thus a weak agreement prediction does not receive the same structural weight as an unambiguous one, and ambiguous mixed-stance exchanges contribute less to downstream polarization scores. Training details and a visualization of the weighting surface are given in Appendix I.

4.2.2 Polarization measures.

We quantify polarization in each time window t from the signed adjacency matrix $A^{(t)}$ using two complementary structural measures: Eigen-Sign (Bonchi et al., 2019) and a frustration-based measure (Doreian and Mrvar, 2009). These measures differ in how they are computed. Eigen-Sign directly scores global structural alignment via a spectral objective, while the frustration-based score follows an explicit two-step procedure that first finds a partition and then measures its consistency with edge signs. For fair comparison across windows with different levels, we apply normalization so that scores reflect structure rather than volume.

Normalized Eigen-Sign. Let $x \in \mathbb{R}^{|V_t|}$ denote a vector that assigns a real-valued score to each node, interpreted as a soft camp assignment whose sign indicates group membership and whose magnitude reflects the strength of that assignment. Because $A^{(t)}$ is a signed adjacency matrix with both positive and negative edge weights, the Rayleigh quotient $R(x) = \frac{x^\top A^{(t)} x}{x^\top x}$ is large when positive edges tend to connect nodes with the same sign in x and negative edges tend to connect nodes with opposite signs. The Eigen-Sign score is obtained by optimizing this objective through a spectral relaxation (leading eigenvector of $A^{(t)}$), and can optionally be rounded to yield a binary partition for analysis in later sections. Because $R(x)$ scales with overall interaction magnitude, we normalize by the total absolute edge weight in the window, $W_t = \sum_{(i,j) \in E_t} |A_{ij}^{(t)}|$, and report $P_t^{\text{eig}} = \frac{x^\top A^{(t)} x}{(x^\top x) W_t}$ so the score is comparable across time windows.

Frustration-based polarization (flipped). Frustration treats polarization as the extent to which a graph admits a near-consistent two-camp signing. It proceeds in two steps. First, we search

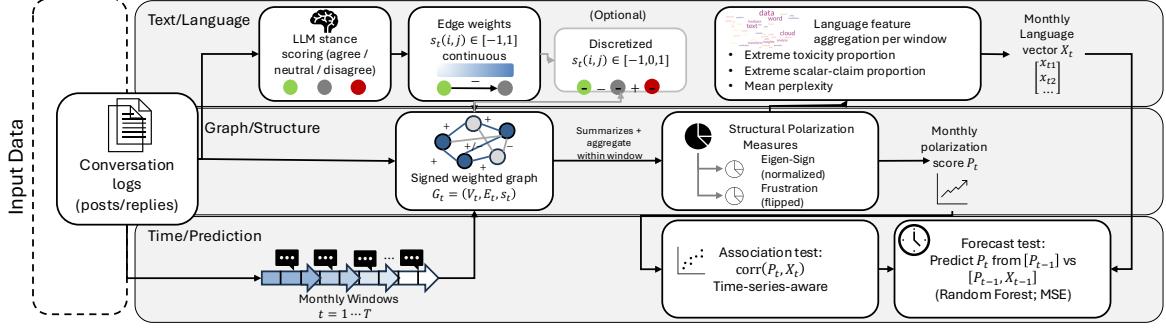


Figure 1: An illustration of the overall analysis pipeline. Language is employed in two roles: first, using LLM stance scoring to define the signed network structure, resulting in polarization score P_t ; and second, as aggregate signal vectors X_t . The downstream analysis relates discourse signals to structural polarization through contemporaneous association, edge-level analysis, and exploratory one-step-ahead prediction.

for a binary assignment $x \in \{\pm 1\}^{|V_t|}$ that minimizes the fraction of *disagreeing* edges, using greedy local search with multiple random restarts. Second, given the resulting assignment, we compute the frustration ratio: $f_t = \frac{\#\{(i,j) \in E_t: A_{ij}^{(t)} \neq 0, A_{ij}^{(t)} x_i x_j < 0\}}{\#\{(i,j) \in E_t: A_{ij}^{(t)} \neq 0\}}$. To align directionality with Eigen-Sign (higher means more polarized structure), we use the flipped score $P_t^{\text{frust}} = 1 - 2f_t$, which maps lower frustration (fewer inconsistent edges) to higher polarization on a $[0, 1]$ scale.

4.3 Language features

We extract a small set of interpretable language signals that are designed to capture extreme scalar claims and toxicity. All language signals are computed at the *post* level and then aggregated to the *window* level to produce a monthly vector X_t aligned with the polarization score P_t .

Toxicity (extreme proportion). We score each post with a BERT-based toxicity classifier² and obtain a toxicity score $\tau \in [0, 1]$. Following standard practice in toxicity modeling, we treat only high-confidence cases as “extreme” and define an indicator $\mathbb{I}[\tau \geq \theta_{\text{tox}}]$ with threshold $\theta_{\text{tox}} = 0.9$. For each window t , we report the extreme-toxicity proportion $x_t^{\text{tox}} = \frac{\sum_{p \in \mathcal{P}_t} \mathbb{I}[\tau(p) \geq \theta_{\text{tox}}]}{\sum_{p \in \mathcal{P}_t} \mathbb{I}[\tau(p) \text{ is valid}]}$, where \mathcal{P}_t is the set of posts in window t (after deduplication) and invalid scores are excluded from the denominator.

²We use unitary/toxic-bert off-the-shelf; the model was fine-tuned by Unitary on the Jigsaw Toxic Comment Classification dataset.

Scalar claims (extreme proportion). To ensure our findings are not dependent on a single word list, we employ a robustness-testing framework using five distinct lexicons generated stochastically by GPT-5. Each lexicon contains ≈ 100 terms with intensity scores $s \in [0, 1]$, derived from varied thematic prompts (e.g., Economics, Governance, and International Relations). A post is flagged as containing an *extreme scalar claim* if it includes at least one term with $s > 0.9$. The window-level extreme-scalar proportion x_t^{scalar} is defined as the fraction of posts containing such claims. Further details on the prompt augmentation strategy, the thematic variations, and the consistency of results across all five experimental runs are provided in Appendix F.

Perplexity (window mean). Discourse predictability is quantified with language-model perplexity. Let $\pi(p)$ denote the perplexity of post p under a fixed language model (held constant across windows). The window-level mean perplexity is $x_t^{\text{ppl}} = \frac{\sum_{p \in \mathcal{P}_t} \pi(p) \mathbb{I}[\pi(p) \text{ is valid}]}{\sum_{p \in \mathcal{P}_t} \mathbb{I}[\pi(p) \text{ is valid}]}$.

Alignment with prediction task. The monthly feature vector is $X_t = (x_t^{\text{tox}}, x_t^{\text{scalar}}, x_t^{\text{ppl}})$, which is used in Section 4.4 for one-step-ahead forecasting of polarization.

4.4 Association and prediction test design

We define two complementary analyses that connect language to structural polarization. The first is a contemporaneous association analysis: it asks whether monthly discourse signals co-vary with structural polarization measured in the same win-

dow. The second is an exploratory one-step-ahead prediction analysis: it asks whether language signals from month $t - 1$ contain information about polarization in month t beyond what is already captured by structural persistence.

Monthly series. For each month t , let P_t denote the normalized structural polarization score, computed either by Eigen-Sign or by flipped frustration. Let $X_t = (x_t^{\text{tox}}, x_t^{\text{scalar}}, x_t^{\text{ppl}})$ denote the corresponding language vector, containing the extreme-toxicity proportion, extreme-scalar proportion, and mean perplexity for that month. All language features are computed from the same monthly corpus used to construct the signed interaction graph.

Association analysis. For each language feature k , we summarize contemporaneous association with Pearson correlation between $\{X_{t,k}\}_{t=1}^m$ and $\{P_t\}_{t=1}^m$. Because the observations form a monthly time series, adjacent windows are not independent and may share external political drivers. We therefore treat correlations as descriptive effect sizes rather than confirmatory significance tests.

One-step-ahead prediction. To test incremental predictive information, we form lagged examples that predict P_t using only information available at $t - 1$. We compare a structure-only Random-Forest baseline with predictors $[P_{t-1}]$ against an augmented structure + language model with predictors $[P_{t-1}, X_{t-1}]$. This comparison asks whether lagged language signals reduce forecast error beyond the autoregressive baseline induced by temporal persistence in polarization.

Temporal split and evaluation. To avoid look-ahead leakage, we split the data chronologically: the first 80% of months are used for training and the final 20% for testing. In the Brexit series, this corresponds to training on December 2018–November 2020 and testing on December 2020–May 2021. We evaluate held-out performance using mean squared error (MSE). Incremental value is summarized by $\Delta\text{MSE} = \text{MSE}_{\text{base}} - \text{MSE}_{\text{aug}}$, $\text{Gain} = \frac{\text{MSE}_{\text{base}} - \text{MSE}_{\text{aug}}}{\text{MSE}_{\text{base}}}$. Positive values indicate that lagged language features improve prediction.

Continuous versus discrete comparison. We repeat the association and prediction analyses under two signed-graph constructions: continuous confidence-weighted edges and discretized edges in $\{-1, 0, +1\}$. This comparison tests whether pre-

serving stance confidence and intensity changes the observed language–structure relationship.

5 Benchmarking and Validation of Polarization Measures

We now examine the behavior of the two structural polarization measures in controlled synthetic settings and in real conversational networks. The goal is to confirm sensible behavior under known ground truth, quantify when the measures align or differ, and establish that the resulting polarization time series is sufficiently stable to support an exploratory language–structure analysis.

5.1 Synthetic benchmarks

Synthetic benchmarks isolate structural effects and test whether the two polarization measures recover compatible two-camp partitions under controlled signal strength. We compare the partitions returned by Eigen-Sign and frustration minimization using Adjusted Rand Index (ARI), where $\text{ARI} = 1$ indicates identical partitions and values near 0 indicate little agreement beyond chance. Full generator details and the simpler signed-SBM sanity check are reported in Appendix C.

Figure 2 reports the signed Barabási–Albert benchmark, which tests agreement under degree heterogeneity and continuous signed weights. Agreement between Eigen-Sign and frustration increases as the planted signed signal strengthens, but the transition depends strongly on density: larger m_{attach} produces earlier and stronger alignment, while sparse graphs show delayed agreement. The appendix reports the signed SBM sanity check, where agreement rises sharply once the planted two-camp structure is detectable and saturates near 1. Together, these benchmarks support using either measure in well-connected, high-signal regimes and motivate caution in sparse or noisy settings.

5.2 Real network sanity checks

On real conversational networks, normalized Eigen-Sign and flipped frustration show moderate-to-strong agreement (Pearson = 0.66, Spearman = 0.78), suggesting a shared structural signal; details are in Appendix D.

6 Linking Structural Polarization to Language

Building on the structural series P_t , we examine how polarization co-varies with window-level dis-

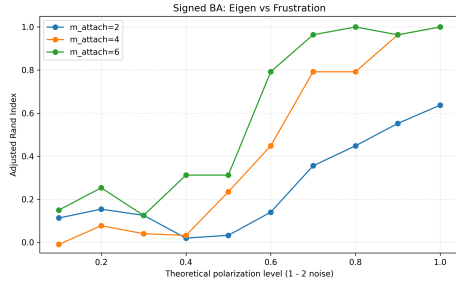


Figure 2: Signed BA: ARI between Eigen-Sign and frustration partitions under degree heterogeneity for different attachment parameters m_{attach} . Denser graphs, corresponding to larger m_{attach} , exhibit earlier and stronger alignment, while sparse graphs show delayed agreement.

course signals X_t and whether those signals show exploratory one-step-ahead predictive value.

6.1 Association between structural polarization and language

We first report contemporaneous associations between monthly structural polarization and window-level language signals. For each month t , the normalized polarization score P_t is paired with the aggregated language features $X_t = (x_t^{\text{tox}}, x_t^{\text{scalar}})$ (Section 4.3), and association is summarized by Pearson correlation r (Section 4.4). Results are shown for both polarization measures, normalized Eigen-Sign and flipped frustration, to check robustness to metric choice.

Extreme scalar claims. Across all five lexicon runs, higher proportions of extreme scalar claims are associated with *lower* polarization scores. Using normalized Eigen-Sign, the proportion of extreme scalar terms shows a negative correlation with polarization (mean $r \approx -0.44$ across runs; Fig. 3a shows the first run, $r = -0.57$). Re-running the same analysis with flipped frustration yields a similar qualitative pattern (mean $r \approx -0.45$; Fig. 3b). Less extreme scalar categories tend to exhibit weaker and sometimes opposite trends, suggesting that the association is concentrated in the heavy tail of hyperbolic language.

Extreme toxicity. A similar pattern appears for toxicity. Under normalized Eigen-Sign, the extreme-toxicity proportion trends negative (approximately $r \approx -0.30$), while stronger toxicity summaries such as maximum toxicity within the month are more strongly negatively associated with polarization (approximately $r \approx -0.70$). Under

flipped frustration, both extreme-toxicity proportion and maximum toxicity remain negative (approximately $r \approx -0.45$ and $r \approx -0.56$, respectively; Fig. 3d). Because higher flipped frustration indicates a cleaner two-camp signed structure, these negative associations suggest that months with more extreme toxicity coincide with signed networks that are structurally less consistent, i.e., more locally conflicted or fragmented. Section 6.2 examines an edge-level account of this negative relationship.

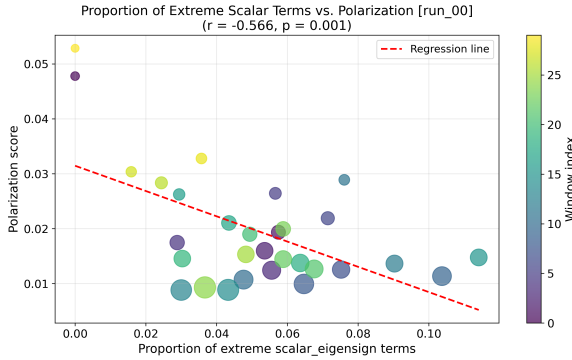
Interpreting correlations in a temporal setting.

Monthly observations are not independent, since both polarization and language can drift with the underlying political climate. As a result, nominal p -values from standard correlation tests can overstate statistical significance by implicitly assuming independent samples. The correlations in Figure 3 are therefore treated primarily as descriptive effect sizes. We next examine an edge-level account of the negative association before returning to the exploratory forecasting design in Section 6.3.

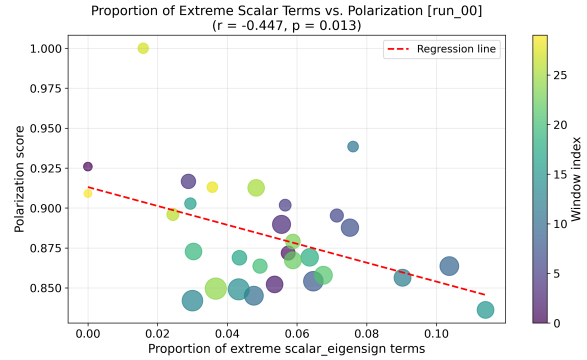
6.2 Edge-level analysis of extreme discourse

The negative correlation in Section 6.1 motivates an edge-level analysis of how extreme discourse contributes to the signed structure. If extreme discourse primarily appears as hostile cross-camp disagreement, it should reinforce a two-camp signed partition; if it appears in cross-cutting agreement or in-group dissent, it may blur that partition. We therefore ask which edge-level patterns are associated with extreme discourse and how they affect the resulting polarization scores. The full taxonomy, threshold sweep, and qualitative examples are deferred to Appendix B.

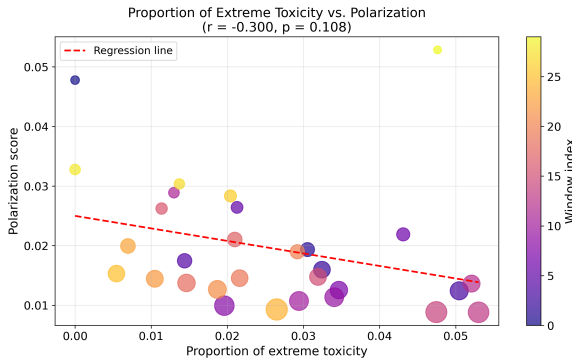
Edge-level profile. For each monthly graph, we classify edges by stance sign and Eigen-Sign camp labels. In-camp agreement and cross-camp disagreement reinforce the partition, while cross-camp agreement and in-camp dissent blur it. Extreme-toxicity posts ($\tau \geq 0.9$) show a slightly higher blurring share than normal posts (16.8% vs. 15.4%), and this gap grows at stricter toxicity thresholds (Appendix B.3). They also carry 7–11% more absolute stance mass per edge ($|w| \approx 0.75$ vs. 0.67). Because Eigen-Sign is magnitude-sensitive, this heavier blurring minority may suppress spectral polarization despite the aligned majority, motivating the ablation below.



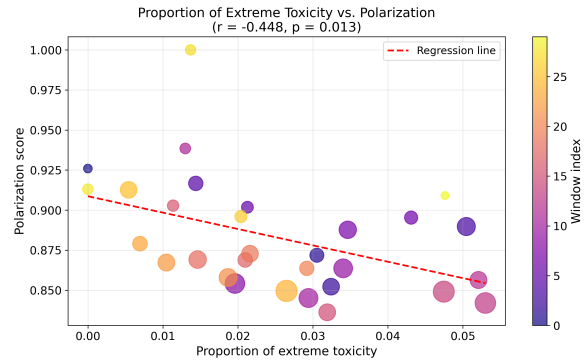
(a) Extreme scalar proportion vs. polarization (Eigen-Sign).



(b) Extreme scalar proportion vs. polarization (flipped frustration).



(c) Extreme toxicity proportion vs. polarization (Eigen-Sign).



(d) Extreme toxicity proportion vs. polarization (flipped frustration).

Figure 3: Associations between monthly structural polarization and extreme language. Each point is one monthly window; the x -axis gives the window-level extreme-language proportion and the y -axis gives the normalized polarization score P_t . Dashed lines show least-squares fits. Top row uses normalized Eigen-Sign; bottom row uses flipped frustration. Scalar subfigures (a, b) display results from the first of five stochastic lexicon runs (run_00); robustness across all five runs is reported in Appendix F.

Progressive ablation as a discriminator. We remove the top- k % most toxic (or scalar-intense) edges from each monthly graph and compare the resulting change in polarization against an equal-sized random removal averaged over 20 draws per window. If extreme edges mainly reinforce the inferred partition, targeted removal should reduce polarization relative to random removal; if they are net suppressive, targeted removal should raise polarization more than random removal. Figure 4 shows the result across 30 windows. For normalized Eigen-Sign, targeted removal raises polarization more than random removal at every fraction. At the 10% cut, the targeted removal produces a 22% larger increase than the random baseline ($p = 0.018$ for toxicity, $p = 0.038$ for scalar; paired t -test). The toxicity effect persists at 15% ($p = 0.039$), while the scalar effect fades, consistent with toxicity’s heavier right tail. Because the monthly windows are temporally ordered and multiple cuts are inspected, we treat these tests as descriptive support

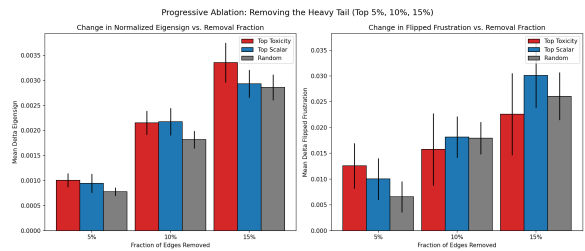


Figure 4: Mean change in polarization from removing the top- k % most toxic (red), most scalar-intense (blue), or random (grey) edges across 30 monthly windows. Error bars show standard error. Under normalized Eigen-Sign (left), targeted removal raises polarization more than random at all fractions; under flipped frustration (right), targeted and random removals overlap.

for the heavy-tail account rather than as standalone confirmatory evidence. Flipped frustration shows no comparable targeted-removal effect at any fraction (all $p > 0.19$).

The Eigen-Sign ablation supports the suppress-

sive interpretation: targeted removal of extreme edges raises polarization more than matched random removal, suggesting that these edges were lowering the spectral score. This is consistent with the edge-level profile above: although most extreme edges reinforce the partition, the blurring minority carries enough stance mass to affect a magnitude-sensitive measure. This provides a plausible macro-level explanation for the negative correlations in Section 6.1: months with more extreme language contain more high-magnitude edges that blur the inferred two-camp structure. The metric asymmetry is also informative. Flipped frustration discards edge magnitude and therefore shows little targeted-removal effect, whereas Eigen-Sign preserves continuous stance intensity. The result therefore illustrates why the confidence-weighted construction introduced in Section 4.2.1 can reveal patterns that are muted under sign-only measures.

6.3 Lagged prediction

We next ask whether window-level language signals from month $t - 1$ contain predictive information about next-month polarization P_t beyond what structural persistence alone provides. This analysis is exploratory: the held-out test set contains six monthly windows (December 2020 through May 2021), so the percentage gains below should be read as small-sample effect sizes rather than as stable estimates of forecasting performance. We therefore interpret the prediction results in conjunction with the contemporaneous associations and edge-level analysis above.

Forecasting results. Table 1 reports test MSE for baseline and augmented models across targets and edge-weight constructions. In this held-out split, adding lagged language features reduces forecast error for Eigen-Sign under both continuous and discrete graphs, and for flipped frustration under the discrete graph. The augmented model slightly increases error on continuous flipped frustration. This asymmetry is consistent with the mechanism analysis in Section 6.2: frustration uses only edge signs and is less sensitive to the continuous magnitudes that drive the spectral effect. We discuss the interpretive scope of this small-sample result in Section 7.2.

As an interpretability diagnostic, Appendix H reports feature importances from the augmented Random Forest models. Language predictors receive substantial weight across settings, with extreme

toxicity typically the top-ranked feature. Given the small number of monthly observations, we treat these importances as qualitative evidence about which signals the model uses, rather than as stable estimates of variable importance. As a further diagnostic for the two-roles account of language, Appendix G examines whether the LoRA-tuned stance model places more attention on toxicity and scalar-lexicon tokens than on a neutral control set. The pattern provides suggestive evidence that the edge-level stance signal and the window-level features draw on related lexical cues.

7 Discussion and Conclusion

We now synthesize what the results imply about (i) how language enters the measurement pipeline, and (ii) how discourse-level signals can be related to structural polarization in signed interaction networks.

7.1 Two roles of language

Our framework treats language as playing two distinct, complementary roles. **(Role A: micro/edge level)** A stance model converts conversational exchanges into signed ties with confidence-weighted smoothing (and, for Eigen-Sign, corresponding edge weights), which define the signed network on which structural polarization is measured. **(Role B: macro/window level)** The same discourse is aggregated into interpretable window-level features (e.g., extreme toxicity, extreme scalar claims, perplexity) that characterize polarization dynamics and, in our exploratory forecasting setup, may provide predictive information about future polarization.

Why confidence-weighted smoothing helps (Eigen-Sign). Confidence-weighted smoothing shrinks ambiguous interactions toward 0 while preserving variation in stance intensity for clearer cases. The edge-level analysis in Section 6.2 provides empirical motivation for this design: magnitude-sensitive measures reveal intensity-dependent patterns that are muted under sign-only frustration. Consistent with this interpretation, the Eigen-Sign series computed on continuous weights yields lower prediction error than the discrete construction in our exploratory lagged forecasting task (Table 1).

7.2 Predictive utility, not causal direction

The forecasting experiment in Section 6.3 predicts polarization at month t from inputs at month $t - 1$.

Target P_t	Weights	MSE (Base)	MSE (Aug)	Δ MSE	Gain
Eigen-Sign	Continuous	3.12×10^{-4}	2.77×10^{-4}	$+3.5 \times 10^{-5}$	+11.0%
Eigen-Sign	Discrete	4.98×10^{-4}	4.26×10^{-4}	$+7.2 \times 10^{-5}$	+14.4%
Frustration (flipped)	Continuous [†]	1.18×10^{-2}	1.24×10^{-2}	-5.7×10^{-4}	-4.8%
Frustration (flipped)	Discrete	1.75×10^{-2}	1.49×10^{-2}	$+2.6 \times 10^{-3}$	+14.6%

Table 1: One-step-ahead prediction of monthly polarization on an 80/20 chronological split. Base uses P_{t-1} only; Aug adds lagged language signals (extreme toxicity share, extreme scalar share, mean perplexity). Gain = $(\text{MSE}_{\text{base}} - \text{MSE}_{\text{aug}})/\text{MSE}_{\text{base}}$. [†]See Section 6.2.

The test MSE reductions in Table 1 suggest that language summaries may contain information about next-month polarization beyond what current polarization alone provides. We do not interpret this as language *causing* structural change: X_{t-1} and P_{t-1} share a window, and both could respond to common external drivers (e.g., political events) that propagate into P_t . The result is best read as suggestive evidence of information content rather than causal precedence; disentangling the two would require finer-grained temporal data and identification strategies that the monthly Brexit corpus does not support.

7.3 Conclusion

We introduced a language-grounded pipeline that constructs temporally evolving signed interaction networks from conversation, assigning confidence-weighted continuous stance weights to interactions and measuring polarization with normalized Eigen-Sign and flipped frustration. Across synthetic benchmarks and real data, the two structural measures show meaningful agreement after normalization, producing an interpretable monthly polarization series for language–structure analysis. In a Reddit Brexit case study, we showed how window-level language signals, including extreme toxicity, extreme scalar claims, and mean perplexity, can be related to structural polarization over time. Edge-level analysis and targeted ablations further demonstrate that continuous, magnitude-sensitive signed edges reveal discourse–structure patterns that are muted under sign-only representations. Finally, a small one-step-ahead forecasting experiment suggests that lagged language features may provide predictive information beyond a structure-only persistence baseline in several settings. Together, these results show how discourse and signed-network structure can be studied within a unified framework for measuring and interpreting polarization dynamics over time.

Limitations

Binary partitioning. Both Eigen-Sign rounding and frustration minimization assume two camps. Discussions with more than two coherent factions may therefore be oversimplified, and multi-block signed-network methods such as SPONGE would be needed to test this directly.

Scope and generalizability. The organic case study is limited to Reddit Brexit discussions. Platform norms and the specific temporal dynamics of Brexit may shape the observed networks, so future work should test the framework across longer time spans, platforms, and political contexts.

Exploratory temporal evidence. The monthly series contains a limited number of windows, and the held-out forecasting split contains only six months. We therefore interpret forecasting gains as exploratory evidence of incremental information in lagged language signals, not as definitive time-series prediction results.

Language feature scope. We use a small interpretable feature set: extreme toxicity, extreme scalar claims, and perplexity. Richer discourse features, including emotion, topic, argumentation, and stance diversity, may reveal additional language–structure relationships.

Ethics Statement

This project received ethical approval from the authors’ institutional ethics review board under an anonymized reference. We analyze publicly available Reddit discussions but do not quote user content verbatim, as short excerpts can be traced to identifiable users. The methods are intended for descriptive research on group dynamics, not for identifying or moderating individual users.

References

- Michele Avalle, Niccolò Di Marco, Gabriele Etta, Emanuele Sangiorgio, Shayan Alipour, Anita Bonetti, Lorenzo Alvisi, Antonio Scala, Andrea Baronchelli, Matteo Cinelli, and 1 others. 2024. Persistent interaction patterns across social media platforms and over time. *Nature*, 628(8008):582–589.
- Christopher Andrew Bail. 2016. Combining natural language processing and network analysis to examine how advocacy organizations stimulate conversation on social media. *Proceedings of the National Academy of Sciences*, 113(42):11823–11828.
- Eytan Bakshy, Solomon Messing, and Lada A. Adamic. 2015. Exposure to ideologically diverse news and opinion on facebook. *Science*, 348(6239):1130–1132.
- Francesco Bonchi, Edoardo Galimberti, Aristides Gionis, Bruno Ordozgoiti, and Giancarlo Ruffo. 2019. Discovering polarized communities in signed networks. In *Proceedings of the 28th acm international conference on information and knowledge management*, pages 961–970.
- Ryan L Boyd, Ashwini Ashokkumar, Sarah Seraj, and James W Pennebaker. 2022. The development and psychometric properties of liwc-22. *Austin, TX: University of Texas at Austin*, 10:1–47.
- Erik Cambria, Dipankar Das, Sivaji Bandyopadhyay, Antonio Feraco, and 1 others. 2017. *A practical guide to sentiment analysis*, volume 5. Springer.
- Dorwin Cartwright and Frank Harary. 1956. Structural balance: a generalization of heider’s theory. *Psychological review*, 63(5):277.
- Eli Chien, Wei-Cheng Chang, Cho-Jui Hsieh, Hsiang-Fu Yu, Jiong Zhang, Olgica Milenkovic, and Inderjit S Dhillon. 2021. Node feature extraction by self-supervised multi-scale neighborhood prediction. *arXiv preprint arXiv:2111.00064*.
- Matteo Cinelli, Gianmarco De Francisci Morales, Alessandro Galeazzi, Walter Quattrociocchi, and Michele Starnini. 2021. The echo chamber effect on social media. *Proceedings of the national academy of sciences*, 118(9):e2023301118.
- Mihai Cucuringu, Peter Davies, Aldo Glielmo, and Hemant Tyagi. 2019. Sponge: A generalized eigenproblem for clustering signed networks. In *The 22nd International Conference on Artificial Intelligence and Statistics*, pages 1088–1098. PMLR.
- Patrick Doreian and Andrej Mrvar. 2009. Partitioning signed social networks. *Social Networks*, 31(1):1–11.
- Kevin Durrheim and Maria Schuld. 2025. Polarization on social media: Comparing the dynamics of interaction networks and language-based opinion distributions. *Political Psychology*.
- Carl Edwards, ChengXiang Zhai, and Heng Ji. 2021. Text2mol: Cross-modal molecule retrieval with natural language queries. In *Proceedings of the 2021 Conference on Empirical Methods in Natural Language Processing*, pages 595–607.
- Kiran Garimella, Gianmarco De Francisci Morales, Aristides Gionis, and Michael Mathioudakis. 2018. Quantifying controversy on social media. *ACM Transactions on Social Computing*, 1(1):1–27.
- Ine Gevers, Ilia Markov, and Walter Daelemans. 2022. Linguistic analysis of toxic language on social media. In *Computational Linguistics in the Netherlands*, volume 12, pages 33–48. Computational Linguistics in the Netherlands.
- Jiayan Guo, Lun Du, Hengyu Liu, Mengyu Zhou, Xinyi He, and Shi Han. 2023. Gpt4graph: Can large language models understand graph structured data? an empirical evaluation and benchmarking. *arXiv preprint arXiv:2305.15066*.
- Zhijin Guo, Edwin Simpson, and Roberta Bernardi. 2024. Medfluencer: A network representation of medical influencers’ identities and discourse on social media. In *epiDAMIK 2024: The 7th International Workshop on Epidemiology meets Data Mining and Knowledge Discovery at KDD 2024*.
- Xiaoxin He, Xavier Bresson, Thomas Laurent, Adam Perold, Yann LeCun, and Bryan Hooi. 2023. Harnessing explanations: Llm-to-llm interpreter for enhanced text-attributed graph representation learning. *arXiv preprint arXiv:2305.19523*.
- Zexi Huang, Arlei Silva, and Ambuj Singh. 2022. Pole: Polarized embedding for signed networks. In *Proceedings of the Fifteenth ACM International Conference on Web Search and Data Mining*, pages 390–400.
- Justine T Kao, Jean Y Wu, Leon Bergen, and Noah D Goodman. 2014. Nonliteral understanding of number words. *Proceedings of the National Academy of Sciences*, 111(33):12002–12007.
- Adam DI Kramer, Jamie E Guillory, and Jeffrey T Hancock. 2014. Experimental evidence of massive-scale emotional contagion through social networks. *Proceedings of the National Academy of Sciences*, 111(24):8788–8790.
- Cinoo Lee, Kristina Gligorić, Pratyusha Ria Kalluri, Maggie Harrington, Esin Durmus, Kiara L Sanchez, Nay San, Danny Tse, Xuan Zhao, MarYam G Hamedani, and 1 others. 2024. People who share encounters with racism are silenced online by humans and machines, but a guideline-reframing intervention holds promise. *Proceedings of the National Academy of Sciences*, 121(38):e2322764121.
- Kristina Lerman, Dan Feldman, Zihao He, and Ashwin Rao. 2024. Affective polarization and dynamics of information spread in online networks. *npj Complexity*, 1(1):8.

- Yuhan Li, Zhixun Li, Peisong Wang, Jia Li, Xiangguo Sun, Hong Cheng, and Jeffrey Xu Yu. 2024. A survey of graph meets large language model: progress and future directions. In *Proceedings of the Thirty-Third International Joint Conference on Artificial Intelligence*, pages 8123–8131.
- Andrés Montoyo, Patricio Martínez-Barco, and Alexandra Balahur. 2012. Subjectivity and sentiment analysis: An overview of the current state of the area and envisaged developments. *Decision Support Systems*, 53(4):675–679.
- Bo Pang, Lillian Lee, and Shivakumar Vaithyanathan. 2002. Thumbs up? sentiment classification using machine learning techniques. In *Proceedings of the 2002 Conference on Empirical Methods in Natural Language Processing (EMNLP 2002)*, pages 79–86.
- John Poug  -Biyong, Valentina Semanova, Alexandre Matton, Rachel Han, Aerin Kim, Renaud Lambiotte, and Doayne Farmer. 2021. Debagreement: A comment-reply dataset for (dis) agreement detection in online debates. In *Thirty-fifth conference on neural information processing systems datasets and benchmarks track (round 2)*.
- Miklos Z R  cz and Daniel E Rigobon. 2023. Towards consensus: Reducing polarization by perturbing social networks. *IEEE Transactions on Network Science and Engineering*, 10(6):3450–3464.
- ZP Rosen and Rick Dale. 2025. Antisemitic and islamophobic hate speech precedes a decrease in lexico-semantic diversity in comment threads online. *Humanities and Social Sciences Communications*, 12(1):1–14.
- Fernando P Santos, Yphtach Lelkes, and Simon A Levin. 2021. Link recommendation algorithms and dynamics of polarization in online social networks. *Proceedings of the National Academy of Sciences*, 118(50):e2102141118.
- Ruiran Su and Janet B Pierrehumbert. 2024. Decoding climate disagreement: A graph neural network-based approach to understanding social media dynamics. In *The 1st Workshop on Natural Language Processing Meets Climate Change*, page 63.
- James Thorne, Andreas Vlachos, Christos Christodoulopoulos, and Arpit Mittal. 2018. Fever: a large-scale dataset for fact extraction and verification. In *Proceedings of the 2018 Conference of the North American Chapter of the Association for Computational Linguistics: Human Language Technologies, Volume 1 (Long Papers)*, pages 809–819.
- Enrica Troiano, Carlo Strapparava, G  zde   zbal, and Serra Sinem Tekiro  lu. 2018. A computational exploration of exaggeration. In *Proceedings of the 2018 Conference on Empirical Methods in Natural Language Processing*, pages 3296–3304.
- Soroush Vosoughi, Deb Roy, and Sinan Aral. 2018. The spread of true and false news online. *Science*, 359(6380):1146–1151.
- Jiaxin Wen, Pei Ke, Hao Sun, Zhixin Zhang, Chengfei Li, Jinfeng Bai, and Minlie Huang. 2023. Unveiling the implicit toxicity in large language models. In *Proceedings of the 2023 Conference on Empirical Methods in Natural Language Processing*, pages 1322–1338.
- Zeyang Zhang, Xin Wang, Ziwei Zhang, Haoyang Li, Yijian Qin, and Wenwu Zhu. 2024. Llm4dyg: Can large language models solve spatial-temporal problems on dynamic graphs? In *Proceedings of the 30th ACM SIGKDD Conference on Knowledge Discovery and Data Mining*, pages 4350–4361.
- Jianan Zhao, Meng Qu, Chaozhuo Li, Hao Yan, Qian Liu, Rui Li, Xing Xie, and Jian Tang. Learning on large-scale text-attributed graphs via variational inference. In *The Eleventh International Conference on Learning Representations*.

A Illustrative stance examples

Table 2 shows fabricated comment–reply pairs of the kind scored by our stance model. We do not quote Reddit content verbatim for ethics reasons: even short excerpts can be traceable to identifiable users via search. The examples illustrate agreement, disagreement, and mixed or neutral stance, motivating the confidence-weighted smoothing introduced in Section 4.2.

B Mechanistic analysis: taxonomy, distribution, and case studies

This appendix supports the mechanistic analysis in Section 6.2 with the full taxonomy of edge-level mechanisms, the aggregate distribution and threshold sweep that characterize extreme posts, the numeric ablation results underlying Figure 4, and qualitative examples drawn from monthly windows starting December 2018.

B.1 Edge-level mechanism taxonomy

For each monthly graph G_t , we run Eigen-Sign on the continuous signed adjacency to obtain a partition $x \in \{-1, 0, +1\}^{|V_t|}$, where 0 denotes nodes outside the largest connected component and is excluded from the analysis. Each edge (u, v) is then classified by its stance sign and the camp labels of its endpoints into one of four mutually exclusive mechanisms (Table 3).

B.2 Distribution of extreme versus normal posts

Posts are labelled *extreme* if their toxicity satisfies $\tau \geq 0.9$ or if their scalar-claim intensity equals the lexicon maximum; all other posts form the *normal* comparison group. Table 4 reports the mechanism distribution for extreme-toxicity posts against the normal baseline.

B.3 Threshold sweep

Table 5 sweeps the toxicity threshold τ used to define the extreme group and reports the blurring rate and the weighted alignment ratio for each cut. Weighted alignment is defined as $\sum |w_{uv}| \mathbb{1}[\text{aligned}] / \sum |w_{uv}|$, i.e., the fraction of signed mass that is consistent with the partition.

Extreme posts also carry larger absolute stance weight per edge than normal posts: mean $|w| \approx 0.75$ for $\tau \geq 0.9$ versus ≈ 0.67 for $\tau < 0.9$, and ≈ 0.80 versus ≈ 0.75 for the scalar case.

B.4 Progressive ablation: full numeric results

Table 6 reports the numeric values underlying Figure 4: the mean polarization change from removing the top- $k\%$ most toxic or most scalar-intense edges (Δ^{tox} , Δ^{scalar}), the matched random baseline averaged over 20 draws per window (Δ^{rand}), and paired t -test p -values across the 30 monthly windows.

B.5 Qualitative case studies

Content warning. This appendix contains examples of abusive, profane, and otherwise extreme political language. The examples are included to illustrate the composition of high-toxicity and high-scalar-intensity exchanges in the dataset. To protect user privacy, no original Reddit content is reproduced verbatim. The exchanges below are paraphrases generated from the originals, as described below. Profanity and closely related abusive terms are lightly obscured by replacing the first vowel with an asterisk.

Examples are drawn from monthly windows starting December 2018. “Group” refers to the Eigen-Sign partition label of each user (± 1); “sign” is the LLaMA-derived continuous stance weight $w \in [-1, 1]$; “tox” and “scalar” are the toxicity score and the maximum scalar-lexicon intensity, respectively.

To protect user privacy, no original Reddit content is reproduced verbatim, since even short excerpts from public posts can often be traced back to identifiable users via search engines. The exchanges below are paraphrases generated from the originals using Claude Opus 4.7 with the prompt: “Rewrite the following Reddit comment–reply pair so it cannot be retrieved by web search, while preserving stance direction, intensity, rhetorical move (e.g. sarcasm, factual correction, piling-on), and approximate length. Keep profanity at a similar level, lightly redacted by replacing the first vowel with an asterisk. Do not introduce new factual claims.” The structural metadata (group, sign, tox, scalar) is computed on the original posts and reported unchanged.

Aligned disagreement. Aligned disagreement refers to cross-camp attacks: users are assigned to opposite Eigen-Sign groups and the reply expresses negative stance toward the parent. These exchanges reinforce the partition because the interaction is both structurally cross-camp and affectively antagonistic.

[2019-02] Parent group = -1 (Remain), Child

Comment	Reply	Label
It will be worse than anyone expects. The models are totally bogus. Why am I not surprised to see this level of idiocy?	That's just the nature of politicians, they'll say anything to stay in power.	Agreement
We don't need a crackdown on immigrants coming here and doing jobs other people don't want. We need to tackle the climate crisis and ecological breakdown!	Did you read the article?? It doesn't say we need to reduce immigration, just get a fair deal with other countries.	Disagreement
I think it would be a fair assumption that we won't have so many cheap fresh vegetables if Brexit happens.	I see what you mean, imports from Portugal and Spain will probably get more expensive. But on the other hand, imports from Africa might increase once we can control our own trade agreements.	Neutral

Table 2: Illustrative fabricated comment–reply pairs of the kind scored by our stance model, one per class.

Sign	Camp	Mechanism	Meaning
+	same	aligned agreement	in-camp cheerleading
–	cross	aligned disagreement	cross-camp attack
+	cross	cross-cutting agreement	blurring
–	same	in-group dissent	blurring

Table 3: Four edge-level mechanisms induced by the Eigen-Sign partition and the stance sign. Aligned mechanisms reinforce the partition; blurring mechanisms work against it.

Mechanism	Normal	Tox. extreme
Aligned disagreement	52.9%	48.2%
Aligned agreement	31.0%	35.0%
In-group dissent	9.2%	8.0%
Cross-cutting agreement	6.2%	8.8%
Aligned total	83.9%	83.2%
Blurring total	15.4%	16.8%
n	4 402	137

Table 4: Mechanism distribution for normal posts and for extreme-toxicity posts ($\tau \geq 0.9$). The vast majority of extreme posts reinforce the partition rather than bridge across it, but the blurring share is modestly higher than for normal posts.

group = +1 (Leave); sign = -0.963 ; tox = 0.998 .

Parent (Remain): “Of course those greedy b*stards will be first in line to squeeze their customers the moment Brexit gives them an excuse. . .”

Child (Leave): “Greedy b*stards = businesses doing what businesses do. Hardly their problem that half this country has the IQ of a damp sponge.”

[2020-07] Parent group = -1 , Child group = $+1$; sign = -0.534 ; tox = 0.998 .

Parent (Remain): “They’ll pin it on Covid. Then Putin. Then Beijing. Then Brussels. Then the f*cking weather.”

Child (Leave): “Don’t forget leprechauns, obviously the leprechauns are behind it. Apparently the b*stards welch on every promise they make, even though they don’t technically exist. . .”

Aligned agreement. Aligned agreement refers to in-camp agreement: users are assigned to the same Eigen-Sign group and the reply expresses positive stance toward the parent. These exchanges

τ	n_{ext}	blur_{ext}	blur_{nor}	lift	align gap
0.50	390	12.6%	15.7%	0.80	-0.016
0.60	329	12.2%	15.7%	0.77	-0.026
0.70	256	12.9%	15.6%	0.83	$+0.001$
0.80	193	15.0%	15.5%	0.97	$+0.041$
0.90	137	16.8%	15.4%	1.09	$+0.063$
0.95	91	17.6%	15.4%	1.14	$+0.066$

Table 5: Threshold sweep over toxicity. “Lift” is the ratio of extreme to normal blurring rate; “align gap” is normal minus extreme weighted alignment. At $\tau \leq 0.7$ the extreme group is actually more aligned than normal posts (negative gap); the blurring lift and alignment penalty emerge only above $\tau \approx 0.8$ and grow monotonically. The mechanism is therefore a heavy-tail phenomenon.

also reinforce the partition because interactional support remains within the same camp.

[2019-12] Both users in group +1; sign = $+0.996$; tox = 0.999 .

Parent: “The grim irony is that it’s the working class doing this to itself. Best of luck up north, lads, you’ve just voted to gut your own towns.”

Child: “Honestly can’t wait to watch the north get absolutely sh*fted by this. . . hope you enjoy queuing at the food bank, you absolute muppets.”

[2020-05] Both users in group +1; sign = $+0.999$; tox = 0.998 .

Parent: “Genuinely f*ck the Tories and f*ck Trump’s America. I’m counting the days until the Brexit lot wake up and realise they got played. . .”

Child: “Agreed. We’ll be paying for this for a generation before anything resembling normal comes back.”

In-group dissent. In-group dissent refers to same-camp disagreement: users are assigned to the same Eigen-Sign group, but the reply expresses negative stance toward the parent. These exchanges blur the partition because users who are structurally grouped together nonetheless attack, reject, or correct one another.

[2020-02] Both users in group +1; sign = -1.000 ; tox = 0.990 .

Parent: “They can do one. Johnson said no deal Brexit and that’s exactly what we put a cross next

Metric	k	Δ^{tox}	Δ^{scalar}	Δ^{rand}	p^{tox}	p^{scalar}
Eigen-Sign	5%	+0.0010	+0.0009	+0.0008	0.061	0.223
Eigen-Sign	10%	+0.0022	+0.0022	+0.0018	0.018	0.038
Eigen-Sign	15%	+0.0034	+0.0029	+0.0029	0.039	0.610
Frustration	5%	+0.0126	+0.0100	+0.0066	0.193	0.343
Frustration	10%	+0.0158	+0.0182	+0.0179	0.729	0.961
Frustration	15%	+0.0226	+0.0301	+0.0261	0.612	0.515

Table 6: Progressive ablation across 30 monthly windows. Bold entries indicate $p < 0.05$. Baseline Eigen-Sign = +0.0198; baseline flipped frustration = 0.769. The apparent visual gap in Figure 4 between targeted and random removals at $k = 5\%$ for flipped frustration is not statistically significant: standard errors overlap substantially, and the paired test accounts for within-window correlations not visualized in the bar chart.

to. . .”

Child: “Mate, no one voted for a no-deal Brexit. That wasn’t on the f*cking ballot. None of you absolute melts did.”

[2019-10] Both users in group +1; sign = -0.002; tox = 0.993.

Parent: “why the f*ck are they nostalgic for pounds and shillings and miles. it’s deranged. honestly hurry up and let that generation die out already.”

Child: “For the record: a US short ton is about 907 kg, an imperial long ton is about 1,016 kg. . .”

Cross-cutting agreement. Cross-cutting agreement refers to cross-camp agreement: users are assigned to opposite Eigen-Sign groups, but the reply expresses positive stance toward the parent. These exchanges blur the partition because users on opposite sides nonetheless converge, often by piling on the same target from different starting points.

[2020-02] Parent group = +1, Child group = -1; sign = +0.996; tox = 0.994.

Parent (+1): “Brilliant, looks like it’s finally sinking in! Yes, that’s right, we don’t want you here. . .”

Child (-1): “Right, that proud heritage of looting museums, ripping up agreements, and lying out of both sides of the mouth. You lot didn’t even invent your own national dish.”

Scalar-claim extremes. Scalar extremes are roughly twice as common as toxicity extremes in the sampled window (236 vs. 131 posts), with a similar mechanism distribution: most are aligned exchanges, while a smaller share are blurring exchanges. The driving vocabulary is absolutist adjectives and intensifiers (“completely,” “literally,” “absolutely”) rather than profanity.

[2019-09] Aligned agreement; both in group +1; sign = +0.998; scalar = 1.000.

Parent: “He’s spot on. This is the bit Boris fundamentally refuses to grasp: Dublin and Brussels actually want a deal that works for everyone. . .”

Child: “Exactly this. Negotiating a treaty isn’t like haggling for a used car where the seller only caves once you’re halfway out the door.”

[2020-05] Aligned disagreement; Parent group = -1, Child group = +1; sign = -0.992; scalar = 1.000.

Parent (Leave): “. . . obviously Brussels is terrified of a no-deal outcome. This is precisely when the UK should be ratcheting up its demands. . .”

Child (Remain): “Other way round, mate. The EU literally could not care less if Britain crashes out. . .”

[2019-02] In-group dissent; both in group +1; sign = -0.336; scalar = 1.000.

Parent: “Is anyone else past the bargaining stage and now actively rooting for Britain to absolutely faceplant, tank the economy, and fall to bits? . . .”

Child: “Sort of. The hesitation is that an awful lot of people who didn’t ask for any of this are going to get crushed alongside the ones who did.”

[2019-09] Cross-cutting agreement; Parent group = +1, Child group = -1; sign = +0.440; scalar = 1.000.

Parent (+1): “. . . it’s overwhelmingly retired boomers who have completely lost the thread of what’s actually happening in the country. . .”

Child (-1): “Setting the newspapers thing aside, that is a frighteningly accurate description of my own parents. . .”

C Synthetic benchmark details

This appendix provides the generator details for the synthetic validation in Section 5.1 and reports the signed-SBM sanity check that is omitted from the main text for space.

C.1 Signed SBM generator

We generate a two-block signed stochastic block model with two equal-size communities. Each unordered node pair forms an edge with probability p . Signs are assigned with noise η : within-community edges are positive with probability $1 - \eta$ and negative with probability η , while cross-community edges are negative with probability $1 - \eta$ and positive with probability η . Thus, lower η corresponds to stronger planted two-camp structure, and the theoretical polarization level is controlled by the sign-noise rate.

The signed SBM is fully discrete, with edge attributes in $\{-1, +1\}$. It provides a clean sanity check for whether Eigen-Sign and frustration minimization recover compatible partitions when the planted signed structure becomes increasingly detectable.

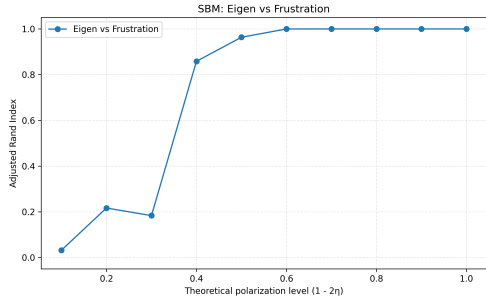


Figure 5: Signed SBM sanity check: agreement between Eigen-Sign and frustration partitions measured by ARI as signal increases. Agreement rises rapidly once the planted two-camp structure is detectable and saturates near 1.

C.2 Signed Barabási–Albert generator

We generate a degree-heterogeneous benchmark using a signed Barabási–Albert backbone. The unsigned topology is produced by preferential attachment, where each new node links to $m_{\text{attach}} \in \{2, 4, 6\}$ existing nodes. Nodes are randomly assigned latent labels ± 1 in equal proportions. Each undirected edge weight is drawn from a Gaussian distribution: same-label edges from $\mathcal{N}(1.0, 0.3)$ and different-label edges from $\mathcal{N}(-1.0, 0.3)$. To simulate sign noise, we randomly flip the sign of a fraction $\eta \in [0, 0.5)$ of edges. The theoretical polarization level is therefore $1 - 2\eta$, while the edge weights retain their real-valued magnitudes after sign flips.

This benchmark tests whether the two polarization measures continue to agree when the graph has degree heterogeneity and continuous signed weights rather than the simpler discrete SBM structure.

D Real network sanity checks

On real conversational networks, the two measures show moderate-to-strong agreement after normalization and are stable under the randomness of frustration optimization. The frustration-based score uses $n_{\text{restarts}} = 100$ random restarts and reports the flipped form $P_t^{\text{frust}} = 1 - 2f_t$, where f_t is the fraction of frustrated (sign-inconsistent) non-

neutral edges. Comparing the resulting monthly time series with normalized Eigen-Sign gives Pearson = 0.66 and Spearman = 0.78. This agreement suggests that both measures capture a shared structural signal, while their later divergence under ablation highlights meaningful differences in sensitivity to edge magnitude.

E Visualization of Stance Weighting

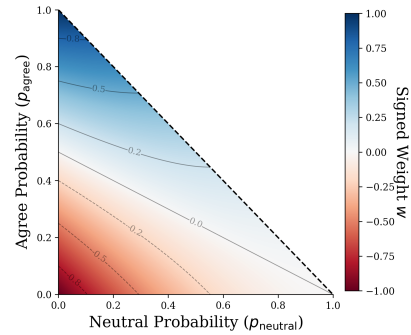


Figure 6: **Confidence-Weighted Smoothing.** The heatmap shows the signed interaction weight w (color) as a function of neutrality (x -axis) and agreement (y -axis). The dashed line represents the physical boundary where $p_{\text{agree}} + p_{\text{neutral}} = 1$. The visualization confirms that as neutrality increases (moving right), the magnitude of w is dampened toward 0 (white), ensuring that only high-confidence interactions contribute to structural polarization.

F Scalar Lexicon Generation and Robustness Analysis

To ensure that the observed correlations between scalar language and structural polarization are not artifacts of a specific word list, we tested the robustness of the association using five distinct, LLM-generated lexicons.

F.1 Prompting Strategy and Example

Each lexicon was generated by GPT-5 using a multi-stage prompt augmentation strategy. This involved a Global Directive (defining the persona of a linguistic expert) and a Specific Theme (e.g., Economics, Sovereignty, or Emotional Sentiment).

Example Prompt (Run 02):

System Prompt: "You are a linguistic expert analyzing political discourse. Return a JSON object with a 'lexicon' key containing a list of term, score objects. Terms are lowercase single words; scores

are floats between 0 and 1. Provide at least 100 entries."

User Prompt: "You are curating a Brexit scalar lexicon. Focus on political institutions and governance. Emphasize global Britain and international relations. Include terms describing global influence, isolation, or cooperation."

F.2 Detailed Experiment Workflow

The experiment followed a four-stage pipeline for each of the five runs:

- **Stage A: Stochastic Lexicon Generation.** The LLM generates ≈ 100 terms. While runs share a common core of intensifiers, they differ in thematic specificity and intensity "jitter" (e.g., "bad" assigned 0.58 in one run vs. 0.65 in another).
- **Stage B: Structural Polarization Measurement.** Signed networks are built using LLaMA-3.2-1B stance scoring, and Eigen-Sign is calculated for each monthly window.
- **Stage C: Linguistic Feature Extraction.** Each monthly corpus is scanned using the run-specific lexicon to calculate *Scalar Intensity* (mean score) and *Extreme Proportion* (percentage of terms with $s > 0.9$).
- **Stage D: Temporal Correlation.** Pearson correlation is calculated between the linguistic features and polarization metrics across the 2018–2021 timeline.

F.3 Robustness Results (Runs 0–4)

Table 7 shows the consistent negative correlation observed across all thematic lexicons.

Run	Theme Focus	Intensity (r)	Extreme Prop. (r)
Run 0	Economics & Inst.	-0.286	-0.532 ($p < 0.01$)
Run 1	Public Sentiment	-0.266	-0.405 ($p < 0.05$)
Run 2	Global Relations	-0.292	-0.582 ($p < 0.001$)
Run 3	Governance	-0.270	-0.514 ($p < 0.01$)
Run 4	Identity	-0.276	-0.395 ($p < 0.05$)

Table 7: Pearson correlation between scalar features and Eigen-Sign polarization across five stochastic runs.

F.4 Example Scalar Lexicon (Reference)

Below is the full Python dictionary of scalar terms and their intensity scores, as used in Section 4.3:

```

scalar_lexicon = {
    # Intensifiers (adverbs that
    # modify adjectives)
    "somewhat": 0.3,
    "rather": 0.4,
    "fairly": 0.4,
    "pretty": 0.5,
    "quite": 0.6,
    "very": 0.7,
    "really": 0.75,
    "extremely": 0.85,
    "incredibly": 0.9,
    "absolutely": 0.95,
    "completely": 1.0,

    # Common scalar adjectives
    "small": 0.3,
    "minor": 0.35,
    "big": 0.6,
    "major": 0.65,
    "huge": 0.8,
    "enormous": 0.9,

    "bad": 0.6,
    "terrible": 0.8,
    "awful": 0.85,
    "horrendous": 0.95,

    "good": 0.6,
    "great": 0.75,
    "excellent": 0.85,
    "outstanding": 0.9,
    "perfect": 1.0,

    "angry": 0.6,
    "furious": 0.85,
    "enraged": 0.95,

    # Brexit-specific terms
    "eurosceptic": 0.6,
    "pro-european": 0.6,
    "anti-eu": 0.7,
    "sovereignist": 0.7,
    "nationalist": 0.65,
    "globalist": 0.65,
    "remainer": 0.5,
    "brexiteer": 0.5,

    # Politically charged terms
    "biased": 0.6,
    "unfair": 0.65,
    "corrupt": 0.8,

```

```

"racist":      0.8,
"xenophobic": 0.85,
"bigoted":    0.85,

```

```

# Additional evaluative adjectives

```

```

"wrong":      0.6,
>false":     0.7,
"misleading": 0.75,
"deceptive": 0.85,
"dishonest": 0.8,
"lying":     0.85,

```

```

"concerned": 0.4,
"worried":   0.6,
"alarmed":   0.7,
"terrified": 0.9

```

```

}
```

G Attention analysis supporting the two-roles account

To connect the forecasting signals to the edge-weight construction, we measure attention weights from the LoRA-tuned LLaMA stance model on a sample of interaction prompts. Final-layer attention mass (averaged over heads) from the last generated token is aggregated over three token groups: extreme scalar lexicon terms, toxicity keywords, and a neutral control set. As shown in Figure 7, the average attention mass is highest for toxic tokens ($\approx 1.30 \times 10^{-3}$), followed by scalar tokens ($\approx 8.6 \times 10^{-4}$), and lowest for control tokens ($\approx 6.2 \times 10^{-4}$). This provides an empirical diagnostic suggesting that the stance scorer is sensitive to lexical cues related to the window-level language features, consistent with the view in Section 7.1 that the two roles of language draw on related signals.

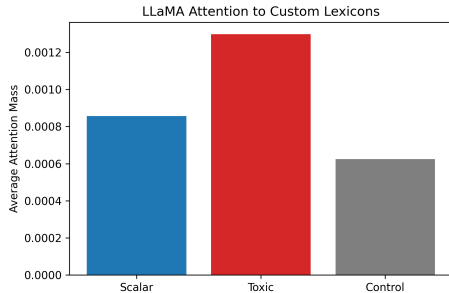


Figure 7: Final-layer attention mass allocated to scalar, toxicity, and control lexicon tokens.

H Random Forest feature-importance diagnostics

As an interpretability diagnostic for the one-step-ahead prediction experiment in Section 6.3, Table 8 reports feature importances from the augmented Random Forest models. The values are normalized to sum to one within each row. Because the monthly series is short and the held-out test set contains only six months, these importances should be interpreted qualitatively rather than as stable estimates of variable importance.

I Stance scoring: training and inference details

This appendix provides the full training, inference, and validation details for the LoRA-adapted stance classifier introduced in Section 4.2.1.

Model and adaptation. We adapt meta-llama/Llama-3.2-1B via low-rank adapters (LoRA) attached to its attention and feed-forward projections, updating only the adapters while keeping the base model frozen.

Training data. We train on DEBAGREEMENT (Pougué-Biyong et al., 2021), a human-annotated dataset of Reddit comment-reply pairs labeled with three stance classes (disagree, neutral, agree). Using a human-annotated stance corpus, rather than weak supervision or sentiment proxies, ensures that the signed edge weights derived in Section 4.2.1 reflect discourse-level (dis)agreement rather than affective polarity alone.

Training setup. Stance prediction is formulated as a verbalized 3-class task: given two sentences, the model predicts a single label token from {disagree, neutral, agree}. Training minimizes cross-entropy on the three label-word logits extracted at the end-of-prompt position, with batch size 4, learning rate 2×10^{-5} , 5 epochs, and maximum sequence length 512.

Inference. At inference the model outputs logits $\ell = (\ell_{\text{disagree}}, \ell_{\text{neutral}}, \ell_{\text{agree}})$. Applying softmax gives class probabilities

$$p_i = \frac{e^{\ell_i}}{\sum_j e^{\ell_j}},$$

which are combined into the signed stance weight

$$w = (p_{\text{agree}} - p_{\text{disagree}}) (1 - p_{\text{neutral}}).$$

Target P_t	Weights	Lagged P_{t-1}	Toxicity $_{t-1}$	Scalar $_{t-1}$	Perplexity $_{t-1}$
Eigen-Sign	Continuous	0.167	0.415	0.209	0.209
Eigen-Sign	Discrete	0.146	0.398	0.236	0.221
Frustration (flipped)	Continuous	0.363	0.295	0.195	0.147
Frustration (flipped)	Discrete	0.279	0.311	0.234	0.176

Table 8: Random Forest feature importances for the augmented one-step-ahead prediction models. Values are normalized to sum to one within each row. Language features, especially lagged toxicity, receive substantial importance mass across conditions, but the short monthly series means these values should be read as qualitative diagnostics.

The term $(p_{\text{agree}} - p_{\text{disagree}})$ captures direction; the factor $(1 - p_{\text{neutral}})$ dampens the magnitude when the model is uncertain, shrinking ambiguous interactions toward zero while preserving high-confidence ones.

Validation protocol. The DEBAGREEMENT corpus is sorted chronologically by post timestamp and split by position into train (earliest 80%), validation (middle 10%), and test (most recent 10%) partitions. This chronological protocol is stricter than a random split because it prevents temporal leakage between training and evaluation: the model never sees posts from the test period during training, which mirrors the deployment setting in which the classifier is later applied to score interactions in future monthly windows of the Brexit corpus. The validation split is used only for model selection; all reported test numbers are computed on the held-out final 10% of posts.

Validation results. On the held-out test set, the LoRA-adapted classifier achieves 84.5% accuracy and a weighted F1 of 0.846 across the three stance classes. Because the downstream pipeline relies on the continuous stance weight w rather than only on hard class labels, this level of accuracy suggests that the model provides informative signed edge weights for the structural analysis. When the top-1 prediction is uncertain, the confidence-weighted smoothing in Section 4.2.1 shrinks ambiguous interactions toward 0, so some residual classifier uncertainty is attenuated rather than propagated at full magnitude into the structural polarization estimates.

Visualization of the weighting surface. Appendix E visualizes w as a function of $(p_{\text{neutral}}, p_{\text{agree}})$ and confirms that the magnitude of w is dampened toward 0 as neutrality increases, so only high-confidence interactions contribute meaningfully to structural polarization.